



Cougar Basketball

CONTACT INFORMATION

Basketball Media Relations Contact: Brett Pyne
 Office Phone: (801) 422-4912
 Cell Phone: (801) 367-1631
 Home Phone: (801) 796-6867
 Email: brett_pyne@byu.edu
 Assoc. AD/Media Relations Director: Duff Tittle
 Office Phone: (801) 422-8948
 Home Phone: (801) 227-0746
 Email: duff_tittle@byu.edu
 Media Relations Fax: (801) 422-0633
 Pressrow Phone: (801) 378-3675
 Mailing Address: 30 SFH, Provo, UT 84602-2239

2002-03 BYU SCHEDULE

NOVEMBER 2002

Nov. 5 EA Sports All-Stars (Exb) 89-84 W
 Nov. 13 Dominican Republic (Exb) 92-55 W
 Nov. 22-25 Paradise Jam @ U.S. Virgin Islands
 Nov 22 v. Toledo 71-56 W
 Nov 23 v. Kansas State 73-64 W
 Nov 25 v. St. Bonaventure 66-57 W
 Nov. 30 Rice 95-56 W

DECEMBER 2002

Dec. 4 @ Arizona State (FSN) 64-60 W
 Dec. 7 @ Creighton 64-74 L
 Dec. 11 San Diego 64-49 W
 Dec. 14 Utah State (SWP) 66-56 W
 Dec. 21 UC Santa Barbara 5:00 p.m.
 Dec. 23 @ San Francisco 7:00 p.m.
 Dec. 28 Southern Utah 7:00 p.m.

JANUARY 2003

Jan. 2 Pepperdine 7:00 p.m.
 Jan. 4 Touchstone Energy All-College Classic
 in Oklahoma City
 v. Oklahoma State (ESPN2) 5:30 p.m.
 Jan. 8 @ Weber State 7:00 p.m.
 Jan. 11 Idaho State 7:00 p.m.
 Jan. 16 UNLV (SWP) 7:00 p.m.
 Jan. 20 @ San Diego State (SWP) 7:00 p.m.
 Jan. 25 UTAH (ESPN+Plus) 1:00 p.m.

FEBRUARY 2003

Feb. 1 New Mexico (ESPN+Plus) 1:00 p.m.
 Feb. 3 Air Force 8:30 p.m.
 Feb. 8 @ Wyoming (ESPN+Plus) 1:00 p.m.
 Feb. 10 @ Colorado State 7:00 p.m.
 Feb. 14 @ UNLV (SWP) 7:30 p.m.
 Feb. 17 San Diego State (SWP) 8:30 p.m.
 Feb. 24 @ Utah (ESPN) 10:00 p.m.

MARCH 2003

Mar. 1 @ Air Force (SWP) 4:00 p.m.
 Mar. 3 @ New Mexico (SWP) 7:00 p.m.
 Mar. 6 Wyoming (SWP) 7:00 p.m.
 Mar. 8 Colorado State (SWP) 7:00 p.m.
 Mar. 12-15 MWC Tournament @ Las Vegas

*Game times are local to site
 SWP - SportsWest Productions
 FSA - Fox SportsNet Arizona

GAMES # 9 AND #10 FAST FACTS

BYU (7-1, 0-0 MWC)

vs. UCSB (3-4, 0-0 BIG WEST)

vs. UCSB, Saturday, Dec. 21, 2002
 Marriott Center (22,700)
 Provo, Utah; 5 p.m. MST

@ SAN FRANCISCO (2-6, 0-0 WCC)

at USF, Monday, Dec. 23, 2002
 War Memorial Gymnasium
 San Francisco, Calif.; 7 p.m. PST (8 p.m. MST)

Coaches: .BYU, Steve Cleveland (92-70 in sixth year; same overall)
 UCSB, Bob Williams (65-57 in fifth year; 254-157 in 15th season overall)
 USF, Philip Mathews (109-101 in eighth year; same overall)
 Series: . . . vs. UCSB: BYU leads, 3-1; Last: UCSB won 68-58 on Nov. 28, 2001 in Santa Barbara
 vs. USF: Tied 4-4; Last: BYU won 65-51 on Jan. 2, 2002 in Provo
 TV:None
 Radio: . . . KSL Newsradio 1160 AM (Cougar Sports Network)
 Pregame Air Times: Saturday 4 p.m. MST; Monday 6 p.m. PST (7 p.m. MST)
 Play-by-Play: Greg Wrubell
 Game Analyst: Mark Durrant (Saturday); Brian Santiago (Monday)
 Web: . . . Live audio link available at byucougars.com/basketball_m/ (select 2002-03 schedule)
 and via BYU Radio on Dish Network and byuradio.org.

BYU'S PROBABLE STARTERS:

POS.	#	NAME	HT.	WT.	YR.	PPG	RPG
F	3	Mark Bigelow	6-7	195	Jr.	13.8	3.9 2.4 apg
F	52	Jared Jensen	6-9	250	So.	10.5	4.1
C	55	Rafael Araujo	6-11	265	Jr.	7.4	7.6
G	2	Travis Hansen	6-6	210	Sr.	15.8	5.0 2.6 apg
G	24	Kevin Woodberry	6-0	170	Jr.	6.4	1.9 2.0 apg

BYU RESERVES:

POS.	#	NAME	HT.	WT.	YR.	PPG	RPG
G	14	Ricky Bower	6-4	185	Jr.	5.4	1.6 1.4 apg
F	15	John Allen	6-7	215	So.	3.5	1.9
G	10	Terry Nashif	5-10	165	Fr.	2.3	1.9 1.1 apg
C	40	Dan Howard	7-0	225	Jr.	1.9	0.8
F	5	Jake Shoff	6-9	265	Jr.	1.7	1.8
G	4	Luiz Lemes	6-3	180	Jr.	1.3	0.8
F	32	Bart Jepsen	6-9	235	Jr.	1.3	0.6

COUGARS HOST UC SANTA BARBARA SATURDAY AT 5 P.M. BEFORE TRAVELING TO PLAY SAN FRANCISCO MONDAY

Averaging 13,222 fans in its first three home games, BYU (7-1) will again play in front of the home crowd when it hosts the UC Santa Barbara Gauchos (3-4) Saturday afternoon in 5 p.m. start in the Marriott Center. The Cougars will then travel to San Francisco for a pre-Christmas game Monday at 7 p.m. PST (8 p.m. MST) against the USF Dons (2-6). Neither game is being televised. The radio broadcasts can be heard on KSL Newsradio 1160 and the Cougar Sports Network, beginning with a one-hour pregame show. KSL's Greg Wrubell will call the play-by-play action with Mark Durrant providing game analysis Saturday and Brian Santiago Monday. Live Internet audio links are available on the basketball page of the official BYU athletics website, byucougars.com, and via BYU Radio on the Dish Network and at byuradio.org.

The Cougars enter Saturday's game with a 7-1 record after playing five of its first eight games away from Provo. BYU's lone loss was a 74-64 defeat at Creighton (currently ranked No. 19 in the ESPN/USA Today Coaches Poll, No. 20 in the Associated Press Poll and No. 1 in the Sagarin Ratings). BYU rebounded with two wins at home over San Diego and in-state rival Utah State. BYU has a chance to improve to 8-1 for the first time since the 1991-92 season.

The Gauchos finished 20-11 last year and advanced to the NCAA tournament as the Big West Tournament Champions. They are 3-4 this year after their 67-60 loss at 4-1 California on Dec. 10. The Dons are 2-6 this year but are 1-1 since getting two Division I transfers after fall semester. Picked to finish third in the West Coast Conference after predicted co-champs Pepperdine and Gonzaga, USF started the first of three straight home games Wednesday with a 73-59 win over Sonoma State (4-2).



SERIES BREAKDOWN

vs. UC SANTA BARBARA

Overall Series Record: BYU leads 4-1
 BYU Record in Provo: 2-0
 BYU Record at UCSB: 2-1
 BYU Record at Neutral Sites: 0-0
 BYU Record under Steve Cleveland: 2-1
 BYU Record in Overtime Games: N/A
 Longest BYU Win Streak: 4 (1940-2000)
 Longest UCSB Win Streak: 1 (2001-present)
 Largest BYU Margin of Victory: 22, 87-65 in 1979
 Largest UCSB Margin of Victory: 10, 68-58 in 2001
 Most Points Scored by BYU: 87 in 1979
 Most Points Scored by UCSB: 68 in 2001

Date	Opponent	Score	W/L
12-18-40	at UC Santa Barbara	47-39	W
12-14-79	UC Santa Barbara*	87-65	W
12-29-99	at UC Santa Barbara	57-48	W
11-25-00	UC Santa Barbara	67-53	W
11-28-01	at UCSanta Barbara	58-68	L

SERIES TIDBITS

This will be the sixth meeting in the series vs. UC Santa Barbara, which BYU leads 4-1. The Gauchos earned their first victory with a win last year. BYUis 2-0 in Provo, including a 67-53 win in 2000 in the last meeting in the Marriott Center. BYUis 2-1 under Steve Cleveland. The Cougars are 1-0 vs. the Big West this year, defeating Utah State in their last game. They are 158-99 (.615) all-time vs. the Big West and Cleveland is 13-4 (.765).

vs. SAN FRANCISCO

Overall Series Record: Series tied at 4-4
 BYU Record in Provo: 3-0
 BYU Record in San Francisco: 0-3
 BYU Record at Neutral Sites: 1-1
 BYU Record under Steve Cleveland: 1-1
 BYU Record in Overtime Games: N/A
 Longest BYU Win Streak: 3 (1946-53)
 Longest San Francisco Win Streak: 4 (1968-2000)
 Largest BYU Margin of Victory: 14, 65-51 in 2001-02
 Largest USF Margin of Victory: 23, 86-63 in 1979
 Most Points Scored by BYU: 84 in 1974
 Most Points Scored by San Francisco: 103 in 1974

12-20-46	vs. San Francisco+ + Reno Tournament	45-36	W
12-12-52	San Francisco	53-52	W
12-22-53	San Francisco	68-61	W
12-13-68	at San Francisco*	75-79	L
12-13-74	at San Francisco	84-103	L
3-10-79	vs. San Francisco# # NCAA (Tucson)	63-86	L
11-30-00	at San Francisco	70-80	L
1-2-02	San Francisco	65-51	W

SERIES TIDBITS

BYU and USF meet for the ninth time. BYU evened the series at 4-4 with its win in Provo, ending a four-game Don winning streak in the series, including an 80-70 Don win in the last outing in San Francisco on Nov. 30, 2000. BYU is 0-3 at San Francisco and 1-1 under Steve Cleveland. BYUis 1-0 vs. the West Coast Conference this year with a home win over San Diego. BYU is 27-16 (.628) all-time vs. the West Coast Conference and Cleveland is 4-2 (.667).

UC SANTA BARBARA GAUCHOS

UC Santa Barbara returns four starters and 10 lettermen from last year's 20-11 NCAA team that won the Big West Tournament. The Gauchos enter Saturday's game with a 3-4 record after dropping two close games on the road at Pepperdine (72-68) and California (67-60). Those two losses ended a three-game victory streak over Centenary (84-69), San Francisco (70-47) and USC (69-53). The Gauchos opened the year at the BP Top of the World Classic in Fairbanks, Alaska, losing to Weber State (91-82) and Jacksonville State (73-66) before closing the tournament with its win over Centenary. They are 2-0 at home, 0-2 on the road and 1-2 on a neutral court. The Gauchos have played only an exhibition (74-63 win Wednesday over Crosstown Westmont College) since its last outing at California on Dec. 10. The Gauchos have a three-man scoring punch with junior guard Nick Jones (6-4, 185) averaging 15.9 ppg, junior swingman Branduinn Fullove (6-4, 210) 15.4 ppg and senior forward Mark Hull (6-7, 210) 14.3 ppg. Jones pulls down a team-leading 6.7 rebounds per game while Hull adds 5.3. All five Gaucho starters shoot 46 percent or better from the floor with three topping 51 percent (Jones, .547; junior forward Brian Whitehead, .524; Fullove, .515). Joining returning starters Jones, Hull and Fullove is junior point guard Jacoby Atako (6-1, 180), who has 30 assists (4.3 apg) with only 14 turnovers. Sophomore forward Casey Cook (6-8, 220) and freshman guard Cecil Brown (6-4, 185) average 6.0 and 5.7 ppg, respectively, off the bench. UCSB is a strong shooting team, making 50.3 percent of its field goal attempts, including 45.5 percent of its three-pointers (60-132). The Gauchos shot 68.1 percent from the line and average 71.3 points while allowing 67.4 points per game. They are pulling down 31.1 rebounds to just edge the opposition's 30.6. They dish out 16.1 assists to their 15.1 turnovers while their opponent's average only 8.4 assists with 14.3 turnovers. Coach Bob Williams is 65-57 in fifth year in Santa Barbara and 254-157 in his 15th season overall.

UC SANTA BARBARA'S PROBABLE STARTERS

POS.	#	NAME	HT.	WT.	YR.	PPG	RPG
F	30	Mark Hull	6-7	210	Sr.	14.3	5.3
F	50	Bryan Whitehead	6-8	245	Jr.	3.7	3.3
G	33	Branduinn Fullove	6-4	210	Jr.	15.4	3.0
G	3	Nick Jones	6-4	185	Jr.	15.9	6.7
G	5	Jacoby Atako	6-1	180	Jr.	4.0	2.1

4.3 apg

SAN FRANCISCO DONS

The Don's return three starters and five lettermen from last year's 13-15 team. USF is predicted to finish third in the West Coast Conference behind Pepperdine and Gonzaga. They enter the game with a 2-6 record but are 1-1 since two Division I transfers -- Alvin Broussard (6-6, Jr., F) from New Mexico and James Bayless (6-7, Jr., F) from Nevada -- were cleared to play after the completion of the fall semester. Bayless is averaging 14.5 ppg, 6.5 rpg and Broussard 11.0 ppg, 4.0 rpg in their first two games, giving coach Phil Mathews added scoring and rebounding punch and a deeper rotation, which will help the Dons apply better defensive pressure. Returning starters Darrell Tucker (6-9, Sr., F), John Cox (6-5, Jr., F) and Shamell Stallworth (6-5, Sr., G) are averaging 18.4, 11.3, and 9.4 ppg, respectively. Tucker led USF with 22 points and 10 rebounds (team-best 8.9 rpg on the year) and Stallworth was 7-8 from the floor with 16 points in the Don's victory over Sonoma State Wednesday. Cox, coming off the bench, had 11 points. The Dons shot 57 percent, 50 percent from threes and 89 percent from the line. Jovan Harris (6-3, Jr., G) had 5 assists as the starting point while Jason Gaines (6-0, So., G) added 5 assists (team-best 3.5 apg) off the bench. Overall, the Dons shoot .420, .321 on threes and .721 from the line. They allow .455 on field goals, including .345 on threes. USF scores 62.6 ppg and allows 69.0 and pulls down 32.2 rebounds compared to 36.8. USF is 0-4 on the road and 2-2 at home, with two close defeats. The Dons home losses were three-point setbacks to Nevada (64-61) and Fresno State (74-71). Home wins are over Southern University (82-71) and Sonoma State (73-59). Their road losses were at Seton Hall (77-51), UC Santa Barbara (70-47), Sacramento State (62-57) and Pacific (75-59). Coach Philip Mathews is 109-101 in his eight year in San Francisco.

SAN FRANCISCO'S PROBABLE STARTERS

POS.	#	NAME	HT.	WT.	YR.	PPG	RPG
F	44	Alvin Broussard	6-6	215	Jr.	11.0	4.0
F	0	James Bayless	6-7	225	Jr.	14.5	6.5
F	3	Darrell Tucker	6-9	245	Sr.	18.4	8.9
G	13	Shamell Stallworth	6-5	200	Sr.	9.4	3.5
G	35	Jovan Harris	6-3	175	Jr.	6.8	2.0

2.3 apg

BYU VS. THE BIG WEST

	ALL-TIME	CLEVELAND
Utah State	133-86	4-2
Long Beach State	3-4	0-0
Pacific	3-3	0-0
UCSB	4-1	2-1
Idaho	3-2	2-0
CS Fullerton	3-2	0-0
CS Northridge	4-0	2-0
UC Irvine	3-1	2-1
UC Riverside	1-0	1-0
Cal-Poly	1-0	0-0
Totals	158-99	13-4

BYU VS. THE WEST COAST

	ALL-TIME	CLEVELAND
Santa Clara	13-5	0-0
San Francisco	4-4	1-1
St. Mary's	5-1	0-0
Pepperdine	1-4	1-1
San Diego	2-0	2-0
Portland	2-0	0-0
Gonzaga	0-1	0-0
Loyola Marymount	0-1	0-0
Totals	27-16	4-2



BOX - LAST YEAR'S GAME AT UCSB

BYU vs UC Santa Barbara
11-28-01 7:00 PM at the Thunderdome at UCSB
VISITORS: BYU 2-1

#	Player	tot-fg		3-pt		rebounds			pf	tp	a	to	blk	s	min			
		fg	fga	fg	fga	ft	fta	of								de	tot	
25	NIELSEN, Eric	f	1	4	0	1	1	2	2	4	3	1	5	0	1	24		
52	JENSEN, Jared	f	4	5	0	0	6	8	0	0	0	4	14	0	2	0	32	
02	HANSEN, Travis	g	4	16	2	4	4	4	2	8	10	3	14	2	1	0	36	
03	BIGELOW, Mark	g	5	13	4	6	1	1	0	5	5	1	15	1	5	3	34	
31	MONTAGUE, Matt	g	4	7	0	1	0	2	1	4	5	3	8	6	2	0	1	38
30	BORIK, Daniel	g	2	7	0	2	0	0	1	4	5	2	4	0	2	0	17	
22	BALDERSON, J	g	0	0	0	0	0	0	0	0	0	0	1	0	0	0	1	
32	JEPSEN, Bart	g	0	0	0	0	0	0	1	4	5	1	0	0	0	0	18	
	TEAM																	
	Totals.....		20	52	6	14	12	16	7	28	35	18	58	11	17	3	4	200

TOTALFG% 1st Half: 14-26 53.8% 2nd Half: 6-26 23.1% Game: 38.5% DEADBALL
3-Pt. FG% 1st Half: 5-13 38.5% 2nd Half: 1-1 100% Game: 42.9% REBOUNDS
F Throw % 1st Half: 1-1 100% 2nd Half: 11-15 73.3% Game: 75.0% 1

HOME TEAM: UC Santa Barbara 3-1

#	Player	tot-fg		3-pt		rebounds			pf	tp	a	to	blk	s	min			
		fg	fga	fg	fga	ft	fta	of								de	tot	
30	Hull, Mark	f	9	17	2	6	3	5	0	6	6	1	23	2	1	0	2	31
40	Vukovich, Mike	f	1	5	0	0	0	0	1	1	2	2	2	0	0	0	0	17
45	Ndiaye, Adama	c	2	5	0	0	3	3	1	10	11	2	7	3	2	3	1	33
05	Atako, Jacoby	g	1	3	0	1	2	2	0	1	1	3	4	3	4	0	0	26
33	Fullove, Branduin	g	1	12	0	5	10	10	2	4	1	12	2	1	0	0	0	32
03	Jones, Nick	g	4	8	1	4	0	0	1	4	5	1	9	1	3	0	3	26
32	Cook, Casey	g	0	0	0	0	0	0	0	0	1	0	0	0	0	0	0	4
35	Ward, B.J.	g	2	2	0	0	5	6	0	2	3	9	4	0	0	0	3	20
50	Whitehead, Bryan	g	0	1	0	0	2	2	1	2	3	2	2	0	0	0	0	11
	TEAM																	
	Totals.....		20	53	3	16	25	28	7	28	35	16	68	15	11	3	9	200

TOTALFG% 1st Half: 10-27 37.0% 2nd Half: 10-26 38.5% Game: 37.7% DEADBALL
3-Pt. FG% 1st Half: 2-7 28.6% 2nd Half: 1-9 11.1% Game: 18.8% REBOUNDS
F Throw % 1st Half: 7-8 87.5% 2nd Half: 18-20 90.0% Game: 89.3% 1

Officials: Mike Scypers, Bill Vinovich, Duane Allen
Technical fouls: BYU-HANSEN, Travis; TEAM, UC Santa Barbara-None.
Attendance: 3608
Score by Periods 1st 2nd Total
BYU 34 24 58
UC Santa Barbara 29 39 68

BOX - LAST GAME IN PROVO

Santa Barbara vs BYU Cougars
11-25-00 7:05 at Provo, Utah
VISITORS: Santa Barbara 0-3

#	Player	tot-fg		3-pt		rebounds			pf	tp	a	to	blk	s	min			
		fg	fga	fg	fga	ft	fta	of								de	tot	
30	HULL, Mark	f	4	13	1	7	12	13	2	3	2	21	1	0	1	35		
40	VUKOVICH, Mike	f	3	9	0	0	2	5	3	5	8	5	8	0	2	1	27	
50	JORDANI, Juliano	f	0	4	0	0	1	1	2	5	0	0	2	0	0	12		
03	BRYANT, LaRon	g	1	4	1	3	0	1	1	2	4	3	0	1	0	3	24	
35	WARD, B.J.	g	3	7	0	0	4	2	5	7	0	10	1	5	0	1	29	
05	ATAKO, Jacoby	g	0	2	0	0	0	0	0	2	2	0	4	3	0	0	25	
15	OLIVER, Chrismen	g	0	0	0	0	0	0	1	1	0	0	0	0	0	0	0	
32	COOK, Casey	g	2	8	1	2	2	2	0	3	3	4	7	0	6	0	1	20
41	JONES, Nick	g	2	4	0	0	0	0	2	1	3	1	4	1	2	0	1	16
55	TODD, J.J.	g	0	0	0	0	0	0	0	3	3	2	0	0	0	0	1	12
	TEAM																	
	Totals.....		15	51	3	14	20	25	14	26	40	25	53	7	22	1	9	200

TOTALFG% 1st Half: 6-24 25.0% 2nd Half: 9-27 33.3% Game: 29.4% DEADBALL
3-Pt. FG% 1st Half: 1-7 14.3% 2nd Half: 2-7 28.6% Game: 21.4% REBOUNDS
F Throw % 1st Half: 11-13 84.6% 2nd Half: 9-12 75.0% Game: 80.0% 1

HOME TEAM: BYU Cougars 2-0

#	Player	tot-fg		3-pt		rebounds			pf	tp	a	to	blk	s	min			
		fg	fga	fg	fga	ft	fta	of								de	tot	
15	WESLEY, Mekeli	f	3	12	0	1	5	7	1	11	12	3	11	2	0	5	0	38
25	NIELSEN, Eric	f	1	1	0	0	1	1	1	1	2	4	3	0	1	0	0	12
42	COOPER, Nathan	f	2	4	1	1	2	2	4	6	3	6	1	4	1	0	0	28
24	LYDAY, Terrell	g	6	15	4	9	5	7	0	0	4	21	2	4	0	1	30	
31	MONTAGUE, Matt	g	4	4	1	1	0	1	3	3	9	7	3	0	0	0	33	
02	HANSEN, Travis	g	3	7	1	1	1	2	1	3	2	8	1	1	0	1	2	18
20	BORIK, Daniel	g	0	3	0	3	2	3	0	1	1	0	2	1	0	0	0	9
23	SHIPPEN, Ty	g	0	0	0	0	0	0	0	0	0	0	0	0	0	0	0	2
34	CHRISMAN, Jacob	g	2	3	0	0	1	1	0	1	3	4	0	3	0	1	23	
43	DAWES, Derek	g	1	2	0	0	1	1	2	2	4	1	3	0	0	1	0	7
	TEAM																	
	Totals.....		22	51	7	16	25	29	25	34	21	67	14	17	8	5	200	

TOTALFG% 1st Half: 9-25 36.0% 2nd Half: 13-26 50.0% Game: 43.1% DEADBALL
3-Pt. FG% 1st Half: 3-9 33.3% 2nd Half: 4-7 57.1% Game: 43.8% REBOUNDS
F Throw % 1st Half: 10-15 .667 2nd Half: 6-10 .600 Game: 64.0% 4

Officials: Larry Stubing, Larry Spaulding, Jimmie Flores
Technical fouls: Santa Barbara-None, BYU Cougars-None.
Attendance: 8288
Score by Periods 1st 2nd Total
Santa Barbara 24 29 53
BYU Cougars 31 36 67
Wesley had a fifth career double-double with 11 points, career-best 12 boards
Wesley also recorded a career-high 5 blocked shots

LAST YEAR - UCSB LATE RUN LEADS GAUCHOS TO VICTORY

SANTA BARBARA, Calif. (Nov. 28, 2001) – After controlling the game for the first 35 minutes, BYU could not hang on as UC Santa Barbara came from behind to earn a 68-58 victory over the Cougars Wednesday in Santa Barbara. With the loss, BYU dropped to 2-1 on the year while the Gauchos improved to 3-1. BYU led by as many as 12 points in the first half, thanks in large part to four Mark Bigelow three-pointers. BYU's advantage was 32-23 with 1:20 left in the half before a Cleveland technical gave the Gauchos some momentum. They converted both free throws and a bucket on the same possession followed by another field goal after a BYU miss to suddenly cut the Cougar lead to only three at 32-29 with 59 seconds remaining in the half. Leading 34-29 at the break, BYU found success in the second half by going inside to freshman center Jared Jensen. The 6-9, 245-pounder scored eight of his career-high 14 points in the early going of the final 20 minutes with several nice post moves. A Jensen free throw gave BYU its largest lead of the final half at 49-41 at the 10:14 mark. A second Cougar technical foul, this time on Travis Hansen, again turned the momentum toward the Gauchos. With Bigelow having just converted a shot while also being fouled, Hansen was whistled for the technical. Before Bigelow could convert the old-fashioned three-point play at the line, UCSB's Mark Hull was able to negate the Bigelow bucket with two free throws on the other end. Bigelow's free throw gave BYU only a three-point lead at 54-51 with 6:18 left in the game. BYU's offense suddenly sputtered as the Cougars made only one more field goal while the Gauchos went on a 17-4 run to end the game. UCSB took its first lead at 55-54 with 3:28 remaining when Hull made two of his game-high 23 points. Hull came back with a three in the next possession, the first Gaucho trey in the second half after eight failed attempts, to push the lead to four. The Cougars got within two but couldn't convert and were forced to foul as UCSB scored its final eight points on free throws to push the final margin to double digits. Bigelow led BYU with 15 points while Hansen and Jensen added 14 apiece. Hansen recorded his second consecutive double-double also pulling down a team-high 10 rebounds. Matt Montague had six assists and eight points. Senior forward Eric Nielsen played only 24 minutes due to foul trouble and had a season-low three points and four rebounds. Neither team shot well. BYU made 38.5 percent from the floor and UCSB 37.7 percent. BYU did fare better from three-point range, going 6-of-14 compared to the Gauchos' 3-for-16 three-point shooting. But UCSB made up the difference and more at the free throw line. They made 25-of-28 free throws, while BYU only went to the line 16 times, making 12.

WHAT COACH STEVE CLEVELAND HAD TO SAY LAST YEAR ...

"It was a pretty good effort for about 35 minutes. We didn't take care of the ball down the stretch and we missed a few free throws late. We didn't take good shots. We took off-balance shots. We played with a lot of energy – I have no problem with the effort. We just didn't do the little things when it mattered. I was very pleased with Jared (Jensen). He played very solid. We did a good job defensively. We guarded them well until the last two or three shots when they got open looks. Hull is a great player."

LAST GAME IN PROVO - DEFENSE CARRIES COUGARS TO WIN

BYU played strong defense while Mekeli Wesley recorded a double-double and Terrell Lyday scored 21 points as BYU posted a 67-53 victory over UC Santa Barbara. BYU improved to 2-0 on the year with the win while the Gauchos fell to 0-3. The Cougars got off to a slow start in a tightly officiated game. The two teams were whistled for 12 fouls in the first five minutes of play. Terrell Lyday put BYU on the board first, sinking two-of-three free throws after being fouled on a three-point attempt. The Cougars used a 12-2 run midway through the first half to open up a 25-12 lead. BYU went into the locker room with a seven-point lead, up 31-24 at halftime. In the second half, UCSB cut the BYU lead to three points, 42-39, behind a six point spurt from guard B.J. Ward. But a solid defensive effort by the Cougars stifled the UCSB offense, holding the Gauchos under 30 percent shooting (.294) on the night. Lyday took over the game when it got close and finished the night shooting 4-9 from behind the arc, en route to a game-high 21 points. Sophomore forward Mark Hull kept the Gauchos in the game with a career-high 21 points of his own. Wesley contributed 11 points with his career-best 12 rebounds and five blocks while Matt Montague and Travis Hansen added nine and eight points, respectively, for BYU. Montague made all four of his field goal attempts and is now perfect on all six attempts he has taken in the first two games. He has already equaled the number of three-pointers he made all of last year, making his third trey of the year in the first half. BYU shot 43 percent for the game, including 43.8 percent on three-point shots. The Cougars made 16-25 free throws (.640).

WHAT UCSB COACH BOB WILLIAMS HAD TO SAY ...

"Twenty-two turnovers and seven assists pretty much sums up the game. Their defense, and our lack of handling it, pretty much did us in."

WHAT BYU COACH STEVE CLEVELAND HAD TO SAY ...

"Defensively we were really solid. When you can hold a team under 30 percent shooting, and you keep its three-point shooting under 21 percent, you know you're doing something right."



BOX - LAST YEAR'S GAME AT BYU

University of San Francisco vs BRIGHAM YOUNG Cougars
01/02/02 7:05 at Marriott Center, Provo, Utah
VISITORS: University of San Francisco 4-8

#	Player	tot-fg		3-pt		rebounds					min							
		fg	fga	fga	fta	of	de	tot	pf	tp		a	to	blk	s			
03	TUCKER, Darrell	f	6	12	1	3	3	4	1	6	7	2	16	2	3	0	1	28
33	COX, John	f	4	9	1	4	0	0	1	5	6	1	9	0	2	0	0	33
35	BREWER, Hondre	c	3	4	0	0	2	2	1	2	3	4	8	1	2	2	0	29
11	RUSSELL, LyRyan	g	2	3	0	1	0	0	2	2	4	4	4	1	0	1	1	34
13	STALLWORTH, S.	g	0	4	0	2	2	2	1	3	4	2	2	0	2	0	0	22
01	AKINSETI, Tayo		1	8	0	4	0	0	0	0	0	3	2	0	1	0	1	20
05	GAINES, Jason		0	0	0	0	0	0	1	1	0	0	0	0	0	0	0	6
10	BROWNLEE, Scepter		1	1	0	0	0	0	1	0	1	0	2	0	0	0	0	1
15	CHAMBERS, Michael		3	9	1	7	1	1	0	3	3	2	8	1	4	0	0	23
21	GUMBS, Jerome		0	0	0	0	0	0	1	1	0	0	0	0	0	0	0	3
32	NAYLOR, Anthony		0	0	0	0	0	0	0	0	0	0	0	0	0	0	0	1
TEAM										1	1	2						
Totals.....			20	50	3	21	8	9	6	24	30	18	51	8	15	2	3	200

TOTALFG% 1st Half: 12-27 44.4% 2nd Half: 8-23 34.8% Game: 40.0% DEADBALL
3-Pt. FG% 1st Half: 1-7 14.3% 2nd Half: 2-14 14.3% Game: 14.3% REBOUNDS
F Throw % 1st Half: 6-7 85.7% 2nd Half: 2-2 100% Game: 88.9% 0

HOME TEAM: BRIGHAM YOUNG Cougars 10-2

#	Player	tot-fg		3-pt		rebounds					min							
		fg	fga	fga	fta	of	de	tot	pf	tp		a	to	blk	s			
03	BIGELOW, Mark	f	4	11	1	3	6	6	0	2	2	0	15	1	0	0	0	34
25	NIELSEN, Eric	f	5	8	0	0	2	3	1	7	8	3	12	3	1	2	0	37
32	JENSEN, Jared	c	5	10	0	0	0	1	1	2	1	10	0	1	1	1	1	27
02	HANSEN, Travis	g	2	7	1	4	4	2	4	6	4	9	2	2	1	1	1	27
31	MONTAGUE, Matt	g	3	4	2	2	3	4	1	6	7	0	11	7	0	0	5	39
04	PINTEGRAR, Jesse		0	0	0	0	0	0	0	0	0	0	0	0	0	0	0	1
10	NASHIF, Terry		0	0	0	0	0	0	1	1	0	0	0	0	0	0	0	1
20	BOBIK, Daniel		1	6	0	4	0	0	2	2	2	2	4	0	2	16		
22	BALDERSON, Jimmy		0	1	0	1	2	2	0	0	0	2	0	0	0	0	0	2
32	JEPSEN, Bart		0	0	0	0	0	0	0	0	0	0	0	0	0	0	0	1
40	HOWARD, Dan		0	0	0	0	0	0	0	0	0	0	0	0	0	0	0	2
42	CARLISLE, Jon		1	2	0	0	2	4	1	2	3	2	4	1	1	2	0	13
TEAM										2	3	4	1	1	2	0		
Totals.....			21	49	4	14	19	23	7	25	32	12	65	16	9	6	9	200

TOTALFG% 1st Half: 13-25 52.0% 2nd Half: 8-24 33.3% Game: 42.9% DEADBALL
3-Pt. FG% 1st Half: 4-6 66.7% 2nd Half: 0-8 0.0% Game: 28.6% REBOUNDS
F Throw % 1st Half: 6-8 75.0% 2nd Half: 13-15 86.7% Game: 82.6% 1

Officials: Lonnie Dixon, Dan Chrisman, Greg Burks
Technical fouls: University of San Francisco-None. BRIGHAM YOUNG
Cougars-None.
Attendance: 8453
Score by Periods 1st 2nd Total
University of San Francisco 31 20 51
BRIGHAM YOUNG Cougars 36 29 65

BOX - LAST GAME IN SAN FRANCISCO

Brigham Young vs Univ. of San Francisco
11/30/00 7:00 PM at San Francisco, CA - War Memorial Gym
VISITORS: Brigham Young 2-1

#	Player	tot-fg		3-pt		rebounds					min							
		fg	fga	fga	fta	of	de	tot	pf	tp		a	to	blk	s			
25	NIELSEN, Eric	f	2	2	0	0	0	0	0	2	2	5	4	0	0	0	0	8
42	COOPER, Nathan	f	2	3	0	0	2	3	2	5	3	4	3	0	0	1	1	31
15	WESLEY, Mekeli	c	4	11	0	3	12	12	5	0	5	4	20	2	2	1	1	32
24	LYDAY, Terrell	g	4	17	1	9	7	7	0	0	0	16	1	2	1	0	39	
31	MONTAGUE, Matt	g	4	6	2	3	2	2	1	1	2	3	12	6	2	0	0	34
02	HANSEN, Travis		0	6	0	2	0	0	1	2	3	1	0	1	0	0	1	11
20	BOBIK, Daniel		1	2	0	1	0	0	2	2	1	2	2	1	0	0	12	
34	CHRISMAN, Jacob		3	6	0	1	1	2	3	1	4	5	7	0	3	0	1	15
40	HOWARD, Dan		1	1	0	0	2	2	0	0	5	4	0	0	0	0	1	12
43	DAWES, Derek		0	0	0	1	2	1	0	1	2	1	0	0	0	0	0	6
TEAM										1	2	3						
Totals.....			21	54	3	19	25	29	15	12	27	29	70	15	10	3	4	200

TOTALFG% 1st Half: 10-25 40% 2nd Half: 11-29 37.9% Game: 38.9% DEADBALL
3-Pt. FG% 1st Half: 2-10 20% 2nd Half: 1-9 11.1% Game: 15.8% REBOUNDS
F Throw % 1st Half: 12-14 85.7% 2nd Half: 13-15 86.7% Game: 86.2%

HOME TEAM: Univ. of San Francisco 3-3

#	Player	tot-fg		3-pt		rebounds					min							
		fg	fga	fga	fta	of	de	tot	pf	tp		a	to	blk	s			
03	TUCKER, Darrell	f	5	11	0	0	6	6	3	6	9	2	16	1	5	0	0	33
30	LEE, James	f	3	8	0	1	8	11	3	2	5	3	14	4	3	0	2	38
35	BREWER, Hondre	c	3	5	0	0	5	8	1	4	5	5	11	1	1	3	1	30
13	STALLWORTH, S.	g	0	1	0	0	1	2	1	2	3	3	1	1	2	1	1	26
32	THOMAS, Ali	g	7	12	4	5	7	7	0	1	3	25	2	2	0	2	39	
01	AKINSETI, Tayo		3	3	2	2	2	2	2	3	5	5	10	0	1	0	0	14
44	TARBAT, Nick		0	1	0	1	3	4	0	1	1	1	3	1	0	0	0	16
52	BROWN, Eugene		0	0	0	0	0	0	0	1	1	0	0	0	0	0	0	4
TEAM										1	1	0	0	0	0	0	0	
Totals.....			21	41	6	9	32	40	10	20	30	23	80	10	14	4	6	200

TOTALFG% 1st Half: 10-24 41.7% 2nd Half: 11-17 64.7% Game: 51.2% DEADBALL
3-Pt. FG% 1st Half: 4-6 66.7% 2nd Half: 2-3 66.7% Game: 66.7% REBOUNDS
F Throw % 1st Half: 14-18 77.8% 2nd Half: 18-22 81.8% Game: 80.0%

Officials: Rich Ballesteros, Mark Retschling, Mike Eggers
Technical fouls: Brigham Young-None. Univ. of San Francisco-None.
Attendance: 3312
Score by Periods 1st 2nd Total
Brigham Young 34 36 70
Univ. of San Francisco 38 42 80

LAST YEAR - COUGARS WIN EIGHTH STRAIGHT IN WIN OVER USF PROVO, Utah (Jan. 2, 2002) - A rigid defense allowed BYU to overcome a shaky shooting night from the field as the Cougars extended their home winning streak to 28 straight games with a 65-51 victory over San Francisco in the Marriott Center Wednesday. BYU won its eighth straight game, the team's longest winning streak since running off 13 straight in the 1992-1993 season, and improved their record to 10-2 on the season, the best start for the team since the 1999-2000 campaign when the Cougars started the season 12-2. The Dons fell to 4-8 with the loss. Montague led the Cougars on both ends of the floor, tying his season high with 11 points and a career high with two three-pointers. The senior point guard tied a career high defensively with five steals and tied a season high for rebounds with seven. Montague seems to come up with big nights every time he faces the Dons. He had hit two treys in a game only three times in his career, two of those coming against San Francisco. In the past two seasons he has scored in double figures only three times, two of those coming against the Dons. Senior forward Eric Nielsen was the team's leading rebounder with eight boards and was one of four Cougars to finish the night in double figures with 12 points. Mark Bigelow once again led the Cougar scorers with 15 points. Freshman center Jared Jensen added 10 points. The Cougars trailed by as many as five points early in the game but took a 12-11 lead over San Francisco on two Travis Hansen free throws with just over 14 minutes to go in the first half. After taking the one-point lead, BYU stayed up on the scoreboard for the rest of the game. The Cougar defense helped BYU to keep the lead despite several Don runs that kept the game close. After BYU took a 44-31 lead early in the second half, San Francisco pulled to within three points with just over 12 minutes to go in the game. But the Cougars were able to withstand each run as it came, allowing the Dons only 20 points in the final 20 minutes. BYU shot only 43 percent from the floor, including a 29 percent clip from three-point range, but held the Dons to 40 percent shooting, including a 3-21 effort from behind the arc. BYU had a season high nine steals against the Dons.

WHAT COACH STEVE CLEVELAND HAD TO SAY LAST YEAR ...
" This happened to be a night when we did not shoot well but we found a way to win the game. Both our seniors played very well. Matt Montague was outstanding. Eric Nielsen had the task of defending the Dons' best player. He did a nice job on him, especially in the second half. This is the type of possession game that we will have throughout January and February. Our young men are beginning to learn the urgency of every possession, especially against teams that make runs at you."

LAST GAME AT USF - HOT SHOOTING DONS DOWN COLD COUGARS
The Dons handed BYU its first loss of the year in 2000 in the team's first road game of the year. The Cougars shot only 39 percent, including 16 percent on threes, while USF made 51 percent, including 6-of-9 threes. Guard Ali Thomas scored 25 points, including 4-5 treys, while Darrell Tucker added 16 points and nine rebounds and Hondre Brewer 11 points and 5 rebounds. Mekeli Wesley led BYU with 20 points, followed by Terrell Lyday's 16. Both were perfect from the line, Wesley going 12-12 and Lyday 7-7, but both had trouble from the floor with Wesley shooting 4-11 and Lyday 4-17. Wesley added five rebounds, all on the offensive glass, sharing team-high honors with Nathan Cooper. Matt Montague had one of his best outings of the year for BYU, scoring in double figures for the only time of the season with 12 points, going 4-of-6 from the floor, including 2-of-3 on threes, while adding six assists. Eric Nielsen played only eight minutes before fouling out with four points. Travis Hansen played 11 minutes, going 0-6 from the floor and did not score, while Daniel Bobik played 12 minutes and totaled two points. Dan Howard gave a solid effort, playing a season-high 12 minutes before fouling out with four points and one block.



2002-03 BYU NUMERICAL ROSTER

NO.	NAME	POS.	HT.	WT	YR.	EXP.	HOMETOWN (PREVIOUS SCHOOL)	PLAYER NOTE
2	Travis Hansen	G/F	6-6	210	Sr.	2L	Orem, Utah (Utah Valley State College)	BYU's leading scorer (15.8) and assist man (2.6)
3	Mark Bigelow	F/G	6-7	195	Jr.	2L	Olympia, Wash. (Olympia HS)	Second-leading scorer (13.8) has team-best 14 treys
4	Luiz Lemes	G	6-3	180	Jr.	TR	Sao Paulo, Brazil (E. Oklahoma State)	JC Transfer shot 47 percent at Eastern Oklahoma State
5	Jake Shoff	F/C	6-9	265	Jr.	TR	Alpine, Utah (Weber State)	Play limited after back injury but high of 17 minutes vs. USU
10	Terry Nashif	G	5-10	165	So.	1L	Vancouver, Wash. (Evergreen HS)	Had career bests of 10 points, 5 rebounds, 5 assists vs. Rice
14	Ricky Bower	G	6-4	185	Jr.	TR	Meridian, Idaho (Wisconsin)	Key reserve/one start but season-low 13 minutes last two games
15	John Allen	F	6-7	215	So.	1L	Houston, Texas (Mayde HS)	Returned missionary is has made several big shots this year
24	Kevin Woodberry	G	6-0	170	Jr.	TR	Phoenix, Ariz. (Dixie State College)	JC Transfer helped Dixie State to NJCAA title last year
32	Bart Jepsen	F	6-9	235	Jr.	2L	Roswell, N.M. (Roswell HS)	Played every game last year, tied career-high 7 pts vs. Rice
40	Dan Howard	C	7-0	225	Jr.	2L	Kaysville, Utah (Davis HS)	Limited action since career-best 11 pts vs. Toledo in opener
52	Jared Jensen	F/C	6-9	250	So.	1L	West Haven, Utah (Fremont HS)	MWC Co-Freshman of the Year is third in scoring (10.5)
55	Rafael Araujo	C	6-11	265	Jr.	TR	Sao Paulo, Brazil (Arizona Western College)	NJCAA All-American had career-high 11 points (5-7) vs. USD

PLANNING TO REDSHIRT

12	Marc Roberts	G	6-3	205	So.	1L	Provo, Utah (Timpview HS)	Returned missionary plans to redshirt this season
13	Austin Ainge	G	6-1	175	Fr.	HS	Gilbert, Ariz. (Highland HS)	Returned missionary plans to redshirt / out with broken thumb
34	Jermaine Odjegba	G	6-5	190	Fr.	HS	Lake Park, Fla. (Palm Beach Gardens HS)	True freshman plans to redshirt

Head Coach: Steve Cleveland , UC Irvine, 1976 (sixth season)

Associate Head Coach: Dave Rose, Houston, 1983

Assistant Coaches: Andy Toolson, BYU, 1990; John Wardenburg, BYU, 1986

Director of Basketball Operations: Nate Call, BYU, 1993

BYU PLAYER SEASON/CAREER HIGHS

#	PLAYER	POINTS	REBOUNDS	ASSISTS (^ BLOCKS)
2	HANSEN, Travis Career:	23 at Arizona State 30 at Pepperdine (2002)	12 vs. St. Bonaventure 17 at Pepperdine (2002)	5 vs. Toledo same (three times)
3	BIGELOW, Mark Career:	21 at Creighton 33 at Washington State (1998-99)	8 vs. San Diego 14 (twice- 1998-99)	5 vs. San Diego 6 (twice-1998-99)/(9 steals, BYU record)
4	LEMES, Luiz Career:	7 vs. Rice same	2 vs. Rice same	2 vs. Rice same
5	SHOFF, Jake Career:	4 vs. San Diego same	4 vs. Kansas State same	2 vs. Utah State same
10	NASHIF, Terry Career:	10 vs. Rice same	5 vs. Rice same	5 vs. Rice same
14	BOWER, Ricky Career:	10 vs. Toledo same	5 vs. St. Bonaventure same	4 at Creighton same
15	ALLEN, John Career:	8 at Arizona State 10 at Notre Dame (1999-00)	4 vs. St. Bonaventure same	1 vs. Toledo, Rice, at Arizona State same (four times) / ^ 1 vs. So. III. (99-00)
24	WOODBERRY, Kevin Career:	12 vs. Utah State same	4 at Arizona State same	6 vs. Utah State / (4 steals vs. USD) same
32	JEPSEN, Bart Career:	7 vs. Rice same (three times)	2 vs. Rice 9 vs. Washington (1997-98)	- 2 - twice / ^ 3 vs. UTEP (1998-99)
40	HOWARD, Dan Career:	11 vs. Toledo same	2 vs. Toledo, Kansas St., at ASU 7 at SDSU (2002)	1 vs. Kansas State, at Creighton same (twice) / ^ 2 - twice (2002)
52	JENSEN, Jared Career:	18 vs. Rice 20 at Air Force (2002)	6 vs. St. Bonaventure, at ASU 10 vs. Creighton, CSUN (2002)	1 at Arizona State, vs. San Diego, vs. USU 2 vs. Creighton/ ^ 2 (3 times)
55	ARAUJO, Rafael Career:	11 vs. San Diego same	12 at Creighton same	3 v. Rice, at ASU / ^ 3 at ASU / (3 steals v. Rice) same



2002-03 BYU STARTING LINEUPS

Opp.	PG	SG	SF	PF	C
v. Toledo	Woodberry	Hansen	Bigelow	Jensen	Araujo
v. KSU	Woodberry	Hansen	Bigelow	Jensen	Araujo
v. SBU	Woodberry	Bower	Bigelow	Hansen	Araujo
RICE	Woodberry	Hansen	Bigelow	Jensen	Araujo
@ASU	Woodberry	Hansen	Bigelow	Jensen	Araujo
@CU	Woodberry	Hansen	Bigelow	Jensen	Araujo
USD	Woodberry	Hansen	Bigelow	Jensen	Araujo
USU	Woodberry	Hansen	Bigelow	Jensen	Araujo

BYU STARTING LINEUP RECORD

Woodberry, Hansen, Bigelow, Jensen, Araujo	6-1
Woodberry, Bower, Bigelow, Hansen, Araujo	1-0

BREAKDOWN BY CLASS

SENIORS (1)

Travis Hansen	G/F	6-6
---------------	-----	-----

JUNIORS (8)

Kevin Woodberry	G	6-0
Luiz Lemes	G	6-3
Ricky Bower	G	6-4
Mark Bigelow	F/G	6-7
Jake Shoff	F	6-9
Bart Jepsen	F	6-9
Rafael Araujo	C	6-11
Dan Howard	C	7-0

SOPHOMORES (4)

Terry Nashif	G	5-10
Marc Roberts	G	6-3
John Allen	F	6-7
Jared Jensen	F/C	6-9

FRESHMAN (2)

Austin Ainge	G	6-1
Jermaine Odjegba	G	6-5

BREAKDOWN BY GEOGRAPHY

UTAH (5)

Travis Hansen	Orem
Jake Shoff	Alpine
Dan Howard	Kaysville
Jared Jensen	West Haven
Marc Roberts	Provo

ARIZONA (2)

Kevin Woodberry	Phoenix
Austin Ainge	Gilbert

BRAZIL (2)

Luiz Lemes	Sao Paulo
Rafael Araujo	Sao Paulo

WASHINGTON (2)

Mark Bigelow	Olympia
Terry Nashif	Vancouver

FLORIDA (1)

Jermaine Odjegba	Lake Park
------------------	-----------

IDAHO (1)

Ricky Bower	Meridian
-------------	----------

NEW MEXICO (1)

Bart Jepsen	Roswell
-------------	---------

TEXAS (1)

John Allen	Houston
------------	---------

2002-03 ROSTER BREAKDOWN

STARTERS RETURNING (3)

Travis Hansen	G/F	6-6	(15.6 ppg, 6.2 rpg)
Mark Bigelow	F/G	6-7	(14.9 ppg, 2.7 rpg)
Jared Jensen	F/C	6-9	(8.6 ppg, 3.5 rpg)

STARTERS LOST (2)

Eric Nielsen	F	Sr.	(10.0 ppg, 5.1 rpg)
Matt Montague	G	Sr.	(6.2 ppg, 4.2 rpg, 7.2 apg)

LETTERWINNERS RETURNING (8)

Travis Hansen	G/F	6-6	(15.6 ppg, 6.2 rpg)
Mark Bigelow	F/G	6-7	(14.9 ppg, 2.7 rpg)
Jared Jensen	F/C	6-9	(8.6 ppg, 3.5 rpg)
Dan Howard	C	7-0	(1.8 ppg, 2.2 rpg)
Bart Jepsen	F	6-9	(0.9 ppg, 1.4 rpg)
Terry Nashif	G	5-10	(0.5 ppg, 0.4 rpg, 0.5 apg)
John Allen	F	6-7	(1.9 ppg, 1.2 rpg in 1999-2000)
Marc Roberts	G	6-2	(1.4 ppg, 0.5 rpg in 1999-2000)

LETTERWINNERS LOST (7)

Eric Nielsen	F	Sr.	(10.0 ppg, 5.1 rpg)
Matt Montague	G	Sr.	(6.2 ppg, 4.2 rpg, 7.2 apg)
Daniel Bobik	G	So.	(6.8 ppg, 2.2 rpg)
Jon Carlisle	C	So.	(2.4 ppg, 1.6 rpg)
Jimmy Balderson	G	Fr.	(4.0 ppg, 1.5 rpg)
Shawn Opunui	G	Fr.	(1.5 ppg, 1.0 rpg, 2.8 apg)
Jesse Pinegar	F	Fr.	(0.6 ppg, 0.4 rpg)

REDSHIRTS RETURNING (2)

Ricky Bower	G	6-4	Jr.	(Sat out last year after transferring from Wisconsin)
Jake Shoff	F/C	6-9	Jr.	(Sat out last year after transferring from Weber State)

NEWCOMERS (5)

Austin Ainge	G	6-1	Fr.	(Enrolling after serving mission right after high school)
Rafael Araujo	C	6-11	Jr.	(Signed out of Arizona Western College)
Luiz Lemes	G	6-3	Jr.	(Signed out of Eastern Oklahoma State College)
Kevin Woodberry	G	6-0	Jr.	(Signed out of Dixie State College)
Jermaine Odjegba	G	6-5	Fr.	(Joined team out of Palm Beach Gardens HS, Fla.)

RETURNING FROM LDS CHURCH MISSIONS (3)

Austin Ainge	G	6-1	160	Fr.	HS	(Served mission in Dominican Republic)
John Allen	F	6-7	210	So.	1L	(Served mission in El Salvador)
Marc Roberts	G	6-2	185	So.	1L	(Served mission in Argentina)

ON LDS CHURCH MISSIONS (4)

Garner Meads	F	6-8	Fr.	Serving mission in Edmonton, Alberta (returns for 2003-04 season)
Derek Dawes	C	6-11	So.	Serving mission in New Hampshire (returns for 2003-04 season)
Jimmy Balderson	G	6-6	So.	Serving mission in Micronesia, Guam (returns for 2004-05 season)
Sam Burgess	G	6-3	So.	Serving mission in Spokane, Wash. (returns for 2004-05 season)

PLAYER PERSONNEL

BYU coach Steve Cleveland is expected to play a larger rotation this year with a deeper bench. All 12 players who are expected to play this year have already received playing time. Cleveland has gone with the same starting lineup in every game but St. Bonaventure, where a the Bonnies pressing defense warranted a lineup change. Sophomore guard Marc Roberts and freshman guards Austin Ainge and Jermaine Odjegba are planning to use the season to redshirt. Ainge broke his thumb during practice three days before BYU's season opener. He had surgery in Phoenix. He isn't expected to practice for 2-4 weeks.

NATIONAL POLLS

BYU received votes in the national polls (Nov. 25) for the first time since last season's eight-game winning streak that included a win over No. 13 Stanford. BYU received four votes (T-41st) in the ESPN/USA Today Coaches Poll and two votes (49th) in the Nov. 25 Associated Press Poll. This week BYU received one vote in the coaches poll (T-41st) but received no votes in the AP Poll.

BYU 7TH IN RPI, 9TH IN SAGARIN RATINGS

BYU is rated 7th nationally in the RPI ratings produced by Collegiate Basketball News, including results through Sunday. In the Sagarin ratings, updated after Wednesday's results, the Cougars are the top-rated Mountain West Conferenc school at No. 9. Creighton is the top-rated team in the nation. The Mountain West is rated seventh nationally as a league in the, just ahead of the the Atlantic-10 and Pac-10.



BYU MARGIN OF VICTORY/DEFEAT

	WINS	LOSSES
1 point		
2 points		
3 points		
4 points	.1	
5 points		
6 points		
7 points		
8 points		
9 points	.2	
10 points	.1	.1
11 points		
12 points		
13 points		
14 points		
15 points	.2	
16-19 points		
20-24 points		
25-29 points		
30-plus points	.1 (39)	

BYU'S 2002-03 RECORD WHEN ...

At home	.3-0
On the road	.1-1
On a neutral floor	.3-0
BYU scores 100 or more points	.0-0
BYU scores between 90-99 points	.1-0
BYU scores between 80-89 points	.0-0
BYU scores between 70-79 points	.2-0
BYU scores between 60-69 points	.4-1
BYU scores below 60 points	.0-0
Opponent scores 90 or more points	.0-0
Opponent scores between 80-89 points	.0-0
Opponent scores between 70-79 points	.0-1
Opponent scores between 60-69 points	.2-0
Opponent scores between 50-59 points	.4-0
Opponent scores below 50 points	.1-0
BYU leads at half	.3-0
Opponent leads at half	.4-1
Score tied at half	.0-0
BYU leads with 5 minutes left	.7-0
Opponent leads with 5 min. left	.0-1
BYU leads with 1 minute left	.7-0
Opponent leads with 1 min. left	.0-1
Score tied with 1 minute left	.0-0
Game goes into overtime	.0-0
BYU shoots 50 % or better	.2-0
Opponent shoots 50 % or better	.0-0
BYU out shoots opponent	.7-1
Opponent out shoots BYU	.0-0
BYU out rebounds opponent	.6-0
Opponent out rebounds BYU	.1-1
BYU and opponent tie in rebounds	.0-0
vs. top-25 ranked opponent	.0-0
vs. 2002 conference champions	.1-1
vs. 2002 postseason teams	.2-1

MORE POINTS ON POINTS ...

WHEN BYU SCORES: (CLEVELAND ERA)

Points	Record
100 or above	2-0 (1.000)
90-99	6-0 (1.000)
80-89	23-4 (.852)
70-79	31-15 (.674)
60-69	27-24 (.529)

WHEN BYU ALLOWS: (CLEVELAND ERA)

Points	Record
40-49	16-0 (1.000)
50-59	31-3 (.912)
60-69	27-12 (.692)
70-79	16-31 (.340)

BYU'S LAST OUTING – STRONG SECOND-HALF LEADS TO WIN OVER USU

BYU extended the nation's longest homecourt winning streak by beating Utah State 66-56 Saturday at the Marriott Center in front of 14,734 fans. Winning for the 39th straight time in the Marriott Center, the Cougars improved to 7-1 on the season with another second-half comeback while the Aggies dropped to 5-2. BYU has trailed at the half in each of the last three games and five times overall this season but has rallied four times in the final 20 minutes for the win. Defensive pressure enabled the Cougars to fight back in the second half after trailing 35-31 at the break. The Aggies shot 50 percent in the first 20 minutes but were held to 32 percent in the second half. BYU held the Aggies to 41.2 percent shooting for the night. The Cougars have held all eight of their opponents this year below 42 percent shooting. Utah State also became the first team since Oklahoma in December 1992 to not connect on a three-pointer against BYU. The Cougars used a combination of Jared Jensen and Travis Hansen at times to slow down Utah State star Desmond Penigar. The Aggies senior was held to just 11 points on 3-of-13 shooting. BYU used a balanced attack with four players scoring in double figures, led by Hansen and Mark Bigelow with 13 a piece. Guard Kevin Woodberry scored a new career-high 12 points, including three treys, and dished out a career-best six assists. Rafael Araujo added 10 points and grabbed seven rebounds. Araujo broke down the Aggie zone defense with great passing to get Bigelow open looks. The junior forward scored 10 straight points to give BYU a nine-point lead with just over six minutes to play. The Cougars held with free throw shooting by guard Ricky Bower, who knocked down 6-for-6 and ended the game with 8 points. Cardell Butler led the Aggies in scoring with 14 points and Nate Harris added 10.

STARTING STRONG

At 7-1, BYU has equaled the program's best start since the 1999-2000 team also began the year 7-1. However, the 1999-2000 team recorded six of its seven wins at home while this year's team is 3-0 at home and 4-1 away from the Marriott Center. In addition to the 1999-2000 team, the 1991-92 and 1992-93 Cougars also started 7-1 but only the 1991-92 team improved to 8-1. That team started 9-1 before suffering its second loss. A win Saturday vs. UCSB would earn Cleveland his best beginning in his six years guiding the BYU program. BYU's best-ever start was a 17-0 run at the beginning of the 1987-88 season that garnered the Cougars a No. 2 national ranking.

STREAKS

BYU has won its last two games since its loss at Creighton ended a string of four consecutive BYU wins away from the Marriott Center. It was the team's best streak away from home since BYU's 2001 NCAA team won five consecutive games (2 away, 3 at the MWC tournament) in March 2001. The Cougars won five straight games overall to open this season, the longest overall streak since winning eight straight games last year in preseason. BYU owns the nation's longest homecourt win streak at 39 games.

SPEAKING DEFENSE

BYU has held all eight opponents to 42 percent or lower shooting, and has held four opponents below 35 percent shooting. BYU has held six of its eight opponents this year to 60 points or less (Kansas State scored 64, Creighton 74). BYU is 47-3 under Steve Cleveland when holding its opponents below 60 points. BYU held USD to a BYU-opponent low of 49 points. BYU's defense has stopped the other teams top scorers. BYU made Utah State's leading scorer Desmond Penigar earn all 11 of his points on 3-11 shooting. He was averaging 15.2 and shooting 49 percent from the floor entering the game. The other top Aggie scorer, guard Mark Brown, entered the game with a 13.8 scoring average, having reached double figures in every game. He scored only two points against the Cougar defense, going 1-8 from the floor in a team-high 35 minutes. BYU also held San Diego's leading scorer, 6-foot-10, 290-pound center Jason Keep, who had 30 points and 16 rebounds at UCLA this year, to just seven points – nearly 11 points below his 17.7 average entering the game. Against Rice, BYU held 2002 WAC Freshman of the Year forward Michael Harris, who came in averaging 13.7 points and 10.3 rebounds, including a 14-point, 10-rebound night on 7-10 shooting at Stanford, to 11 points and four boards. ASU's freshman sensation Ike Diogu was held five points below his season average. Despite the loss, BYU held Creighton, a team that shot 54 percent from the floor and 51 percent on threes in its first five games, to 42 percent shooting from the floor and 29 percent three-point shooting on its home floor.

STARTING STRONG -- IN THE SECOND HALF

BYU has trailed at the half in each of the last three games and five times overall this year. The Cougars have played well in the second half, however, rallying for four victories to post a 4-1 record when trailing at the break. BYU has made its run early in the final 20 minutes as the Cougars have had the lead with five minutes remaining in seven games, winning all seven. BYU went on an 18-0 run, its longest of the season, in the second half against USD. BYU out scored Utah State 35-21 last Saturday in the final 20 minutes. The Aggies lost for the first time in six games this year when they had the halftime advantage.

FROM THE LINE

Annually among the top free throw shooting teams in the nation, BYU has suffered through some poor shooting recently. After shooting 70 percent or better from the free throw line in its first six games, topping 80 percent three times, BYU made just over half (11-20, .550) of its attempts vs. USD. It was BYU's worst free throw effort since shooting 50 percent (2-4) vs. San Diego State two years ago (1/13/01). For the week, BYU shot 65.3 percent from the line after returning to a more respectable 72.4 percent (21-29) vs. Utah State Saturday.



MEDIA RELATIONS INFORMATION

Basketball Contact: Brett Pyne
 Office Phone: (801) 422-4912
 Cell Phone: (801) 367-1631
 Home Phone: (801) 796-6867
 E-Mail: brett_pyne@byu.edu
 Assoc. AD/Director: Duff Tittle
 Office Phone: (801) 422-8948
 Home Phone: (801) 227-0746
 Email: duff_tittle@byu.edu
 Media Relations Fax: (801) 422-0633
 Pressrow Phone: (801) 378-3675
 Mailing Address: 30 SFH, Provo, UT 84602-2239

UNIVERSITY INFO

Location: Provo, Utah (84602)
 Founded: Oct. 15, 1875
 Elevation: 4,553 feet
 Enrollment: 32,122 (daytime)
 Nickname: Cougars
 Mascot: Cosmo
 Colors: Dark Blue, White and Tan
 Arena (Capacity): Marriott Center (22,700)
 Affiliation: NCAA Division I
 Conference: Mountain West Conference
 President: Merrill J. Bateman (Utah, 1960)
 Men's Athletics Director: Q. Val Hale (BYU, 1981)
 Athletic Website: byucougars.com
 Tickets: 378-BYU1 or 1-800-322-BYU1

COACHING STAFF

Head Coach: Steve Cleveland
 Alma Mater (year): UC-Irvine (1976)
 Record at school (years): 91-70 (6th year)
 Career record (years): (same)
 Office phone for head coach: 801-378-3612
 Best time/day to reach coach: Call SID
 Basketball Office Fax: (801) 378-5965
 Assistant coaches (Alma Mater/year)
 Dave Rose (Houston, 1983)
 Andy Toolson (BYU, 1990)
 John Wardenburg (BYU, 1986)
 Director of Basketball Operations:
 Nate Call (BYU, 1993)

TEAM INFO

2001-2002 Overall Record: 18-12
 Conference record/finish: 7-7 (T-4th)
 2002 Postseason: (1-1)
 NIT second round - lost at Memphis
 2002 Final Ranking: N/A
 Starters Returning/Lost: 3/2
 Lettermen Returning/Lost: 8/7
 Redshirts Returning: 2
 Newcomers: 5

HISTORY – CELEBRATING 100 YEARS

First Year of Basketball: 1903
 Overall All-Time Record: 1434-923 (.608)
 Conference Championships: 25 (last 2001)
 Postseason Appearances (record): 28 (23-29)
 Total NCAA Appearances (Record): 19 (11-22)
 Last NCAA Appearance: 2001
 Result: (0-1) Lost, NCAA First Round in San Diego vs. Cincinnati, 84-59
 Total NIT Appearances (Record): 9 (12-7)
 Last NIT Appearance: 2002
 Result: (1-1) Def. UC Irvine, 78-53
 Lost, at Memphis, 80-69

COUGARS BOAST STRONG SCHEDULE

Seventeen games against teams who qualified for postseason play last year and spots in the University of The Virgin Islands Paradise Jam (U.S. Virgin Islands) and Touchstone Energy All-College Classic (Oklahoma City) highlight BYU's 2002-03 men's basketball schedule. BYU's non-conference schedule includes teams from 10 different conferences. Overall, 12 teams earned post-season bids last season, seven advancing to the NCAA tournament and five playing in the NIT. Six teams earned a conference regular season or league tournament title and 12 placed in the top three in their league standings. In all, the schedule includes a total of 29 regular season games and two exhibitions. The Cougars will play 14 regular season games in the Marriott Center, where BYU owns the nation's longest active home-court victory streak at 36 games. Excluding the MWC Tournament, BYU plays 15 road games, including 11 away contests and four neutral site games. The 2003 MWC Tournament takes place March 12-15 at the Thomas and Mack Center in Las Vegas. The Pac-10, Big 12, Atlantic 10, Big Sky, Big West, Mid-American, Mid-Continent, Missouri Valley, West Coast and Western Athletic are represented on the non-league schedule. Nine teams -- Arizona State, Creighton, San Diego, UC Santa Barbara, San Francisco, Utah State, Southern Utah, Weber State and Pepperdine -- were also on last year's nonconference schedule. BYU earned a 6-3 record in those games, losing at UCSB and dropping overtime games at both Utah State and Pepperdine.

"This year's preseason and conference schedule will be the toughest and most challenging we've encountered since my arrival at BYU. All of our games in the preseason will be against veteran teams, many with postseason experience, and eight of those games will be on the road. This is definitely the strongest and most competitive the Mountain West has been since its formation."

 – BYU Coach Steve Cleveland

BYU ON TELEVISION

The Cougars will be featured in 15 television broadcasts in 2002-03, including five times as part of the Mountain West Conference television package with ESPN. BYU will appear on ESPN2 vs. Oklahoma State in the Touchstone Energy All-College Classic in Oklahoma City on Jan. 4 and on ESPN "Big Monday" at Utah on Feb. 24. BYU appears three times on ESPN+Plus, hosting Utah Jan. 25 and New Mexico Feb. 1 before facing reigning MWC champion Wyoming in Laramie on Feb. 8. BYU will also be featured in nine SportsWest Production telecasts and on Fox Sports Net. The Mountain West Conference television agreement with ESPN will provide 32 national and regional television broadcasts on ABC, ESPN, ESPN2 and ESPN+Plus in 2002-03, including 14 appearances on ESPN, two on ESPN2, two on ABC and 12 on ESPN+Plus as the featured "Mountain West Conference Game of the Week". ESPN+Plus games in Utah are aired on KJZZ-TV, channel 14. An additional 20 MWC games are scheduled to be aired on SportsWest as point-to-point broadcasts by local affiliates, while local institutional packages will add a minimum of another 19 games in 2002-03. For the fourth consecutive season every game of the EAS Mountain West Conference Men's Basketball Championship will be televised by ESPN or ESPN+Plus.

NATION'S LONGEST HOME WINNING STREAK

BYU has a 39-game home court winning streak. The streak, which is a school record topping the 24 straight won between March 1994 and January 1996, is the longest current streak in the nation. BYU went 16-0 at home last season and was 15-0 the prior year. BYU has had a perfect home record seven times since the Marriott Center opened for the 1971-72 season. The past two years, however, marks the first time it has happened in back-to-back seasons. Last year's team tied the BYU single-season record with 16 home wins and was only the fourth Cougar squad to win more than 14 home games in a season. The 1987-88 Ladell Andersen squad went 16-2 in the Marriott Center. BYU's last home loss was on Feb. 17, 2000 when New Mexico edged the Cougars 78-74. BYU has won 17 straight at home over MWC teams. BYU has defeated 30 straight nonconference opponents in the Marriott Center since starting the streak with a 61-59 win over Utah State on Jan. 2, 1999. The last non-league foe to win in Provo was the California Bears, who edged BYU 71-70 on Dec. 19, 1998.

BREAKING THROUGH ON THE ROAD

While BYU entered this season with the nation's longest active home winning streak at 36 games (now 39), the Cougars also finished last season having lost their last 10 games away from the Marriott Center and their last 11 straight games on an opponent's home court, including three in overtime. This year, BYU has snapped both losing streaks. With its three wins at the Paradise Jam -- BYU's first win streak away from home since the end of the 2001 season, BYU ended the 10-game skid. With BYU's victory at ASU last week, the Cougars got the 11-game road losing streak off their backs. BYU also ended seven straight losses on a Pac-10 opponent's home floor dating back to its win over ASU in 1989. Last year BYU won only twice away from home. Last year's road wins were a neutral court 81-76 upset over No. 13 Stanford at the Las Vegas Showdown on Dec. 22, 2001 and a season-opening win at San Diego, 70-59, on Nov. 17, 2001.

NEUTRAL COURT RECORD

BYU is 12-7 on a neutral court under Steve Cleveland. Last year BYU was 1-1 on a neutral floor. Prior to the Paradise Jam, BYU's last neutral court game was a 62-51 loss to San Diego State at the 2002 MWC Tournament. BYU's prior neutral win was over No. 13 Stanford, 81-76, at the Las Vegas Showdown. The Cougars have won seven of their last nine neutral court contests.



THE LAST TIME BYU HAD ...

4 PLAYERS SCORE IN DOUBLE FIGURES

12/14/02 vs. Utah State Bigelow (13)
Hansen (13), Woodberry (12), Araujo (10)

5 PLAYERS SCORE IN DOUBLE FIGURES

12/28/00 at Weber State Wesley (18), Whiting (15), Lyday (14), Hansen (12), Nielsen (12)

A PLAYER RECORD A DOUBLE-DOUBLE

11/25/02 vs. St. Bonaventure
Travis Hansen 12 points, 12 rebounds

TWO PLAYERS RECORD A DOUBLE-DOUBLE

1/23/99 vs. CS Northridge
Mark Bigelow 23 points, 11 rebounds
Nathan Cooper 15 points, 10 rebounds

TWO DOUBLE-DIGIT REBOUNDERS

11/25/02 vs. St. Bonaventure (at Paradise Jam)
Travis Hansen-12, Rafael Araujo-10

TWO PLAYERS FOULED OUT

11/22/02 vs. Toledo
Jared Jensen and Rafael Araujo

THREE PLAYERS FOULED OUT

12/22/00 vs. Iowa State (@Laie, Hawaii)
Nate Knight, Mekeli Wesley, Trent Whiting

A PLAYER EJECTED FROM THE GAME

11/23/02 vs. Kansas State
Travis Hansen (2 technical fouls)

A PLAYER RECEIVED A TECHNICAL FOUL

11/23/02 vs. San Diego - Travis Hansen

TWO PLAYERS SCORED 20+ POINTS

12/1/01 at Utah State
Travis Hansen-26; Mark Bigelow-21

TWO PLAYERS SCORED 25+ POINTS

3/1/01 at New Mexico
Terrell Lyday-26; Mekeli Wesley-25

A PLAYER SCORED 30+ POINTS

1/5/02 at Pepperdine
Travis Hansen-30

A PLAYER WITH 5 STEALS

1/2/02 vs. San Francisco - Matt Montague

A PLAYER HAD DOUBLE-DIGIT ASSISTS

3/14/02 vs. UC Irvine
Matt Montague-12

A PLAYER 100% AT FT LINE (MIN. 8 ATTS)

3/2/02 at Colorado St. - Jared Jensen (8-8)

A PLAYER 100% FROM FLOOR (MIN. 5 ATTS)

11/30/02 vs. Rice
Jared Jensen (6-6)

A PLAYER 100% ON TREYS (MIN. 3 ATTS)

3/20/02 at Memphis - Daniel Bobik (4-4)

NO PLAYER MAKE A TREY

11/22/96 vs. CS Fullerton (0-9)

LAST TIME OPPONENT DID NOT MAKE A TREY

12/14/02 Utah State (0-5)

BIGGEST BYU SCORING RUN OF THE SEASON

12/11/02 vs. San Diego (18-0)

TWO'S COMPANY, 13,000'S A CROWD

The Cougars have averaged more than 13,222 fans in its three home games this year, including a season-high 14,734 against Utah State last Saturday.

SHOOTING, REBOUNDING SUCCESS

BYU has outshot all eight opponents this year and outrebounded six (except Creighton and Utah State). BYU is shooting .474, including .404 on threes, while limiting opponents to .369 shooting from the floor and only .262 on threes. BYU averages 35.2 boards to its opponents' 32.1.

RARE HAPPENING

Utah State did not connect on a three-point attempt, going 0-5, against BYU last Saturday. It marked the first time a BYU opponent had failed to make a three-pointer since Oklahoma went 0-9 vs. the Cougars in the 1992 Maui Classic on Dec. 21, 1992. A single three could have made a big difference as BYUedged the Sooners, 76-75. Trailing Utah State at the half, BYU also trailed the Sooners in 1992, coming back from a 42-31 deficit to earn the win.

TRIPLE MARKS

BYU has made a three-point shot in 187 consecutive games since last going 0-9 in a 75-67 loss to Cal State Fullerton on Nov. 22, 1996 during BYU's 1-25 season. The player that holds the mark for the most consecutive games with a three is current Cougar Mark Bigelow, who made a three in 22 straight games over his freshman and sophomore seasons. Bigelow is third all-time in three-pointers made at BYU with 123 treys and needs just five more threes to move into second place past Terrell Lyday (127). Current BYU assistant coach Andy Toolson holds the school record with 141 career threes. Randy Reid is fourth with 114 and Craig Wilcox made 112.

CELEBRATING 100 YEARS OF BASKETBALL

BYU is celebrating 100 years of basketball. Since the first season of BYU basketball in 1903, BYU entered this season having achieved a 1434-923 (.608) overall record with 21 different coaches at the helm. The combined efforts of these men have provided the Cougars with 80 winning seasons in 100 years. BYU has won 25 conference titles and made 28 postseason tournament appearances with 19 NCAA bids and nine NIT berths. The Cougars won the 1951 and 1966 NIT titles and advanced to the Elite Eight of the NCAA tournament in 1981, highlighted by Danny Ainge's length-of-the-court dash to defeat Notre Dame at the buzzer. Ainge was named the nation's top player as the John Wooden Award and Eastman Award winner. Twenty-three players have received All-America recognition while NBA teams have selected a Cougar 41 times in its annual draft. BYU has the nation's 11th longest rivalry, dating back to 1909, against the University of Utah. BYU and Utah have the 10th longest rivalry in terms of games played with 232 contests. Amazingly, the series is tied at 116-116. For more information on BYU's 100-year history, please consult the 2002-03 BYUmedia guide.

BYU VS. ITS CONFERENCE PEERS

BYU is picked to finish fourth this year in the Mountain West Conference. BYU has won 58 percent (418-299) of its games vs. its MWC opponents. As an overall athletic program, BYU has dominated the Mountain West, winning 63 percent of the titles in the league's first three seasons.

HANSEN, BIGELOW EARN PARADISE JAM AWARDS

Leading BYU to the University of the Virgin Islands Paradise Jam title, Travis Hansen and Mark Bigelow were named to the Paradise Jam All Tournament Team. Others selected to the team were Pervis Pasco of Kansas State, Nick Moore of Toledo, Terry Taylor of Virginia Tech and tournament MVP Marques Green of St. Bonaventure.

COUGARS SIGN COMBO GUARD MICHAEL ROSE

During the early signing period in November, BYU signed Michael Rose, a 6-foot-1 combo guard out of Spring Woods High School in Houston Texas. A four-year starter, Rose averaged 16.3 points, five rebounds and three assists playing shooting guard as a junior. A preseason All Greater Houston First Team selection, Rose will play point guard his senior season. He has earned first-team All-District 21 5A honors the past two seasons and was the team MVP in 2002. He has helped his team to second-place District 21 finishes the past two years. In his first season, he was named District 21 Freshman of the Year. Rose has played four years on the Houston Hoops summer AAU team that also features top-five recruits Ndidi Eby and Kendrick Perkins. As the team's starting shooting guard, Rose averaged 14 points and helped the team earn a No. 1 national rating for much of the summer. The team placed second at two of the nation's larger invitational tournaments, finishing as the runner-up at both the Nike Peach Jam in Augusta, Ga., and Nike Super Showcase in Orlando, Fla. A great shooter, Rose is one of the 16 finalists still alive in Cuttino Mobley's Clutch City Shootout. Sponsored by the Houston Rockets and generating more than 300 participants, the Shootout allows Houston-area 4A and 5A high school basketball players the opportunity to compete in a series of three-point shooting contests. Rose is scheduled to shoot at halftime of the Rockets' Jan. 13 game. Earlier this month, he connected on 14 consecutive three-point shots during a scrimmage while scoring 56 points. Rose possesses a strong academic resume, ranking second in his class of 365 seniors. He was recruited by Houston, St. Louis, Utah State, Colorado State, Texas Christian, Texas A&M, Tennessee and Illinois. With guard Travis Hansen being the only senior on this year's roster, Rose is expected to be the only player to sign with BYU during the early signing period. He is the nephew of BYU Associate Head Coach Dave Rose.



KEVIN WOODBERRY / 6-0 • 170 • junior • point guard

CAPSULE: Kevin Woodberry is a true point guard and strong defender who helped Dixie State College (St. George, Utah) to a 34-3 record and the 2002 NJCAA National Championship ... A second-team All-Scenic West Athletic Conference selection, he led the Rebels in assists (3.6), steals (2.0), three-point field goals (73) and free throw percentage (.815).

2002-03: Kevin has started at the point in all eight games but is shooting 32.6 percent from the floor, 31 percent on threes and 48 percent from the line while committing 19 turnovers and 16 assists ... His numbers at home are much better, where he is shooting 53.3 percent (8-15) from the floor, 60 percent (6-10) on threes and 57.1 percent (8-14) from the line while averaging 10.0 ppg (averages 4.2 ppg on the road) ... He has six assists at home to only three turnovers ... After only making one assist in three of the prior four games, Woodberry had his best night of the year in BYU's last game with career bests of 12 points and six assists with no turnovers vs. Utah State ... He also set or tied career marks in field goals made (3), three-point field goals made (3), field goal percentage (.600), free throws made (3) and attempted (6) and minutes played (32) ... Defensively, he held USU's Mark Brown, who entered the game with a 13.8 scoring average and had reached double figures in every game, to only two points and 1-8 shooting in 35 minutes ... Woodberry had 10 points and 3 steals vs. Rice ... He grabbed the key rebound and made his only free throw in five attempts to preserve a win at ASU ... He had a season-high 4 rebounds with 4 assists at ASU, playing in his hometown ... He scored 8 points with a BYU season-best 4 steals vs. San Diego.



CAREER HIGHS:

POINTS: 10 vs. Rice
 FG MADE: 3 vs. SBU, Rice, Utah State
 FG ATT: 13 vs. St. Bonaventure
 FG%: .600 (3-5) vs. Utah State
 3FG MADE: 3 vs. Utah State
 3FG ATT: 7 vs. St. Bonaventure
 3FG%: .600 (3-5) vs. Utah State
 FT MADE: 3 vs. San Diego, Utah State
 FT ATT: 6 vs. San Diego, Utah State
 FT %: 1.000 (2-2) vs. Rice
 REB: 4 at Arizona State
 ASSISTS: 6 vs. Utah State
 STEALS: 4 vs. San Diego
 BLOCKS: 1 (four times)
 MINUTES: 32 vs. Utah State

Kevin Woodberry – 2002-03 Game-by-Game


Opponent	Date	GS	Min	TOTAL		3-PTS		REBOUNDS			Avg	PF	FO	A	TO	Blk	Stl	Pts	Avg						
				FG	GA	Pct	FG	GA	Pct	FT										FTA	Pct	Off	Def	Tot	
vs Toledo	11/22/02	*	29	2	7	286	1	4	250	0	0	.000	1	2	3	3.0	1	0	2	5	5.0				
vs Kansas State	11/23/02	*	25	0	3	.000	0	3	.000	2	4	.500	0	0	0	1.5	3	0	3	0	2	3.5			
vs St. Bonaventure	11/25/02	*	29	3	13	231	1	7	143	1	2	.500	0	1	1	1.3	2	0	2	3	5.0				
RICE	11/30/02	*	19	3	6	.500	2	2	1,000	2	2	1,000	0	2	2	1.5	1	0	2	1	3	6.3			
at Arizona State	12/04/02	*	31	1	5	.200	0	3	.000	1	5	.200	0	4	4	2.0	2	0	4	5	1	5.6			
at Creighton	12/07/02	*	15	1	3	.333	1	2	.500	0	0	.000	0	0	0	1.7	1	0	0	3	0	5.2			
SAN DIEGO	12/11/02	*	31	2	4	.500	1	3	.333	3	6	.500	2	2	2	2.0	0	1	1	4	8	5.6			
UTAH STATE	12/14/02	*	32	3	5	.600	3	5	.600	3	6	.500	1	2	3	1.9	0	0	6	0	1	12	6.4		
Totals			8	211	15	46	.326	9	29	.310	12	.25	.480	2	13	15	1.9	12	0	16	19	4	14	51	6.4

Games played: 8
 Points/game: 6.4
 FG Pct: 32.6
 3FG Pct: 31.0
 FT Pct: 48.0
 Rebounds/game: 1.9
 Assists/game: 2.0
 Turnovers/game: 2.4
 Assist/turnover ratio: 0.8
 Steals/game: 1.8
 Blocks/game: 0.5

TRAVIS HANSEN / 6-6 • 210 • senior • guard/forward

CAPSULE: Hansen is an MWC Player of the Year candidate entering his final season ... BYU's lone senior, he was the team's best player last year when he led the Cougars in scoring (15.6) and rebounding (6.2) ... He earned second-team All-MWC honors ... He is an extremely athletic and explosive player who can create his own shot or knock down the three ... His explosiveness was evidenced by game highs of 30 points and 17 rebounds last year ... He shot 42.2 percent from three-point range last season ... His first season with the Cougars in 2000-01 he played a supporting role (5.5 ppg, 3.0 rpg) primarily due to a broken foot he suffered after earning a starting assignment ... He played as a freshman at Utah Valley State College before an LDS Church mission.

2002-03: Hansen leads BYU in scoring (15.8) and assists (2.6) and is second in rebounding (5.0) ... He has had two of his top-five assist games this season with four assists vs. Rice and a career-tying 5 assists vs. Toledo ... He scored eight of BYU's final 12 points and assisted two of the other four points at ASU, going 8-11 from the floor and 7-8 from the line to score a season-high 23 points ... Taking only seven shots and two free throw attempts, he failed to score in double figures for the first time this year with 9 points vs. Rice, ending 11 straight double-digit games dating back to last season ... His one rebound at ASU is the lowest single-game rebounding total since his sophomore season when he had no boards vs. New Mexico in the MWC tournament title win ... He tied a career-best 2 blocks vs. USD, matching the two blocks he had vs. the Toreros in San Diego last year ... He has led BYU in scoring in five of eight games ... He is only shooting 39 percent in the last two games but is making 50 percent overall on the year.



CAREER HIGHS:

POINTS: 30 at Pepperdine
 FG MADE: 10 at Utah St, Pepp.
 FG ATT: 19 at Pepperdine
 FG%: .857 (6-7) at Weber St.
 3FG MADE: 3 at ASU, v. SDSU
 3FG ATT: 6 vs. ASU
 3FG%: 1.000 (2-2) v. Wyoming,
 at Memphis (2002), vs. K-State
 FT MADE: 10 at Pepperdine (2002)
 FT ATT: 15 at San Diego (2002)
 FT %: 1.000 (10-10) at Pepp.
 REB: 17 at Pepperdine
 ASSISTS: 5 vs. UNLV, at
 Memphis (2002), vs. Toledo
 STEALS: 3 vs. UC Irvine, at
 Memphis
 BLOCKS: 2 at & vs. U. San Diego
 MINUTES: 43 at CSU

Travis Hansen – 2002-03 Game-by-Game

Opponent	Date	GS	Min	TOTAL		3-PTS		REBOUNDS			Avg	PF	FO	A	TO	Blk	Stl	Pts	Avg						
				FG	GA	Pct	FG	GA	Pct	FT										FTA	Pct	Off	Def	Tot	
vs Toledo	11/22/02	*	32	7	12	.583	2	3	.667	6	6	1,000	4	4	8	8.0	3	0	5	2	0	0	22	22.0	
vs Kansas State	11/23/02	*	28	6	11	.545	2	2	1,000	5	8	.625	1	1	2	5.0	2	0	2	1	0	0	19	20.5	
vs St. Bonaventure	11/25/02	*	35	2	7	.286	0	2	.000	8	10	.800	6	6	12	7.3	1	0	1	8	1	1	12	17.7	
RICE	11/30/02	*	21	3	7	.429	1	1	1,000	2	2	1,000	2	2	4	6.5	2	0	4	1	1	1	9	15.5	
at Arizona State	12/04/02	*	30	8	11	.727	0	2	.000	7	8	.875	0	1	1	5.4	3	0	3	5	0	0	23	17.0	
at Creighton	12/07/02	*	27	4	6	.667	0	0	.000	3	4	.750	0	2	2	4.8	5	1	2	4	0	1	11	16.0	
SAN DIEGO	12/11/02	*	30	7	17	.412	0	4	.000	3	5	.600	3	4	7	5.1	2	0	3	4	2	1	17	16.1	
UTAH STATE	12/14/02	*	35	4	11	.364	2	4	.500	3	6	.500	1	3	4	5.0	3	0	1	2	1	0	13	15.8	
Totals			8	238	41	82	.500	7	18	.389	37	.49	.755	17	23	40	5.0	21	1	21	27	5	4	126	15.8

Games played: 8
 Points/game: 15.8
 FG Pct: 50.0
 3FG Pct: 38.9
 FT Pct: 75.5
 Rebounds/game: 5.0
 Assists/game: 2.6
 Turnovers/game: 3.4
 Assist/turnover ratio: 0.8
 Steals/game: 0.5
 Blocks/game: 0.6



MARK BIGELOW / 6-7 • 195 • junior • forward/guard

CAPSULE: Bigelow is an all-conference candidate ... He was hampered last season by conditioning in first year back from a two-year mission layoff but showed signs of why he was BYU's best player prior to his mission ... He had 31 points vs. Arizona State and averaged 14.9 points, earning honorable mention All-MWC recognition in 2001-02 ... He was BYU's leading scorer (15.0) and rebounder (6.3) and WAC Pacific Division Freshman of the Year and All-WAC Second Team in 1998-99 before going on a mission to Ft. Lauderdale, Fla. ... A threat from long range, Bigelow led the Cougars last year in three-pointers made with 65 on 42.2 percent shooting and set the BYU record for consecutive games with a trey (22) ... He is an excellent shooter and extremely intelligent player ... A gifted offensive player with a great mid-range game ... He moves well without the ball.

2002-03: Bigelow has reached double digits seven games and is the second-leading scorer at 13.8 ppg ... He is second on the team in assists with 19, but didn't have an assist for the first time this season vs. Utah State ... He connected from long range in 11 straight games dating back to last season before not attempting a three for the first game of his career at ASU ... He made a season-high four triples at Creighton ... With BYU trailing 30-22, he made three consecutive treys to give BYU the lead at 31-30 ... He has a team-leading 14 threes, shooting 48.3 percent ... He is third all-time at BYU with 123 career threes, needing just five triples to move past Terrell Lyday (127) ... He is making 48.6 percent of his field goal attempts overall ... He had a season-high eight rebounds and 5 assists vs. USD and shared game-high honors with 13 points vs. Utah State ... made 10 straight points for BYU vs. USU, the second time he has scored 10 straight Couar points this year (also at Creighton).



3

Mark Bigelow – 2002-03 Game-by-Game

Opponent	Date	GS	Min	TOTAL		3-PTS		Pct	FT	FTA	Pct	REBOUNDS			PF	FO	A	TO	Blk	Stl	Pts	Avg			
				FG	FGA	FG	FGA					Off	Def	Tot											
vs Toledo	11/22/02	*	33	2	6	.333	1	1	1.000	7	10	.700	0	5	5	5.0	2	0	3	3	0	1	12	12.0	
vs Kansas State	11/23/02	*	35	6	12	.500	3	5	.600	3	4	.750	0	3	3	4.0	1	0	4	2	1	3	18	15.0	
vs St. Bonaventure	11/25/02	*	24	4	7	.571	1	3	.333	2	2	1.000	0	2	2	3.3	4	0	2	1	1	1	11	13.7	
RICE	11/30/02	*	22	7	10	.700	2	4	.500	3	4	.750	0	1	1	2.8	2	0	2	0	0	0	19	15.0	
at Arizona State	12-04-02	*	30	2	6	.333	0	0	.000	2	2	1.000	0	2	2	2.6	2	0	1	1	1	1	6	13.2	
at Creighton	12-07-02	*	38	7	16	.438	4	8	.500	3	4	.750	2	4	6	3.2	2	0	2	6	1	1	21	14.5	
SAN DIEGO	12/11/02	*	31	3	7	.429	1	2	.500	3	5	.600	3	5	8	3.9	2	0	5	2	0	1	10	13.9	
UTAH STATE	12/14/02	*	34	5	10	.500	2	6	.333	1	2	.500	0	4	4	3.9	0	0	0	2	1	0	13	13.8	
Totals			8	247	36	74	.486	14	29	.483	24	.33	.727	5	26	31	3.9	15	0	19	17	5	8	110	13.8

Games played: 8
Points/game: 13.8
FG Pct: 48.6
3FG Pct: 48.3
FT Pct: 72.7
Rebounds/game: 3.9
Assists/game: 2.4
Turnovers/game: 2.1
Assist/turnover ratio: 1.1
Steals/game: 1.0

CAREER HIGHS:

POINTS: 33 at Washington St.
FG MADE: 11 at Washington St.
FG ATT: 20 at Wash. St., CSUN
FG%: .800 (8-10) vs. UTEP
3FG MADE: 5 vs. La Tech, SUU
3FG ATT: 10 vs. CSUN
3FG%: .750 (3-4) at Wash. St.
FT MADE: 11 (twice)
FT ATT: 11 (twice)
FT %: 1.000 (11-11) (twice)
REB: 14 (twice)
ASSISTS: 6 (twice)
STEALS: 9 vs. Arizona (BYU record)
BLOCKS: 3 at UCSB, v. Creighton
MINUTES: 42 vs. Arizona

JARED JENSEN / 6-9 • 250 • sophomore • forward/center

CAPSULE: Jensen enters his sophomore season as a viable all-conference candidate ... He came to BYU as the most prized high school recruit from the state of Utah (25.8 ppg, 13.0 rpg) and proved why while earning MWC Co-Freshman of the Year honors in 2001-02 ... He is a talented offensive player in the low-post who can also score with his jumper ... He finished first in the Mountain West Conference with a team-leading 59.1 field goal percentage last year and was fourth on the team in scoring and rebounding at 8.6 points per game and 3.5 rebounds per contest ... He had season highs of 20 points and 10 rebounds while starting in 25 games.

2002-03: Jensen is third on the team in scoring (10.5) and rebounding (4.1), having started in seven of eight games ... He didn't start vs. St. Bonaventure due to its guard-oriented pressing defense, but scored a team-high 15 minutes with 6 rebounds, including many key plays in the final minutes ... He returned to the starting lineup vs. Rice and had 18 points in 18 minutes on 6-for-6 shooting while grabbing 5 boards ... The last time a Cougar was perfect from the field with at least six attempts was Eric Nielsen on Feb. 24, 2001 at Utah when he also went 6-6 from the field ... He scored seven straight points to give BYU a 13-point lead as part of an 18-1 first-half run that blew open the game vs. Rice ... He had his fourth straight double-digit scoring game at ASU and got BYU going early with 10 first-half points ... After going 1-3 in the season-opener vs. Toledo, Jensen has shot 50 percent or better in each of the last seven games, including a 12-16 (.750) in the Marriott Center this year where he is averaging 12.0 ppg ... He has made 21 of his last 29 attempts from the floor and is shooting 63.6 percent on the year ... was 5-5 from the line vs. Utah State and is shooting 82.4 percent on the year.



52

Jared Jensen – 2002-03 Game-by-Game

Opponent	Date	GS	Min	TOTAL		3-PTS		Pct	FT	FTA	Pct	REBOUNDS			PF	FO	A	TO	Blk	Stl	Pts	Avg			
				FG	FGA	FG	FGA					Off	Def	Tot											
vs Toledo	11/22/02	*	8	1	3	.333	0	0	.000	0	0	.000	0	1	1	1.0	5	1	0	1	0	2	2.0		
vs Kansas State	11/23/02	*	20	2	4	.500	0	0	.000	6	8	.750	0	5	5	3.0	4	0	0	0	1	0	10	6.0	
vs St. Bonaventure	11/25/02	*	21	4	7	.571	0	0	.000	7	8	.875	1	5	6	4.0	2	0	0	2	0	0	15	9.0	
RICE	11/30/02	*	18	6	6	1.000	0	0	.000	6	8	.750	1	4	5	4.3	1	0	0	1	0	1	18	11.3	
at Arizona State	12-04-02	*	28	6	9	.667	0	0	.000	0	0	.000	1	5	6	4.6	4	0	1	3	0	1	12	11.4	
at Creighton	12-07-02	*	29	3	5	.600	0	0	.000	3	3	1.000	1	2	3	4.3	1	0	0	0	1	0	9	11.0	
SAN DIEGO	12/11/02	*	29	5	8	.625	0	0	.000	1	2	.500	1	3	4	4.3	1	0	1	1	1	1	11	11.0	
UTAH STATE	12/14/02	*	22	1	2	.500	0	0	.000	5	5	1.000	1	2	3	4.1	4	0	1	1	0	0	7	10.5	
Totals			7	175	28	44	.636	0	0	.000	28	34	.824	6	27	33	4.1	22	1	3	9	3	3	84	10.5

Games played: 8
Points/game: 10.5
FG Pct: 63.6
FT Pct: 82.4
Rebounds/game: 4.1
Assists/game: 0.4
Turnovers/game: 1.1
Assist/turnover ratio: 0.3
Steals/game: 0.4
Blocks/game: 0.4

CAREER HIGHS:

POINTS: 20 at Air Force (2002)
FG MADE: 6 (5 times) last at ASU
FG ATT: 10 vs. USF, at AFA
FG%: 1.000 (6-6) vs. Rice
3FG MADE: --
3FG ATT: --
3FG%: --
FT MADE: 9 vs. SDSU
FT ATT: 12 vs. SDSU
FT %: 1.000 (8-8) vs. AFA, at CSU (2002)
REB: 10 vs. Creighton, CSUN (2002)
ASSISTS: 2 vs. Creighton (2002)
STEALS: 2 vs. (four times)
BLOCKS: 2 (three times)
MINUTES: 32 at UCSB (2002)



RAFAEL ARAUJO / 6-11 • 265 • junior • center

CAPSULE: One of the top-10 junior college players in the country last year, Rafael Araujo earned second-team NJCAA All-America honors in 2001-02 at Arizona Western College ... He averaged 17.9 points and 10.7 rebounds ... He is a strong athlete with great leaping ability ... He runs the floor well and has range on the perimeter ... He played on the Brazilian National Team at the World Basketball Championships in Indianapolis.

2002-03: After a slow start in his first game, BYU's big center has shown continual improvement ... He had nine points vs. Kansas State; 10 boards vs. St. Bonaventure; 8 boards, 3 assists and 3 steals vs. Rice; 11 boards, 9 points, 3 blocks and 3 assists at ASU; a season-high 12 rebounds at Creighton; a season-best 11 points on 5-7 shooting vs. San Diego; and 10 points and seven boards vs. USU ... He has had double-digit rebounds in three games ... He is averaging 7.6 rebounds on the year to rank fourth among all MWC players ... He played a season-high 31 minutes vs. Utah State, where he went 4-7 from the floor taking a variety of shots, making one shot with his foot on the three-point line and a mid-range bank shot ... After playing only three minutes in the first half vs. San Diego without taking a shot or getting a rebound because of foul trouble, he logged 15 second-half minutes and scored all 11 points and grabbed four boards while holding USD's leading scorer, 6-10, 280-pound center Jason Keep, to nearly 11 points below his average ... He is shooting 12-18 (.667) in his three home games this year.



CAREER HIGHS:

POINTS: 11 vs. San Diego
 FG MADE: 5 vs. San Diego
 FG ATT: 7 vs. San Diego, USU
 FG%: .800 (4-5) vs. Kansas State
 3FG MADE: --
 3FG ATT: 2 vs. Utah State
 3FG%: .000 (0-1) at Creighton
 FT MADE: 5 at Arizona State
 FT ATT: 6 at Arizona State
 FT %: .833 (5-6) at Arizona St.
 REB: 12 at Creighton
 ASSISTS: 3 vs. Rice, at ASU
 STEALS: 3 vs. Rice
 BLOCKS: 3 at Arizona State
 MINUTES: 31 vs. Utah State

Opponent	Date	GS	Min	TOTAL		3-PTS		Pct	FT	FTA	Pct	REBOUNDS			Avg	PF	FO	A	TO	Blk	Stl	Pts	Avg		
				FG	FGA	FG	FGA					Off	Def	Tot											
vs Toledo	11/22/02	*	10	0	5	.000	0	0	.000	1	2	.500	2	3	5	5.0	5	1	0	4	1	0	1	1.0	
vs Kansas State	11/23/02	*	18	4	5	.800	0	0	.000	1	2	.500	0	4	4	4.5	5	1	0	3	0	1	9	5.0	
vs St. Bonaventure	11/25/02	*	18	3	5	.600	0	0	.000	1	1	1.000	3	7	10	6.3	4	0	1	0	2	0	7	5.7	
RICE	11/30/02	*	25	3	4	.750	0	0	.000	0	0	.000	1	7	8	6.8	4	0	3	3	0	3	6	5.8	
at Arizona State	12/04/02	*	27	2	6	.333	0	0	.000	5	6	.833	2	9	11	7.6	4	0	3	3	3	1	9	6.4	
at Creighton	12/07/02	*	28	2	4	.500	0	1	.000	2	2	1.000	3	9	12	8.3	4	0	1	5	1	1	6	6.3	
SAN DIEGO	12/11/02	*	18	5	7	.714	0	0	.000	1	2	.500	2	2	4	7.7	4	0	2	3	0	2	11	7.0	
UTAH STATE	12/14/02	*	31	4	7	.571	0	2	.000	2	2	1.000	1	6	7	7.6	4	0	2	2	1	0	10	7.4	
Totals			8	175	23	43	.535	0	3	.000	13	17	.765	14	47	61	7.6	34	2	12	23	8	8	59	7.4

Games played: 8
 Points/game: 7.4
 FG Pct: .535
 3FG Pct: 0.0
 FT Pct: 0.0
 FT Pct: 76.5
 Rebounds/game: 7.6
 Assists/game: 1.5
 Turnovers/game: 2.9
 Assist/turnover ratio: 0.5
 Steals/game: 1.0
 Blocks/game: 1.0

RICKY BOWER / 6-4 • 185 • junior • combo guard

CAPSULE: Bower should play a key role at the point and shooting guard positions in 2002-03 ... He is a transfer from the University of Wisconsin who sat out last season as a redshirt because of NCAA transfer rules ... He is an excellent three-point shooter with good point guard skills ... He shot 44 percent from three-point range and 81 percent from the line at Wisconsin ... He has nice size when playing the point and has good leadership skills.

2002-03: Slowed by preseason injuries that limited his practice time, Bower has played primarily at the shooting guard position until seeing some extended point guard minutes in the second half at Creighton ... He played a key role in his only start vs. St. Bonaventure, helping handle the Bonnies pressure defense ... He has been the primary reserve on the perimeter ... He is shooting 50 percent from the floor and 44.4 percent on threes, and 90.5 percent from the line ... He went 6-6 from the line late vs. Utah State to keep the Cougars on top ... He hit a big shot in the corner at ASU during a BYU run ... He started in the second half at Creighton, where he scored 9 points and dished out a season-high 4 assists ... He took 8 shots at Creighton after having only taken 10 shots over the first five games ... His 8 shots were more than the prior four games combined when he took 7 shots ... He did not attempt a shot while playing a season-low 13 minutes vs. San Diego ... He scored 8 points in the same 13 minutes vs. Utah State ... He is 2-5 from the floor, 0-2 on threes and 7-7 from the line in BYU's three home games.



CAREER HIGHS:

POINTS: 10 vs. Toledo
 FG MADE: 4 at Creighton
 FG ATT: 8 at Creighton
 FG%: .667 (2-3) vs. Toledo
 3FG MADE: 2 vs. Toledo
 3FG ATT: 3 at Creighton
 3FG%: 1.000 (2-2) v. Toledo
 FT MADE: 7 vs. Kansas State
 FT ATT: 8 vs. Kansas State
 FT %: 1.000 (6-6) vs. Utah State
 REB: 5 vs. St. Bonaventure
 ASSISTS: 4 at Creighton
 STEALS: 2 at ASU, Creighton
 BLOCKS: --
 MINUTES: 31 vs. St. Bonaventure

Opponent	Date	GS	Min	TOTAL		3-PTS		Pct	FT	FTA	Pct	REBOUNDS			Avg	PF	FO	A	TO	Blk	Stl	Pts	Avg		
				FG	FGA	FG	FGA					Off	Def	Tot											
vs Toledo	11/22/02		23	2	3	.667	2	2	1.000	4	4	1.000	1	2	3	3.0	2	0	1	2	0	0	10	10.0	
vs Kansas State	11/23/02		19	0	0	.000	0	0	.000	7	8	.875	0	4	4	3.5	1	0	2	2	0	1	7	8.5	
vs St. Bonaventure	11/25/02	*	31	1	2	.500	1	1	1.000	1	2	.500	0	5	5	4.0	2	0	1	1	0	0	4	7.0	
RICE	11/30/02		17	1	3	.333	0	1	.000	1	1	1.000	0	0	0	3.0	2	0	0	1	0	0	3	6.0	
at Arizona State	12-04-02		16	1	2	.500	0	1	.000	0	0	.000	0	0	0	2.4	3	0	2	1	0	2	5.2		
at Creighton	12-07-02		29	4	8	.500	1	3	.333	0	0	.000	0	1	1	2.2	2	0	4	2	0	2	9	5.8	
SAN DIEGO	12/11/02		13	0	0	.000	0	0	.000	0	0	.000	0	0	0	1.9	3	0	0	0	0	0	5.0		
UTAH STATE	12/14/02		13	1	2	.500	0	1	.000	6	6	1.000	0	0	0	1.6	0	0	1	2	0	1	8	5.4	
Totals			1	161	10	20	.500	4	9	.444	19	21	.905	1	12	13	1.6	15	0	11	11	0	6	43	5.4


Games played: 8
 Points/game: 5.4
 FG Pct: .500
 3FG Pct: 44.4
 FT Pct: 90.5
 Rebounds/game: 1.6
 Assists/game: 1.4
 Turnovers/game: 1.4
 Assist/turnover ratio: 1.0
 Steals/game: 0.8



TERRY NASHIF / 5-10 • 165 • sophomore • point guard

CAPSULE: Nashif appeared in 21 of 30 games last year as a freshman, averaging 2.9 minutes at the point as a reserve behind senior starter Matt Montague ... A smart player and good distributor of the ball, he has a nice shot from three-point range ... He averaged 0.5 points, 0.4 rebounds and 0.5 assists per game last year while playing one minute or less in nine of his 21 appearances ... He served a mission for the Church of Jesus Christ of Latter-day Saints after his senior year in 1999 at Evergreen High School in Vancouver, Wash.

2002-03: Reserve point guard Terry Nashif played more minutes in each of the first four games this year than he did in any game last season when he played a season high of 10 minutes twice ... He played a career-best 23 minutes vs. St. Bonaventure and had a key steal and bucket to help BYU claim the Paradise Jam title ... He also had a steal for a lay-in on the other end against Rice ... He had a career night vs. Rice, setting personal bests with 10 points, five rebounds and five assists and two steals in 19 minutes ... He hasn't played double-digit minutes since, however, going 9 minutes in the next three games before a season-low three minutes vs. Utah State ... His offensive production has been visible with his minutes, as he scored in each of the first four games while logging at least 10 minutes but has not scored in any of the last four games while seeing less time on the floor. He is 0-6 in the last four games and 0-3 on threes ... He hasn't connected on a three since the second game of the year.



Terry Nashif – 2002-03 Game-by-Game

Opponent	Date	GS	Min	TOTAL		Pct	3-PTS		Pct	FT	FTA	Pct	REBOUNDS			Avg	PF	FO	A	TO	Blk	Stl	Pts	Avg
				FG	FGA		FG	FGA					Off	Def	Tot									
vs Toledo	11/22/02	11	1	2	.500	1	1	1.000	0	0	.000	1	2	3	3.0	0	0	1	0	0	2	3	3.0	
vs Kansas State	11/23/02	12	1	2	.500	1	2	.500	0	0	.000	0	0	0	1.5	0	0	0	0	0	0	3	3.0	
vs St. Bonaventure	11/25/02	23	1	4	.250	0	1	.000	0	0	.000	0	1	1	1.3	4	0	2	1	0	2	2	2.7	
RICE	11/30/02	19	2	4	.500	0	1	.000	6	6	1.000	0	5	5	2.3	1	0	5	1	0	2	10	4.5	
at Arizona State	12-04-02	9	0	2	.000	0	0	.000	0	0	.000	0	2	2	2.2	1	0	0	2	0	1	0	3.6	
at Creighton	12-07-02	9	0	2	.000	0	2	.000	0	0	.000	0	2	2	2.2	3	0	0	1	0	0	0	3.0	
SAN DIEGO	12/11/02	9	0	1	.000	0	0	.000	0	0	.000	1	0	1	2.0	0	0	1	1	0	0	0	2.6	
UTAH STATE	12/14/02	3	0	1	.000	0	1	.000	0	0	.000	0	1	1	1.9	0	0	0	0	0	0	0	2.3	
Totals		0	95	5	18	.278	2	8	.250	6	6	1.000	2	13	15	1.9	9	0	9	6	0	7	18	2.3

Games played: 8
 Points/game: 2.3
 FG Pct: 27.8
 3FG Pct: 25.0
 FT Pct: 100.0
 Rebounds/game: 1.9
 Assists/game: 1.1
 Turnovers/game: 0.8
 Assist/turnover ratio: 1.5
 Steals/game: 0.9

CAREER HIGHS:

POINTS: 10 vs. Rice
 FG MADE: 2 vs. Rice
 FG ATT: 4 vs. SBU, Rice
 FG%: .500 (2-4) vs. Rice
 3FG MADE: 1 vs. Toledo, Kansas State
 3FG ATT: 2 vs. KSU, at Creighton
 3FG%: 1.000 (1-1) vs. Toledo
 FT MADE: 6 vs. Rice
 FT ATT: 6 vs. CSUN (2002), Rice
 FT %: 1.000 (6-6) vs. Rice
 REB: 5 vs. Rice
 ASSISTS: 5 vs. Rice
 STEALS: 2 vs. Toledo, St. Bonaventure, Rice
 BLOCKS: --
 MINUTES: 23 vs. St. Bonaventure

LUIZ LEMES / 6-3 • 180 • junior • guard

CAPSULE: A combo guard and outstanding outside shooter, Lemes enters his junior year at BYU in 2002-03 with three years to play two after transferring from Eastern Oklahoma State College in Wilburton, Okla. ... He earned first-team NJCAA All-Region 2 honors last season at EOSC ... He led the Mountaineers to back-to-back Region 2 Tournament runner-up finishes with records of 23-8 and 25-7 ... Played point guard as a freshman before being moved to the wing because of his great shooting ability ... He made 66 threes last season from the wing.

2002-03: Lemes saw limited time in BYU's first three games, without attempting a shot before played 20 minutes in the home-opening win over Rice, scoring his first points as a Cougar with 7 points on 3-4 shooting ... He sparked BYU's decisive first-half run vs. Rice when he stole a Rice pass and went the length of the court for a lay-up for his first bucket ... On the next offensive possession, he connected on his first three-point attempt of the year giving the Cougars a 23-17 lead ... He has played a limited role in the last four games ... At Creighton, he had one assist and hit his only attempt, a trey, to start a 12-3 Cougar run that included four three-pointers, three by Mark Bigelow, to help BYU regain the lead at 31-30 in the first half ... Hasn't played more than 7 minutes in any game except Rice ... He is 4-7 from the floor and 2-3 on threes this year.



Luiz Lemes – 2002-03 Game-by-Game

Opponent	Date	GS	Min	TOTAL		Pct	3-PTS		Pct	FT	FTA	Pct	REBOUNDS			Avg	PF	FO	A	TO	Blk	Stl	Pts	Avg
				FG	FGA		FG	FGA					Off	Def	Tot									
vs Toledo	11/22/02	6	0	0	.000	0	0	.000	0	0	.000	0	1	1	1.0	0	0	0	0	0	0	0	0.0	
vs Kansas State	11/23/02	3	0	0	.000	0	0	.000	0	0	.000	0	1	1	1.0	0	0	1	0	0	0	0	0.0	
vs St. Bonaventure	11/25/02	2	0	0	.000	0	0	.000	0	0	.000	0	0	0	0.7	1	0	0	1	0	0	0	0.0	
RICE	11/30/02	20	3	4	.750	1	2	.500	0	2	.000	0	2	2	1.0	0	0	2	1	0	1	7	1.8	
at Arizona State	12-04-02	4	0	0	.000	0	0	.000	0	0	.000	0	0	0	0.8	0	0	0	0	0	0	0	1.4	
at Creighton	12-07-02	7	1	1	1.000	1	1	1.000	0	0	.000	0	1	1	0.8	0	0	1	1	0	0	3	1.7	
SAN DIEGO	12/11/02	7	0	2	.000	0	0	.000	0	0	.000	0	0	0	0.7	0	0	1	0	0	1	0	1.4	
UTAH STATE	12/14/02	5	0	0	.000	0	0	.000	0	0	.000	0	1	1	0.8	1	0	0	0	0	0	0	1.3	
Totals		0	54	4	7	.571	2	3	.667	0	2	.000	0	6	6	0.8	2	0	5	3	0	2	10	1.3

Games played: 8
 Points/game: 1.3
 FG Pct: 57.1
 3FG Pct: 66.7
 FT Pct: 0.0
 Rebounds/game: 0.8
 Assists/game: 0.6
 Turnovers/game: 0.4
 Assist/turnover ratio: 1.7
 Steals/game: 0.3

CAREER HIGHS:

POINTS: 7 vs. Rice
 FG MADE: 3 vs. Rice
 FG ATT: 4 vs. Rice
 FG%: .750 vs. Rice
 3FG MADE: 1 vs. Rice
 3FG ATT: 2 vs. Rice
 3FG%: .500 (1-2) vs. Rice
 FT MADE: --
 FT ATT: 2 vs. Rice
 FT %: .000 (0-2) vs. Rice
 REB: 2 vs. Rice
 ASSISTS: 2 vs. Rice
 STEALS: 1 vs. Rice
 BLOCKS: --
 MINUTES: 20 vs. Rice



JOHN ALLEN / 6-7 • 215 • sophomore • forward

CAPSULE: Returns from two-year mission in El Salvador ... He is a good shooter who can play on the perimeter and has a nice feel inside ... He played in 18 games as a freshman at BYU in 1999-2000, averaging 1.9 points and 1.2 rebounds ... He gained more playing time as the season progressed ... He made 65 threes as team MVP at Mayde Creek High School in Houston.

2002-03: Played a career-high 23 minutes in BYU's season-opening win over Toledo ... He also played more than his previous high of 14 minutes (vs. Notre Dame in 2000 NITquarterfinals) in the three other games this year ... His minutes have diminished in each of the last three games ... He scored in each of the first five games, including a season-high 8 points at ASU, before going scoreless on 0-1 shooting at Creighton ... He has hit timely threes for BYU this year ... He is 5-8 on threes and hit a big three after coming in once Travis Hansen was ejected with BYU trailing vs. Kansas State ... He hit his and BYU's only three at ASU, going 3-4 from the floor ... He went 1-5 on the night but hit a three at the end of the first half vs. San Diego that gave BYU momentum, bringing the Cougarsto within two points at the break ... He committed three fouls in a season-low two minutes vs. Utah State.



John Allen – 2002-03 Game-by-Game

Opponent	Date	GS	Min	TOTAL		3-PTS		FT		REBOUNDS			PF	FO	A	TO	Blk	Stl	Pts	Avg				
				FG	FGA	Pct	3FG	3FGA	Pct	FT	FTA	Pct									Off	Def	Tot	
vs Toledo	11/22/02		23	2	4	.500	1	2	.500	0	0	.000	0	1	1	1.0	4	0	1	0	0	5	5.0	
vs Kansas State	11/23/02		7	2	2	1.000	1	1	1.000	0	0	.000	0	1	1	1.0	3	0	0	0	0	5	5.0	
vs St. Bonaventure	11/25/02		14	1	3	.333	1	1	1.000	2	2	1.000	1	3	4	2.0	2	0	0	0	0	5	5.0	
RICE	11/30/02		17	0	2	.000	0	1	.000	2	2	1.000	1	2	3	2.3	4	0	1	2	0	2	4.3	
at Arizona State	12-04-02		19	3	4	.750	1	1	1.000	1	1	1.000	0	3	3	2.4	2	0	1	0	0	8	5.0	
at Creighton	12-07-02		8	0	1	.000	0	0	.000	0	0	.000	0	1	1	2.2	2	0	0	1	0	0	4.2	
SAN DIEGO	12/11/02		6	1	5	.200	1	2	.500	0	0	.000	1	1	2	2.1	0	0	0	0	0	3	4.0	
UTAH STATE	12/14/02		2	0	0	.000	0	0	.000	0	0	.000	0	0	0	1.9	3	0	0	0	0	0	3.5	
Totals			0	96	9	21	.429	5	8	.625	5	5	1.000	3	12	15	1.9	20	0	3	3	0	28	3.5

Games played: 8
Points/game: 3.5
FG Pct: 42.9
3FG Pct: 62.5
FT Pct: 100.0
Rebounds/game: 1.9
Assists/game: 0.4
Turnovers/game: 0.4
Assist/turnover ratio: 1.0


CAREER HIGHS:

POINTS: 10 at Notre Dame (3-22-00)
FG MADE: 4 at Notre Dame (3-22-00)
FG ATT: 5 at Notre Dame (3-22-00); vs. San Diego (12-11-02)
FG%: .800 (4-5) at Notre Dame (3-22-00)
3FG MADE: 2 at Notre Dame (3-22-00)
3FG ATT: 3 at Notre Dame (3-22-00)
3FG%: .667 (2-3) at Notre Dame (3-22-00)
FT MADE: 2 (four times) last vs. Rice
FT ATT: 2 (seven times) last vs. Rice
FT %: 1.000 (2-2) at Wyo, vs. SBU, vs. Rice
REB: 4 vs. St. Bonaventure
ASSISTS: 1 (four times) last at ASU
STEALS: 1 at Fla. Intl. (12-23-99)
BLOCKS: 1 vs. So. Illinois (3-20-00)
MINUTES: 23 vs. Toledo

BART JEPSEN / 6-9 • 235 • junior • forward

CAPSULE: Jepsen was a key reserve who was one of seven players to appear in all 30 games last year ... The redshirt junior has valuable experience and excellent athletic ability ... He is a solid rebounder and defender who runs the floor extremely well for a big man ... He averaged 0.9 points and 1.4 rebounds in 7.8 minutes per game last year and 1.2 points and 2.1 rebounds in 11.9 minutes as a freshman in Steve Cleveland's first season in 1997-98 while playing in 27 of 30 games, including nine starts.

2002-03: Jepsen missed his first game since his freshman season vs. St. Bonaventure due to the Bonnies guard-oriented pressing defense the entire game ... He had played in 32 straight games since not playing vs. Tulsa in the 1998 WAC Tournament in Las Vegas ... He saw limited action in BYU's first two games before playing a season-high 12 minutes vs. Rice, going a career-best 3-3 and tying his career high with 7 points ... He made the second three-pointer of his career and his first since his freshmen season in 1997-98 when he connected on his only attempt vs. Rice ... He took only one three-pointer last year and is 1-2 this year after a miss vs. San Diego ... He is 2-12 on threes for his career ... Against Creighton he came in and hit a jumper when Jared Jensen was forced out of the game momentarily to have an injury attended to ... He is shooting 50 percent from the floor on eight attempts and has not gone to the line ... He played only one minute vs. Utah State.



Bart Jepsen – 2002-03 Game-by-Game

Opponent	Date	GS	Min	TOTAL		3-PTS		FT		REBOUNDS			PF	FO	A	TO	Blk	Stl	Pts	Avg					
				FG	FGA	Pct	3FG	3FGA	Pct	FT	FTA	Pct									Off	Def	Tot		
vs Toledo	11/22/02		4	0	1	.000	0	0	.000	0	0	.000	0	0	0	0.0	0	0	0	0	0.0				
vs Kansas State	11/23/02		3	0	0	.000	0	0	.000	0	0	.000	0	0	0	0.0	1	0	0	0	0.0				
RICE	11/30/02		12	3	3	1.000	1	1	1.000	0	0	.000	1	1	2	0.7	1	0	0	1	7	2.3			
at Arizona State	12-04-02		2	0	0	.000	0	0	.000	0	0	.000	0	0	0	0.5	0	0	0	0	0	1.8			
at Creighton	12-07-02		3	1	3	.333	0	0	.000	0	0	.000	0	1	1	0.6	0	0	0	0	2	1.8			
SAN DIEGO	12/11/02		8	0	1	.000	0	1	.000	0	0	.000	1	0	1	0.7	1	0	0	1	0	1.5			
UTAH STATE	12/14/02		1	0	0	.000	0	0	.000	0	0	.000	0	0	0	0.6	1	0	0	0	0	1.3			
Totals			0	33	4	8	.500	1	2	.500	0	0	.000	2	2	4	0.6	4	0	0	3	0	1	9	1.3

Games played: 7
Points/game: 1.3
FG Pct: 50.0
3FG Pct: 50.0
Rebounds/game: 0.6
Turnovers/game: 0.4
Steals/game: 0.1

CAREER HIGHS:

POINTS: 7 at UNLV (98), v. SDSU (2002), vs. Rice
FG MADE: 3 at UNLV (98), v. SDSU (02), v. Rice
FG ATT: 8 at UNLV
FG%: 1.000 (3-3) vs. Rice
3FG MADE: 1 at UNLV, vs. Rice
3FG ATT: 4 at UNLV (98)
3FG%: 1.000 (1-1) vs. Rice
FT MADE: 4 vs. Air Force (98)
FT ATT: 4 vs. Air Force (98)
FT %: 1.000 (4-4) v. Air Force(98)
REB: 9 vs. Washington
ASSISTS: 2 (twice)
STEALS: 2 (twice)
BLOCKS: 3 vs. UTEP (98)
MINUTES: 35 at Tulsa (98)



JAKE SHOFF / 6-9 • 265 • junior • forward/center

CAPSULE: Shoff is a transfer from Weber State University (Ogden, Utah) who sat out last season as a redshirt because of NCAA transfer rules ... A strong physical player inside, he was third in the nation in average rebounds per minute played in 2000-01 at Weber State ... Despite not being allowed to play last year, he was able to contribute to the team's success as an effective post presence in practices and as a scout team player.

2002-03: Shoff did not practice or play for the better part of the practice season due to back problems ... He has played in six games ... He saw his first action vs. Kansas State and was active, pulling down four rebounds in his 13 minutes ... Saw only his second extended playing time of the year last week ... Against San Diego, he scoring 4 points with 1 rebound and 1 steal while playing a key defensive role helping keep USD center Jason Keep, USD's leading scorer boasting a huge 6-10, 280-pound frame, to nearly 11 points below his average ... He played nine minutes as BYU center Rafael Araujo was limited by foul trouble ... He logged a season-high 17 minutes vs. Utah State and contributed 3 points, 3 rebounds, 2 assists and 1 steal ... He was the only Cougar to not play vs. Rice ... He played two minutes at ASU but contributed with 2 rebounds, one on the offensive end, and had 1 point.



Jake Shoff – 2002-03 Game-by-Game

Opponent	Date	GS	Min	TOTAL			3-PTS			Pct	FT	FTA	Pct	REBOUNDS			PF	FO	A	TO	Blk	Stl	Pts	Avg	
				FG	GA	Pct	3FG	FGA	Pct					Off	Def	Tot									Avg
vs Kansas State	11/23/02	13	0	2	000	0	0	.000	0	0	.000	2	2	4	4.0	1	0	0	0	0	0	0	0.0		
vs St. Bonaventure	11/25/02	2	1	2	500	0	0	.000	0	0	.000	1	0	1	2.5	0	0	0	0	0	0	2	1.0		
at Arizona State	12-04-02	2	0	0	000	0	0	.000	1	2	.500	1	1	2	2.3	0	0	1	0	0	0	1	1.0		
at Creighton	12-07-02	1	0	0	000	0	0	.000	0	0	.000	0	0	0	1.8	0	0	0	0	0	0	0	0.8		
SAN DIEGO	12/11/02	9	2	3	.667	0	0	.000	0	0	.000	1	0	1	1.6	1	0	0	1	0	1	4	1.4		
UTAH STATE	12/14/02	17	1	3	.333	0	0	.000	1	2	.500	1	2	3	1.8	2	0	2	2	0	1	3	1.7		
Totals			0	44	4	10	.400	0	0	.000	2	4	.500	6	5	11	1.8	4	0	3	3	0	2	10	1.7

Games played: 6
Points/game: 1.7
FG Pct: 40.0
FT Pct: 50.0
Rebounds/game: 1.8
Assists/game: 0.5
Turnovers/game: 0.5
Assist/turnover ratio: 1.0
Steals/game: 0.3

CAREER HIGHS:

POINTS: 4 vs. San Diego
FG MADE: 2 vs. San Diego
FG ATT: 3 vs. San Diego, Utah St.
FG%: .667 (2-3) vs. San Diego
3FG MADE: --
3FG ATT: --
3FG%: --
FT MADE: 1 at ASU, vs. USU
FT ATT: 2 at ASU, vs. USU
FT %: .500 (1-2) at ASU, vs. USU
REB: 4 vs. Kansas State
ASSISTS: 2 vs. Utah State
STEALS: 1 vs. San Diego, USU
BLOCKS: --
MINUTES: 17 vs. Utah State

DAN HOWARD / 7-0 • 225 • junior • center

CAPSULE: Howard played a key role in the second half of the season in 2001-02 ... He appeared in 21 games, including four starts, averaging 1.8 points and 2.2 rebounds in 9.5 minutes per game last year after playing in 14 games as a freshman in limited action ... The tallest player on the roster, he plays with energy and has been a valuable defensive and rebounding presence ... He has a nice touch for a big man, shooting 21-33 (.636) from the floor in his first two seasons, including 13-22 (.591) last year when he shared top field goal percentage honors with Jared Jensen ... Last year was his first real extended playing time since playing for Davis High School in 1996.

2002-03: Howard played a key role vs. Toledo, coming off the bench to give BYU a solid post effort with a career-high 11 points with starters Jared Jensen and Rafael Araujo both in foul trouble and ineffective ... In the first two games, Howard set or equaled career bests in seven different categories (points, field goals, field goals attempted, free throws, free throws attempted, assists and blocked shots) ... He has played double-digit minutes only once since the first two games of the year ... He went 2-4 vs. Rice, including a dunk, to score 4 points in his 10 minutes ... He played two minutes at ASU with 2 rebounds, one on the offensive glass ... He has scored in only two games (Toledo and Rice).



Dan Howard – 2002-03 Game-by-Game

Opponent	Date	GS	Min	TOTAL			3-PTS			Pct	FT	FTA	Pct	REBOUNDS			PF	FO	A	TO	Blk	Stl	Pts	Avg	
				FG	GA	Pct	3FG	FGA	Pct					Off	Def	Tot									Avg
vs Toledo	11/22/02	21	4	6	.667	0	0	.000	3	5	.600	0	2	2	2.0	3	0	0	2	0	1	11	11.0		
vs Kansas State	11/23/02	17	0	3	.000	0	0	.000	0	0	.000	1	1	2	2.0	4	0	1	1	3	0	0	5.5		
vs St. Bonaventure	11/25/02	1	0	0	.000	0	0	.000	0	0	.000	0	0	0	1.3	1	0	0	1	0	0	0	3.7		
RICE	11/30/02	10	2	4	.500	0	0	.000	0	0	.000	0	0	0	1.0	1	0	0	1	1	0	4	3.8		
at Arizona State	12-04-02	2	0	0	000	0	0	.000	0	0	.000	1	1	2	1.2	1	0	0	0	0	0	0	3.0		
at Creighton	12-07-02	6	0	1	.000	0	0	.000	0	0	.000	0	0	0	1.0	1	0	1	0	1	0	0	2.5		
SAN DIEGO	12/11/02	9	0	0	.000	0	0	.000	0	0	.000	0	0	0	0.9	1	0	0	0	0	0	0	2.1		
UTAH STATE	12/14/02	5	0	1	.000	0	0	.000	0	0	.000	0	0	0	0.8	1	0	0	0	0	0	0	1.9		
Totals			0	71	6	15	.400	0	0	.000	3	5	.600	2	4	6	0.8	13	0	2	5	5	1	15	1.9

Games played: 8
Points/game: 1.9
FG Pct: 40.0
FT Pct: 60.0
Rebounds/game: 0.8
Assists/game: 0.3
Turnovers/game: 0.6
Assist/turnover ratio: 0.4
Steals/game: 0.1

CAREER HIGHS:

POINTS: 11 vs. Toledo
FG: 4 vs. Toledo
FGA: 6 vs. Toledo
FG%: 1.000 (3-3) v. UCR (99-00),
at SDSU
3FG MADE: --
3FG ATT: --
3FG%: ---
FT MADE: 3 vs. Toledo
FT ATT: 5 vs. Toledo
FT %: 1.000 (2-2) (three times)
REB: 7 at SDSU (2002)
ASSISTS: 1 at CSU (2002), vs.
Kansas State
STEALS: 1 (five times)
BLOCKS: 3 vs. Kansas State
MINUTES: 22 at CSU, vUCI (2002)



MARK ROBERTS / 6-3 • 205 • sophomore • guard

CAPSULE: Returns from a two-year mission in Argentina ... He could redshirt while getting back in playing condition after missionary service ... He is an athletic player who has one of the best vertical leaps on the team ... He excited fans as a freshman with his slashing dunks ... He is a good defender on the perimeter ... He played in 21 games as a freshman with one start, while playing a limited 4.3 minutes per game ... He was Utah 4A Player of the Year out of Provo's Timpview High School.

2002-03: He had his knee scoped in October ... Roberts is a likely redshirt this season.



CAREERHIGHS:

POINTS: 6 at CSU (2-24-00)
 FG MADE: 2 (twice) last vs. So. Illinois (3-20-00)
 FG ATT: 3 vs. UNLV (3-11-00)
 FG%: 1.000 (2-2) twice – last vs. So. Illinois (3-20-00)
 3FG MADE: --
 3FG ATT: 1 (twice) last at UNLV (3-11-00)
 3FG%: --
 FT MADE: 3 vs. Bowling Green (3-15-00)
 FT ATT: 4 (twice) last vs. Bowling Green (3-15-00)
 FT %: .750 (3-4) vs. Bowling Green (3-15-00)
 REB: 2 vs. CSU (1-22-00)
 ASSISTS: 2 at Wyoming (2-26-00)
 STEALS: 1 (twice) last vs. So. Illinois (3-20-00)
 BLOCKS: 1 vs. South Carolina St (12-18-99)
 MINUTES: 11 at UNLV (3-11-00)

AUSTIN AINGE / 6-1 • 175 • freshman • point guard

CAPSULE: Ainge returned from a two-year mission for the Church of Jesus Christ of Latter-day Saints in August A smart player and good leader, he is an outstanding three-point shooter with a crafty Jeff Hornacek-like runner in the lane ... He is a point guard who has a total understanding of the game and the unique ability to distribute the ball to teammates when they are ready to score ... He is the son of former BYU and NBA great and former Phoenix Suns coach Danny Ainge ... he prepped at Highland High Schol in Gilbert, Ariz., prior to serving his mission.

2002-03: Ainge will redshirt this year ... He broke his thumb the day before the team departed for the Paradise Jam ... He had surgery in Phoenix and will be out another 2-4 weeks.



JERMAINE ODJEGBA / 6-6 • 210 • junior • guard/forward

CAPSULE: Jermaine Odjegba is a true freshman who prepped at Palm Beach Gardens High School in 2001-02 ... A 6-foot-5 shooting guard, he averaged 18 points, 8 rebounds and 5 assists while earning first-team all-conference and honorable mention all-state honors.

2002-03: Odjegba will redshirt this year.



Steve Cleveland is in his sixth year at the helm of the Cougars. In his five seasons at BYU, Cleveland has proven to be a first-rate recruiter, an excellent coach and player developer, and above all, a winner.

Last year Cleveland guiding BYU to its third postseason tournament appearance in the last three years, advancing to the second round of the NIT before losing at eventual champion Memphis. In 2001, Cleveland guided BYU to its first NCAA tournament bid since 1995, its first conference regular season title since 1993 and its first conference tournament championship since 1992. While rebuilding a program that finished 1-25 before his arrival, he has posted records of 9-21, 12-16, 22-11, 24-9 and 18-12. Last year's team earned a victory over No. 13 Stanford and advanced to the NIT despite having lost four starters, six of its top seven players and 75 percent of its point production from the year before.

The 1999-2000 and 2000-2001 seasons both rank among of the school's best years ever in terms of wins. In fact, since BYU's first season in 1903, only five BYU teams have ever recorded more wins than the 24-9 team in 2000-01 and only seven have improved upon the 22-11 record in 1999-2000.

Cleveland has brought the magic of the Marriott Center back in Provo. The Cougars enter the 2002-03 season with the nation's longest home victory streak at 36 games, including back-to-back unbeaten seasons of 15-0 and 16-0. Cleveland's teams have traditionally been prepared to play their best at the end of the season. Last year BYU earned its third straight postseason tournament bid, winning in the first round of the NIT before losing at eventual NIT champion Memphis. In 2000-01, BYU won five straight games on the road to secure a share of the MWC regular season title and earn the automatic NCAA bid by claiming the MWC Tournament in Las Vegas. The Cougars won six of their last eight games the prior season, including two MWC tournament wins and two NIT victories. In Cleveland's

first year, BYU completed a rare sweep of New Mexico and UTEP on the road to earn a WAC tournament berth. The road sweep of New Mexico and UTEP was the first for BYU since 1990-91 and the 83-62 upset of No.15-ranked New Mexico in the Pit ended the Lobos' 41-

game home winning streak. In Cleveland's second season the Cougars had a blowout win over UTEP before a 90-74 conference tournament upset victory over TCU to achieve BYU's first conference tournament win since 1994.

Cleveland's teams have advanced to the finals of the MWC tournament in two of the three seasons the event has been played, winning the title in 2001.

As a recruiter, Cleveland has made a similar impact on BYU's program. Cleveland's recruits have proven they are not only committed to Cleveland's vision but also are the kind of players to help make that vision a reality in Provo. Cleveland and his staff have been able to attract top talent from Utah and beyond.

Cleveland has a string of top conference newcomers. Six players have earned conference newcomer honors in Cleveland's five years as the Cougar coach, including four who have been singled out as either the conference newcomer or freshman of the year.

- Jared Jensen (2001-2002 MWC Co-Freshman of the Year)
- Trent Whiting (2000-2001 MWC Newcomer Team, 2nd Team All-MWC)
- Terrell Lyday (1999-2000 MWC Newcomer of the Year, All-Tournament Team)
- Mark Bigelow (1998-99 WAC Freshman of the Year, Newcomer Team, 2nd Team All-WAC)
- Mekeli Wesley (1997-98 WAC Newcomer Team)
- Ron Selleaze (1997-98 WAC Newcomer of the Year, Newcomer Team, 2nd Team All-WAC)


In October 2001, Cleveland signed a multi-year contract extension with BYU. Before taking the helm with the Cougars on March 11, 1997, Cleveland compiled a 157-77 record at Fresno City College in Fresno, Calif. Cleveland was named coach of the year two times while at FCC and led the Rams to post-season playoffs in each of his seven seasons in Fresno. Cleveland coached 10 years at Fresno's Clovis West High School, compiling a 180-70 record.

PLAYING CAREER

Cleveland played college basketball at UC Irvine and was the Anteaters' MVP and leading scorer his senior season in 1975-76. Prior to attending UC Irvine, Cleveland was Fresno City College's Most Outstanding Player in 1973-74. Cleveland received a B.A. degree in social science from UC Irvine in 1976, and received a Master's in education administration from Fresno Pacific in 1979.

PERSONAL

Cleveland, 50, was born in the Los Angeles area and spent most of his life in Fresno, Calif. He served a full-time mission for the Church of Jesus Christ of Latter-day Saints to England from 1971-73. Cleveland was the first head basketball or football coach at BYU to have served a church mission. Cleveland and his wife Kip have three children: sons Casey (24) and Skyler (21) and daughter Katie (12).



CLEVELAND'S BYU LEDGER

BRIGHAM YOUNG UNIVERSITY

Year	W	L	Pct.	Conf.	Conf. Tourney	NCAA/NIT
2002-2003	7	1	.875	-	-	-
2001-2002	18	12	.600	7-7 (T-4th MWC)	0-1	1-1 NIT
2000-2001	24	9	.727	10-4 (T-1st)	3-0	0-1 NCAA
1999-2000	22	11	.667	7-7 (sixth MWC)	2-1	2-1 NIT
1998-1999	12	16	.429	6-8 (fifth WAC)	1-1	
1997-1998	9	21	.300	4-10 (sixth WAC)	0-1	
Totals	92	70	.568	34-36 (.486)	6-4 (.600)	3-3 (.500)



Individual Game Box Scores

2002-03 BYU Men's Basketball

BYU vs. Toledo @ Paradise Jam – Game #1

11/22/02 8:55 p.m. AST at St. Thomas, U.S. Virgin Islands

VISITORS: Toledo 0-1

#	Player	tot-fg		3-pt		rebounds			pf	tp	a	to	blk	s	min		
		fg	fga	fga	fta	fta	of	de								tot	
04	KIRSH, Milo	f	2	8	0	4	8	3	2	5	2	8	0	1	3	25	
04	HANSEN, Travis	f	0	3	0	0	3	4	2	3	3	2	0	1	0	22	
12	MOORE, Nick	g	4	9	2	5	0	0	2	2	5	10	1	3	0	27	
24	VILLEGAS, Sammy	g	5	10	3	8	0	0	1	1	2	13	1	3	0	25	
34	TRIPLETT, Keith	g	4	11	0	2	5	6	2	3	5	13	0	3	1	35	
13	WEST, J.T.	g	0	0	0	0	0	0	0	0	0	0	0	1	0	11	
15	PINSON, Allen	g	0	3	0	1	0	1	0	1	0	0	0	0	1	3	
23	SHELTON, Chauncey	g	0	0	0	0	2	2	1	0	1	2	0	0	0	5	
31	CLEMENT, Jim	g	0	0	0	0	0	0	1	1	2	2	0	0	0	15	
32	CURRIE, Anton	g	1	2	0	1	0	1	0	3	3	2	0	1	0	12	
35	MILSON, Kareem	g	0	0	0	0	0	0	0	0	0	1	0	0	0	8	
43	SHELLABARGER, A.J.	g	2	3	0	1	2	0	1	1	3	5	0	0	1	12	
TEAM																	
Totals			18	52	5	19	15	23	11	18	29	23	56	7	17	6	200

TOTALFG%	1st Half: 11-25 44.0%	2nd Half: 7-27 25.9%	Game: 34.6%	DEADBALL
3-Pt. FG%	1st Half: 5-11 45.5%	2nd Half: 0-8 0.0%	Game: 26.3%	REBOUNDS
F Throw %	1st Half: 2-5 40.0%	2nd Half: 13-18 72.2%	Game: 65.2%	3.3

HOME TEAM: BYU 1-0

#	Player	tot-fg		3-pt		rebounds			pf	tp	a	to	blk	s	min		
		fg	fga	fga	fta	fta	of	de								tot	
03	BIGELOW, Mark	f	2	6	1	7	10	5	5	2	12	3	0	0	1	33	
52	HENSEN, Jared	f	1	3	0	0	0	0	1	1	5	2	0	1	0	8	
55	ARAUJO, Rafael	c	0	5	0	0	1	2	3	5	1	0	4	1	0	10	
02	HANSEN, Travis	g	7	12	2	3	6	4	4	8	3	22	5	0	0	32	
24	WOODBERRY, Keving	g	2	7	1	4	0	0	1	2	3	1	5	1	2	29	
04	LEMES, Luiz	g	0	0	0	0	0	0	1	1	0	0	0	0	0	6	
10	NASHIF, Terry	g	1	2	1	0	0	1	2	3	3	1	0	0	2	11	
14	BOWER, Ricky	g	2	3	2	4	4	2	3	2	10	2	0	0	0	23	
15	ALLEN, John	g	2	4	1	2	0	0	1	4	5	1	0	0	0	23	
32	JEPSEN, Bart	g	0	1	0	0	0	0	0	0	0	0	0	0	0	4	
40	HOWARD, Dan	g	4	6	0	0	3	5	0	2	2	11	0	2	0	21	
TEAM																	
Totals			21	49	8	13	21	27	10	25	35	27	12	17	1	6	200

TOTALFG%	1st Half: 11-26 42.3%	2nd Half: 10-23 43.5%	Game: 42.9%	DEADBALL
3-Pt. FG%	1st Half: 4-7 57.1%	2nd Half: 4-6 66.7%	Game: 61.5%	REBOUNDS
F Throw %	1st Half: 10-12 83.3%	2nd Half: 11-15 73.3%	Game: 77.8%	3.3

Officials: (R) Karl Hess, (U) Tony Greene, Pat Adams

Technical fouls: Toledo-TEAM, BYU-None.

Attendance: 2153

Score by Periods

BYU 36 35 71

2002 Paradise Jam Basketball Tournament, Presented by Basketball Travelers.

Points in the paint-TOL22, BY20. Points off turnovers-TOL10, BY17.

2nd chance points-TOL7, BY13. Fast break points-TOL6, BY2.

Bench points-TOL9, BY29. Score tied-1 time. Lead changes-5 times.

BYU vs. Kansas St. @ Paradise Jam – Game #2

11/23/02 6:15 p.m. AST at St. Thomas, U.S. Virgin Islands

VISITORS: BYU 2-0

#	Player	tot-fg		3-pt		rebounds			pf	tp	a	to	blk	s	min		
		fg	fga	fga	fta	fta	of	de								tot	
02	HANSEN, Travis	f	2	4	0	2	5	8	1	2	2	19	2	1	0	28	
52	HENSEN, Jared	f	2	4	0	0	6	8	0	5	4	10	0	1	0	20	
55	ARAUJO, Rafael	c	4	5	0	0	1	2	4	4	5	9	0	3	0	18	
03	BIGELOW, Mark	g	6	12	3	3	4	0	3	3	18	4	2	1	3	35	
24	WOODBERRY, Keving	g	0	3	0	3	2	4	0	0	0	3	2	3	0	25	
04	LEMES, Luiz	g	0	0	0	0	0	0	0	1	1	0	0	0	0	3	
05	SHOFF, Jake	g	0	2	0	0	0	0	2	2	4	1	0	0	0	13	
10	NASHIF, Terry	g	1	2	1	2	0	0	0	0	0	3	0	0	0	12	
14	BOWER, Ricky	g	0	0	0	0	7	8	0	4	1	7	2	0	1	19	
15	ALLEN, John	g	2	2	1	1	0	0	1	3	5	0	0	0	0	7	
32	JEPSEN, Bart	g	0	0	0	0	0	0	0	0	1	0	0	0	0	3	
40	HOWARD, Dan	g	0	3	0	0	0	0	1	2	4	0	1	1	0	17	
TEAM																	
Totals			21	44	7	13	24	34	7	25	32	26	73	13	13	5	200

TOTALFG%	1st Half: 9-25 36.0%	2nd Half: 12-19 63.2%	Game: 47.7%	DEADBALL
3-Pt. FG%	1st Half: 4-7 57.1%	2nd Half: 3-6 50.0%	Game: 53.8%	REBOUNDS
F Throw %	1st Half: 9-14 64.3%	2nd Half: 15-20 75.0%	Game: 70.6%	4.2

HOME TEAM: Kansas State 0-1

#	Player	tot-fg		3-pt		rebounds			pf	tp	a	to	blk	s	min			
		fg	fga	fga	fta	fta	of	de								tot		
32	DeFUSO, Gilson	f	1	1	1	0	0	2	2	3	3	0	0	0	0	20		
34	SIEBRANDT, Matt	f	0	3	0	0	0	2	2	3	0	0	2	2	0	1	26	
44	PASCO, Pervis	f	1	9	0	0	3	6	1	2	3	3	5	4	2	28		
22	RICHARDS, Frank	g	5	9	0	1	3	4	0	2	2	13	1	2	0	32		
30	HART, Jarrett	g	2	5	0	1	2	5	0	1	1	5	6	4	1	31		
01	THOMAS, Schlyer	g	0	0	0	0	0	0	0	0	0	0	0	0	0	2		
03	BUCHANAN, Quentin	g	0	0	0	0	0	0	0	0	0	0	0	0	0	0		
11	ELLIS, Tim	g	0	1	0	1	3	4	1	2	3	5	1	0	0	22		
23	HAYDEN, Marques	g	6	7	0	0	8	10	3	5	8	2	2	0	0	22		
40	CANBY, Travis	g	0	0	0	0	0	0	0	0	0	0	0	0	0	4		
42	SPURLOCK, Janerio	g	1	8	1	4	0	0	1	2	3	0	3	0	0	1	13	
TEAM																		
Totals			21	52	3	8	19	31	8	21	29	23	64	9	10	4	6	200

TOTALFG%	1st Half: 12-21 57.1%	2nd Half: 9-31 29.0%	Game: 40.4%	DEADBALL
3-Pt. FG%	1st Half: 3-4 75.0%	2nd Half: 0-4 0.0%	Game: 37.5%	REBOUNDS
F Throw %	1st Half: 9-13 69.2%	2nd Half: 10-15 66.7%	Game: 61.3%	8.1

Officials: (R) Mike Wood (U) Manny Upton, Keith Maxwell

Technical fouls: BYU-HANSEN, Travis, Kansas State-None.

Attendance: 13323

Score by Periods

BYU 31 42 73

Kansas State 36 28 64

2002 Paradise Jam Basketball Tournament, Presented by Basketball Travelers

BYU-#2 Travis Hansen ejected at 8:48 in the second half.

Points in the paint-BYU16, KANS20. Points off turnovers-BYU9, KANS15.

2nd chance points-BYU3, KANS2. Fast break points-BYU9, KANS1.9.

Bench points-BYU15, KANS37. Score tied-7 times. Lead changes-4 times.

BYU vs. St. Bonaventure @ Paradise Jam – Game #3

11/25/02 8:15 p.m. AST at St. Thomas, U.S. Virgin Islands

VISITORS: St. Bonaventure 2-1

#	Player	tot-fg		3-pt		rebounds			pf	tp	a	to	blk	s	min		
		fg	fga	fga	fta	fta	of	de								tot	
03	GANSEY, Mike	f	3	8	1	3	3	2	4	6	1	10	3	1	0	29	
10	CHEEK, Robert	f	1	3	0	0	2	2	2	4	6	2	4	0	3	0	24
30	TERRILL, Jamil	c	0	3	0	0	2	2	3	3	6	3	2	0	2	1	26
04	GREEN, Marques	g	5	15	2	6	7	9	0	1	1	3	19	2	3	0	31
20	PRATO, Patricio	g	2	8	1	2	0	0	1	1	2	5	0	1	0	2	14
01	SMITH, Ahmad	g	1	7	0	2	0	0	2	2	4	0	2	1	0	19	
05	SHEPHERD, Joe	g	3	8	2	4	1	3	1	1	2	2	9	1	0	0	22
11	DUMBLIAUSKAS, S.	g	2	5	0	0	0	0	1	1	2	2	4	0	0	0	14
24	METHOT-LOTTIN, P.	g	0	5	0	0	0	0	1	0	1	2	0	0	0	2	9
55	BROWN, Calvin	g	1	2	0	0	0	0	3	2</							

BYU vs. Univ. of San Diego – Game #7

12/11/02 07:00 at Brigham Young University
VISITORS: San Diego 4-3

#	Player	tot-fg		3-pt		rebounds			pf	tp	a	to	blk	s	min			
		fg	fga	fg	fga	ft	fta	of								de	tot	
03	SMITH, Travis	g	1	2	0	0	0	0	0	0	3	2	2	4	0	0	17	
10	MORRIS, Roy	g	1	10	0	5	4	4	0	1	1	0	6	0	1	0	31	
32	BELSER, Corey	f	0	2	0	1	1	2	1	0	1	4	1	1	2	1	27	
34	BLAIR, Jason	f	5	7	3	5	4	4	3	6	9	1	17	0	4	0	2	37
43	KEEP, Jason	c	2	4	0	0	3	6	1	5	6	4	7	0	4	0	0	23
11	STOCKALPER, Derek	l	5	0	3	0	0	2	0	2	3	2	1	3	0	0	8	
14	DELZELL, Matt	l	2	1	1	0	0	1	4	5	2	3	1	2	0	1	13	
20	McGRAIN, Mike	l	2	4	0	1	3	5	1	2	3	2	7	2	4	0	1	24
42	LEWIS, Nick	l	6	0	2	2	2	0	2	2	3	4	0	1	1	0	20	
TEAM																		
Totals.....		14	42	4	18	17	23	11	21	32	22	49	7	24	3	5	200	

TOTALFG%	1st Half: 9-23 39.1%	2nd Half: 5-19 26.3%	Game: 33.3%	DEADBALL
3-Pt. FG%	1st Half: 3-9 33.3%	2nd Half: 1-9 11.1%	Game: 22.2%	REBOUNDS
F Throw %	1st Half: 7-10 70.0%	2nd Half: 10-13 76.9%	Game: 73.9%	2

HOME TEAM: BRIGHAM YOUNG Cougars 6-1

#	Player	tot-fg		3-pt		rebounds			pf	tp	a	to	blk	s	min			
		fg	fga	fg	fga	ft	fta	of								de	tot	
02	HANSEN, Travis	g	7	17	0	4	3	5	3	4	7	2	17	3	4	2	1	30
24	WOODBERRY, Keving	g	2	4	1	3	3	6	0	2	2	2	8	0	1	1	4	31
03	BIGELOW, Mark	f	3	7	1	2	3	5	3	5	8	2	10	5	2	0	1	31
52	JENSEN, Jared	f	5	8	0	0	1	2	1	3	4	1	11	1	1	1	1	29
55	ARAUJO, Rafael	c	5	7	0	0	1	2	2	2	4	4	11	2	3	0	2	18
04	LEMES, Luiz	c	0	2	0	0	0	0	0	0	0	0	0	0	0	0	1	7
05	SHOFF, Jake	c	2	3	0	0	0	0	1	0	1	1	4	0	1	0	1	9
10	NASHIF, Terry	l	0	1	0	0	0	0	1	0	1	0	0	1	1	0	0	9
14	BOWER, Ricky	l	0	0	0	0	0	0	0	0	0	3	0	0	0	0	0	13
15	ALLEN, John	l	1	5	1	2	0	0	1	1	2	0	3	0	0	0	6	
32	JEPSSEN, Bart	l	0	1	0	0	0	0	1	0	1	0	0	1	0	0	8	
40	HOWARD, Dan	l	0	0	0	0	0	0	0	0	0	1	0	0	0	0	9	
TEAM																		
Totals.....		25	55	3	12	11	20	14	21	35	17	64	13	14	4	11	200	

TOTALFG%	1st Half: 10-27 37.0%	2nd Half: 15-28 53.6%	Game: 45.5%	DEADBALL
3-Pt. FG%	1st Half: 2-5 40.0%	2nd Half: 1-7 14.3%	Game: 25.0%	REBOUNDS
F Throw %	1st Half: 4-8 50.0%	2nd Half: 7-12 58.3%	Game: 55.0%	4

Officials: Duane Allen, Roosevelt Brown, Milt Stowe
Technical fouls: San Diego-None. BRIGHAM YOUNG Cougars-HANSEN, Travis.

Attendance: 11608

Score by Periods

	1st	2nd	Total
San Diego	28	21	49
BRIGHAM YOUNG Cougars	26	38	64

Points in the paint-USD 8, BY24. Points off turnovers-USD 9, BY28.
2nd chance points-USD 6, BY14. Fast break points-USD 0, BY0.
Bench points-USD 16, BY7. Score tied-7 times. Lead changes-9 times.

BYU vs. Utah State – Game #8

12/14/02 7:00 PM at Brigham Young University
VISITORS: Utah State University 5-2

#	Player	tot-fg		3-pt		rebounds			pf	tp	a	to	blk	s	min			
		fg	fga	fg	fga	ft	fta	of								de	tot	
02	PENIGAR, Desmond	f	3	13	0	2	5	6	2	3	5	3	11	0	1	0	24	
05	JOHNSON, Toraino	f	4	5	0	0	0	0	3	1	4	1	8	1	0	0	31	
11	PUZEY, Mike	c	0	1	0	0	0	0	0	1	1	4	0	2	1	0	9	
15	BUTLER, Cardell	g	7	17	0	3	0	1	1	1	2	1	14	1	1	1	0	31
20	BROWN, Mark	g	1	8	0	0	0	0	0	3	3	3	2	5	2	0	2	35
01	ROSS, Ronnie	l	0	0	0	0	0	0	0	1	1	2	0	3	1	0	1	9
04	HARRIS, Nate	l	3	3	0	0	4	5	2	1	3	3	10	0	3	0	0	23
21	BROWN, Calvin	l	0	0	0	0	0	0	0	0	0	1	0	1	1	0	0	5
32	NELSON, Spencer	l	2	3	0	0	5	6	1	8	9	5	9	1	3	0	0	24
44	EVANS, Chad	l	1	1	0	0	0	2	1	0	1	1	2	0	0	0	0	9
TEAM																		
Totals.....		21	51	0	5	14	20	13	19	32	24	56	12	14	2	4	200	

TOTALFG%	1st Half: 13-26 50.0%	2nd Half: 8-25 32.0%	Game: 41.2%	DEADBALL
3-Pt. FG%	1st Half: 0-1 0.0%	2nd Half: 0-4 0.0%	Game: 0.0%	REBOUNDS
F Throw %	1st Half: 9-13 69.2%	2nd Half: 5-7 71.4%	Game: 70.0%	2

HOME TEAM: BRIGHAM YOUNG Cougars 7-1

#	Player	tot-fg		3-pt		rebounds			pf	tp	a	to	blk	s	min			
		fg	fga	fg	fga	ft	fta	of								de	tot	
03	BIGELOW, Mark	f	5	10	2	6	1	2	0	4	4	0	13	0	2	1	0	34
52	JENSEN, Jared	f	1	2	0	0	5	5	1	2	3	4	7	1	1	0	0	22
55	ARAUJO, Rafael	c	4	7	0	2	2	2	1	6	7	4	10	2	2	1	0	31
02	HANSEN, Travis	g	4	11	2	4	3	6	1	3	4	3	13	1	2	1	0	35
24	WOODBERRY, Keving	g	3	5	3	3	3	6	1	2	3	0	12	6	0	0	1	32
04	LEMES, Luiz	l	0	0	0	0	0	0	0	1	1	1	0	0	0	0	0	5
05	SHOFF, Jake	l	1	3	0	0	1	2	1	2	3	2	3	2	2	0	1	17
10	NASHIF, Terry	l	0	1	0	1	0	0	0	1	1	0	0	0	0	0	0	3
14	BOWER, Ricky	l	1	2	0	1	6	6	0	0	0	0	8	1	2	0	1	13
15	ALLEN, John	l	0	0	0	0	0	0	0	0	0	3	0	0	0	0	0	2
32	JEPSSEN, Bart	l	0	0	0	0	0	0	0	0	0	1	0	0	0	0	0	1
40	HOWARD, Dan	l	0	1	0	0	0	0	0	0	0	1	0	0	0	0	0	5
TEAM																		
Totals.....		19	42	7	19	21	29	7	21	28	19	66	13	11	3	3	200	

TOTALFG%	1st Half: 10-23 43.5%	2nd Half: 9-19 47.4%	Game: 45.2%	DEADBALL
3-Pt. FG%	1st Half: 4-12 33.3%	2nd Half: 3-7 42.9%	Game: 36.8%	REBOUNDS
F Throw %	1st Half: 7-10 70.0%	2nd Half: 14-19 73.7%	Game: 72.4%	5

Officials: Tim Gabutero, Mike Giarratno, Bobby McRoy
Technical fouls: Utah State University-None. BRIGHAM YOUNG Cougars-None.

Attendance: 14734

Score by Periods

	1st	2nd	Total
Utah State University	35	21	56
BRIGHAM YOUNG Cougars	31	35	66

Points in the paint-USU 20, BY12. Points off turnovers-USU 16, BY19.
2nd chance points-USU 18, BY6.
Bench points-USU 21, BY 11. Score tied-7 times. Lead changes-9 times.

