



# BRIGHAM YOUNG FOOTBALL



BYU Athletic Communications • 30 SFH • Provo, UT 84602 • (801) 422-8948 • Fax: (801) 422-0633 • www.byucougars.com

## 2004 SCHEDULE/SCOREBOARD

Date	Opponent	Time/Result
Sept. 4	NOTRE DAME	W, 20-17
Sept. 11	at Stanford	L, 10-37
Sept. 18	No. 1 USC	L, 10-42
Sept. 24	at No. 21 Boise State	L, 27-28
Oct. 2	at Colorado State	W, 31-21
Oct. 8	UNLV	L, 20-24
Oct. 16	WYOMING	W, 24-13
Oct. 23	at Air Force	W, 41-24
Nov. 6	SAN DIEGO STATE	W, 49-16
Nov. 13	NEW MEXICO	10 a.m.
Nov. 20	at Utah	TBA

all times local to site

## 2004 QUICK FACTS

Location:	Provo, Utah
Founded:	Oct. 15, 1875
Elevation:	4,553 feet
Enrollment:	32,122
Nickname:	Cougars
Mascot:	Cosmo
Colors:	Dark Blue, White and Tan
Stadium (capacity):	LaVell Edwards Stadium (64,045)
Surface:	Natural Grass
Affiliation:	NCAA Division IA
Conference:	Mountain West
President:	Dr. Cecil O. Samuelson (Utah, '66)
Athletics Director:	TBA
Head Coach:	Gary Crowton (BYU, '83)
Career Record:	48-33 (.592)
Record at BYU:	26-21 (.553)
2003 Record:	4-8
MWC Record:	3-4 (T-4th)
All-Time Record:	455-356-26 (.559)
Letterwinners Returning/Lost:	33/36
Offensive Letterwinners Returning/Lost:	19/16
Defensive Letterwinners Returning/Lost:	13/19
Specialists Returning/Lost:	1/1
Offensive Starters Returning/Lost:	6/5
Defensive Starters Returning/Lost:	4/7

## ATHLETIC COMMUNICATIONS INFO.

Football Contact:	Jeff Reynolds
E-Mail:	jeff_reynolds@byu.edu
Cell:	(801) 372-2080
Asst. Football Contact:	Jon Eyre
E-Mail:	jpe5@email.byu.edu
Cell:	(801) 318-9101
Office Phone:	(801) 422-4909
FAX:	(801) 422-0633
Press Box (media only):	(801) 422-2609

## BYU (5-4, 4-1) vs. New Mexico(5-4, 3-2)

LaVell Edwards Stadium  
Nov. 13, 2004 • Provo, Utah

## SETTING THE GAME

KICKOFF:	10 a.m.
SITE:	LaVell Edwards Stadium (64,045)
TELEVISION (Local):	SportsWest (Tom Kirkland and Blaine Fowler)
LAST TEN	BYU leads, 8-2
LAST FIVE	BYU leads, 4-1
RADIO (Local):	KSL-Radio; 1160 AM (Greg Wrubell, Marc Lyons, Andy Boyce)
INTERNET WEBCAST:	http://www.byucougars.com/football
THE SERIES:	BYU leads 39-13-1
IN PROVO:	BYU leads 20-5
LAST MEETING:	Sept. 13, 2003 (BYU, 10-7)
LAST MEETING IN PROVO	Nov. 16, 2002 (New Mexico, 20-16)

## COUGARS FACE LOBOS IN IMPORTANT MWC MATCH-UP

Following its impressive victory last week against San Diego State, BYU is looking to extend its winning streak to four games when it faces off against New Mexico Saturday Nov. 13 at 10 a.m. The Lobos are coming off of a bye week and are just behind the Cougars in the MWC standings. Last season BYU grinded out a 10-7 victory in Albuquerque. The Cougars jumped out to an early lead behind the running of Rey Brathwaite and the passing of Matt Berry, but an injury to Berry's hand forced the Cougars to play third string quarterback Todd Mortensen the entire second half. As a result BYU's offense sputtered, but BYU's defense made the early lead stand.

## SERIES INFORMATION

The Cougars hold a 39-13-1 advantage over the Lobos in a series dating back to 1951. In that first game New Mexico shut out BYU 34-0 in Albuquerque. The early portion of the series was fairly even, with New Mexico holding a slight 8-6 advantage in 1964 before BYU won 34 of the next 39 meetings including sixteen in a row from 1981 to 1996. The last time the two teams met in Provo, New Mexico defeated BYU 20-16, ending a 14-game losing streak to BYU in Provo. The Lobos are looking to win back-to-back games in Provo for the first time in the history of the series.

## TIES TO NEW MEXICO

Of the 105 players on BYU's roster, none of them are from New Mexico. BYU's players hail from 22 states and three countries. Also, there are no players on New Mexico roster who hail from Utah. Although, none of BYU's players have ties to New Mexico, the Cougars defensive coordinator, Bronco Mendenhall, held that same position with the Lobos from 1998 to 2002 under head coach Rocky Long. The pair also coached together at Oregon State in 1995 when Long was the defensive coordinator and Mendenhall coached defensive line. The two schools also run similar defensive schemes. A scheme that Mendenhall learned while under the tutelage of Long.

## BYU'S RECORD IN THE MWC

After defeating San Diego State, the Cougars record in the MWC improved to 25-15. BYU has won one outright MWC title in football when it posted a 7-0 conference record in 2001, the only perfect conference record in the brief history of the MWC, and has tied for one championship (1999). In all sports, BYU has won an overwhelming number of MWC championships, bringing home 53 out of a possible 95 championship titles.



**BYU COACHING STAFF**

Head Coach . . . . . Gary Crowton  
At BYU . . . . . 26-21 (.553); 4th Season  
Career . . . . . 48-33 (.592)  
Asst. Head Coach (RBs) . . . . . Lance Reynolds  
Defensive Coordinator (Safeties) . Bronco Mendenhall  
Offensive Coordinator (WRs) . . . . . Todd Bradford  
Special Teams Coordinator . . . . . Paul Tidwell  
Offensive Line . . . . . Jeff Grimes  
Linebackers . . . . . Bary Lamb  
Recruiting Coordinator (TEs) . . . . . Mike Empey  
Cornerbacks . . . . . Brian Mitchell  
Defensive Line . . . . . Steve Kafusi  
Strength and Conditioning . . . . . Jay Omer  
Graduate Assistant . . . . . Kevin McGiven  
Graduate Assistant . . . . . Steve McKane

**BYU Support Staff**

Director of Football Operations . . . . . Duane Busby  
Equipment Manager . . . . . Mick Hill  
Head Trainer . . . . . Kevin Morris  
Orthopedic Surgeon . . . . . Dr. Kirt Kimball  
Team Physician . . . . . Dr. Mitch Pratte  
Video Coordinator . . . . . Keith Kearn  
Assistant to Head Coach . . . . . Camie Rassmussen  
Football Secretary . . . . . Shirley Johnson  
Football Secretary . . . . . Roselyn Daley  
Academic Coach . . . . . Jim Hamblin  
Media Relations Director . . . . . Jeff Reynolds  
Asst. Media Relations Director . . . . . Jon Eyre  
Special Events Director . . . . . Larry Duffin  
Ticket Manager . . . . . David Miles  
Director, Photo Services . . . . . Mark Philbrick

**FUTURE NON-CONFERENCE SCHEDULES**

2005: at Notre Dame, Boston College  
2006: at Boston College  
2007: Arizona, at UCLA  
2008: Nevada, at Washington, UCLA, at Arizona  
2009: at Arizona State, Florida State  
2010: Washington, at Florida State  
2011: at Washington, Arizona State



**COMPLETE BROADCAST PLANS**

**TELEVISION:** The game will be broadcast live on SportsWest and can be seen locally on KSL channel 5. Tom Kirkland will be calling the action with Blaine Fowler offering his expert analysis.

**RADIO:** Fans can tune into KSL Radio—the 50,000-watt home of the Cougars—and follow the action with the broadcast team of Greg Wrubell, Marc Lyons and Andy Boyce. The game can also be heard on Dish Network channel 980.

**INTERNET:** A live webcast of the game, which includes play-by-play and up-to-the-minute statistics, can be viewed by logging on to: <http://www.byucougars.com/football>. In addition to the webcast, a live audio stream will be available on the following URL: <http://ksl.com>

**UP OR DOWN**

The following BYU coaches will be working from the sidelines for the Boise State game: Gary Crowton (head coach), Todd Bradford (wide receivers), Bronco Mendenhall (defensive coordinator and safeties), Paul Tidwell (special teams coordinator), Jeff Grimes (offensive line) and Steve Kafusi (defensive line). The remaining assistant coaches, including Lance Reynolds (running backs), Mike Empey (tight ends), Barry Lamb (linebackers) and Brian Mitchell (cornerbacks), will coach from the booth.

**WATCH OUT NOW**

Watch out for some Cougars to pass important milestones during their game against New Mexico this week. Running back Curtis Brown has eclipsed the century mark in rushing yards in the last four games—a feat accomplished by only two other running backs at BYU. If he rushes for one hundred yards against the Lobos he will join former BYU running back and Doak Walker Award winner Luke Staley as the only Cougars to rush for 100 yards in five straight games.

Junior receiver Todd Watkins finished the Air Force game with three receptions for 135 yards, marking his fifth 100-yard game of the season. Watkins needs one more 100-yard game to equal the BYU single-season record, which is currently held by three players (Chris Smith, Andy Boyce and Margin Hooks.) Watkins grabbed a 68-yard reception from John Beck on the Cougars' second play from scrimmage, giving BYU an early 7-0 lead. Watkins also had a 52-yarder in the second half.

Sophomore quarterback John Beck completed 15-of-25 attempts for 313 yards and three touchdowns. In his career, Beck has racked up 2,967 yards and needs just 33 yards to hit the 3,000-yard mark. Beck had a quarterback rating of 204.8 against the Aztecs, marking the highest rating since Brandon Doman posted a rating over 200 against California during the 2001 season.

**PAYNE NAMED RAY GUY AWARD SEMI-FINALIST**

The Greater Augusta Sports Council last week announced BYU punter Matt Payne has been named one of 10 semifinalists for the fifth-annual Ray Guy Award. Payne was selected from a list of 41 initial candidates based upon his overall statistics and contribution to his team. The award is presented annually to the nation's top collegiate punter. One of only seven players in the country who handles punting, field goals, point-after attempts and kickoffs, Payne ranks among the nation's leaders averaging 45.3 yard per punt. He ranks third nationally in net punting, averaging nearly 41.4 yards per punt. Payne, a 6-foot-4, 240-pound senior has been credited with 21 punts downed inside the 20-yard line, including 11 punts downed inside the 10-yard line.

**STREAKS**

BYU has won three straight games for the first time since the 2001 season. The Cougars won 12 straight games that year before eventually falling to Hawaii 72-45. Another important streak that is still alive for the Cougars is Matt Payne's streak of consecutive field goals made between 40-49 yards. Against the Aztecs, Payne broke the NCAA record of 12 set by John Carney from 1984-85 by hitting a 43-yarder with 3:51 remaining in the game. He then extended the streak to 14 with a 42-yarder in the second half. Over his career, Payne has hit on 17 field goals between 40-49 yards, missing only four attempts over four seasons. While Payne kept that streak alive, another streak was ended against the Aztecs. Payne's BYU record for consecutive PAT's was snapped at 67 when the Aztecs blocked one of his PAT attempts.



## AROUND THE MOUNTAIN WEST



### PRESEASON MEDIA POLL

Team	Points
1. Utah (15)	127
2. Colorado State (1)	98
3. San Diego State	87
4. New Mexico	86
5. BYU	54
UNLV	54
7. Air Force	42
8. Wyoming	23

### 2004 LEAGUE STANDINGS

Team	W	L	Pct.
Utah	5	0	1.000
BYU	4	1	.800
Wyoming	3	2	.600
New Mexico	3	2	.600
Air Force	2	3	.400
Colorado State	2	3	.400
UNLV	1	4	.200
San Diego State	0	5	.000

### THIS WEEK

Match-up	Date/Time/TV
New Mexico at BYU	Nov. 13/10 a.m./SportsWest
San Diego State at Air Force	Nov. 13/1 p.m./ERT
Utah at Wyoming	Nov. 13/1 p.m./ABC
UNLV at Colorado State	Nov. 13/TBD/TBD

### LAST WEEK

Match-up	Result
Air Force at Army	Air Force def. Army, 31-22
San Diego State at BYU	BYU def. SDSU, 49-16
Colorado State at Utah	Utah def. CSU, 63-31
Wyoming at UNLV	Wyoming def. UNLV, 53-45

## JOHNNY B. GOODE

The Cougars resurgence the past few weeks can partly be traced back to the improvement of John Beck. Beck has thrown for over 300-yards in four of the past six games, and BYU has posted a 4-2 record in those games. During the Cougars' three-game winning streak, Beck has completed 45 out of 80 passes for 771 yards and seven touchdowns, including a career-high four scores against Air Force. Beck's ability to throw the long ball, he's completed passes of 68, 70 and 82 yards during the streak, have opened the running lanes for BYU's running backs.

## KING OF PAYNE

After nine games, Matt Payne is seventh in the nation in punting with an average of 45.3 yards per kick. He has pinned opponents inside the 20-yardline 21 times. In the third game of the season, Payne booted a career-long and a then MWC record 79-yard punt. Unlike most punters, Payne likes to get into the thick of it during kick coverage. He had two highlight-reel quality hits against Boise State kick returner Chris Carr. On the season, Payne has racked up seven tackles on special teams, including six solo takedowns. Payne is no slouch as a kicker either. The senior from North Ogden, Utah has booted 15 of 18 field goals, including a 12 of 13 from 40-yards or greater. Payne's only miss from beyond 40 yards was a 59-yard attempt that was blocked against San Diego State. Payne promptly picked up the blocked kick and ran 25 yards for a first down. Also against the Aztecs, Payne broke the NCAA record of consecutive field goals from 40-49 yards—a record he tied during the Wyoming game. On the season, Payne has matched his career high of 53-yards twice, against Notre Dame and Air Force. On the season Payne has missed just one extra point, connecting on 25 of 26 attempts. His school-record of 67 consecutive extra points dating back to the 2002 season was snapped against the Aztecs.

## OH AUSTIN BEHAVE

Freshman sensation Austin Collie was credited with three receptions for 95 yards and two touchdowns, including an 82-yard touchdown and a six-yard touchdown reception. Collie set a Mountain West Conference record with his 82-yard reception, marking the longest reception by a freshman in MWC history. Collie leads the Cougars with seven touchdowns. On the season he has 46 receptions for 614 yards. He leads the Cougars in touchdowns and touchdown receptions with seven. Five of his seven touchdowns have been 40-yards or greater. Collie is also second on the Cougars and ninth in the MWC in receiving yards per game, averaging 68.22 yards. He is second among freshman nationally in receiving yards per game and is first among freshman in receptions per game with an average of 5.11 catches per game. Another amazing stat about Collie is that on the season he has been credited with just one dropped pass.

## GOING DEEP

Junior College transfer Todd Watkins has made an immediate impact for the Cougars. He leads the team with 995 receiving yards on 47 receptions and is second on the team in touchdown catches with five. He has caught touchdown passes of 68, 69, 70 and 79 yards on the season, leading Sports Illustrated to dub him the nation's top "deep threat." Watkins is first in the conference and fifth nationally in receiving yards per game with a 110.56 yard average. He, along with freshman Austin Collie, have helped return the Cougars to one of the premier passing schools in the country. BYU currently ranks 10th in the nation in passing, averaging 289.2 yards per game.

## GOOD GRIEF CURTIS BROWN

Despite a slow start, sophomore running back Curtis Brown has picked up the pace in his last five games. Over that stretch Brown has racked up 588 yards, including four straight games over 100 yards. Brown's four straight 100-yard games mark just the third time a Cougar running back has eclipsed the century mark in four consecutive games. On the season Brown has rushed for 691 yards and five touchdowns. Brown accounted for 230 of the Cougars' 416 total yards in the Cougars' 24-13 win over Wyoming. He carried 24 times for 159 yards, threw one time for 40 yards and had three receptions for 31 yards. He also scored one rushing touchdown on a nine-yard run in the fourth quarter to give the Cougars a 17-13 lead with 13:37 remaining in the game. Brown's touchdown run capped a nine-play, 80-yard drive. In the first quarter Brown accounted for 95 of the Cougars' 96 total yards, including 55 yards rushing and 40 yards passing. Brown connected with freshman receiver Austin Collie on a 40-yard touchdown strike to give the Cougars a 7-0. The game marked Brown's second straight 100-yard rushing performance -- the third of his career. He now has five career 100-yard games following his 106 yards against San Diego State. He is averaging a team-leading 76.8 yards per game and is tied for the team lead in rushing touchdowns with five.





## OPPONENT SNAPSHOT

### 2004 OVERALL RECORD

Opponent	W	L	Pct.
Notre Dame	6	3	.667
Stanford	4	5	.444
USC	9	0	1.000
Boise State	8	0	1.000
Colorado State	3	6	.333
UNLV	2	7	.222
Wyoming	6	3	.667
Air Force	4	5	.444
San Diego State	2	7	.222
New Mexico	5	4	.555
Utah	9	0	1.000
Overall	58	40	.591

### ON THE ROAD

Opponent	W	L	Pct.
Notre Dame	3	1	.750
Stanford	1	3	.250
USC*	4	0	1.000
Boise State	2	0	1.000
Colorado State	1	3	.250
UNLV	1	3	.250
Wyoming	1	3	.250
Air Force	2	2	.500
San Diego State	0	5	.000
New Mexico	3	2	.600
Utah	4	0	1.000

\*USC's game vs. Va. Tech was played at a neutral site

### AT HOME

Opponent	W	L	Pct.
Notre Dame	3	2	.600
Stanford	3	2	.600
USC	4	0	1.000
Boise State	6	0	1.000
Colorado State	2	3	.400
UNLV	1	4	.200
Wyoming	5	0	1.000
Air Force	2	3	.400
San Diego State	2	2	.500
New Mexico	2	2	.500
Utah	5	0	1.000

### THIS WEEK

Team	Opponent
Notre Dame	Pittsburgh (Nov. 13)
Stanford	Oregon State (Nov. 13)
USC	Arizona (Nov. 13)
Boise State	at San Jose State (Nov. 13)
Colorado State	UNLV (Nov. 13)
UNLV	at Colorado State (Nov. 13)
Wyoming	Utah (Nov. 13)
Air Force	San Diego State (Nov. 13)
San Diego State	at Air Force (Nov. 13)
New Mexico	at BYU (Nov. 13)
Utah	at Wyoming (Nov. 13)

## COUGARS FACE TOUGH SCHEDULE

BYU was scheduled to play the ninth toughest non conference schedule based on opponents' winning percentage last season. The Cougars non conference schedule included games against Notre Dame, Stanford, co-National Champion and preseason No. 1 USC and Boise State who combined for a 34-16 record in 2003. The overall record of BYU's opponents including Mountain West Conference teams in 2003 was 82-54 (.603). Five of the Cougars' 11 opponents went to a bowl game last year. The teams finished with a 3-2 bowl record, including USC's victory over Michigan in the Rose Bowl that earned the Trojans a share of the National Title. Following the tenth week of the season, BYU's opponents are 58-40 (.591), with their non-conference opponents posting a 27-8 (.771) record through Oct. 30. Below is a list of the toughest non-conference schedules in Division I-A based on opponents' 2003 winning percentage:

Team	Percentage
1. Oregon State	.829
2. Iowa State*	.789
3. Cincinnati	.769
4. SMU	.757
5. Arkansas State	.755
6. Georgia Tech	.730
7. Houston	.718
8. Colorado	.692
9. <b>BYU</b>	<b>.680</b>
10. Arizona	.679

\*Schedule includes games against I-AA opponents

## TALE OF THE TAPE

BYU's projected starting offensive line averages an enormous 6-foot-4 and 312 pounds. They will face an New Mexico defensive line that averages 6-foot-1 and 251 pounds. When the Lobos have the ball, Cougar defensive linemen that average 6-foot-4 and 293 pounds will face a New Mexico front five that are listed at 6-foot-4 and 327 pounds.

## SWEET REVENGE

Since 1999, BYU holds a 7-3 (.700) record in payback games against non conference opponents. Last year the Cougars defeated Georgia Tech in BYU's home opener 24-13 after losing to the Yellow Jackets 28-19 the previous year. This year BYU had payback opportunities on its non-conference schedule. The Cougars defeated Notre Dame 20-17, lost to Stanford 37-10 and lost to USC 42-10. BYU lost its final pay back game in a heart breaker, 28-27. Below is a listing of non conference payback games dating back to 1998, including this year's games:

### 2004 Payback Opportunities

BYU def. Notre Dame, 20-17
Stanford def. BYU, 37-10
USC def. BYU, 42-10
Boise State def. BYU 28-27

### Previous Result

Previous Result	Year
Notre Dame def. BYU, 14-33	2003
Stanford def. BYU, 14-18	2003
USC def. BYU, 13-35	2003
Boise State def. BYU, 12-52	2003

### 2003 Paybacks

BYU def. Georgia Tech, 24-13
------------------------------

### Previous Result

Previous Result	Year
Georgia Tech def. BYU, 19-28	2002

### 2002 Paybacks

BYU def. Hawaii, 35-32
BYU def. Syracuse, 42-21

### Previous Result

Previous Result	Year
Hawaii def. BYU, 45-72	2001
Syracuse def. BYU, 42-14	2000

### 2001 Paybacks

BYU def. Tulane, 70-35
BYU def. Mississippi State, 41-38

### Previous Result

Previous Result	Year
Tulane def. BYU, 27-41	1998
Mississippi State def. BYU, 28-44	2000

### 2000 Paybacks

Florida State def. BYU, 3-29
------------------------------

### Previous Result

Previous Result	Year
Florida State def. BYU, 28-44	1991

### 1999 Paybacks

BYU def. Washington, 35-28
----------------------------

### Previous Result

Previous Result	Year
Washington def. BYU, 10-20	1998





THE COUGARS BY THE NUMBERS

- 35** Number of married players on BYU roster
- 9** Number of children belonging to BYU football players
- 21** Number of conference championships BYU has won in football
- 361** Number of games BYU went without being shutout before a 3-0 loss to Utah in 2003
- 35** Number of football All-Americans who have played at BYU
- 41** Number of All-America citations earned by those 35 players.
- 7** Number of All-American quarterbacks who have suited up for the Cougars
- 53** Length in yards of Matt Payne's career long field goal—the second longest in BYU history
- 4** Number of times a BYU quarterback has won the Davey O'Brien Trophy
- 257** Number of career wins by legendary Cougar coach LaVell Edwards
- 23** Number of Bowl Games BYU has appeared in
- 2** Number of losing seasons in the last 30 years

A FAMILY AFFAIR

Of the 105 players who participated in fall camp, 35 are married. The 35 married players have a total of eight children. Included among the nine children are new additions to Manaia Brown's, Brady Poppinga's and Jason Kukahiko's families. Brown's wife Tupusina gave birth to Manaia Vaega Vaifoa on Aug. 9, while Poppinga's wife Brooke gave birth to their new daughter, Jasmine Rene, on Aug. 12. There will be two more additions to the Cougar family later this fall. Kukahiko's wife Kristin gave birth to the couple's first child Kate Anna on Sept. 7. Defensive back Brett Cooper and his wife, Diana, are expecting their first child in October.

ATHLETIC EXCELLENCE

The Cougars have experienced athletic success on a national level. Since 1970 when BYU captured its first NCAA title, the Cougars have won ten national championships, including four in cross-country and three in men's volleyball since 1997. BYU also won the national championship in football in 1984. BYU has also ranked high in the NACDA Director's cup, an award given to the nation's best athletic program. The Cougars have accumulated seven top-30 rankings in the directors cup since 1996-97. Below is a list of BYU's NCAA championship teams:

TEAM	YEAR
Men's Track	1970
Men's Golf	1981
Football	1984
Women's Cross-Country	1997
Men's Volleyball	1999
Women's Cross-Country	1999
Men's Volleyball	2001
Women's Cross-Country	2001
Women's Cross-Country	2002
Men's Volleyball	2003

WHAT IT ALL MEANS

With Saturday's victory over San Diego State, the Cougars improve to 5-4 overall and 4-1 in league play, while San Diego State drops to 0-5 in the MWC. The Cougars need one more victory to become bowl eligible. The win gives BYU a one-game lead over New Mexico for second place in the MWC standings. With two league games remaining, the Cougars are guaranteed a winning record against league opponents and can do no worse than a 4-3 against MWC opponents. The Cougars and Utes are the only team's in the conference who control their own destiny. If the Cougars win out they will win a share of their third MWC title in football.

OFFENSIVE NOTES

Coming into its game against New Mexico, BYU is currently third in the MWC in total offense and 38th in the nation, averaging just under 400 yards per game. The Cougars lead the MWC and rank 10th in the nation in passing offense with 289.22 yards per game, while they rank 97th in the nation in rushing offense with an average of 110.67 yards per game. BYU will face off against a tough Lobo defense that ranks first in the conference and 27th nationally. New Mexico allows a paltry 322 yards per game. The Lobos are best against the run ranking 17th nationally, allowing just 104.33 yards per game. Against the pass New Mexico is fourth in the conference, allowing 218 yards per game.

DEFENSIVE NOTES

Defensively, BYU ranks fourth in the conference in total defense, giving up 372,78 yards per game. The Cougars boast one of the best run defenses in the conference, giving up just 128.89 yards per game. And they're going to need to be tough against the run as the Lobos have one of the nation's best running backs in DonTrell Moore. Moore averages 104 yards per game to lead a New Mexico attack that averages 168.56 yards. Against the pass the Cougars rank last in the MWC, giving up 243.89 yards a game. BYU will face off against a New Mexico offense that averages a MWC-worst 115.44 yards per game.

OFFENSIVE EXPLOSION

The Cougars offense has resembled some of the potent offensive attacks in school history over the last two games exploding for 41 and 49 points and 527 and 526 yards respectively. This marks the most points a Cougar team has scored in back-to-back games since they put up 56 against Colorado State and 41 against Wyoming in 2001.



## OPPONENT MEDIA RELATIONS INFO



**NOTRE DAME**  
 Media Relations Contact ..... John Heisler  
 Phone ..... (574) 631-7516  
 E-mail ..... heisler.1@nd.edu



**STANFORD**  
 Media Relations Contact ..... Gary Migdol  
 Phone ..... (650) 725-4418  
 E-mail ..... gmigdol@leland.stanford.edu



**USC**  
 Media Relations Contact ..... Tim Tesselone  
 Phone ..... (213) 740-8480  
 E-mail ..... tessalon@usc.edu



**BOISE STATE**  
 Media Relations Contact ..... Max Corbet  
 Phone ..... (208) 426-1515  
 E-mail ..... mcorbet@boisestate.edu



**COLORADO STATE**  
 Media Relations Contact ..... Gary Ozello  
 Phone ..... (970) 491-0628  
 E-mail ..... ramsid@lamar.colostate.edu



**UNLV**  
 Media Relations Contact ..... Mark Wallington  
 Phone ..... (702) 896-5227  
 E-mail ..... mwallington@cmail.nevada.edu



**WYOMING**  
 Media Relations Contact ..... Kevin McKinney  
 Phone ..... (307) 766-2256  
 E-mail ..... wyosid@uwyo.edu



**AIR FORCE**  
 Media Relations Contact ..... Troy Garnhart  
 Phone ..... (719) 333-9263  
 E-mail ..... troy.garnhart@usafa.af.mil



**SAN DIEGO STATE**  
 Media Relations Contact ..... Kevin Klintworth  
 Phone ..... (619) 594-5547/3023  
 E-mail ..... kklintwo@mail.sdsu.edu



**NEW MEXICO**  
 Media Relations Contact ..... Greg Remington  
 Phone ..... (505) 925-5520  
 E-mail ..... gregrem@unm.edu




**UTAH**  
 Media Relations Contact ..... Liz Abel  
 Phone ..... (801) 581-3511  
 E-mail ..... label@huntsman.utah.edu




## GRIDDERS GET NEW, COMFORTABLE UNIFORMS


In an effort to provide the BYU football team different uniform combinations for both home and road games, BYU and Nike have been hard at work to produce a new look for the 2004 football season. The new uniforms feature traditional stripes over the shoulder pads and include subtle design changes that will allow the team to wear different combinations at home and on the road. The Cougars will now have the option of wearing all blue uniforms at home or a blue jersey with white pants. When playing on the road, the team will have the option of wearing an all white uniform or a white jersey with blue pants. In a process that has taken more than 18 months, BYU Equipment Manager Mick Hill said the new uniforms feature a style that will be more form fitting and comfortable for the players to wear. In addition, the new uniforms are made with a light-weight material that will prevent the uniform from becoming weighted down with perspiration or water.



Home #1



Home #2



Road #1



Road #2

## 1984 NATIONAL CHAMPIONSHIP HONORED AT FIRST HOME GAME



Marking the 20th anniversary of the Cougars' 1984 National Championship the team was this year's sole induction into the BYU Athletic Hall of Fame. The induction ceremony took place Friday evening, Sept. 3, at the Wilkinson Center Ballroom. The team was honored the next day at Lavell Edwards Stadium during the BYU-Notre Dame game in pre-game and halftime ceremonies. Only two other Cougar teams have been inducted into the Hall of Fame: the 1951 NIT Championship Basketball team and the 1966 NIT Championship Basketball team. Cosmo, the Cougarettes and the BYU Marching Band played a part in the game-day festivities. There was also be an informal golf tournament Friday afternoon where some of the players participated as celebrity guests. In addition to the celebration in the stadium, a lithograph has been commissioned in honor of

the '84 team. 1,984 numbered lithographs will be available for purchase. The artwork will feature individually autographed pictures of the 24 starters, including Vai Sikahema and Lee Johnson, along with a team picture and a picture of coach LaVell Edwards.

Familiar players like Glen Kozlowski, Vai Sikahema, Lee Johnson, Mark Bellini and Kelly Smith put Provo on the map in the world of college football. All-Americans like Robbie Bosco, Kyle Morrell, David Mills, Leon White and Marv Allen helped make the team a threat on both sides of the ball. In total, 15 players from the 1984 squad were drafted by 12 different NFL teams. Now, these players—hopefully all 120 of them—will be returning to LaVell Edwards Stadium to be recognized by their alma mater on the 20th anniversary of their epic season. After a perfect 12-0 season, the Cougars went on to defeat Michigan in the Holiday Bowl at Jack Murphy Stadium. Robbie Bosco's heroic return from an early, second-quarter knee injury, along with a circus catch from Kelly Smith, was only part of the 13-game saga. Many fans remember the famous goal-line stand against Hawaii where Kyle Morrell soared over the offensive line to sack the Warrior quarterback and in the process kept their season unblemished.

## ELECTION YEAR RECORD

Since 1972, BYU has posted an 83-28 (.748) record during election years, including 2004. Some of BYU's most significant moments on the gridiron have occurred while republicans and democrats are fighting for a seat in the oval office. During the 1972 presidential election, LaVell Edwards took over as BYU's head coach. In 1976, BYU was invited to its first bowl game, the Fiesta Bowl against Oklahoma State. The 1980 presidential election year brought the Cougars their first bowl victory and a 12-1 record. BYU won the national championship in 1984, and in 1996, the Cougars posted 14 victories and earned their first trip to a New Year's Day bowl game.



## WEEKLY SCHEDULE

**Monday:** Coach Crowton will hold a weekly 30-minute press conference each Monday throughout the season, beginning at 3 p.m. The press conference will be located in the main conference room on the third floor of the new Student Athlete Building.

- Crowton's Monday afternoon press conference can also be accessed via conference call. (There will be a press conference on Monday, Sept. 6, but there will not be a teleconference connection.) — see detailed instructions at right.
- A transcript of the Monday press conference will be available Monday evening at <http://www.byucougars.com>.
- All Monday practices will be closed to the media
- No player, assistant coach interviews

**Tuesday:** Coach Crowton will be available for interviews via the Mountain West Conference Football Teleconference. Crowton will be available from 10:42 a.m. until 10:52 a.m. Media may dial (801) 303-7410 to access the teleconference. A replay of the weekly teleconference is available at (402) 220-0148. A transcript will also be published Tuesday afternoon on the league's website at <http://www.themwc.com>.

- Practice 3:45 p.m. — 5:45 p.m.
- Player, coaching staff interviews prior to practice
- Interview requests for Tuesday's pre-practice interviews must be submitted before 10 a.m. Tuesday morning.
- Interviews will begin promptly at 3:25 p.m. and will end at 3:45 p.m.
- Photographers and videographers may shoot only the first 15 minutes of practice.

**Wednesday:** Legends Grille BYU Football Media Luncheon

• Food will be served beginning at 11:30 a.m. on the second floor at Legends Grille (located on the southeast corner of the new Student Athlete Building.)

- The press conference will begin promptly at noon.
- Coach Crowton will address media from noon until 12:30 p.m. Crowton will be available for brief one-on-one interviews from 12:30 p.m. until 1 p.m.
- Selected players and assistant coaches will be available for brief interviews from noon until 1 p.m.
- A transcript of the Wednesday's media luncheon will be available Wednesday evening at <http://www.BYUCougars.com>.

- Practice 3:45 p.m. — 5:45 p.m.
- Player, coaching staff interviews prior to practice
- Interview requests for Wednesday's pre-practice interviews must be submitted before 10 a.m. Wednesday morning.
- Interviews will begin promptly at 3:25 p.m. and will end at 3:45 p.m.
- Photographers and videographers may shoot only the first 15 minutes of practice.

**Thursday:** Coach Crowton will be available for 10 minutes prior to Thursday's practice. He will be available from 3:25 p.m. until 3:35 p.m.

- Following the first 15 minutes of practice, Thursday's practice will be closed to the media.



## MEDIA AVAILABILITY

Media access to practice, as well as player and coaching staff interviews will follow in-season protocol. Listed in the column to the left will be the typical weekly schedule for attending practice and interviewing players and coaches. Should you have any questions, please feel free to contact Jeff Reynolds. Below are instructions on how to access Monday's teleconference

MWC Teleconference instructions

1. Dial 1-800-282-9233 and follow the voice prompt.
2. At the voice prompt, press the conference code 7877053 and the # key.
3. You will be connected to the conference if your conference code is correct. Otherwise, you will be transferred to a conference operator for assistance.
4. Press \* and 0 for the assistance of a conference operator during the conference.
5. If you are disconnected for any reason, you can dial 1-800-282-9233 and conference code 7877053 to continue with your conference or call the Conference Center at 1-800-574-3456 for further assistance.

## WEEKLY MEDIA LUNCHEON WEDNESDAYS AT LEGENDS GRILLE

Head coach Gary Crowton, assistant coaches and selected players will participate in the weekly football media luncheon. The weekly event will be held on Wednesdays throughout the season, beginning at noon on the second floor of Legends Grille in the new Student Athlete Building. Lunch will be served at 11:30 a.m. and the press conference will begin promptly at 12 p.m. The first luncheon is scheduled for Wednesday, Sept. 1.

## SATELLITE FEED AVAILABLE FOR MEDIA

The Mountain West Conference will provide a weekly satellite feed during the 2004 football season. The feed will include team-by-team highlights from the previous week's games and coach/player interviews. The satellite feed will run every Wednesday from 3 p.m. until 3:30 p.m. (MT) for 11 consecutive weeks, starting Sept. 8 and ending Nov. 17. The feed will be available on Galaxy 11, Transponder K12 analog and Downlink 11942 mhz v. For additional information, contact Lanier Korsmeyer of Link Up Communications. He can be reached at (414) 453-8785 or toll free at (866) 435-8008.

## MWC TELECONFERENCE SET FOR TUESDAYS

The Mountain West Conference will hold a weekly teleconference every Tuesday. BYU head coach Gary Crowton will be on the teleconference starting at 10:42 a.m. Members of the media can access the conference by dialing (801) 303-7410. A complete replay of the teleconference will be available at (402) 220-0148. Audio clips from each head coach and Commissioner Craig Thompson are available at [www.themwc.com](http://www.themwc.com) each Tuesday by 3 p.m.

## A+, A SYMBOL OF EXCELLENCE



Throughout the 2004 season, the Cougars will wear an "A+" symbol on their helmets as a constant reminder of the team's quest for excellence in all areas, including sportsmanship. In addition, in an effort to remind all student athletes and fans, the "A+" symbol will be displayed prominently at all athletic venues. Specifically, the logo is to remind student athletes and fans to always be friendly, always be heard, always be considerate, always be safe and always be true blue.

## FIVE OF FIRST SIX GAMES ON NATIONAL TELEVISION

The Cougars will play in five nationally televised games during the 2004 season. BYU opened the season on Saturday, Sept. 4 against Notre Dame on ESPN, marking the 10th straight season the Cougars have opened the season playing on either ESPN, ESPN2 or ABC. On Sept. 11, BYU will participate in the first Division I-A football game broadcast on CSTV. The Cougars will host defending National Champion USC on Sept. 18 in a nationally broadcast game on ESPN, beginning at 8 p.m. (MT). The following week, BYU will travel to Boise State for a second straight nationally televised game on ESPN. On Oct. 8, the Cougars will host UNLV for a prime time, MWC match-up on ESPN2.



Head Coach Gary Crowton

Gary Crowton, entering his fourth season as the head coach at BYU, has guided the Cougars to a 21-17 record since arriving in Provo. This season Crowton will lead the Cougars against top teams such as Notre Dame, Stanford, USC and Boise State, as well as a tough league schedule.

In December 2000, Crowton took over a BYU program that had been under the direction of college football's sixth all-time winningest coach, LaVell Edwards, who posted a record of 257-101-3 (.716) over 29 seasons.

In his first season as head coach at BYU, Crowton constructed the nation's top-rated offense, posting a

12-2 record, including 10 straight victories to start his BYU career. For his efforts, he was named the MWC Coach of the Year as the Cougars won their first-ever, outright MWC championship.

Crowton, 47, came to BYU with a long and proven list of coaching accomplishments. Prior to serving as the offensive coordinator with the NFL's Chicago Bears, where his offense ranked third in the NFL in passing yardage during the 1999 season, Crowton was head coach at Louisiana Tech from 1996-1998. There he guided the Bulldogs to a 21-13 (.618) record over three seasons, including a 9-2 mark in 1997.

Competing as an independent for three straight years, Louisiana Tech recorded wins over the likes of Mississippi State, Cal and Alabama. Using its Crowton-designed, high-powered offense, the program also recorded impressive wins by scoring 50 or more points against eight different opponents, including games of 60 or more points in five different games. Crowton's offense ranked third in the nation, both in passing and total offense, while the Bulldogs racked up 12,746 yards passing in three years, an average of 4,249 yards per season. The prolific Tech offense also produced 115 touchdown receptions, averaging 38.3 TDs per season.

Under Crowton, NFL first-round draft pick Troy Edwards recorded a Tech-record 280 receptions and 4,352 yards receiving. Over a span of 34 games, Crowton's offense at Louisiana Tech engineered 22 different 300-yard passing games, including school-record 10, 300-yard outings during the 1998 season. In 1998, Crowton's final season at Louisiana Tech, the Bulldogs combined for a school record 4,943 yards passing.

Crowton's coaching career actually began in 1982 as a student assistant under Edwards at BYU. While at BYU, he worked with current Seattle Seahawks head coach Mike Holmgren and future NFL Hall of Famer Steve Young. From BYU, Crowton moved on to Snow College in Ephraim, Utah, where he coached from 1983-86. While at Snow College, Crowton moved from defensive backs coach to offensive coordinator. Under his offensive leadership, the Badgers won the National Junior College Athletic Association National Championship in 1985.

From Snow College, Crowton moved to Western Illinois, where he directed the Leathernecks' passing game for a single season. In 1988, Crowton was hired as the offensive coordinator at New Hampshire, where the Wildcats were the top-rated passing team in the Yankee Conference from 1988-90.

In 1991, Crowton was hired as the quarterback coach at Boston College under head coach Tom Coughlin. There he helped develop quarterback Glenn Foley as a candidate for the Heisman Trophy. After three successful seasons with the Eagles, Crowton was hired as the co-offensive coordinator at Georgia Tech, where his offense led the Yellow Jackets to a No. 21 national ranking in his first and only season in Atlanta. In 1995, Crowton was hired as the offensive coordinator at Louisiana Tech, where he would become the head coach the following season.

Crowton was an all-league quarterback at Orem High School before earning All-American honors at Snow College. Crowton transferred to Colorado State, where he finished his career. Following an LDS Church mission to South Korea, Crowton attended Idaho State, where he ran track for the Bengals. After returning to BYU in 1982, Crowton earned his bachelor's degree in physical education in 1983.

Crowton, who is the first-ever head football coach at BYU to serve an LDS Church mission, is married to the former Maren Peterson of Bountiful, Utah. The couple was married on August 3, 1985. The Crowtons have seven children, Dane (18), Tara (16), Jenessa (13), Quinn (10), Mikauli (8) Toriana (4) and Macloud (2).

## THE CROWTON FILE

### Year-by-Year

Student Assistant Coach	BYU, 1982
Assistant Coach (Defensive Backs)	Snow College, 1983
Offensive Coordinator	Snow College, 1984
Offensive Coordinator	Snow College, 1985
Offensive Coordinator	Snow College, 1986
Passing Coordinator	Western Illinois, 1987
Offensive Coordinator	New Hampshire, 1988
Offensive Coordinator	New Hampshire, 1989
Offensive Coordinator	New Hampshire, 1990
Assistant Coach (Quarterbacks)	Boston College, 1991
Assistant Coach (Quarterbacks)	Boston College, 1992
Assistant Coach (Quarterbacks)	Boston College, 1993
Co-offensive Coordinator	Georgia Tech, 1994
Offensive Coordinator	Louisiana Tech, 1995
Head Coach	Louisiana Tech, 1996 (6-5)
Head Coach	Louisiana Tech, 1997 (9-2)
Head Coach	Louisiana Tech, 1998 (7-5)
Offensive Coordinator	Chicago Bears, 1999
Offensive Coordinator	Chicago Bears, 2000
Head Coach	Brigham Young, 2001 (12-2)
Head Coach	Brigham Young, 2002 (5-7)
Head Coach	Brigham Young, 2003 (4-8)
Head Coach	Brigham Young, 2004 (5-4)

### Coaching Record

Louisiana Tech, 1996	6-5
Louisiana Tech, 1997	9-2
Louisiana Tech, 1998	7-5
Brigham Young, 2001	12-2
Brigham Young, 2002	5-7
Brigham Young, 2003	4-8
Brigham Young, 2004	5-4
Total	48-33 (.592)





ON THE AIR



The exclusive radio home of BYU Football and flagship of the Cougar Sports Network is 50,000-watt KSL Newsradio 1160 in Salt Lake City. The "Voice of the Cougars" is Greg Wrubell, now in his 4th season as play-by-play commentator. A BYU alum, Wrubell joined the broadcast crew in 1992 as

the sideline/lockerroom reporter. He began calling BYU basketball games in 1996.

Wrubell also hosts the weekly "Gary Crowton Show" Wednesday's at 6 p.m. and "Coordinators' Corner" with Lance Reynolds and Bronco Mendenhall live from Tucano's Thursday's at 6 p.m.

Joining Wrubell is game analyst and former BYU quarterback Marc Lyons. Lyons is a 23-year veteran of Cougar football broadcasts and contributes to KSL's extensive midweek and game day coverage with Andy Boyce reporting from the sidelines

Chief Engineer John Dehnel returns for his 19th season, while veteran statistician Ralph Sokolowsky and spotter Doug Martin complete the lineup in the booth.

KSL's game day coverage begins two hours prior to kickoff with the "Cougar Countdown Show." The "Cougar Pregame Scoreboard Show" starts the broadcast's second hour, with the "Cougar Pregame Coach's Show" 35 minutes prior to kickoff, followed by the "Cougar Kickoff Show."

After the game, KSL presents the "Cougar Postgame Scoreboard Show," followed by the "Cougar Lockerroom Show," "Cougar Postgame Coach's Show," "IFA Country Store Replay," and "Cougar Call-In Show."

In week programming includes, "Coach's Corner with Gary Crowton and Greg Wrubell" Mondays and Thursdays at 8:45 a.m. and "Cougar Matchup" Thursdays and Fridays at 8:15 a.m. and 4:15p.m. and Saturdays at 6:5 5a.m.

Stations on KSL's Cougar Sports Network include:

- KSL-AM - Salt Lake City, UT
KDXU-AM - St. George, UT
KMGR- FM - Delta, UT
KSLJ-AM - Idaho Falls, Blackfoot & Pocatello, ID
KSSL-AM-Idaho Falls, Blackfoot & Pocatello, ID

Games can also be heard on ksl.com, byuradio.org and on BYU Radio on channel 980 of Dish Network.



EDWARDS SELECTED TO HALL OF FAME



The National Football Foundation and College Hall of Fame has announced the 2004 College Football Hall of Fame Division I-A Class. Former BYU head football coach LaVell Edwards is among the list of 14 inductees to this year's class. A coaching icon, whose success and longevity are paralleled by few, Edwards guided BYU to heights never before reached in the program's history. Edwards posted a record of 257-101-3 (.716) over a span of 29 seasons at BYU. From 1972 until his retirement following the 2000 season, Edwards roamed the sidelines at BYU—a tenure that ranks fifth all-time among coaches at one school. In 21 of those 29 seasons, the Cougars claimed the league title. Guiding BYU to 22 bowl game appearances, including a streak of 17 straight bowl appearances, Edwards reached the pinnacle of coaching success in 1984 by winning the National Championship. His 257 wins rank him sixth in NCAA Division I-A history, and he has more victories than every other coach in BYU history combined. At the helm, Edwards compiled a program best .716 win percentage, coached one Heisman Trophy winner, two Outland Trophy recipients, four Davey O'Brien award winners and 32 All-Americans—not to mention countless players who went on to professional careers in the NFL. BYU's success didn't come without personal reward for Edwards either. He was named NCAA District 8 Coach of the Year eight times, the Bobby Dodd National Coach of the Year in 1979 and AFCA National Coach of the Year in 1985. Named the State of Utah's Coach of the Century, Edwards is a member of the State of Utah Sports Hall of Fame. Edwards becomes the fifth person affiliated with BYU football to be inducted in to the College Football Hall of Fame. It is no surprise that the four BYU players who are currently enshrined in the Hall of Fame often credit Edwards for their success. BYU's other College Football Hall of Famers include Steve Young (Class of 2001), Jim McMahon (Class of 1998), Marc Wilson (Class of 1996), Gifford Nielsen (Class of 1994). Edwards, who will turn 74 in October, recently returned from an LDS Church mission to New York City. Along with his wife, Patti, the Edwards' served as public affairs missionaries for The Church of Jesus Christ of Latter-day Saints in the Northeastern United States, as well as Eastern Canada. The Edwards have been married for nearly 53 years and have three children, Ann, John and Jim. The Edwards have 14 grandchildren.

RECORD WATCH

After kicking two field goals and two extra points against Notre Dame, senior kicker Matt Payne moved past Jamal Willis and Kurt Gunther into third place on BYU's all-time scoring list. One of Payne's field goals was a 53-yarder that matched his career-high that was set in 2003 against USC. In the history of Cougar football there have only been five kicks of 52 yards or more. Matt Payne has three of those kicks. During his sophomore and junior campaigns, he led the team in scoring. After scoring 11 points against Air Force, Payne passed Luke Staley to become the Cougars second leading scorer of all-time. Safety Aaron Francisco currently has 318 career tackles. He trails former Cougar and current Indianapolis Colts linebacker Rob Morris by 27 tackles for ninth place on BYU's all-time career tackle list. Below are the top scorers and top tacklers in Cougar history:

Table with 4 columns: Name, Career Points, Name, Career Tackles. Lists top scorers and tacklers.

THE FEW, THE PROUD, THE PUNTERS/KICKERS

Matt Payne is one of just seven players in the country who punts, handles kickoff duties and kicks extra-point and field goals. The others are Andrew Wellock (Eastern Michigan), Dustin Bell (Houston), Ian O'Connor (Marshall), Mike Barrow (Idaho), John Deraney (N.C. State) and D.J. Fitzpatrick (Notre Dame).



## RED ZONE STATISTICS

Below are the Cougars' offensive and defensive red zone statistics for the 2004 season:

Red Zone Offense	RZ	Pct.	TD	R/P	FG	Fumb	Int.	Downs	Other
Notre Dame	1-1	1.000	1	1/0	0-0	0	0	0	0
Stanford	2-3	.667	1	1/0	1-1	0	0	1	0
USC	1-1	1.000	0	0/0	1-1	0	0	0	0
Boise State	3-4	.750	1	1/0	2-3	0	0	0	1
Colorado State	3-5	.600	3	3/0	0-0	0	1	1	0
UNLV	1-3	.333	1	0/1	0-1	1	0	0	1
Wyoming	2-2	1.000	2	2/0	0-0	0	0	0	0
Air Force	4-4	1.000	3	0/3	1-1	0	0	0	0
San Diego State	4-4	1.000	4	3/1	0-0	0	0	0	0
Totals	21-27	.778	15	11/5	5-7	1	1	2	2

Red Zone Defense	RZ	Pct.	TD	R/P	FG	Fumb	Int.	Downs	Other
Notre Dame	1-1	1.000	0	0/0	1-1	0	0	0	0
Stanford	3-4	.750	1	0/1	2-3	0	0	0	1
USC	3-5	.600	3	2/1	0-1	0	0	0	1
Boise State	3-4	.750	2	1/1	1-1	0	0	1	0
Colorado State	3-3	1.000	3	2/1	0-0	0	0	0	0
UNLV	3-3	1.000	2	2/0	1-1	0	0	0	0
Wyoming	0-1	.000	0	0/0	0-0	0	1	0	0
Air Force	1-1	1.000	1	1/0	0-0	0	0	0	0
San Diego State	3-5	.600	2	1/1	1-2	0	0	1	0
Totals	20-27	.741	14	9/5	6-9	1	1	2	2

## PARTICIPATION

Player	ND	Stan	USC	BSU	CSU	UNLV	WYO	AF
AH YOU, Matt			X		X		X	LB
ALLEN, Matt					X	X	X	X
ALBA, Micha	X	X	X		X	LC	LC	LC
BATES, Dan	X					X	X	X
BAUMAN, Matt	X	X	X	X	X	X		RLB
BECK, Jason		X						
BECK, John	QB	X	QB	QB	QB	QB	QB	QB
BECK, Ryan							X	X
BERRY, Matt	X	QB						X
BROWN, Curtis	X	RB	X	X	X	X	RB	RB
BROWN, Jackson		X						
BROWN, Maniaia	LE	LE	LE	X	X	LE	LE	LE
BUCHANAN, Kayle	X	X	X	X	X	X	X	X
BURBIDGE, Jon	RK	RK	RK	RK	RK	RK	RK	RK
CARLSON, Justin	X	X	X	RE	RE	X	X	X
COATS, Dan	TE	TE	TE	TE	TE	TE	TE	TE
COLLIE, Austin	WR	X	WR	WR	WR	WR	WR	WR
COLLIE, Zac							X	X
COOPER, Brett	X		X	X	X	X	X	X
DENNEY, John	X	X	RE	RE	RE	RE	RE	RE
FEULA, Vince	X	X	X	X	NT	NT	NT	X
FRANCISCO, Ao.	CGR	CGR	CGR	CGR	CGR	CGR	CGR	CGR
GABRIEL, Dustin	X	X	X	X	X	X	X	X
GILLESPIE, Jer.	X	TE	X	X			X	X
GOOCH, Quinn	X	X	X	X	X	X	X	X
HALE, Chris	X	X	WR	X	X	X	X	X
HARLINE, Jonny		X	X					
HALL, Nathan		X						
HARRIS, Antwoun	X	X	X	X	X	X	X	X
HEANEY, Brandon	RC	RC	RC	RC	RC	RC	RC	RC
HOWELL, O'Neil		X	X	X	X	X	X	X
HUDSON, Ray				X			X	X
JENSEN, Cameron	MLB	MLB	MLB	MLB	MLB	MLB	MLB	MLB
KEELE, Eddie	LT	X	LT	X	X	X	X	X
KUKAHIKO, Jason	WR	X	X	X	X	X	X	X
KURESA, Jake	RT	RT	RT	RT	RT	RT	RT	RT
LOVELY, Gary	X	X	X	X	X	X	X	X
LUETTGERODT, J.	X	X	RLB	RLB	RLB	RLB	X	X
MAHUIKA, Bryce	X	X	X	X	X	X	X	X
MARQUARDT, D.	X	X	X	NT			X	NT
MARQUARDT, M.	X	X	X	X	X		X	X
NEHRING, Richard		X						
MCGIVEN, Gary	X							X
NUA, Shuan	RE	RE	X	X	X	X	X	X
PAONGO, Hala	NT	NT	NT	X	X	X	X	X
PAYNE, Matt	X	X	X	X	X	X	X	X
PEAUA, Maa	X	X	X	FB	X	X	X	X
PITTA, Dennis	X	TE	X	X	TE	TE	TE	TE
POPPINGA, Brady	LLB	LLB	LLB	LLB	LLB	LLB	LLB	LLB
RASHADA, Ibrahim	X	X	X	X	X	X		
REYNOLDS, Lance	C	C	C	C	C	C	C	C
SANDERS, Brian	LG	LG	LG	LG	LG	LG	LG	LG
SOELBERG, Nate	LC	LC	LC	LC	LC	X	X	RC
STAFFIERI, Mar.	RLB	RLB	X	X	X	X	X	X
TAFUNA, David	X	X	X	X		X	X	X
TAHI, Fahu	RB	X	RB	RB	RB	RB	X	X
TIDWELL, Scott		X						
VINCENT, Hanale	X	X	X		X	X	X	X
WATKINS, Todd	WR	WR	WR	WR	WR	WR	WR	WR
WEBER, Riley	X	X	X	X	X	X	X	X
WHITE, Spencer	LK	LK	LK	LK	LK	LK	LK	X
WILKERSON, Rod	X	X	X	X	X	X	X	X
WILLIAMS, Justin	X	X						
WILLING, RJ	X	LT	X	LT	LT	LT	LT	LT
YOUNG, Scott	RG	RG	RG	RG	RG	RG	RG	RG

Starters listed by position  
 X - Represents non-starting participant



## GAME-BY-GAME STARTERS

### OFFENSE

Game	WR	WR	WR	TE	LT	LG	C	RG	RT	QB	RB
Notre Dame	Watkins	Collie	Kukahiko	Coats	Keele	Sanders	Reynolds	Young	Kuresa	Jo. Beck	Tahi
Stanford	Watkins	Pitta-TE	Gillespie-TE	Coats	Willing	Sanders	Reynolds	Young	Kuresa	Berry	Brown
USC	Watkins	Hale	Collie	Coats	Keele	Sanders	Reynolds	Young	Kuresa	Jo. Beck	Tahi
BSU	Watkins	Collie	Peaua-FB	Coats	Willing	Sanders	Reynolds	Young	Kuresa	Jo. Beck	Tahi
CSU	Watkins	Collie	Pitta-TE	Coats	Willing	Sanders	Reynolds	Young	Kuresa	Jo. Beck	Tahi
UNLV	Watkins	Collie	Pitta-TE	Coats	Willing	Sanders	Reynolds	Young	Kuresa	Jo. Beck	Tahi
Wyoming	Watkins	Collie	Pitta-TE	Coats	Willing	Sanders	Reynolds	Young	Kuresa	Jo. Beck	Brown
Air Force	Watkins	Collie	Pitta	Coats	Willing	Sanders	Reynolds	Young	Kuresa	Jo. Beck	Brown

### DEFENSE

Game	LE	NT	RE	LLB	MLB	RLB	LK	CGR	RK	LC	RC
Notre Dame	M. Brown	Paongo	Nua	Poppinga	Jensen	Staffieri	White	Francisco	Burbidge	Soelberg	Heaney
Stanford	M. Brown	Paongo	Nua	Poppinga	Jensen	Staffieri	White	Francisco	Burbidge	Soelberg	Heaney
USC	M. Brown	Paongo	Denney	Poppinga	Jensen	Luetzgerodt	White	Francisco	Burbidge	Soelberg	Heaney
BSU	Carlson	D.Marquardt	Denney	Poppinga	Jensen	Luetzgerodt	White	Francisco	Burbidge	Soelberg	Heaney
CSU	Carlson	Feula	Denney	Poppinga	Jensen	Luetzgerodt	White	Francisco	Burbidge	Soelberg	Heaney
UNLV	M. Brown	Feula	Denney	Poppinga	Jensen	Luetzgerodt	White	Francisco	Burbidge	Alba	Heaney
Wyoming	M. Brown	Feula	Denney	Poppinga	Jensen	Bauman	White	Francisco	Burbidge	Alba	Heaney
Air Force	M. Brown	D. Marquardt	Denney	Poppinga	Jensen	Bauman	Ah You (LB)	Francisco	Burbidge	Soelberg	Alba



## GAME 1

### Notre Dame at BYU

LaVell Edwards Stadium • Provo, Utah

Score by Quarters	1	2	3	4	Score	
Notre Dame	0	3	7	7	17	Record: (0-1)
Brigham Young	10	3	7	0	20	Record: (1-0)

#### Scoring Summary:

1st 09:47 BYU - TAHI, Naufahu 5 yd run (PAYNE, Matt kick), 6-75 1:58, ND 0 - BYU 7  
 01:31 BYU - PAYNE, Matt 44 yd field goal, 8-29 3:24, ND 0 - BYU 10  
 2nd 01:34 BYU - PAYNE, Matt 53 yd field goal, 4--4 2:04, ND 0 - BYU 13  
 00:00 ND - Fitzpatrick, D. 21 yd field goal, 10-77 1:34, ND 3 - BYU 13  
 3rd 07:47 BYU - COLLIE, Austin 42 yd pass from BERRY, Matt (PAYNE, Matt kick), 4-62 1:27, ND 3 - BYU 20  
 04:24 ND - McKnight, R. 54 yd pass from Quinn, B. (Fitzpatrick, D. kick), 1-54 0:13, ND 10 - BYU 20  
 4th 08:19 ND - Jackson, P. 38 yd interception return (Fitzpatrick, D. kick), , ND 17 - BYU 20

	ND	BYU
FIRST DOWNS	15	13
RUSHES-YARDS (NET)	21-11	35-22
PASSING YDS (NET)	265	263
Passes Att-Comp-Int.	47-26-0	33-22-1
TOTAL OFFENSE PLAYS-YARDS.	68-276	68-285
Fumble Returns-Yards	0-0	0-0
Punt Returns-Yards	2-11	3-26
Kickoff Returns-Yards	1-40	3-37
Interception Returns-Yards	1-38	0-0
Punts (Number-Avg)	11-40.8	9-46.8
Fumbles-Lost	2-1	3-1
Penalties-Yards	7-55	9-74
Possession Time.	26:28	33:32
Third-Down Conversions	3 of 16	7 of 19
Fourth-Down Conversions	1 of 2	0 of 0
Red-Zone Scores-Chances	1-1	1-1
Sacks By: Number-Yards	4-31	3-22

RUSHING: Notre Dame-Wilson, M. 9-22; Thomas, T. 6-2; Powers-Neal, R. 1-0; Quinn, B. 5-minus 13. Brigham Young-TAHI, Naufahu 12-31; BROWN, Curtis 12-15; BECK, John 3-12; TM 2-minus 2; COLLIE, Austin 1-minus 3; BERRY, Matt 5-minus 31.

PASSING: Notre Dame-Quinn, B. 26-47-0-265. Brigham Young-BERRY, Matt 15-23-1-167; BECK, John 7-10-0-96.

RECEIVING: Notre Dame-McKnight, R. 8-92; Fasano, A. 4-60; Powers-Neal, R. 4-24; Freeman, M. 3-28; Stovall, M. 3-23; Thomas, T. 2-28; Jenkins, J. 2-10. Brigham Young-WATKINS, Todd 5-115; BROWN, Curtis 5-15; COLLIE, Austin 3-54; TAHI, Naufahu 3-31; COATS, David 2-32; KUKAHIKO, Jason 2-14; PITTA, Dennis 1-4; HALE, Chris 1-minus 2.

INTERCEPTIONS: Notre Dame-Jackson, P. 1-38. Brigham Young-None.

FUMBLES: Notre Dame-Thomas, T. 2-1. Brigham Young-TAHI, Naufahu 2-1; BERRY, Matt 1-0.

SACKS (UA-A): Notre Dame-Curry, D. 1-0; Tuck, J. 1-0; Laws, T. 1-0; Hoyte, B. 1-0. Brigham Young-POPPINGA, Brady 1-0; STAFFIERI, Mark 1-0; MARQUARDT, Dani 1-0.

TACKLES (UA-A): Notre Dame-Campbell, C. 7-1; Goolsby, M. 2-9; Hoyte, B. 5-1; Burrell, Q. 4-2; Zbikowski, T. 3-2; Laws, T. 3-2; Curry, D. 2-4; Ellick, D. 3-0; Pauly, G. 2-3; Tuck, J. 1-4; Carlson, J. 2-1; Landri, D. 1-2; Budinscak, K. 1-1; Mays, C. 1-1; Frome, C. 1-0; Jackson, P. 0-3; Anastasio, C. 0-1; Collins, J. 0-1; Abiamiri, V. 0-1; Parish IV, F. 0-1. Brigham Young-POPPINGA, Brady 7-5; JENSEN, Cameron 5-4; SOELBERG, Natha 4-3; BURBIDGE, Jon 3-4; HEANEY, Brandon 2-5; FRANCISCO, Aaro 2-4; LUETTGERODT, Ju 2-1; WHITE, Spencer 2-0; BROWN, Manaha 1-2; TAFUNA, David 1-0; WILKERSON, Rodn 1-0; STAFFIERI, Mark 1-0; MARQUARDT, Dani 1-1; NUA, Shaun 0-2; BATES, Dan 0-1; PAONGO, Hala 0-1; FEULA, Vince 0-1.

Stadium: Edwards Stadium Attendance: 65,251

Kickoff time: 7:32 pm End of Game: 11:01 pm Total elapsed time: 3:29

Officials: Referee: Steve Newman; Umpire: Brad O'Hara; Linesman: Ron Torbert; Line judge: Greg Bradley; Back judge: Dino Paganelli; Field judge: Mike Cannon; Side judge: Jon Lucivansky; Temperature: 53 Wind: SW 8 Weather: Partly cloudy

## GAME 2

### BYU at Stanford

Stanford Stadium • Palo Alto, Calif.

Score by Quarters	1	2	3	4	Score	
Brigham Young	10	0	0	0	10	Record: (1-1)
Stanford	7	10	7	13	37	Record: (2-0)

#### Scoring Summary:

1st 07:52 BYU - TAHI, Naufahu 3 yd run (PAYNE, Matt kick), 7-35 2:31, BYU 7 - STAN 0  
 02:20 BYU - PAYNE, Matt 40 yd field goal, 11-46 3:47, BYU 10 - STAN 0  
 02:08 STAN - Rushing, T.J. 99 yd kickoff return (Sgroi, Michael kick), , BYU 10 - STAN 7  
 2nd 11:17 STAN - Smith, Alex 1 yd pass from Edwards, Trent (Sgroi, Michael kick), 7-96 2:48, BYU 10 - STAN 14  
 00:00 STAN - Sgroi, Michael 19 yd field goal, 11-59 2:35, BYU 10 - STAN 17  
 3rd 05:42 STAN - McCullum, J. 21 yd pass from Edwards, Trent (Sgroi, Michael kick), 7-50 2:58, BYU 10 - STAN 24  
 4th 14:21 STAN - Moore, Evan 24 yd pass from Edwards, Trent (Sgroi, Michael kick), 3-28 0:55, BYU 10 - STAN 31  
 11:46 STAN - Sgroi, Michael 29 yd field goal, 4-4 1:25, BYU 10 - STAN 34  
 09:51 STAN - Sgroi, Michael 41 yd field goal, 4-6 0:55, BYU 10 - STAN 37

	BYU	STAN
FIRST DOWNS	21	21
RUSHES-YARDS (NET)	27-41	35-72
PASSING YDS (NET)	288	297
Passes Att-Comp-Int.	56-28-4	42-20-0
TOTAL OFFENSE PLAYS-YARDS.	83-329	77-369
Fumble Returns-Yards	0-0	0-0
Punt Returns-Yards	1-16	1-9
Kickoff Returns-Yards	3-52	3-141
Interception Returns-Yards	0-0	4-15
Punts (Number-Avg)	5-38.8	4-34.2
Fumbles-Lost	4-3	4-2
Penalties-Yards	14-125	7-64
Possession Time.	28:58	31:02
Third-Down Conversions	9 of 20	8 of 18
Fourth-Down Conversions	0 of 1	0 of 0
Red-Zone Scores-Chances	2-3	3-4
Sacks By: Number-Yards	3-28	2-13

RUSHING: Brigham Young-BROWN, Curtis 16-47; TAHI, Naufahu 6-7; BECK, Jason 4-minus 5; BECK, John 1-minus 8. Stanford-Lemon, J.R. 14-61; Jones, Ray 8-14; Tolon, Kenneth 7-9; Evans, Jason 1-0; Edwards, Trent 5-minus 12.

PASSING: Brigham Young-BECK, Jason 23-46-3-232; BECK, John 5-7-0-56; BERRY, Matt 0-2-0-0; BROWN, Jackson 0-1-1-0. Stanford-Edwards, Trent 20-41-0-297; Ostrander, T.C. 0-1-0-0.

RECEIVING: Brigham Young-COLLIE, Austin 8-49; WATKINS, Todd 6-89; WILKERSON, Rodn 3-52; KUKAHIKO, Jason 3-32; PITTA, Dennis 3-22; BROWN, Curtis 1-16; COATS, Dan 1-9; HALE, Chris 1-9; HARRIS, Antwaun 1-6; GILLESPIE, Jere 1-4. Stanford-Smith, Alex 6-87; Bradford, Mark 4-91; Moore, Evan 4-56; Lemon, J.R. 3-28; McCullum, J. 2-31; Camarillo, Greg 1-4.

INTERCEPTIONS: Brigham Young-None. Stanford-Sanchez, Nick 1-0; Torrence, Leigh 1-9; Carroll, Casey 1-6; Atogwe, O. 1-0.

FUMBLES: Brigham Young-BECK, Jason 2-1; BROWN, Curtis 1-1; COLLIE, Austin 1-1. Stanford-Edwards, Trent 1-1; McCullum, J. 1-1; Tolon, Kenneth 1-0; Lemon, J.R. 1-0.

SACKS (UA-A): Brigham Young-FRANCISCO, Aaro 1-0; BURBIDGE, Jon 1-0; BROWN, Manaha 1-0. Stanford-Frank, Nick 1-0; Schimmelmman, K 1-0.

TACKLES (UA-A): Brigham Young-JENSEN, Cameron 9-1; HEANEY, Brandon 5-3; BURBIDGE, Jon 4-0; CARLSON-MADDUX 4-0; FRANCISCO, Aaro 3-1; WHITE, Spencer 3-0; LUETTGERODT, Ju 3-0; FEULA, Vince 3-0; POPPINGA, Brady 2-1; STAFFIERI, Mark 2-1; SOELBERG, Natha 2-0; BROWN, Manaha 2-0; NUA, Shaun 0-2; NEHRING, Richar 1-0; ALBA, MICHA 1-0; HARRIS, Antwaun 1-0; KURESA, Jake 1-0; RASHADA, Ibrahi 1-0; GABRIEL, Dustin 1-0; WILKERSON, Rodn 1-0; DENNEY, John 0-1. Stanford-Atogwe, O. 6-3; Schimmelmman, K 6-1; Wilson, Stanley 4-2; Oshinowa, B. 5-0; Newberry, Jared 3-1; Jenkins, Julian 3-0; Frank, Nick 3-0; Schaff, Scott 3-0; Rushing, T.J. 2-1; Harrison, B. 2-0; Alston, Jon 1-1; Torrence, Leigh 1-1; Bergeron, David 1-1; Hooper, Trevor 0-2; Fonoti, Taulali 1-0; Silva, Mike 1-0; Okwo, Michael 1-0; Awofadeju, E. 0-1.

Stadium: Stanford Stadium Attendance: 31500

Kickoff time: 7:06 pm End of Game: 10:41 pm Total elapsed time: 3:35

Officials: Referee: J. Stricherz; Umpire: A. Hines, Jr.; Linesman: E. Walker; Line judge: C. Czubin; Back judge: S. Hudson; Field judge: D. Adams; Side judge: A. Santi; Scorer: Lorell DellArio; Temperature: 85 Wind: light Weather: hot clear





## GAME 3

### Southern Cal at BYU

LaVell Edwards Stadium • Provo, Utah

Score by Quarters	1	2	3	4	Score
Southern California	0	21	0	21	42
Brigham Young	0	3	7	0	10

Record: (3-0)  
Record: (1-2)

#### Scoring Summary:

2nd 10:30 BYU - PAYNE, Matt 46 yd field goal, 10-48 3:39, USC 0 - BYU 3  
 08:30 USC - Bush, Reggie 21 yd pass from Leinart, Matt (Killeen, Ryan kick), 8-60 2:00, USC 7 - BYU 3  
 02:03 USC - Bush, Reggie 66 yd run (Killeen, Ryan kick), 2-73 0:18, USC 14 - BYU 3  
 01:05 USC - Jarrett, Dwayne 15 yd pass from Leinart, Matt (Killeen, Ryan kick), 3-20 0:53, USC 21 - BYU 3  
 3rd 11:16 BYU - WATKINS, Todd 69 yd pass from BECK, John (PAYNE, Matt kick), 1-69 0:11, USC 21 - BYU 10  
 4th 14:16 USC - Leinart, Matt 1 yd run (Killeen, Ryan kick), 10-71 2:54, USC 28 - BYU 10  
 10:22 USC - White, LenDale 43 yd run (Killeen, Ryan kick), 4-71 0:48, USC 35 - BYU 10  
 02:30 USC - Webb, Lee 9 yd run (Killeen, Ryan kick), 11-43 6:42, USC 42 - BYU 10

	USC	BYU
FIRST DOWNS	26	11
RUSHES-YARDS (NET)	51-291	25-27
PASSING YDS (NET)	236	194
Passes Att-Comp-Int.	34-22-1	33-18-3
TOTAL OFFENSE PLAYS-YARDS	85-527	58-221
Fumble Returns-Yards	0-0	0-0
Punt Returns-Yards	2-7	1-0
Kickoff Returns-Yards	1-38	1-26
Interception Returns-Yards	3-37	1-23
Punts (Number-Avg)	4-44.0	8-48.2
Fumbles-Lost	0-0	3-1
Penalties-Yards	8-73	7-54
Possession Time	36:53	23:07
Third-Down Conversions	12 of 19	4 of 15
Fourth-Down Conversions	1 of 1	0 of 0
Red-Zone Scores-Chances	3-5	1-1
Sacks By: Number-Yards	4-27	3-17

RUSHING: Southern California-Bush, Reggie 14-124; White, LenDale 17-110; Reed, Desmond 7-21; Dennis, Hershel 3-18; Leinart, Matt 8-10; Webb, Lee 1-9; Team 1-minus 1. Brigham Young-TAHI, Naufahu 7-27; BROWN, Curtis 6-15; HUDSON, Roy 1-1; COLLIE, Austin 2-minus 3; BECK, John 9-minus 13.

PASSING: Southern California-Leinart, Matt 22-34-1-236. Brigham Young-BECK, John 18-33-3-194.

RECEIVING: Southern California-Smith, Steve 6-62; Bush, Reggie 4-42; McFoy, Chris 4-37; Jarrett, Dwayne 3-58; Kirtman, David 2-19; Holmes, Alex 2-11; White, LenDale 1-7. Brigham Young-WATKINS, Todd 4-94; COLLIE, Austin 4-36; COATS, Don 3-25; TAHI, Naufahu 3-10; BROWN, Curtis 2-8; WILKERSON, Rodn 1-14; KUKAHIKO, Jason 1-7.

INTERCEPTIONS: Southern California-Bing, Darnell 1-8; Grootegoed, M. 1-0; Thomas, Terrell 1-29. Brigham Young-BUR-BIDGE, Jon 1-23.

FUMBLES: Southern California-None. Brigham Young-BECK, John 2-1; BROWN, Curtis 1-0.

SACKS (UA-A): Southern California-Cody, Shaun 3-0; Goodrum, R. 1-0. Brigham Young-BROWN, Manaia 0-1; LUETTGERODT, Ju 1-0; WHITE, Spencer 1-0; POPPINGA, Brady 0-1.

TACKLES (UA-A): Southern California-Tatupu, Lofa 2-5; Leach, Jason 5-0; Cody, Shaun 4-0; Grootegoed, M. 3-1; Ashton, Collin 3-1; Bing, Darnell 1-3; Wyatt, Justin 2-1; Wright, Eric 2-0; Thomas, Terrell 2-0; Nunn, Ronald 1-1; Rivers, Keith 1-1; Rucker, Frostee 1-1; Wright, Manuel 0-2; Drake, John 1-0; Patterson, Mike 1-0; Arbet, Kevin 1-0; Ting, Ryan 1-0; Goodrum, R. 1-0; Barrett, Chris 0-1; Jackson, L. 0-1; Sartz, Dallas 0-1; Ware, Scott 0-1. Brigham Young-FRANCISCO, Aaro 8-8; BUR-BIDGE, Jon 7-4; HEANEY, Brandon 4-6; SOELBERG, Natha 5-4; JENSEN, Cameron 2-6; WHITE, Spencer 2-5; BROWN, Manaia 2-3; POPPINGA, Brady 0-5; DENNEY, John 0-5; LUETTGERODT, Ju 1-2; PAONGO, Halo 2-0; BUCHANAN, Kayle 2-0; FEULA, Vince 1-1; NUA, Shaun 1-1; MARQUARDT, Dani 0-2; PAYNE, Matt 1-0; HALE, Chris 1-0; COLLIE, Austin 1-0; ALBA, MICHAEL 0-1; CARLSON-MADDUX 0-1; BAUMAN, Matt 0-1; ANDERTON, Judd 0-1; STAFFIERI, Mark 0-1.

Stadium: Edwards Stadium Attendance: 63467

Kickoff time: 8:19 End of Game: 11:39 Total elapsed time: 3:20

Officials: Referee: Gerald Wright; Umpire: Kevin Matthews;

Linesman: Brian Matthew; Line judge: Jack Lynch; Back judge: Craig Clark;

Field judge: Tom Beller; Side judge: Mike McCabe;

Temperature: 77 Wind: SW 5mph Weather: Partly Cloudy

## GAME 4

### BYU at Boise State

Bronco Stadium • Boise, Idaho

Score by Quarters	1	2	3	4	Score
Brigham Young	7	6	14	0	27
Boise State	16	0	6	6	28

Record: (1-3)  
Record: (4-0,1-0)

#### Scoring Summary:

1st 10:57 BSU - Andy Avalos safety, , BYU 0 - BSU 2  
 09:17 BSU - T.J. Acree 20 yd pass from Jared Zabransky (Tyler Jones kick), 4-42 1:34, BYU 0 - BSU 9  
 04:09 BSU - Antwaun Carter 5 yd run (Tyler Jones kick), 7-52 3:22, BYU 0 - BSU 16  
 00:28 BYU - BROWN, Curtis 2 yd run (PAYNE, Matt kick), 4-22 1:46, BYU 7 - BSU 16  
 2nd 07:29 BYU - PAYNE, Matt 32 yd field goal, 8-59 4:19, BYU 10 - BSU 16  
 03:28 BYU - PAYNE, Matt 42 yd field goal, 9-47 2:31, BYU 13 - BSU 16  
 3rd 10:07 BSU - Tyler Jones 47 yd field goal, 7-21 2:45, BYU 13 - BSU 19  
 04:36 BSU - Tyler Jones 37 yd field goal, 8-53 3:12, BYU 13 - BSU 22  
 03:41 BYU - WATKINS, Todd 79 yd pass from BECK, John (PAYNE, Matt kick), 3-80 0:55, BYU 20 - BSU 22  
 00:34 BYU - COLLIE, Austin 57 yd pass from BECK, John (PAYNE, Matt kick), 6-68 1:43, BYU 27 - BSU 22  
 4th 03:42 BSU - T.J. Acree 44 yd pass from Jared Zabransky (Jared Zabransky pass failed), 3-57 0:50, BYU 27 - BSU 28

	BYU	BSU
FIRST DOWNS	15	19
RUSHES-YARDS (NET)	35-25	45-89
PASSING YDS (NET)	390	310
Passes Att-Comp-Int	35-20-0	29-21-1
TOTAL OFFENSE PLAYS-YARDS	70-415	74-399
Fumble Returns-Yards	0-0	0-0
Punt Returns-Yards	1-0	6-57
Kickoff Returns-Yards	4-66	6-103
Interception Returns-Yards	1-0	0-0
Punts (Number-Avg)	7-44.0	5-42.8
Fumbles-Lost	0-0	1-1
Penalties-Yards	7-39	5-45
Possession Time	28:23	31:37
Third-Down Conversions	5 of 17	5 of 16
Fourth-Down Conversions	1 of 1	0 of 1
Red-Zone Scores-Chances	3-4	3-4
Sacks By: Number-Yards	6-55	8-44

RUSHING: Brigham Young-BROWN, Curtis 9-26; TAHI, Naufahu 8-16; COLLIE, Austin 1-6; BECK, John 17-minus 23. Boise State-Lee Marks 13-63; Antwaun Carter 7-21; Jeff Carpenter 5-16; Quinton Jones 1-9; Mark Onibokun 1-4; Lawrence Body 1-1; J. Helmandollar 1-0; TEAM 3-minus 8; Jared Zabransky 13-minus 17.

PASSING: Brigham Young-BECK, John 20-35-0-390. Boise State-Jared Zabransky 20-28-1-302; Mark Onibokun 1-1-0-8.

RECEIVING: Brigham Young-WATKINS, Todd 9-211; COLLIE, Austin 5-94; KUKAHIKO, Jason 3-26; MAHUIKA, Bryce 1-50; HALE, Chris 1-7; HARRIS, Antwaun 1-2. Boise State-T.J. Acree 7-133; Drisan James 5-57; Mark Onibokun 3-44; Lawrence Body 1-31; Andy Weldon 1-15; Josh Smith 1-12; Jared Zabransky 1-8; Jason Murray 1-7; Derek Schouman 1-3.

INTERCEPTIONS: Brigham Young-HEANEY, Brandon 1-0. Boise State-None.

FUMBLES: Brigham Young-None. Boise State-Lawrence Body 1-1.

SACKS (UA-A): Brigham Young-DENNEY, John 1-0; POPPINGA, Brady 1-0; JENSEN, Cameron 1-0; LUETTGERODT, Ju 1-0; NUA, Shaun 1-0; BROWN, Manaia 1-0. Boise State-Korey Hall 1-2; Austin Smith 1-1; Andy Avalos 1-1; Julius Roberts 1-1; Mike Williams 0-1; Chris Carr 0-1; Alex Guerrero 0-1.

TACKLES (UA-A): Brigham Young-FRANCISCO, Aaro 8-8; JENSEN, Cameron 7-3; POPPINGA, Brady 3-7; SOELBERG, Natha 4-4; HEANEY, Brandon 3-3; WHITE, Spencer 1-5; PAYNE, Matt 3-1; LUETTGERODT, Ju 1-3; NUA, Shaun 1-3; FEULA, Vince 1-3; BUCHANAN, Kayle 2-1; DENNEY, John 1-2; BROWN, Manaia 2-0; LOVELY, Gary 2-0; PEAUJA, Moe 1-0; MAHUIKA, Bryce 1-0; BURBIDGE, Jon 1-0; COOPER, Brett 0-1; GOOCH, Quinn 0-1; CARLSON-MADDUX 0-1; MARQUARDT, Dani 0-1; COLLIE, Austin 0-1; BAUMAN, Matt 0-1; MARQUARDT, Mich 0-1. Boise State-Korey Hall 5-6; Andy Avalos 4-4; Chris Carr 2-6; G. Alexander 4-3; Gabe Franklin 4-3; Andrew Browning 3-2; Colt Brooks 2-3; Deshan Cabaqon 2-2; Mike Williams 1-3; Alex Guerrero 2-1; Austin Smith 2-1; Julius Roberts 1-2; Josh Bean 1-0; Cam Hall 1-0; Jared Hunter 1-0; Quinton Jones 0-1; A. Nyong-Dunham 0-1.

Stadium: Bronco Stadium Attendance: 30601

Kickoff time: 8:07 pm End of Game: 11:54 Total elapsed time: 3:48

Officials: Referee: Rich Kollen; Umpire: Robert Baker; Linesman: Bill Scout; Line judge: John Iribagren; Back judge: James

Settle; Field judge: Robert Ables; Side judge: Bill Baraya; Scorer: James Hays

Temperature: 78 Wind: NW 6mph Weather: Clear



## GAME 5

### BYU at Colorado State

Hughes Stadium • Fort Collins, Colo.

Score by Quarter	1	2	3	4	Score	
Brigham Young	0	10	7	14	- 31	Record: (2-3,1-0)
Colorado State	0	7	7	7	- 21	Record: (1-4,0-1)

#### Scoring Summary:

2nd 09:55 BYU - PAYNE, Matt 52 yd field goal, 9-18 3:10, BYU 3 - CS 0  
 01:45 BYU - BROWN, Curtis 14 yd run (PAYNE, Matt kick), 8-45 2:53, BYU 10 - CS 0  
 00:59 CS - ANDERSON, David 6 yd pass from HOLLAND, Justin (BABCOCK, Jeff kick), 4-80 0:46, BYU 10 - CS 7  
 3rd 11:37 CS - JAUNARAJIS,Uldis 3 yd run (BABCOCK, Jeff kick), 8-80 3:23, BYU 10 - CS 14  
 02:15 BYU - BROWN, Curtis 5 yd run (PAYNE, Matt kick), 11-65 3:10, BYU 17 - CS 14  
 4th 12:51 CS - JAUNARAJIS,Uldis 5 yd run (BABCOCK, Jeff kick), 10-75 4:24, BYU 17 - CS 21  
 11:48 BYU - COLLIE, Austin 40 yd pass from BECK, John (PAYNE, Matt kick), 2-58 1:03, BYU 24 - CS 21  
 02:25 BYU - TAHI, Naufahu 3 yd run (PAYNE, Matt kick), 1-3 0:03, BYU 31 - CS 21

	BYU	CS
FIRST DOWNS	27	19
RUSHES-YARDS (NET)	46-207	30-103
PASSING YDS (NET)	238	359
Passes Att-Comp-Int	42-24-1	36-22-1
TOTAL OFFENSE PLAYS-YARDS	88-445	66-462
Fumble Returns-Yards	0-0	0-0
Punt Returns-Yards	4-28	2-5
Kickoff Returns-Yards	2-64	2-42
Interception Returns-Yards	1-0	1-0
Punts (Number-Avg)	5-47.6	6-43.0
Fumbles-Lost	2-0	2-1
Penalties-Yards	7-69	6-70
Possession Time	32:26	27:34
Third-Down Conversions	6 of 17	3 of 12
Fourth-Down Conversions	1 of 3	1 of 2
Red-Zone Scores-Chances	3-5	3-3
Sacks By: Number-Yards	1-7	1-7

RUSHING: Brigham Young-TAHI, Naufahu 16-98; BROWN, Curtis 15-93; KUKAHIKO, Jason 1-12; HARRIS, Antwaun 2-8; BECK, John 10-0; Team 2-minus 4. Colorado State-JAUNARAJIS,Uldis 24-88; BELL, Kyle 4-19; HOLLAND, Justin 2-minus 4.

PASSING: Brigham Young-BECK, John 24-42-1-238. Colorado State-HOLLAND, Justin 22-36-1-359.

RECEIVING: Brigham Young-COLLIE, Austin 4-60; HARRIS, Antwaun 4-38; WATKINS, Todd 4-29; BROWN, Curtis 4-28; TAHI, Naufahu 3-28; WILKERSON, Rodn 3-23; PITTA, Dennis 1-20; KUKAHIKO, Jason 1-12. Colorado State-ANDERSON, David 12-232; OSBORN, Dustin 5-76; DREESSEN, Joel 4-43; JAUNARAJIS,Uldis 1-8.

INTERCEPTIONS: Brigham Young-ALBA, MICHA 1-0. Colorado State-HERBERT, Robert 1-0.

FUMBLES: Brigham Young-TAHI, Naufahu 1-0; BECK, John 1-0. Colorado State-BELL, Kyle 1-1; ANDERSON, David 1-0.

SACKS (UA-A): Brigham Young-BROWN, Mania 1-0. Colorado State-CARTER,Terrance 1-0.

TACKLES (UA-A): Brigham Young-JENSEN, Cameron 7-1; FRANCISCO, Aaro 5-3; WHITE, Spencer 5-0; HEANEY, Brandon 5-0; BURBIDGE, Jon 4-0; POPPINGA, Brady 3-0; BROWN, Mania 3-0; DENNEY, John 2-0; CARLSON-MADDUX 2-0; LUETTGERODT, Ju 2-0; GABRIEL, Dustin 1-1; SOELBERG, Natha 1-0; PAYNE, Matt 1-0; AH YOU, Matt 1-0; GOOCH, Quinn 0-1; ALBA, MICHA 0-1; BAUMAN, Matt 0-1; NUA, Shaun 0-1; PAONGO, Hala 0-1. Colorado State-STRATTON, Ben 11-4; LAN-CISERO,Adam 5-3; KOICHEVAR, Miles 5-2; HERBERT, Robert 4-2; HALL, Jahmal 3-3; JONES, Courtney 4-1; GOODPASTER, Pat 3-2; HOUSTON, Marcus 3-2; ADKINS, Luke 3-2; SIMON, Jonathon 3-0; CARTER,Terrance 3-0; SMITH, Blake 2-1; GARCIA, Travis 1-2; MARTINDALE, Tom 2-0; JAUNARAJIS,Uldis 1-0; MARK, Kevin 1-0; LEVINE, Liddon 1-0.

Stadium: SLF @ Hughes Stadium Attendance: 32511

Kickoff time: 8:10 pm End of Game: 11:50 pm Total elapsed time: 3:40

Officials: Referee: Gerald Wright; Umpire: Kevin Mathews;Linesman: Brian Matthew; Line judge: Jack Lynch; Back judge:

Craig Clark;Field judge: Tom Beller; Side judge: Mike McCabe; Scorer: John Kietzmann;

Temperature: 60 Wind: 4 SE Weather: A Beautiful Evening

## GAME 6

### BYU vs. UNLV

LaVell Edwards Stadium • Provo, Utah

Score by Quarter	1	2	3	4	Score	
UNLV	0	7	14	3	- 24	Record: (2-4,1-1)
Brigham Young	0	10	10	0	- 20	Record: (2-4,1-1)

#### Scoring Summary:

2nd 08:12 BYU - PAYNE, Matt 47 yd field goal, 8-37 3:55, LV 0 - BYU 3  
 07:15 LV - JOHNSON, Earvin 27 yd pass from NANTKES, Kurt (AGUAYO, Sergio kick), 4-80 0:57, LV 7 - BYU 10  
 00:14 BYU - WATKINS, Todd 7 yd pass from BECK, John (PAYNE, Matt kick), 7-61 1:00, LV 7 - BYU 10  
 3rd 13:15 LV - DORSEY, D. 12 yd run (AGUAYO, Sergio kick), 2-13 0:43, LV 14 - BYU 10  
 05:59 BYU - PAYNE, Matt 50 yd field goal, 11-37 3:17, LV 14 - BYU 13  
 05:51 BYU - JENSEN, Cameron 26 yd interception return (PAYNE, Matt kick), , LV 14 - BYU 20  
 01:58 LV - PERKINS, Dyanter 12 yd run (AGUAYO, Sergio kick), 11-76 3:47, LV 21 - BYU 20  
 4th 03:49 LV - AGUAYO, Sergio 35 yd field goal, 8-22 3:17, LV 24 - BYU 20

	LV	BYU
FIRST DOWNS	15	26
RUSHES-YARDS (NET)	46-129	28-91
PASSING YDS (NET)	130	358
Passes Att-Comp-Int	27-9-1	68-34-1
TOTAL OFFENSE PLAYS-YARDS	73-259	96-449
Fumble Returns-Yards	1-10	0-0
Punt Returns-Yards	2-13	2-30
Kickoff Returns-Yards	1-24	5-132
Interception Returns-Yards	1-24	1-26
Punts (Number-Avg)	12-43.8	7-45.1
Fumbles-Lost	1-1	6-4
Penalties-Yards	10-85	6-59
Possession Time	27:48	32:12
Third-Down Conversions	6 of 19	7 of 21
Fourth-Down Conversions	0 of 0	1 of 2
Red-Zone Scores-Chances	3-3	1-3
Sacks By: Number-Yards	4-27	4-18

RUSHING: UNLV-DORSEY, D. 26-94; PERKINS, Dyanter 13-44; MARSHALL, Alvin 1-8; JACKSON, Erick 1-2; TEAM 1-minus 1; NANTKES, Kurt 4-minus 18. Brigham Young-BROWN, Curtis 8-102; TAHI, Naufahu 12-11; BECK, John 8-minus 22.

PASSING: UNLV-NANTKES, Kurt 9-27-1-130. Brigham Young-BECK, John 34-67-1-358; PAYNE, Matt 0-1-0-0.

RECEIVING: UNLV-JOHNSON, Earvin 4-56; MARSHALL, Alvin 3-66; PERKINS, Dyanter 1-6; HANLEY, Chad 1-2. Brigham Young-COLLIE, Austin 10-70; WATKINS, Todd 9-117; COATS, Dan 4-46; KUKAHIKO, Jason 3-36; PITTA, Dennis 3-35; BROWN, Curtis 3-17; HARRIS, Antwaun 2-37.

INTERCEPTIONS: UNLV-BRIMMER, Jamaal 1-24. Brigham Young-JENSEN, Cameron 1-26.

FUMBLES: UNLV-DORSEY, D. 1-1. Brigham Young-KUKAHIKO, Jason 2-1; COLLIE, Austin 1-1; WATKINS, Todd 1-1; TAHI, Naufahu 1-1; ALLEN, Matt 1-0.

SACKS (UA-A): UNLV-CLARIDGE, Ryan 1-0; NICHOLSON, B. 1-0; FUIMAONO, Howie 1-0; MOORE, Leon 1-0. Brigham Young-POPPINGA, Brady 2-0; BROWN, Mania 1-0; WHITE, Spencer 1-0.

TACKLES (UA-A): UNLV-CLARIDGE, Ryan 7-4; DODD-MASTERS, R 10-0; SEWARD, Adam 4-6; BRIMMER, Jamaal 6-3; MIKLOS, Joe 5-2; BELL, Beau 3-2; BUTLER, Reggie 2-3; MOORE, Leon 2-2; ANDREWS, John 2-2; FUIMAONO, Howie 2-2; EALY, Charles 2-1; HEISE, Ryan 1-1; YOUNG, Terrence 1-1; MERHI, Kareem 1-0; FAGA, Faauo 1-0; GORDON, Ernest 1-0; NICHOLSON, B. 1-0; HILL, Mario 0-1. Brigham Young-JENSEN, Cameron 2-10; ALBA, MICHA 4-5; POPPINGA, Brady 5-3; WHITE, Spencer 1-7; LUETTGERODT, Ju 2-4; FRANCISCO, Aaro 2-3; FEULA, Vince 1-3; HEANEY, Brandon 3-0; NUA, Shaun 1-2; PAONGO, Hala 0-3; DENNEY, John 2-0; ALLEN, Matt 1-1; BROWN, Mania 1-1; BAUMAN, Matt 0-2; GOOCH, Quinn 0-2; GABRIEL, Dustin 1-0; CARLSON-MADDUX 1-0; PITTA, Dennis 1-0; KUKAHIKO, Jason 1-0; BATES, Dan 0-1; COOPER, Brett 0-1; SOELBERG, Natha 0-1; TAFUNA, David 0-1.

Stadium: Lavell Edwards Attendance: 56341

Kickoff time: 8:07 pm End of Game: 11:58 pm Total elapsed time: 3:51

Officials: Referee: Scott Novak; Umpire: Al Cony; Linesman: Tim Podraza; Line judge: Marc Ratner; Back judge: Terry White;

Field judge: Kim Nelson; Side judge: Bill Agopian; Scorer: Media Relations;

Temperature: 54 Wind: SSE 5mph Weather: Fair



## GAME 7

### BYU vs. Wyoming

LaVell Edwards Stadium • Provo, Utah

Score by Quarter	1	2	3	4	Score
Wyoming.	0	6	7	0	13
Brigham Young	7	3	0	14	24

Record: (4-2,1-1)  
Record: (3-4,2-1)

#### Scoring Summary:

1st 10:46 BYU - COLLIE, Austin 40 yd pass from BROWN, Curtis (PAYNE, Matt kick), 4-74 1:18, WY 0 - BYU 7  
 2nd 12:01 WY - YAUSSE, Deric 45 yd field goal, 6-16 2:04, WY 3 - BYU 7  
 04:18 BYU - PAYNE, Matt 46 yd field goal, 7-67 2:56, WY 3 - BYU 10  
 01:11 WY - YAUSSE, Deric 40 yd field goal, 7-52 3:01, WY 6 - BYU 10  
 3rd 02:26 WY - BOUKNIGHT, Jovan 35 yd pass from BRAMLET, Corey (YAUSSE, Deric kick), 3-39 1:13, WY 13 - BYU 10  
 4th 13:37 BYU - BROWN, Curtis 9 yd run (PAYNE, Matt kick), 9-80 3:49, WY 13 - BYU 17  
 02:06 BYU - TAHI, Naufahu 15 yd run (PAYNE, Matt kick), 12-83 4:33, WY 13 - BYU 24

	WY	BYU
FIRST DOWNS	17	22
RUSHES-YARDS (NET)	37-103	44-237
PASSING YDS (NET)	219	179
Passes Att-Comp-Int	40-23-4	26-11-1
TOTAL OFFENSE PLAYS-YARDS	77-322	70-416
Fumble Returns-Yards	0-0	0-0
Punt Returns-Yards.	4-67	2-4
Kickoff Returns-Yards	4-80	2-47
Interception Returns-Yards.	1-8	4-86
Punts (Number-Avg)	6-46.2	7-40.3
Fumbles-Lost	1-0	3-2
Penalties-Yards.	6-66	3-30
Possession Time	32:02	27:58
Third-Down Conversions	7 of 17	3 of 13
Fourth-Down Conversions.	1 of 2	0 of 0
Red-Zone Scores-Chances	0-1	2-2
Sacks By: Number-Yards	0-0	2-17

RUSHING: Wyoming-HARRISON, Ivan 20-59; BOUKNIGHT, Jovan 1-25; HARRIS, Joseph 2-10; BRAMLET, Corey 13-10; TEAM 1-minus 1. Brigham Young-BROWN, Curtis 24-159; TAHI, Naufahu 12-70; COLLIE, Austin 1-12; TM 1-minus 1; BECK, John 6-minus 3.

PASSING: Wyoming-BRAMLET, Corey 23-40-4-219. Brigham Young-BECK, John 10-24-1-139; TAHI, Naufahu 0-1-0-0; BROWN, Curtis 1-1-0-40.

RECEIVING: Wyoming-FORD, Michael 7-63; BOUKNIGHT, Jovan 4-59; PLEASANT, Dustin 4-42; HOLDEN, Tyler 4-40; HARRISON, Ivan 3-14; COX, Chris 1-1. Brigham Young-COLLIE, Austin 3-74; BROWN, Curtis 3-31; HARRIS, Antwaun 3-9; WATKINS, Todd 1-52; KUKAHIKO, Jason 1-13.

INTERCEPTIONS: Wyoming-BUTLER, T. 1-8. Brigham Young-WHITE, Spencer 1-46; FRANCISCO, Aaro 1-34; GABRIEL, Dustin 1-6; BURBIDGE, Jon 1-0.

FUMBLES: Wyoming-BRAMLET, Corey 1-0. Brigham Young-BROWN, Curtis 1-1; WHITE, Spencer 1-0; MAHUIKA, Bryce 1-1.

SACKS (UA-A): Wyoming-None. Brigham Young-BAUMAN, Matt 2-8; DENNEY, John 1-5; POPPINGA, Brady 1-1; MARQUARDT, Dani 1-0.

TACKLES (UA-A): Wyoming-WENDLING, John 8-3; TUELL, Guy 5-4; MARTIN, Derrick 5-1; TATNALL, Jeff 2-3; FLORA, John 3-1; HOFFSCHNEIDER, D 3-1; ROBBINS, Aaron 2-1; PRATER, John 2-1; ROCKETT, Ron 2-1; BUTLER, T. 2-0; MORRIS, Zach 2-0; TSCHARNER, Randy 1-1; STINSON, Julius 0-2; GOUGH, David 1-0; COX, Chris 1-0; HALL, Austin 1-0; GARDNER, Chad 0-1; O3 0-1; CHASE, Luke 0-1. Brigham Young-POPPINGA, Brady 2-9; JENSEN, Cameron 6-3; ALBA, MICHA 3-3; BURBIDGE, Jon 5-0; FRANCISCO, Aaro 4-1; BAUMAN, Matt 3-2; SOELBERG, Natha 4-0; WHITE, Spencer 4-0; DENNEY, John 3-1; LUETTGERODT, Ju 3-0; STAFFIERI, Mark 2-1; GABRIEL, Dustin 1-2; GOOCH, Quinn 1-2; FEUIA, Vince 0-3; BROWN, Manaia 0-3; NUA, Shaun 2-0; CARLSON-MADDUX 1-1; LOVELY, Gary 1-0; AH YOU, Matt 1-0; ALLEN, Matt 1-0; PAYNE, Matt 1-0; MARQUARDT, Dani 1-0; BECK, Ryan 0-1.

Stadium: Edwards Stadium Attendance: 58737  
 Kickoff time: 8:07 End of Game: 11:23 Total elapsed time: 3:16  
 Officials: Referee: Gerald Wright; Umpire: Kevin Matthews;  
 Linesman: Brian Matthew; Line judge: Jack Lynch; Back judge: Craig Clark;  
 Field judge: Tom Beller; Side judge: Mike Weseloh; Scorer: Media Relations;  
 Temperature: 68 Wind: SW 7 mph Weather: clear

## GAME 8

### BYU At Air Force

Falcon Stadium • Colorado Springs, Colo.

Score by Quarter	1	2	3	4	Score
Brigham Young.	3	0	21	17	41
Air Force	0	10	0	4	24

Record: (4-4,3-1)  
Record: (3-4,2-2)

#### Scoring Summary:

1st 09:28 BYU - PAYNE, Matt 23 yd field goal, 10-64 3:52, BYU 3 - AF 0  
 2nd 12:13 AF - STEPHENS, D 29 yd run (GREENAWAY, M kick), 1-29 0:12, BYU 3 - AF 7  
 10:08 AF - GREENAWAY, M 48 yd field goal, 4-5 0:57, BYU 3 - AF 10  
 3rd 14:27 BYU - WATKINS, Todd 70 yd pass from BECK, John (PAYNE, Matt kick), 2-80 0:33, BYU 10 - AF 10  
 06:29 BYU - PITTA, Dennis 11 yd pass from BECK, John (PAYNE, Matt kick), 4-67 1:29, BYU 17 - AF 10  
 04:26 BYU - LOVELY, Gary 8 yd blocked punt return (PAYNE, Matt kick), , BYU 24 - AF 10  
 4th 14:55 BYU - COLLIE, Austin 14 yd pass from BECK, John (PAYNE, Matt kick), 8-80 2:38, BYU 31 - AF 10  
 14:21 AF - KIRKWOOD, Greg 26 yd pass from CARNEY, Shaun (GREENAWAY, M kick), 4-80 0:34, BYU 31 - AF 17  
 11:09 BYU - PAYNE, Matt 53 yd field goal, 7-44 3:07, BYU 34 - AF 17  
 07:56 AF - STEPHENS, D 7 yd run (GREENAWAY, M kick), 11-80 3:13, BYU 34 - AF 24  
 02:59 BYU - PITTA, Dennis 1 yd pass from BECK, John (PAYNE, Matt kick), 9-52 4:56, BYU 41 - AF 24

	BYU	AF
FIRST DOWNS	23	20
RUSHES-YARDS (NET)	39-173	47-213
PASSING YDS (NET)	354	150
Passes Att-Comp-Int.	32-21-1	24-10-0
TOTAL OFFENSE PLAYS-YARDS.	71-527	71-363
Fumble Returns-Yards	0-0	0-0
Punt Returns-Yards	2-27	0-0
Kickoff Returns-Yards	1-11	3-53
Interception Returns-Yards	0-0	1-4
Punts (Number-Avg)	3-42.3	7-42.3
Fumbles-Lost	2-1	1-0
Penalties-Yards	9-70	9-70
Possession Time	30:33	29:27
Third-Down Conversions	3 of 12	4 of 15
Fourth-Down Conversions.	2 of 2	0 of 0
Red-Zone Scores-Chances	4-4	1-1
Sacks By: Number-Yards	3-20	4-26

RUSHING: Brigham Young-BROWN, Curtis 22-128; TAHI, Naufahu 6-36; PAYNE, Matt 1-20; HUDSON, Ray 1-2; Team 1-0; BECK, John 7-minus 5; BERRY, Matt 1-minus 8. Air Force-STEPHENS, D 10-61; KENDRICK, J 2-43; CARNEY, Shaun 18-42; BUTLER, Anthony 6-26; SHAFFER, Dan 5-22; COLE, Adam 2-18; HOLSTEGE, Kris 1-6; HANDLEY, Justin 2-minus 1; FITCH, Adam 1-minus 4.

PASSING: Brigham Young-BECK, John 20-31-1-319; BERRY, Matt 1-1-0-35. Air Force-CARNEY, Shaun 10-22-0-150; FITCH, Adam 0-2-0-0.

RECEIVING: Brigham Young-WATKINS, Todd 6-153; COLLIE, Austin 6-82; HARRIS, Antwaun 2-36; PITTA, Dennis 2-12; BROWN, Curtis 2-9; TAHI, Naufahu 1-38; COATS, Dan 1-26; HALE, Chris 1-minus 2. Air Force-WALLER, J.P. 3-32; HANDLEY, Justin 2-15; BROWN, Jason 1-38; CHARRON, Chris 1-28; KIRKWOOD, Greg 1-26; MESSERALL, Alec 1-12; HOLSTEGE, Kris 1-minus 1.

INTERCEPTIONS: Brigham Young-None. Air Force-GIANNINI, Bobby 1-4.

FUMBLES: Brigham Young-BROWN, Curtis 1-1; BECK, John 1-0. Air Force-CARNEY, Shaun 1-0.

SACKS (UA-A): Brigham Young-NUA, Shaun 2-0; POPPINGA, Brady 1-0. Air Force-HODGE, Cameron 1-0; RUDZINSKI, John 1-0; SUDER, Beau 1-0; CARTER, Ryan 1-0.

TACKLES (UA-A): Brigham Young-STAFFIERI, Mark 2-8; FRANCISCO, Aaro 5-4; JENSEN, Cameron 4-5; BAUMAN, Matt 2-7; BURBIDGE, Jon 2-5; POPPINGA, Brady 2-4; NUA, Shaun 4-0; SOELBERG, Natha 2-2; CARLSON-MADDUX 2-1; MARQUARDT, Mich 1-1; ALBA, MICHA 1-1; GABRIEL, Dustin 0-2; FEUIA, Vince 1-0; AH YOU, Matt 1-0; HARRIS, Antwaun 1-0; DENNEY, John 0-1; LUETTGERODT, Ju 0-1; PITTA, Dennis 0-1; TAFUNA, David 0-1. Air Force-TAIBI, John 4-4; GIANNINI, Bobby 3-5; HODGE, Cameron 4-3; CARLSON, Mark 2-5; CARTER, Ryan 2-5; SUTTON, Chris 3-2; RUDZINSKI, John 3-2; BIRD, Carson 2-2; MADRID, Julian 1-3; ALLEN, Nate 1-3; SUDER, Beau 2-1; TERRAZONE, N 2-0; MITCHELL, N 1-1; MITSCHERLING, R 0-2; SMITH, Kenny 1-0; BAXLEY, Jared 1-0; WILKIE, Jordan 1-0; BRALEY, Andrew 1-0; PEREZ, Gilberto 0-1; BROWN, Marcus 0-1.

Stadium: Falcon Stadium Attendance: 38235  
 Kickoff time: 1:05 pm End of Game: 4:26 pm Total elapsed time: 3:21  
 Officials: Referee: Terry Leyden; Umpire: Scott Teifer; Linesman: Pete Gautreau;  
 Line judge: Andy Castagnola; Back judge: Gregory Wilson;  
 Field judge: Judson Howard; Side judge: Alan Wolf; Scorer: Melissa McKeown;  
 Temperature: 57 Wind: None Weather: Sunny, Clear



## GAME 9

### BYU vs. San Diego State

LaVell Edwards Stadium • Provo, Utah

Score by Quarter	1	2	3	4	Score
San Diego State	0	3	0	13	16 Record: (2-7,0-5)
Brigham Young	7	6	23	13	49 Record: (5-4,4-1)

#### Scoring Summary:

1st 11:27 BYU - WATKINS, Todd 68 yd pass from BECK, John (PAYNE, Matt kick), 2-74 0:46, SD 0 - BYU 7  
 2nd 14:47 SD - PALMER, Garrett 47 yd field goal, 8-42 3:48, SD 3 - BYU 7  
 03:51 BYU - PAYNE, Matt 43 yd field goal, 4-0 1:01, SD 3 - BYU 10  
 00:00 BYU - PAYNE, Matt 34 yd field goal, 6-0 0:38, SD 3 - BYU 13  
 3rd 08:45 BYU - BROWN, Curtis 3 yd run (PAYNE, Matt kick), 14-73 6:08, SD 3 - BYU 20  
 07:05 BYU - COLLIE, Austin 6 yd pass from BECK, John (PAYNE, Matt kick blocked), 2-58 0:37, SD 3 - BYU 26  
 06:13 BYU - TAHI, Naufahu 2 yd run (PAYNE, Matt kick), 1-0 0:00, SD 3 - BYU 33  
 02:47 BYU - PAYNE, Matt 42 yd field goal, 6-46 1:39, SD 3 - BYU 36  
 4th 14:42 BYU - COLLIE, Austin 82 yd pass from BECK, John (PAYNE, Matt kick), 1-82 0:12, SD 3 - BYU 43  
 09:02 SD - BORNES, Brandon 2 yd run (PALMER, Garrett kick failed), 5-37 2:20, SD 9 - BYU 43  
 01:13 BYU - WATTERSON, Eric 2 yd run (WILLIAMS, Trent kick failed), 8-49 4:19, SD 9 - BYU 49  
 00:17 SD - THOMPSON, Alex 10 yd pass from O'CONNELL, Kevin (PALMER, Garrett kick), 4-67 0:50, SD 16 - BYU 49

	SD	BYU
FIRST DOWNS	21	18
RUSHES-YARDS (NET)	35-163	43-187
PASSING YDS (NET)	229	339
Passes Att-Comp-Int	47-21-2	27-16-0
TOTAL OFFENSE PLAYS-YARDS	82-392	70-526
Fumble Returns-Yards	1-8	0-0
Punt Returns-Yards	2-12	2-12
Kickoff Returns-Yards	5-101	3-69
Interception Returns-Yards	0-0	2-18
Punts (Number-Avg)	4-41.0	4-46.8
Fumbles-Lost	2-1	2-1
Penalties-Yards	7-48	10-75
Possession Time	29:47	30:09
Third-Down Conversions	4 of 16	5 of 14
Fourth-Down Conversions	1 of 5	2 of 2
Red-Zone Scores-Chances	3-5	3-3
Sacks By: Number-Yards	1-1	3-17

RUSHING: San Diego State-O'CONNELL, Kevin 15-101; BORNES, Brandon 19-60; FRANKLIN, Michae 1-2. Brigham Young-BROWN, Curtis 17-106; HUDSON, Ray 10-35; BECK, John 5-18; TAHI, Naufahu 7-18; BERRY, Matt 2-12; WATTERSON, Eric 1-2; WATKINS, Todd 1-minus 4.

PASSING: San Diego State-O'CONNELL, Kevin 21-47-2-229. Brigham Young-BECK, John 15-25-0-313; BERRY, Matt 1-2-0-26.

RECEIVING: San Diego State-ORTIZ, Robert 5-56; WEBB, Jeff 3-47; SWAIN, Brett 2-26; FRANKLIN, Michae 2-19; PORTER, Ramal 2-17; MILLER, Adam 2-11; LOUIS, Lance 1-13; PITTS, Devin 1-13; BORNES, Brandon 1-12; THOMPSON, Alex 1-10; EDWARDS, Marcus 1-5. Brigham Young-WATKINS, Todd 3-135; COLLIE, Austin 3-95; KUKAHIKO, Jason 2-20; TAHI, Naufahu 2-0; ALLEN, Matt 1-26; PITTA, Dennis 1-21; BROWN, Curtis 1-13; WILKERSON, Rodn 1-11; COATS, Dan 1-11; HARRIS, Antwaun 1-7.

INTERCEPTIONS: San Diego State-None. Brigham Young-ALBA, MICHA 1-0; BURBIDGE, Jon 1-18.

FUMBLES: San Diego State-O'CONNELL, Kevin 1-0. Brigham Young-BROWN, Curtis 1-1; COOPER, Brett 1-0.

SACKS (UA-A): San Diego State-APPLEWHITE, Antw 1-0. Brigham Young-NUA, Shaun 2-0; DENNEY, John 1-0.

TACKLES (UA-A): San Diego State-MCCOY, Matt 7-4; UNDERWOOD, Marv 2-6; BAKER, Donnie 6-0; LOBEL, Blake 3-3; FARWELL, Heath 3-1; MORRISON, Kirk 3-1; CALISTE, Hubert 2-2; KEIAHO, Freddie 3-0; OSBORN, Nicholas 2-1; DEAN, Josh 2-1; LARSEN, Stephen 2-1; KAHUJ, Kurt 1-2; MARTIN, Brett 1-1; MAKA, Va'ati 1-1; WEBB, Jeff 1-0; MILLER, Martin 1-0; APPLEWHITE, Antw 1-0; DEMPS, Marcus 1-0; BAILES, Jonathan 1-0; VAN, Jason 1-0; CONERLY, Kyle 0-1; GRISBY, Reggie 0-1. Brigham Young-POPPINGA, Brady 4-4; JENSEN, Cameron 3-5; FRANCISCO, Aaro 3-4; GABRIEL, Dustin 4-1; BURBIDGE, Jon 3-2; ALBA, MICHA 2-3; BAUMAN, Matt 4-0; WHITE, Spencer 3-1; CARLSON-MADDUX 2-1; AH YOU, Matt 2-1; NUA, Shaun 2-1; DENNEY, John 1-1; COOPER, Brett 0-2; BROWN, Manoa 0-2; MARQUARDT, Dani 0-2; ALLEN, Matt 1-0; BECK, Ryan 1-0; PAYNE, Matt 1-0; SOELBERG, Natha 1-0; LOVELY, Gary 1-0; MARQUARDT, Mich 1-0; BUCHANAN, Kayle 1-0; BERRY, Matt 1-0; TAFUNA, David 1-0; LOVELY, Greg 1-0; HALE, Chris 0-1; GOOCH, Quinn 0-1; PAONGO, Hala 0-1.

Stadium: LaVell Edwards Attendance: 53435  
 Kickoff time: 1:05 pm End of Game: 4:45 pm Total elapsed time: 3:40  
 Officials: Referee: Craig Battaglia; Umpire: Robert Collins;  
 Linesman: Bob Bahne; Line judge: Gary McNanna; Back judge: Steve Lindsay;  
 Field judge: Mike Contreras; Side judge: Ken Lucido; Scorer: Media Relations;  
 Temperature: 60 F Wind: 2 mph NE Weather: Clear





## SPECIAL TEAMS

**A KICKOFF WAS RETURNED FOR A TD:**  
BYU: 1998, M. Rigell at Hawaii, 96 yards (W, 31-9)  
Opp: 2004, T.J. Rushing at Stanford, 99 yards (L, 37-10)

**A FIELD GOAL WAS BLOCKED:**  
BYU: 2004 by Aaron Francisco vs. SDSU (W, 49-16)  
Opp: 1999 by M. Kemoeatu, Utah (L, 20-17)

**A BLOCKED FG RESULTED IN A TD:**  
BYU: 2001, Ryan Denney at SDSU (W, 59-21)

**A PUNT WAS BLOCKED:**  
BYU: 2004 by Dennis Pitta at Air Force (W, 41-24)  
Opp: 2004 by Michael Okwo, Stanford (L, 37-10)

**A BLOCKED PUNT RESULTED IN A TD:**  
BYU: 2004 by Gary Lovely, at Air Force (W, 31-22)  
Opp: 2003, by Burton vs. Ga. Tech (W, 24-13)

**A PAT WAS BLOCKED:**  
BYU: 1998, Stevenson vs. Air Force (L, 20-13)  
Opp: 2004 by SDSU (W, 49-16)

**A TWO-POINT PAT WAS CONVERTED:**  
BYU: 2003, T. Christensen vs. Boise State (L, 50-12)  
Opp: 2002, Floyd, Wyoming (W, 35-31)

**A KICKER MADE FOUR FIELD GOALS:**  
BYU: 2000, Pochman 4, at Utah (W, 34-27)  
Opp: 2003, Fitzpatrick 4, at Notre Dame (L, 33-14)

**THE GAME WAS WON ON A LAST SECOND FG**  
BYU: 2001 at Mississippi State (W, 41-38)  
Opp: 2000, San Diego State (L, 16-15)

**HAD A 60-YARD PLUS PUNT:**  
BYU: 2004, Payne 60 yds vs. Wyoming (W, 24-13)  
Opp: 2004, Donny Heaton, Air Force (W, 41-24)

**DID NOT PUNT DURING ENTIRE GAME:**  
BYU: 2001 vs. Colorado State (W, 56-34)

**MISC. OFFENSE**  
**HAD OVER 600 YARDS IN TOTAL OFFENSE:**  
BYU: 2002, 615 yds vs. Syracuse (W, 42-21)  
Opp: 2001, 646 yds vs. Hawaii (L, 72-45)

**SCORED 50 POINTS:**  
BYU: 2001, vs. Colorado State (W, 56-34)  
Opp: 2003, Boise State (L, 50-12)

**SCORED 60 POINTS:**  
BYU: 2001, vs. Air Force (W, 63-33)  
Opp: 2001, Hawaii (L, 72-45)

**THE PASSING GAME**  
**SCORED ON OVER 50-YARD PASS PLAY:**  
BYU: 2004, Austin Collie, 82 yards from Beck, vs. SDSU  
Opp: 2004, McNight, 54 yds from Qunn, Notre Dame

**SCORED ON OVER 70-YARD PASS PLAY:**  
BYU: 2004, Austin Collie, 82 yards from Beck, vs. SDSU  
Opp: 2003, Webb from Hall, 70 yds, San Diego St.

**A RECEIVER HAD A 150-YARD GAME:**  
BYU, 2004, Watkins 153 yds vs. Air Force (W, 41-24)

Opp: 2004, Anderson 232 yds. Colorado State (W, 31-21)

**A RECEIVER HAD 10 OR MORE CATCHES:**  
BYU: 2004, Collie, A. 10 at UNLV (L, 24-20)  
Opp: 2004, Anderson 12, Colorado State (W, 31-21)

**A QUARTERBACK HAD 25 COMPLETIONS:**  
BYU: 2004, Beck, 34, vs. UNLV (L, 24-20)  
Opp: 2002, Hall, 26, San Diego State (L, 34-10)

**A QUARTERBACK HAD 40 PASS ATTEMPTS:**  
BYU: 2004, Jo. Beck, 67 at UNLV (L, 24-20)  
Opp: 2004, O'Connell, 47, SDSU (W, 49-16)

**A QB HAD THREE OR MORE TD PASSES:**  
BYU: 2004, Beck, 3, vs. SDSU (W, 49-16)  
Opp: 2004, Edwards, 3, Stanford (L, 37-10)

**A WR HAD THREE OR MORE TD RECEPTIONS:**  
BYU: 2001, Jolley, 3 vs. Air Force (W, 63-33)  
Opp: 2003, Webb 3, San Diego State (W, 44-36)

**THERE WAS A 400-YD PASSER:**  
BYU: 2000, Engemann, 447 yds at Virginia (W, 38-35)  
Opp: 2002, Threadgill, 410, Nevada (L, 31-28)

**HAD OVER 500 YARDS PASSING:**  
BYU: 1999, 501 yds vs. Washington (W, 35-28)  
Opp: 2001, Rolovich 543, Hawaii (L, 72-45)

**DID NOT THROW A TD PASS:**  
BYU: 2004 vs. Stanford (L, 37-10)  
Opp: 2004, UNLV (L, 24-20)

**HAD LESS THAN 100 YARDS PASSING:**  
BYU: 2003 vs. Utah, 41 yds (L, 3-0)  
Opp: 2003, Stanford, 56 yds (L, 18-14)

## THE RUNNING GAME

**A RUSHER HAD MORE THAN 30 CARRIES:**  
BYU: 2002, Brown 33, at Utah State (W, 35-34)  
Opp: 2004, Jones 35, at Notre Dame (L, 33-14)

**THERE WAS A 100-YARD RUSHER:**  
BYU: 2004, Brown (106) vs. SDSU (W, 49-16)  
Opp: 2004, O'Connell (101), SDSU (W, 49-16)

**THERE WERE TWO 100-YARD RUSHERS:**  
BYU: 2001, Staley (196), Doman (164); vs. CSU  
Opp: 2004, Bush (124), White (110); USC

**THERE WERE THREE 100-YARD RUSHERS:**  
BYU: 2001, Staley (142), Doman (116), McDonald (110); vs. Tulane

**A RUNNING BACK HAD FOUR RUSHING TDS:**  
BYU: 2001, Staley (4) vs. Wyoming (W, 41-34)  
Opp: 2002, Harridge (4) Air Force (L, 52-9)

**HAD OVER 300 YARDS RUSHING:**  
BYU: 2001, 410 yds, vs. Colorado State (W, 56-34)  
Opp: 2002, 386 yds, Air Force (L, 52-9)

**HAD LESS THAN 100 NET YARDS RUSHING:**  
BYU: 2004, 25 yds., at Boise State (L, 37-10)  
Opp: 2004, 72 yds, Stanford (L, 37-10)

**THERE WAS A 200-YARD RUSHER:**  
BYU: 2002, Brown (217) at Utah State (W, 35-34)

Opp: 2001, Childs (237), Colorado State (W, 56-34)

## DEFENSE

**INTERCEPTION RETURNED FOR A TD:**  
BYU: 2004, Cameron Jenson vs. UNLV, 26 yards (L 24-20)  
Opp: 2004, Jackson, Notre Dame (W, 20-17)

**A FUMBLE WAS RETURNED FOR A TD:**  
BYU: 2003, Bockwoldt at SDSU (W, 44-36)  
Opp: 2002, J. Brimmer, UNLV (L, 24-3)

**A SAFETY WAS SCORED:**  
BYU: 2003, team vs. Boise State (L, 50-12)  
Opp: 2004, Boise State (L, 28-27)

**THERE WAS A SHUTOUT:**  
BYU: 1999 vs. UNLV (W, 29-0)  
Opp: 2003, Utah (L, 3-0)

**DEFENSE HAD A SHUTOUT IN THE FIRST HALF:**  
BYU: 2003, vs. New Mexico, 10-0 (W, 10-7)  
Opp: 2003, Utah, 3-0 (L, 3-0)

**A DEFENDER HAD TWO INTERCEPTIONS:**  
BYU: 2002, B. Heaney vs. Ga. Tech (L, 29-18)  
Opp: 2004, Nurse, Boise State (L, 50-12)

**A DEFENDER HAD THREE INTERCEPTIONS:**  
BYU: 2000, Smith vs. Wyoming (Wm 19-17)

## MISCELLANEOUS

**DID NOT SCORE A TOUCHDOWN:**  
BYU: 2003, vs. Utah (L, 3-0)  
Opp: 2003, vs. Utah (L, 3-0)

**NO TURNOVERS:**  
BYU: 2004, vs. SDSU (W, 49-16)  
Opp: 2002, Air Force (L, 52-9)

**A TEAM ONLY HAD ONE PENALTY:**  
BYU: 2003 vs. UNLV (W, 27-20)  
Opp: 2003, Wyoming (L, 13-10)

**BYU PLAYED TO A SCORELESS TIE:**  
BYU: 1957 vs. Wyoming

**THE LAST TIME OVERTIME WAS PLAYED:**  
BYU: 2003 at UNLV (W, 27-20)

**TEAM WAS AHEAD AT HALF AND LOST:**  
BYU: 2004 vs. UNLV (ahead 10-7, lost 24-20)  
Opp: 2003, Air Force (ahead 10-3, lost 41-24)

**10 OR MORE PENALTIES:**  
BYU: 2004, 10, vs. SDSU (W, 49-16)  
Opp: 2004, 10 UNLV (L, 24-20)

**OVER 100 PENALTY YARDS:**  
BYU: 2004, 14-125, at Stanford (L, 37-10)  
Opp: 2001 10-127 Miss. State (W, 41-28)

**LOST FOUR OR MORE FUMBLES**  
BYU: 2004, UNLV 4 (L, 24-20)  
Opp: 2001, Hawaii, 4 (L, 72-45)

**HAD FIVE OR MORE FUMBLES:**  
BYU: 2004 vs. UNLV 6 (L, 24-20)  
Opp: 2000, 5 Utah State (W, 38-14)



## BYU FOOTBALL 2004 Overall Statistics

Date	Opponent	Score	Overall Record	Conference Record	Time	Attend
Sept 4, 2004	NOTRE DAME	W 20-17	1-0-0	0-0-0	3:29	65251
Sept 11, 2004	at STANFORD	L 37-10	1-1-1	0-0-0	3:35	31500
Sept 18, 2004	#1 USC	L 42-10	1-2-0	0-0-0	3:20	63467
Sep 24, 2004	at #21 Boise State	L 28-27	1-3-0	0-0-0	3:48	30601
*Oct 2, 2004	at Colorado State	W 31-21	2-3-0	1-0-0	3:40	32511
*Oct 8, 2004	UNLV	L 24-20	2-4-0	1-1-0	3:51	56341
*Oct 16, 2004	WYOMING	W 24-13	3-4-0	2-1-0	3:16	58737
*Oct 23, 2004	at Air Force	W 41-24	4-4-0	3-1-0	3:21	38235
*Nov. 6, 2004	San Diego State	W 49-16	5-4-0	4-1-0	3:40	53435

\* indicates conference game

### Team Statistics

TEAM STATISTICS	BYU	OPP
SCORING	232	222
Points Per Game	25.8	24.7
FIRST DOWNS	176	173
Rushing	59	62
Passing	102	91
Penalty	15	20
RUSHING YARDAGE	1009	1174
Yards gained rushing	1292	1483
Yards lost rushing	283	309
Rushing Attempts	322	347
Average Per Rush	3.1	3.4
Average Per Game	112.1	130.4
TDs Rushing	11	12
PASSING YARDAGE	2603	2195
Att-Comp-Int.	352-194-12	326-174-10
Average Per Pass	7.4	6.7
Average Per Catch	13.4	12.6
Average Per Game	289.2	243.9
TDs Passing	14	13
TOTAL OFFENSE	3612	3369
Total Plays	674	673
Average Per Play	5.4	5.0
Average Per Game	401.3	374.3
KICK RETURNS: #-YARDS	24-504	26-622
PUNT RETURNS: #-YARDS	18-143	21-181
INT RETURNS: #-YARDS	10-153	12-126
KICK RETURN AVERAGE	21.0	23.9
PUNT RETURN AVERAGE	7.9	8.6
INT RETURN AVERAGE	15.3	10.5
FUMBLES-LOST	25-13	14-7
PENALTIES-YARDS	72-595	65-576
Average Per Game	66.1	64.0
PUNTS-YARDS	55-2459	59-2497
Average Per Punt	44.7	42.3
Net punt average	41.4	39.9
TIME OF POSSESSION/GAME	29:42	30:18
3RD-DOWN CONVERSIONS	49/148	52/148
3rd-Down Pct	33%	35%
4TH-DOWN CONVERSIONS	7/11	5/13
4th-Down Pct	64%	38%
SACKS BY-YARDS	30-209	29-181
MISC YARDS	0	18
TOUCHDOWNS SCORED	27	27
FIELD GOALS-ATTEMPTS	15-18	11-21
PAT-ATTEMPTS	25-27	25-26
ATTENDANCE	297231	132847
Games/Avg Per Game	5/59446	4/33212
Neutral Site Games		0/0

SCORE BY QUARTERS	1st	2nd	3rd	4th	Total
Brigham Young	44	41	89	58	- 232
Opponents	23	67	48	84	- 222



## Individual Stats

RUSHING	GP	Att	Gain	Loss	Net	Avg	TD	Long	Avg/G
BROWN, Curtis	9	129	729	38	691	5.4	5	43	76.8
TAHI, Naufahu	9	86	340	26	314	3.7	5	18	34.9
HUDSON, Ray	4	12	38	0	38	3.2	0	9	9.5
PAYNE, Matt	9	1	20	0	20	20.0	0	20	2.2
KUKAHIKO, Jason	9	1	12	0	12	12.0	0	12	1.3
COLLIE, Austin	9	5	18	6	12	2.4	0	12	1.3
HARRIS, Antwaun	9	2	8	0	8	4.0	0	5	0.9
WATTERSON, Eric	1	1	2	0	2	2.0	1	2	2.0
WATKINS, Todd	9	1	0	4	-4	-4.0	0	0	-0.4
BECK, Jason	2	4	4	9	-5	-1.2	0	4	-2.5
Team	6	6	0	7	-7	-1.2	0	0	-1.2
BERRY, Matt	4	8	12	39	-27	-3.4	0	12	-6.8
BECK, John	9	66	109	154	-45	-0.7	0	16	-5.0
Total.....	9	322	1292	283	1009	3.1	11	43	112.1
Opponents.....	9	347	1483	309	1174	3.4	12	66	130.4

PASSING	GP	Effic	Att-Cmp-Int	Pct	Yds	TD	Lng	Avg/G
BECK, John	9	129.65	274-153-7	55.8	2103	12	82	233.7
BECK, Jason	2	79.32	46-23-3	50.0	232	0	23	116.0
BERRY, Matt	4	133.76	28-17-1	60.7	228	1	42	57.0
BROWN, Jackson	1	-200.00	1-0-1	0.0	0	0	0	0.0
PAYNE, Matt	9	0.00	1-0-0	0.0	0	0	0	0.0
TAHI, Naufahu	9	0.00	1-0-0	0.0	0	0	0	0.0
BROWN, Curtis	9	766.00	1-1-0	100.0	40	1	40	4.4
Total.....	9	123.54	352-194-12	55.1	2603	14	82	289.2
Opponents.....	9	116.96	326-174-10	53.4	2195	13	76	243.9

RECEIVING	GP	No.	Yds	Avg	TD	Long	Avg/G
WATKINS, Todd	9	47	995	21.2	5	79	110.6
COLLIE, Austin	9	46	614	13.3	7	82	68.2
BROWN, Curtis	9	21	137	6.5	0	20	15.2
KUKAHIKO, Jason	9	16	160	10.0	0	16	17.8
HARRIS, Antwaun	9	14	135	9.6	0	35	15.0
COATS, Dan	9	12	149	12.4	0	26	16.6
TAHI, Naufahu	9	12	107	8.9	0	38	11.9
PITTA, Dennis	9	11	114	10.4	2	21	12.7
WILKERSON, Rod	9	8	100	12.5	0	22	11.1
HALE, Chris	9	4	12	3.0	0	9	1.3
MAHUIKA, Bryce	9	1	50	50.0	0	50	5.6
ALLEN, Matt	5	1	26	26.0	0	26	5.2
GILLESPIE, Jere	5	1	4	4.0	0	4	0.8
Total.....	9	194	2603	13.4	14	82	289.2
Opponents.....	9	174	2195	12.6	13	76	243.9

SCORING	TD	FGs	PATs				DXP	Saf	Points
			Kick	Rush	Rcv	Pass			
PAYNE, Matt	0	15-18	25-26	0-0	0	0-0	0	0	70
COLLIE, Austin	7	0-0	0-0	0-0	0	0-0	0	0	42
WATKINS, Todd	5	0-0	0-0	0-0	0	0-0	0	0	30
BROWN, Curtis	5	0-0	0-0	0-0	0	0-0	0	0	30
TAHI, Naufahu	5	0-0	0-0	0-0	0	0-0	0	0	30
PITTA, Dennis	2	0-0	0-0	0-0	0	0-0	0	0	12
JENSEN, Cameron	1	0-0	0-0	0-0	0	0-0	0	0	6
LOVELY, Gary	1	0-0	0-0	0-0	0	0-0	0	0	6
WATTERSON, Eric	1	0-0	0-0	0-0	0	0-0	0	0	6
WILLIAMS, Trent	0	0-0	0-1	0-0	0	0-0	0	0	0
Total.....	27	15-18	25-27	0-0	0	0-0	0	0	232
Opponents.....	27	11-21	25-26	0-0	0	0-1	0	1	222

PUNT RETURNS	No.	Yds	Avg	TD	Long
MAHUIKA, Bryce	17	117	6.9	0	16
PITTA, Dennis	1	18	18.0	0	0
LOVELY, Gary	0	8	0.0	1	8
Total.....	18	143	7.9	1	16
Opponents.....	21	181	8.6	0	24

INTERCEPTIONS	No.	Yds	Avg	TD	Long
JENSEN, Cameron	2	26	13.0	1	26
BURBRIDGE, Jon	2	41	20.5	0	23
ALBA, MICHA	2	0	0.0	0	0
WHITE, Spencer	1	46	46.0	0	46
GABRIEL, Dustin	1	6	6.0	0	6
FRANCISCO, Aaro	1	34	34.0	0	34
HEANEY, Brandon	1	0	0.0	0	0
Total.....	10	153	15.3	1	46
Opponents.....	12	126	10.5	1	38

KICK RETURNS	No.	Yds	Avg	TD	Long
MAHUIKA, Bryce	11	277	25.2	0	42
HARRIS, Antwaun	4	65	16.2	0	26
COOPER, Brett	4	44	11.0	0	23
COLLIE, Austin	3	59	19.7	0	25
ALLEN, Matt	1	25	25.0	0	25
COATS, Dan	1	11	11.0	0	11
HUDSON, Ray	0	23	0.0	0	23
Total.....	24	504	21.0	0	42
Opponents.....	26	622	23.9	1	99

FUMBLE RETURNS	No.	Yds	Avg	TD	Long
Total.....	0	0	0.0	0	0
Opponents.....	2	18	9.0	0	10

TOTAL OFFENSE	G	Plays	Rush	Pass	Total	Avg/G
BECK, John	9	340	-45	2103	2058	228.7
BROWN, Curtis	9	130	691	40	731	81.2
TAHI, Naufahu	9	87	314	0	314	34.9
BECK, Jason	2	50	-5	232	227	113.5
BERRY, Matt	4	36	-27	228	201	50.2
HUDSON, Ray	4	12	38	0	38	9.5
PAYNE, Matt	9	2	20	0	20	2.2
COLLIE, Austin	9	5	12	0	12	1.3
KUKAHIKO, Jason	9	1	12	0	12	1.3
HARRIS, Antwaun	9	2	8	0	8	0.9
WATTERSON, Eric	1	1	2	0	2	2.0
WATKINS, Todd	9	1	-4	0	-4	-0.4
Team	6	6	-7	0	-7	-1.2
Total.....	9	674	1009	2603	3612	401.3
Opponents.....	9	673	1174	2195	3369	374.3



## Individual Stats (cont.)

FIELD GOALS	FGM-FGA	Pct	01-19	20-29	30-39	40-49	50-99	Lg	Blk
PAYNE, Matt	15-18	83.3	0-0	1-2	2-3	8-8	4-5	53	0

FG SEQUENC	Brigham Young	OPPONENTS
Notre Dame	(44),(53)	(21)
Stanford	(40)	49,22,(19),(29),(41)
Southern California	(46)	43,49
Boise State	(32),(42),38	45,(47),(37)
Colorado State	(52)	39
UNLV	29,(47),(50)	(35)
Wyoming	(46)	43,(45),(40)
Air Force	(23),(53)	(48),59,50
San Diego State	(43),(34),(42),59	35,(47)

Numbers in (parentheses) indicate field goal was made.

PUNTING	No.	Yds	Avg	Long	TB	FC	I20	Blkd
PAYNE, Matt	54	2445	45.3	79	6	3	21	1
Team	1	14	14.0	14	0	0	0	0
Total.....	55	2459	44.7	79	6	3	21	1
Opponents.....	59	2497	42.3	77	7	17	19	2

KICKOFFS	No.	Yds	Avg	TB	OB
PAYNE, Matt	50	3106	62.1	19	3
MCLAUGHLIN, Jar	1	53	53.0	0	0
Total.....	51	3159	61.9	19	3
Opponents.....	45	2794	62.1	16	4

ALL PURPOSE	G	Rush	Rec	PR	KOR	IR	Tot	Avg/G
WATKINS, Todd	9	-4	995	0	0	0	991	110.1
BROWN, Curtis	9	691	137	0	0	0	828	92.0
COLLIE, Austin	9	12	614	0	59	0	685	76.1
MAHUIKA, Bryce	9	0	50	117	277	0	444	49.3
TAHI, Naufahu	9	314	107	0	0	0	421	46.8
HARRIS, Antwaun	9	8	135	0	65	0	208	23.1
KUKAHIKO, Jason	9	12	160	0	0	0	172	19.1
COATS, Dan	9	0	149	0	11	0	160	17.8
PITTA, Dennis	9	0	114	18	0	0	132	14.7
WILKERSON, Rodn	9	0	100	0	0	0	100	11.1
HUDSON, Ray	4	38	0	0	23	0	61	15.2
ALLEN, Matt	5	0	26	0	25	0	51	10.2
WHITE, Spencer	9	0	0	0	0	46	46	5.1
COOPER, Brett	8	0	0	0	44	0	44	5.5
BURBIDGE, Jon	9	0	0	0	0	41	41	4.6
FRANCISCO, Aaro	9	0	0	0	0	34	34	3.8
JENSEN, Cameron	9	0	0	0	0	26	26	2.9
PAYNE, Matt	9	20	0	0	0	0	20	2.2
HALE, Chris	9	0	12	0	0	0	12	1.3
LOVELY, Gary	9	0	0	8	0	0	8	0.9
GABRIEL, Dustin	9	0	0	0	0	6	6	0.7
GILLESPIE, Jere	5	0	4	0	0	0	4	0.8
WATTERSON, Eric	1	2	0	0	0	0	2	2.0
BECK, Jason	2	-5	0	0	0	0	-5	-2.5
Team	6	-7	0	0	0	0	-7	-1.2
BERRY, Matt	4	-27	0	0	0	0	-27	-6.8
BECK, John	9	-45	0	0	0	0	-45	-5.0
Total.....	9	1009	2603	143	504	153	4412	490.2
Opponents.....	9	1174	2195	181	622	126	4298	477.6





## Defensive Statistics

DEFENSIVE LEADERS	GP	Tackles				Sacks		Pass Def			Fumbles		Blkd Kick	Saf
		Solo	Ast	Total	TFL/Yds	No-Yds	Int-Yds	BrUp	QBH	Rcv-Yds	FF			
35 JENSEN, Cameron	9	45	38	83	10.5-26	1.0-10	2-26	2	2	2-0	1	.	.	
33 FRANCISCO, Aaro	9	40	36	76	4.5-9	1.0-1	1-34	5	1	.	1	.	.	
49 POPPINGA, Brady	9	28	38	66	11.5-51	6.0-40	.	.	5	2-0	1	.	.	
37 BURBIDGE, Jon	9	29	15	44	3.5-28	1.0-19	2-41	5	2	.	1	1	.	
34 HEANEY, Brandon	7	22	17	39	2.5-4	.	1-0	8	.	2-0	.	.	.	
24 WHITE, Spencer	9	21	18	39	2.0-9	2.0-9	1-46	2	.	.	.	.	.	
13 SOELBERG, Natha	9	23	14	37	.	.	.	5	.	.	.	.	.	
41 LUETTGERODT, Ju	8	14	11	25	3.0-23	2.0-21	.	1	2	.	1	.	.	
22 ALBA, MICHA	8	12	13	25	0.5-1	.	2-0	1	.	.	.	.	.	
52 BAUMAN, Matt	9	9	14	23	1.5-8	1.5-8	.	.	1	.	.	.	.	
56 NUA, Shaun	9	11	12	23	5.0-30	5.0-30	.	.	2	.	.	.	.	
99 BROWN, Manaia	9	11	11	22	9.0-48	4.5-42	.	3	2	.	1	.	.	
92 DENNEY, John	9	9	11	20	5.5-28	3.0-20	.	1	1	.	1	.	.	
36 STAFFIERI, Mark	9	7	11	18	1.0-5	1.0-5	.	1	1	.	.	.	.	
94 FEULA, Vince	8	7	11	18	0.5-1	.	.	.	.	.	.	.	.	
97 CARLSON-MADDUX	9	12	5	17	2.0-7	.	.	.	1	.	.	.	.	
28 GABRIEL, Dustin	9	8	6	14	0.5-1	.	1-6	.	.	.	.	.	.	
25 GOOCH, Quinn	9	1	7	8	.	.	.	1	.	.	.	.	.	
77 MARQUARDT, Dani	7	2	6	8	2.0-17	2.0-17	.	1	2	.	.	.	.	
70 PAONGO, Hala	9	2	6	8	1.0-1	.	.	.	.	.	.	.	.	
38 PAYNE, Matt	9	7	1	8	.	.	.	.	.	1-0	.	.	.	
43 BUCHANAN, Kayle	9	5	1	6	.	.	.	.	.	.	.	.	.	
58 AH YOU, Matt	5	5	1	6	.	.	.	1	.	.	.	.	.	
46 MARQUARDT, Mich	8	2	2	4	1.0-1	.	.	.	2	.	.	.	.	
5 COOPER, Brett	8	.	4	4	.	.	.	.	.	.	.	.	.	
21 TAFUNA, David	8	2	2	4	.	.	.	.	.	.	.	.	.	
10 ALLEN, Matt	5	3	1	4	.	.	.	.	.	.	.	.	.	
53 LOVELY, Gary	9	4	.	4	.	.	.	.	.	.	.	.	.	
55 BATES, Dan	4	.	2	2	.	.	.	.	.	.	.	.	.	
29 HALE, Chris	9	1	1	2	.	.	.	.	.	.	.	1	.	
88 PITTA, Dennis	9	1	1	2	.	.	.	.	.	.	.	1	.	
26 WILKERSON, Rodn	9	2	.	2	.	.	.	.	.	.	.	.	.	
9 COLLIE, Austin	9	1	1	2	.	.	.	.	.	.	.	.	.	
14 HARRIS, Antwaun	9	2	.	2	.	.	.	.	.	.	.	.	.	
19 BECK, Ryan	3	1	1	2	.	.	.	.	.	.	.	.	.	
45 ANDERTON, Judd	2	.	1	1	.	.	.	.	.	.	.	.	.	
8 BERRY, Matt	4	1	.	1	.	.	.	.	.	.	.	.	.	
16 LOVELY, Greg	4	1	.	1	.	.	.	.	.	.	.	.	.	
27 RASHADA, Ibrahi	5	1	.	1	.	.	.	.	.	.	.	.	.	
44 PEAUA, Maa	8	1	.	1	.	.	.	.	.	.	.	.	.	
2 MAHUIKA, Bryce	9	1	.	1	.	.	.	.	.	.	.	.	.	
47 NEHRING, Richar	1	1	.	1	.	.	.	.	.	.	.	.	.	
73 KURESA, Jake	9	1	.	1	.	.	.	.	.	.	.	.	.	
15 KUKAHIKO, Jason	9	1	.	1	.	.	.	.	.	.	.	.	.	
39 WILLIAMS, Trent	1	.	.	.	.	.	.	.	1	.	.	.	.	
Total.....	9	357	319	676	67-298	30-209	10-153	37	25	7-0	7	3	.	
Opponents.....	9	373	252	625	71-277	29-181	12-126	34	6	13-18	16	2	1	



## INDIVIDUAL GAME HIGHS

Rushes	24	BROWN, Curtis vs Wyoming (Oct 16, 2004)
Yards Rushing	159	BROWN, Curtis vs Wyoming (Oct 16, 2004)
TD Rushes	2	BROWN, Curtis at Colorado State (Oct 02, 2004)
Long Rush	43	BROWN, Curtis vs San Diego State (Nov 06, 2004)
Pass attempts	67	BECK, John vs UNLV (Oct 08, 2004)
Pass completions.	34	BECK, John vs UNLV (Oct 08, 2004)
Yards Passing	390	BECK, John at Boise State (Sep 24, 2004)
TD Passes	4	BECK, John at Air Force (Oct 23, 2004)
Long Pass	82	BECK, John vs San Diego State (Nov 06, 2004)
Receptions.	10	COLLIE, Austin vs UNLV (Oct 08, 2004)
Yards Receiving	211	WATKINS, Todd at Boise State (Sep 24, 2004)
TD Receptions	2	PITTA, Dennis at Air Force (Oct 23, 2004)
Long Reception	82	COLLIE, Austin vs San Diego State (Nov 06, 2004)
Field Goals	3	PAYNE, Matt vs San Diego State (Nov 06, 2004)
Long Field Goal	53	PAYNE, Matt vs Notre Dame (Sept 4, 2004)
		PAYNE, Matt at Air Force (Oct 23, 2004)
Punts	9	PAYNE, Matt vs Notre Dame (Sept 4, 2004)
Punting Avg	48.2	PAYNE, Matt vs Southern California (Sep 18, 2004)
Long Punt	79	PAYNE, Matt vs Southern California (Sep 18, 2004)
Long Punt Return.	16	MAHUIKA, Bryce at Stanford (Sep 11, 2004)
Long Kickoff Return	42	MAHUIKA, Bryce at Colorado State (Oct 02, 2004)
Tackles	16	FRANCISCO, Aaro vs Southern California (Sep 18, 2004)
		FRANCISCO, Aaro at Boise State (Sep 24, 2004)
Sacks.	2.0	POPPINGA, Brady vs UNLV (Oct 08, 2004)
		NUA, Shaun at Air Force (Oct 23, 2004)
		NUA, Shaun vs San Diego State (Nov 06, 2004)
Tackles For Loss	3.0	POPPINGA, Brady vs UNLV (Oct 08, 2004)
Interceptions	1	BURBIDGE, Jon vs Southern California (Sep 18, 2004)
		HEANEY, Brandon at Boise State (Sep 24, 2004)
		ALBA, MICHA at Colorado State (Oct 02, 2004)
		JENSEN, Cameron vs UNLV (Oct 08, 2004)
		BURBIDGE, Jon vs Wyoming (Oct 16, 2004)
		FRANCISCO, Aaro vs Wyoming (Oct 16, 2004)
		WHITE, Spencer vs Wyoming (Oct 16, 2004)
		GABRIEL, Dustin vs Wyoming (Oct 16, 2004)
		ALBA, MICHA vs San Diego State (Nov 06, 2004)
		JENSEN, Cameron vs San Diego State (Nov 06, 2004)

## TEAM GAME HIGHS

Rushes	46	at Colorado State (Oct 02, 2004)
Yards Rushing	237	vs Wyoming (Oct 16, 2004)
Yards Per Rush	5.4	vs Wyoming (Oct 16, 2004)
TD Rushes	3	at Colorado State (Oct 02, 2004)
		vs San Diego State (Nov 06, 2004)
Pass attempts	68	vs UNLV (Oct 08, 2004)
Pass completions.	34	vs UNLV (Oct 08, 2004)
Yards Passing	390	at Boise State (Sep 24, 2004)
Yards Per Pass	12.6	vs San Diego State (Nov 06, 2004)
TD Passes.	4	at Air Force (Oct 23, 2004)
Total Plays	96	vs UNLV (Oct 08, 2004)
Total Offense.	527	at Air Force (Oct 23, 2004)
Yards Per Play	7.5	vs San Diego State (Nov 06, 2004)
Points	49	vs San Diego State (Nov 06, 2004)
Sacks By	6	at Boise State (Sep 24, 2004)
First Downs	27	at Colorado State (Oct 02, 2004)
Penalties.	14	at Stanford (Sep 11, 2004)
Penalty Yards	125	at Stanford (Sep 11, 2004)
Turnovers	7	at Stanford (Sep 11, 2004)
Interceptions By	4	vs Wyoming (Oct 16, 2004)

## OPPONENT INDIVIDUAL GAME HIGHS

Rushes	26	DORSEY, D., vs UNLV (Oct 08, 2004)
Yards Rushing	124	Bush, Reggie, vs Southern California (Sep 18, 2004)
TD Rushes	2	JAUNARAJ, Uldis, at Colorado State (Oct 02, 2004)
		STEPHENS, D, at Air Force (Oct 23, 2004)
Long Rush	66	Bush, Reggie, vs Southern California (Sep 18, 2004)
Pass attempts	47	Quinn, B., vs Notre Dame (Sept 4, 2004)
		O'CONNELL, Kevin, vs San Diego State (Nov 06, 2004)
Pass completions	26	Quinn, B., vs Notre Dame (Sept 4, 2004)
Yards Passing	359	HOLLAND, Justin, at Colorado State (Oct 02, 2004)
TD Passes	3	Edwards, Trent, at Stanford (Sep 11, 2004)
Long Pass	76	Edwards, Trent, at Stanford (Sep 11, 2004)
Receptions.	12	ANDERSON, David, at Colorado State (Oct 02, 2004)
Yards Receiving	232	ANDERSON, David, at Colorado State (Oct 02, 2004)
TD Receptions.	2	T.J. Acree, at Boise State (Sep 24, 2004)
Long Reception.	76	Bradford, Mark, at Stanford (Sep 11, 2004)
Field Goals.	3	Sgroi, Michael, at Stanford (Sep 11, 2004)
Long Field Goal	48	GREENAWAY, M, at Air Force (Oct 23, 2004)
Punts	12	COOK, Gary, vs UNLV (Oct 08, 2004)
Punting Avg	49.3	HEATON, Donny, at Air Force (Oct 23, 2004)
Long Punt	77	HEATON, Donny, at Air Force (Oct 23, 2004)
Long Punt Return	24	MARSH, Hoost, vs Wyoming (Oct 16, 2004)
Long Kickoff Return	99	Rushing, T.J., at Stanford (Sep 11, 2004)
Tackles	15	STRATTON, Ben, at Colorado State (Oct 02, 2004)
Sacks	3.0	Cody, Shaun, vs Southern California (Sep 18, 2004)
		Korey Hall, at Boise State (Sep 24, 2004)
		Korey Hall, at Boise State (Sep 24, 2004)
Tackles For Loss	4.0	Jackson, P., vs Notre Dame (Sept 4, 2004)
Interceptions	1	Atogwe, O., at Stanford (Sep 11, 2004)
		Torrence, Leigh, at Stanford (Sep 11, 2004)
		Sanchez, Nick, at Stanford (Sep 11, 2004)
		Carroll, Casey, at Stanford (Sep 11, 2004)
		Thomas, Terrell, vs Southern California (Sep 18, 2004)
		Bing, Darnell, vs Southern California (Sep 18, 2004)
		Grootegoed, M., vs Southern California (Sep 18, 2004)
		HERBERT, Robert, at Colorado State (Oct 02, 2004)
		BRIMMER, Jamaal, vs UNLV (Oct 08, 2004)
		BUTLER, T., vs Wyoming (Oct 16, 2004)
		GIANNINI, Bobby, at Air Force (Oct 23, 2004)

## OPPONENT TEAM GAME HIGHS

Rushes	51	vs Southern California (Sep 18, 2004)
Yards Rushing	291	vs Southern California (Sep 18, 2004)
Yards Per Rush	5.7	vs Southern California (Sep 18, 2004)
TD Rushes	4	vs Southern California (Sep 18, 2004)
Pass attempts	47	vs Notre Dame (Sept 4, 2004)
Pass completions.	26	vs Notre Dame (Sept 4, 2004)
Yards Passing	359	at Colorado State (Oct 02, 2004)
Yards Per Pass	10.7	at Boise State (Sep 24, 2004)
TD Passes	3	at Stanford (Sep 11, 2004)
Total Plays	85	vs Southern California (Sep 18, 2004)
Total Offense	527	vs Southern California (Sep 18, 2004)
Yards Per Play	7.0	at Colorado State (Oct 02, 2004)
Points	42	vs Southern California (Sep 18, 2004)
Sacks By	8	at Boise State (Sep 24, 2004)
First Downs	26	vs Southern California (Sep 18, 2004)
Penalties.	10	vs UNLV (Oct 08, 2004)
Penalty Yards	85	vs UNLV (Oct 08, 2004)
Turnovers	4	vs Wyoming (Oct 16, 2004)
Interceptions By	4	at Stanford (Sep 11, 2004)



## OFFENSE

Pos	No.	Player	Ht.	Wt.	Yr.	Hometown / School
XR	1	Todd Watkins	6-3	185	R-Jr.	San Diego, Calif. / Grossmont JC
	26	Rodney Wilkerson	6-2	190	R-Sr.	Orem, Utah / Orem HS
FR	15	Jason Kukahiko	6-1	190	R-Sr.	Orem, Utah / Orem HS
	14	Antwaun Harris	6-0	195	Fr.	Garland, Texas / Garland HS
ZR	9	Austin Collie	6-1	185	Fr.	El Dorado Hills, CA / Oak Ridge HS
	29	Chris Hale	5-9	175	R-Jr.	Orem, Utah / Orem HS
TE	20	Daniel Coats	6-3	250	R-So.	Layton, Utah / Northridge HS
	88	Dennis Pitta	6-5	230	Fr.	Moorpark, Calif. / Moorpark HS
LT	65	R.J. Willing	6-4	300	R-Fr.	Kahuku, Hawaii / Kamehameha HS
	59	Eddie Keele	6-5	283	R-So.	Othello, Wash. / Othello HS
LG	78	Brian Sanders	6-3	330	R-Jr.	Mira Loma, Calif. / Jurupa Valley HS
	57	Hanale Vincent	6-5	321	R-Sr.	Kailua, Hawaii / Kamehameha HS
C	54	Lance Reynolds	6-3	293	R-Jr.	Provo, Utah / Timpview HS
	60	Scott Tidwell	6-2	290	R-Jr.	Nampa, Idaho / Ricks JC
RG	75	Scott Young	6-5	312	R-Sr.	Salt Lake City, Utah / Dixie JC
	72	Nick Alletto	6-5	290	Fr.	Parker, Colo. / Ponderosa HS
RT	73	Jake Kuresa	6-4	340	R-So.	Millville, Utah / Mountain Crest HS
	67	Gary McGiven	6-4	302	R-Jr.	Springville, Utah / Mtn. View HS
QB	12	John Beck	6-2	202	So.	Mesa, Ariz. / Mountain View HS
	8	Matt Berry	6-6	227	R-Jr.	Redmond, Wash. / Eastlake HS
RB	6	Curtis Brown	6-0	190	R-So.	Palmdale, Calif. / Paraclete HS
	3	Fahu Tahi	6-0	230	R-Jr.	West Valley City, Utah / Granger HS

## DEFENSE

Pos	No.	Player	Ht.	Wt.	Yr.	Hometown / School
LE	99	Manaia Brown	6-3	315	R-Jr.	West Valley City, Utah / Nebraska
	46	Michael Marquardt	6-4	260	So.	Vista, Calif. / Rancho Buena Vista HS
NT	70	Hala Paongo	6-2	280	So.	Haateioh, Tonga / Kahuku HS
	-or- 77	Daniel Marquardt	6-2	315	R-Jr.	Vista, Calif. / Rancho Buena Vista HS
RE	56	Shaun Nua	6-5	270	R-Sr.	Pago Pago, Am. Samoa / E. Ariz. JC
	-or- 92	John Denney	6-6	275	R-Sr.	Thornton, Colo. / Ricks JC
LLB	49	Brady Poppinga	6-3	257	R-Sr.	Evanston, Wyo. / Evanston HS 44
	36	Markell Staffieri	6-3	230	R-Fr.	Torrey Pines, Calif. / Torrey Pines HS
MLB	35	Cameron Jensen	6-2	230	R-So.	Bountiful, Utah / Ricks JC
	58	Matt Ah You	5-11	240	So.	Cedar Hills, Utah / Lone Peak HS
RLB	52	Matt Bauman	6-1	220	Fr.	Salt Lake City, Utah / Skyline
	41	Justin Luetterodt	6-4	240	Jr.	Gladstone, Ore. / Foothill JC
LK	24	Spencer White	6-1	185	R-Jr.	Orem, Utah / Orem HS
	28	Dustin Gabriel	6-1	190	R-Fr.	Allen, Texas / Allen HS
CGR	33	Aaron Francisco	6-2	206	Sr.	Laie, Hawaii / Kahuku HS
	21	David Tafuna	6-1	202	Fr.	Mesa, Ariz. / Mesa HS
RK	37	Jon Burbidge	6-0	197	R-Sr.	Tumwater, Wash. / Tumwater HS
	25	Quinn Gooch	6-1	190	R-Fr.	Tucson, Ariz. / Sabino HS
LC	13	Nate Soelberg	6-0	172	R-Jr.	West Valley City, Utah / Granger HS
	23	O'Neil Howell	5-11	175	Jr.	West Palm Beach, FL / Lakes HS
RC	22	Micha Alba	5-8	160	R-Sr.	Marietta, Ga. / Walton HS
	43	Kayle Buchanon	6-0	190	R-Fr.	San Jose, Calif. / Santa Clara HS

## SPECIAL TEAMS

Pos	No.	Player	Ht.	Wt.	Yr.	Hometown / School
K	38	Matt Payne	6-4	234	R-Sr.	North Ogden, Utah / Weber HS
	39	Trent Williams	6-0	175	R-Fr.	Provo, Utah / Provo HS
P	38	Matt Payne	6-4	234	R-Sr.	North Ogden, Utah / Weber HS
	93	Jared McLaughlin	6-5	195	R-So.	Wetumpka, Ala. / Wetumpka HS
H	80	Riley Weber	6-1	190	R-Jr.	Phoenix, Ariz. / Glendale CC
	9	Austin Collie	6-1	185	Fr.	El Dorado Hills, Calif. / Oak Ridge HS
DS	92	John Denney	6-6	275	R-Sr.	Thornton, Colo. / Ricks JC
	41	Justin Luetterodt	6-4	240	Jr.	Gladstone, Ore. / Foothill JC

Pos	No.	Player	Ht.	Wt.	Yr.	Hometown / School
KR	5	Brett Cooper	5-11	186	So.	South Ogden, Utah / Bonneville HS
	-or- 14	Antwaun Harris	6-0	195	Fr.	Garland, Texas / South Garland HS
KR	9	Austin Collie	6-1	185	Fr.	El Dorado Hills, Calif. / Oak Ridge HS
	2	Bryce Mahuika	5-10	185	Fr.	Vancouver, Wash. / Evergreen HS
PR	2	Bryce Mahuika	5-10	185	Fr.	Vancouver, Wash. / Evergreen HS
	14	Antwaun Harris	6-0	195	Fr.	Garland, Texas / Garland HS