



BRIGHAM YOUNG FOOTBALL

BYU Athletic Communications • 30 SFH • Provo, UT • (801) 422-8948 • Fax: (801) 422-0633 • www.byucougars.com
Football Contact Info. • Jeff Reynolds • jeff_reynolds@byu.edu • (801) 372-2080 • Asst. Football Contact • Joel Mitchell • mvolleyball_sid@byu.edu • (801) 422-8999

2006 MWC CHAMPIONS

2007 SCHEDULE

Date	Opponent	Time/Results
Sept. 1	ARIZONA	W, 20-7
Sept. 8	at UCLA	L, 27-17
Sept. 15	at Tulsa	L, 55-47
Sept. 22	AIR FORCE	W, 31-6
Sept. 29	at New Mexico	W, 31-24
Oct. 13	at UNLV	W, 24-14
Oct. 20	EASTERN WASHINGTON	W, 42-7
Nov. 3	COLORADO STATE	12 p.m. (MTN)
Nov. 8	TCU	7 p.m. (VERSUS)
Nov. 17	at Wyoming	12 p.m. (MTN)
Nov. 24	UTAH	12 p.m. (CSTV/MTN)
Dec. 1	at San Diego State	TBA (MTN)

2007 QUICK FACTS

Location: Provo, Utah
 Founded: Oct. 15, 1875
 Elevation: 4,553 feet
 Enrollment: 33,278
 Nickname: Cougars
 Mascot: Cosmo
 Colors: Dark Blue and White
 Stadium (capacity): LaVell Edwards Stadium (64,045)
 Surface: Natural Grass
 Conference: Mountain West Conference
 President: Dr. Cecil O. Samuelson
 Athletics Director: Tom Holmoe
 Head Coach: Bronco Mendenhall (Oregon State, '88)
 Seasons: Entering Third
 Career Record: 22-10 (.688)
 Seasons at BYU: Entering Third
 Record at BYU: 22-10 (.688)
 2006 Overall Record: 11-2
 MWC Record: 8-0
 Final Conference Finish: 1st
 First Year of Football: 1922
 All-time Record: 478-369-26 (.562)
 All-time Home Record: 260-126-6 (.671)
 All-time Road Record: 199-224-19 (.472)
 All-time Neutral Record: 20-19-1 (.513)
 All-time MWC Record: 41-20-0 (.672)
 All-time MWC Home Record: 19-11 (.633)
 All-time MWC Road Record: 22-9 (.710)
 Stadium Record: 187-61 (.754)
 Stadium Record (since 1982 expansion): 118-39 (.752)
 Stadium Record (since renaming in 2000): 27-13 (.675)
 Conference Championships: 22
 Bowl Game Appearances: 25
 Last Bowl Appearance: 2006, Pioneer Las Vegas Bowl
 Letterwinners Returning/Lost: 44/22
 Offensive Letterwinners Returning/Lost: 17/14
 Defensive Letterwinners Returning/Lost: 27/11
 Starters Returning/Lost: 14/8
 Offensive Starters Returning/Lost: 7/4
 Defensive Starters Returning/Lost: 7/4



TRADITION SPIRIT HONOR

BYU (5-2, 3-0) at Colorado State (1-7, 1-4)

LaVell Edwards Stadium (64,045)



Provo, Utah

November 3, 2007

12:00 p.m. (MT); The Mtn.



GAME INFORMATION

KICKOFF: 12:06 p.m. (PT)
 SITE: Provo, Utah; LaVell Edwards Stadium (64,045)
 TELEVISION: The mtn. (James Bates, Todd Christensen, Sammy Linebaugh)
 RADIO (Local): KSL-Radio; 1160 AM and 102.7 FM
 (Greg Wrubell, Marc Lyons and Nate Meikle)
 INTERNET WEBCAST: <http://www.byucougars.com>
 THE SERIES: BYU leads 35-27-3
 IN PROVO: BYU leads 19-11
 LAST MEETING: BYU won, 24-3, at Hughes Stadium

GAME ON ... COUGARS RETURN TO CONFERENCE ACTION

BYU (5-2, 3-0 MWC) returns to Mountain West Conference action after an unscheduled bye week—due to the wildfires in California—to take on Colorado State (1-7, 1-4) at Edwards Stadium in Provo on Saturday. The Cougars have won four straight and have won 11 consecutive conference games, dating back to last season. A win on Saturday would give the Cougars their sixth of the season and would qualify for their third bowl game in as many years. The Rams recorded their first win of the season two weeks ago against UNLV; however, CSU most recently dropped a 27-3 decision in Fort Collins on Saturday. Game time is scheduled for 12 p.m. (MT) and will be broadcast regionally on The mtn.

THE BYU-COLORADO STATE SERIES



Saturday's game will mark the 66th meeting between Colorado State and BYU. The Cougars own a 35-27-3 record, dating back to the 1922 season. The two teams first met in 1922 with Colorado State handily defeating BYU, 33-0. The Rams would go on to win the first six matchups against the Cougars. Since 1938; however, BYU has compiled a record of 35-21-3 against Colorado State. The Cougars enjoyed their greatest success against CSU from 1976-85, when the LaVell Edwards-led teams defeated the Rams 10 consecutive times. Over the last two decades Colorado State has beaten BYU in Provo only three times, the most recent win coming in the 2003 season. The Cougars are currently on a three-game winning streak against CSU. Bronco Mendenhall is undefeated against the Rams since taking over the BYU football program.

BROADCAST INFORMATION



Saturday's game will be broadcast live to a regional television audience on The mtn. James Bates will call the action and Todd Christensen will lend analysis. Sammy Linebaugh will report from the sideline. Bates was an All-Southeastern Conference linebacker at the University of Florida and captain of the Gators' 1996 national championship football team. Christensen was a standout at BYU before launching an NFL career, playing as a tight end with the Cowboys and the Raiders. Linebaugh is a former news reporter for KSL-TV in Salt Lake City and has worked as a freelance reporter before joining The mtn. as a reporter.

A LOOK BACK: BYU 42-Eastern Washington 7

Freshman running back Harvey Unga led the Cougars in both rushing (146) and receiving (57) yards for a total of 202 all-purpose yards, as BYU (5-2, 3-0) defeated Eastern Washington (4-3, 2-2) 42-17. Unga, who also scored two touchdowns on the day, became the first freshman running back to rush for 100 yards or more in four different games during his freshman season. Sophomore quarterback Max Hall was 15-for-30 for 156 yards and threw one touchdown pass to go along with his first career rushing touchdown. BYU finished with 377 total yards while limiting Eastern Washington to just 266 total yards.





SETTING THE GAME: BYU vs. SAN DIEGO STATE

Date Saturday, Nov. 3, 2007
Game Time 12:00 p.m. (MT)
Location Provo, Utah
Stadium LaVell Edwards Stadium (64,045)
Home Team BYU
Head Coach Bronco Mendenhall
Career Record 22-10 (.688)
2006 Record 11-2 (.846)
Visiting Team Colorado State
Head Coach Sonny Lubick
Career Record 127-91 (.583)
2006 Record 4-8 (.333)
Overall Series BYU leads 35-27-3
Television The mtn. (Regional)
Radio KSL, 102.7 FM, 1160 AM

2007 OPPONENT CAPSULE: COLORADO STATE

Date	Opponent	Result
Sept. 1	at Colorado	L 31-28
Sept. 8	No. 10 California	L 34-28
Sept. 22	at Houston	L 38-27
Sept. 29	at TCU	L 24-12
Oct. 6	San Diego State	L 24-20
Oct. 13	Air Force	L 45-21
Oct. 20	at UNLV	W 48-23
Oct. 27	Utah	L 27-3
Nov. 3	at BYU	
Nov. 10	at New Mexico	
Nov. 17	Georgia Southern	
Nov. 23	Wyoming	

WHAT THE GAME MEANS

A win against Colorado State would give the Cougars their sixth victory of the season, qualifying for a bowl game for the third straight season.

A victory would also give the Cougars a 4-0 league record, extending the team's MWC record win streak to 12 straight, marking the longest conference win streak for the Cougars since winning 12 straight from November 20, 1982 to October 19, 1985. That 12-game streak was actually part of a school-record, 25-game league win streak that dated from October 2, 1982 until October 19, 1985.

A loss would drop the Cougars into a first-place tie with New Mexico. The Lobos own a 3-1 league record and play at TCU Saturday evening. One of the Cougars' current three league wins is against New Mexico.

A win on Saturday against Colorado State would mark the 10th straight win at Edwards Stadium -- the longest home win streak since winning 10 straight from October 26, 2000 to September 6, 2002. BYU is 12-3 in Provo during the Bronco Mendenhall era. In addition, the Cougars are 7-1 in games in Provo following a road game under Mendenhall.

BOWL ELIGIBILITY ON THE LINE

With a win against Colorado State, the Cougars would pick up their sixth win of the season and qualify to participate in their third straight bowl game for the first time since the 1994 season. BYU has not played in three straight bowl games since playing in the 1992 Aloha Bowl, the 1993 Holiday Bowl and the 1994 Copper Bowl. From 1978 through 1994, the Cougars participated in a school record 17 straight bowl games.

THIRD STRAIGHT SELLOUT

The Eastern Washington game marked the third consecutive sell-out at Edwards Stadium and the first time since the 1999 season the Cougars have had three sell-outs during the same season. Since 1999, the Cougars are 10-4 in games with a sell-out crowd.

COMPARE THE STATS

	BYU	CSU
Scoring212	187
Points Per Game30.3	23.4
First Downs176	153
Rushing Yardage1024	1257
Average Per Game146.3	157.1
Rushing TDs13	9
Passing Yardage2130	1675
Comp-Att-Int167-286-9	137-225-13
Average Per Game304.3	209.4
Passing TDs14	11
Total Offense3154	2932
Total Plays558	555
Average Per Game450.6	366.5
Kick Returns: #Yards25-616	37-912
Punt Returns: #Yards16-103	13-70
Int Returns: #Yards9-151	6-151
Kick Return Average24.6	24.6
Punt Return Average6.4	5.4
Int Return Average16.8	25.2
Fumbles-Lost16-8	6-4
Penalties-Yards58-474	41-349
Punts-Yards37-1545	35-1515
Time of Possession/Game34:08	30:08
3rd-Down Conversions47/111	47/120
4th-Down Conversions8/11	4/15
Sacks By-Yards15-92	17-127
Touchdowns29	23
Field Goals-Attempts4-6	9-11
PAT-Attempts26-29	22-22
Total Home Attendance193,549	97,603
Avg. Attendance Per Game64,516	24,401

ROAD WARRIORS

The Cougars' game at UNLV marked the fifth time during the Bronco Mendenhall era the Cougars have had back-to-back road games during the regular season. In 2005, BYU played at San Diego State and at New Mexico in back-to-back weeks and at UNLV and Wyoming. Last season, the Cougars played at Air Force, followed by a game at Colorado State the following week. The Cougars are 4-1 in the second of two-straight road games.

LOOKING TO THE FUTURE

Following is a list of BYU's future non-conference schedules:

- 2008: Nevada, at Washington, UCLA, at Utah State
- 2009: at Arizona State, Florida State, Utah State
- 2010: Washington, at Florida State, at Utah State
- 2011: at Washington, at Army, Arizona State, Utah State
- 2012: Army, Washington, Utah State

OFF TO A QUICK START


For the first time since the 2004 season when BYU edged Notre Dame, 20-17, at LaVell Edwards Stadium, the Cougars won its season opener, 20-7, against Arizona. The Cougars lost at home to Boston College to start the 2005 campaign before dropping a 16-13 decision to Arizona on a last-second field goal to start the 2006 season. BYU won four straight season-openers from 2001-2004. Overall, the Cougars have won five of their last six home-openers. Bronco Mendenhall is 1-2 in season-opening games, including a mark of 1-1 in Provo.

COUGARS CONTINUE TO WIN

With a 42-7 victory over Eastern Washington, the Cougars have won 15 of their last 17 games, dating back to last season. BYU is currently on a four-game win streak, including a 35-point victory over the Eagles, a 25-point win over Air Force, and road wins over New Mexico and UNLV.



RETIRING No. 14



Two of college football's all-time greatest quarterbacks, Gifford Nielsen and Ty Detmer, were honored together on Saturday, Sept. 1 at LaVell Edwards Stadium. The No. 14 jersey, worn by both Nielsen and Detmer, was retired during halftime of the Cougars' season-opener against Arizona.

Throughout the history of BYU football, dating back to 1922, only three jerseys have ever been retired. Eldon "The Phantom" Fortie's No. 40 jersey, along with Marion Probert's No. 81 jersey and Steve Young's No. 8 jersey all hang from the pressbox at Edwards Stadium.

Nielsen, a member of the College Football Hall of Fame and recipient of the prestigious NCAA Silver Anniversary Award, passed for over 5,800 yards and collected 55 touchdowns throughout his career. Earning All-America honors in 1976, Nielsen led the NCAA in touchdown completions, ranked second in total offense and helped the Cougars to their first-ever national ranking. After what appeared to be a career-ending injury during his senior season, Nielsen went on to play six years for the Houston Oilers and remains the last quarterback to lead the team to the AFC finals. Nielsen and his wife, Wendy, are the parents of six children and reside in Houston.

Detmer, the winner of the 1990 Heisman Trophy, set nearly every passing record ever imagined during his time in Provo. A two-time Davey O'Brien Award winner, Detmer set 62 records during his career at BYU, including the NCAA record for career passing yards with 15,031. He was a consensus All-American in 1990 as the nation's leading passer and earned his second consensus All-American title in 1991 after leading the nation in total offense. He still holds the NCAA record for career touchdown completions with 121. Detmer played 14 seasons in the NFL and currently resides with his wife, Kim, and four daughters in Austin, Texas.

A BYU COACHING FIRST

With one more win (over the next five games), the Cougars would qualify for their third straight bowl game. BYU head coach Bronco Mendenhall would become the first coach in BYU history to qualify for three straight bowl games in his first three years. Mendenhall currently ranks second behind LaVell Edwards with the most post-season appearances in BYU football history.

Table with 2 columns: Coach, Bowl Games. Rows include LaVell Edwards (1972-2000) with 22 games, Bronco Mendenhall (2005-present) with 2 games, and Gary Crowton (2001-2004) with 1 game.

NO PLACE LIKE HOME TO START THE SEASON

Dating back to the Cougars first season in 1922, BYU has posted a record of 29-11-1 when opening the season in Provo -- that's a winning percentage of 72 percent! In overall home-openers, the Cougars are 52-29-1 (64 percent) since 1922. Interestingly, BYU's longest home-opening win streak covers 10 seasons, dating from 1930 through 1939. Since 1998, the Cougars have posted a record of 8-2 (.777) in home-opening games.

RUSHING DOMINANCE

Entering Saturday's game against Colorado State, the Cougars own a record of 95-18 when rushing for 100 (or more) yards since the 1991 season. The Tulsa game marked only the fifth time since 1991 that the Cougars had gained over 150 yards rushing in a game and lost. (BYU is 75-5 since 1991 when rushing for 150 or more yards.) During the Bronco Mendenhall era, the Cougars are 19-3 when rushing for 100 or more yards.

THE 200-YARD MARK

After racking up 221 yards rushing against Eastern Washington, BYU has won 59 straight games when rushing for 200 or more yards in a game, dating back to the 1985 season. The Cougars' last loss when rushing for 200 or more yards in a game came on October 26, 1985 (vs. UTEP).

SEASON TICKET HOLDERS ARE FULLY INVESTED

BYU has sold over 53,500 season tickets for the 2007 season -- that's an increase of 7,900 over last year's total of 45,600. Interestingly, nearly 84 percent of the Edwards Stadium capacity will be occupied by season-ticket holders during the season.

TALE OF THE TAPE

BYU's starting five offensive linemen weigh in at an average 318.4 pounds and average 6-feet-5. The front five will be going up against a CSU defensive front that measures an average 6-feet-4, 259 pounds. Defensively, the Cougars' front three average 6-feet-2, 270 pounds, while the Rams' offensive line tips the scales at an average 6-feet-4, 300 pounds per man.

COLLEGE FOOTBALL HALL OF FAME



Currently BYU has four former players and a head coach enshrined in the College Football Hall of Fame, located in South Bend, Ind. Legendary coach LaVell Edwards was inducted in 2004 after serving 29 seasons as head coach, posting an amazing record of 257-101-3. Steve Young was inducted in 2001 with Jim McMahon, Marc Wilson and Gifford Nielsen earning Hall of Fame status in 1998, 1996 and 1994, respectively. With a long

history of successful quarterbacks making their way to the College Football Hall of Fame, it seems only a matter of time before Heisman Trophy winner Ty Detmer receives an invitation to South Bend. BYU has produced more than just top-ranked quarterbacks over the years. Defensive lineman Jason Buck, offensive lineman Mo Elewonibi, offensive lineman Nick Eyre, running back Eldon Fortie, defensive back Kyle Morrell, punter Pat Thompson and tight ends Chris Smith and Gordon Hudson are also candidates for the Hall of Fame.

FOLLOWING A BOWL VICTORY...

In seasons following a BYU bowl victory, the Cougars have compiled a combined record of 66-21 (.758), averaging 9.4 wins per season. Of BYU's seven previous post-bowl victory teams, all but two teams have returned to a bowl game the following season.

Table with 4 columns: Year, Bowl - Result, Following Season Record, Bowl. Rows list years from 1980 to 2006 with corresponding bowl game results and records.

BYU BY THE RECORDS

Table with 2 columns: Record, Value. Rows list various records such as All-time Record (478-369-26), All-time Home Record (260-126-6), All-time Road Record (199-224-19), All-time Neutral Record (20-19-1), All-time MWC Record (41-20-0), All-time MWC Home Record (19-11), All-time MWC Road Record (22-9), and Bowl Record (8-16-1).

"FAN" TASTIC FANS

Over 350,000 (363,146) fans attended six different home games at Edwards Stadium during the 2006 season, averaging 60,542 fans per game. BYU finished ranked fourth overall in the west behind USC (91,480), UCLA (64,955), California (64,318). BYU has annually been the top school in average attendance for teams from conferences that do not receive automatic BCS bowl bids. BYU has led the MWC in home attendance in all eight years of the league's existence. In fact, Edwards Stadium has been the site of the league's all-time top-10 crowds. Through three home games, the Cougars are averaging 64,516 fans per game -- that's 101% of the stadium's 64,045 capacity.



HOMELAND SECURITY

A recent victory over Eastern Washington ran BYU's consecutive home winning streak to nine games, dating back to last season. Over that span, the Cougars have beaten their opponents by an average of 31.6 points per game. During that stretch, BYU is allowing just 10.2 points per game. The Cougars have allowed seven points or less in six of the last nine home games. In the first three games this season, the Cougars have outscored opponents by an average 24.3 points per game and have allowed just 6.7 points per game. BYU's current win streak is the longest since posting a 10-game home win streak from Oct. 26, 2000 to Sept. 6, 2002.

2007 Home Field Domination

Opponent	Points Allowed	Points Scored	Margin
Arizona	7	20	+13
Air Force	6	31	+25
Eastern Washington	7	42	+35

EDWARDS STADIUM

LaVell Edwards Stadium, with its 64,045-seat capacity, is home to BYU football. Originally Cougar Stadium, it was built in 1964 and seated 45,000. It was expanded in 1982 to seat 65,000 in permanent seats.

All-Time Stadium Record: 187-61 (.754)

Stadium Record (since 1982 expansion): 118-39 (.752)

Stadium Record (since renaming in 2000): 27-13 (.675)

Current Streak: W9 (2006-2007)

Last Six Home Games: 6-0 (1.000) - 2006-2007

Last 12 Home Games: 11-1 (.917) - 2005-2007

Last 18 Home Games: 15-3 (.833) - 2004-2007

Last 24 Home Games: 16-8 (.667) - 2003-2007

NO PLACE LIKE HOME

A 42-7 victory over Eastern Washington marked the ninth straight victory at Edwards Stadium – the longest home win streak since winning 10 straight from October 26, 2000 to September 6, 2002. BYU is 12-3 in Provo during the Bronco Mendenhall era. In addition, the Cougars are 7-1 in games in Provo following a road game under Mendenhall.

SCORING DOMINANCE

Not only did BYU lead the nation in home scoring margin in 2006, the Cougars also led the nation in overall scoring margin, defeating opponents by an average 22.1 points per game. In 2007, the Cougars have outscored opponents by an average 5.0 points per game.

BEST HOME TEAM IN THE COUNTRY — PERIOD.

The Cougars finished the 2006 regular season as the most dominant home team in the nation. In posting a perfect 6-0 record in Edwards Stadium, BYU defeated its opponents by an average 35.2 points per game. LSU finished second in home scoring margin, averaging a 31.2-point margin in 2006.

Team	Scoring Off.	Scoring Def.	Margin
BYU	47.16	12	+35.16
LSU	40.63	8.75	+31.88
Boise State	46.16	15.5	+30.66
Ohio State	37.85	10.57	+27.28

QUARTER REPORT

An October 20 win against Eastern Washington marked the first second-half shut out the BYU defense has recorded this season. All totaled, BYU has recorded 12 shutout quarters on the season, including three scoreless quarters against Arizona, Air Force and Eastern Washington. BYU has outscored its opponents in every quarter. The Cougars have outscored their opponents 42-27 in the first quarter, 67-43 in the second, 58-35 in the third and 45-35 in the fourth quarter.

	1st	2nd	3rd	4th	Total
BYU	42	67	58	45	212
Opponents	27	43	35	35	140

HOME FIELD DOMINANCE

Last season, BYU averaged 47.16 points per game at home while limiting its opponents to just 12. The margin of difference had the Cougars beating their opponents by an average of 35.16 points. The differential is an all-time BYU record.

Year	BYU ppg.	Opp. ppg.	Margin of Difference
2007	31	6.7	+24.3!
2006	47.16	12	+35.16!
2005	36.33	29.5	+6.83!
2004	22.83	22.16	+0.67#
2003	12.16	27.66	-15.5#
2002	27.5	23	+4.5#
2001	53.16	27.33	+25.83#
2000	24.5	16.83	+7.67^
1999	31.83	25.66	+6.17^
1998	35.33	15.5	+19.83^
1997	28.83	24.83	+4^
1996	42.71	15.57	+27.14^
1995	28.33	23	+5.33^
1994	29.66	25.83	+3.83^
1993	35.66	30.66	+5^
1992	29.83	18.66	+11.17^
1991	38.16	18.66	+20.6^
1990	48.66	23.5	+25.16^
1989	47.5	32.83	+14.67^
1988	42.33	10.16	+32.17^
1987	28.66	22	+6.66^
1986	29	15.66	+13.34^
1985	34.66	13.16	+21.5^
1984	40	15.16	+24.84^
1983	41	19.2	+21.8^
1982	38.4	20.6	+17.8^
1981	41	25.4	+15.6^
1980	49.5	16.16	+33.34^
1979	40.6	6.4	+34.2^
1978	30.4	9.4	+21^
1977	39	13.6	+25.4^
1976	43.66	22.16	+21.5^
1975	27.2	21.6	+5.6^
1974	31.6	15	+16.6^
1973	30.83	20	+10.83^
1972	24.4	25.6	-1.2^
1971	20.75	18	+2.75*
1970	12.6	14.8	-2.2*
1969	24.4	15	+9.4*
1968	16.4	32	-15.6*
1967	37.8	13.6	+24.2*
1966	27.66	20.16	+7.5*
1965	25.5	16.5	+9*
1964	23.4	15.8	+7.6*

* Tommy Hudspeth coached teams
^ LaVell Edwards coached teams
Gary Crowton coached teams
! Bronco Mendenhall coached teams

HIGH ON A MOUNTAIN TOP

Despite stepping out of conference (vs. Eastern Washington), the Cougars remain atop the Mountain West Conference with a perfect 3-0 record. BYU has won a MWC record 11 straight league games, dating back to a 31-17, road victory over No. 15 TCU last season. The streak includes a record nine straight road victories against league opponents. The Cougars' 11-game league win streak is the longest since winning 11 straight league games from October 10, 1998 through November 6, 1999. BYU owns a league-best 41-20 record against Mountain West opponents since the league began in 1999. The Cougars are the only team to record two different undefeated league seasons in the eight years since the beginning of the Mountain West Conference. BYU became the first undefeated MWC team with a 7-0 league record in 2001 and went undefeated again last season with a perfect 8-0 record against Mountain West opponents.



HEAD COACH BRONCO MENDENHALL

Bronco Mendenhall enters his third season as head coach at BYU. In his first season (2005), Mendenhall took a program that had not enjoyed a winning season since 2001 and compiled a 6-5 regular-season record, a second-place finish in the Mountain West Conference standings and earned a trip to a bowl game for the first time in three seasons.

Building on the success of his first-ever season as a head coach, Mendenhall and the Cougars posted a 10-2 record in 2006, winning the outright Mountain West Conference Championship with a perfect 8-0 record. As a result, BYU returned to the Pioneer PureVision Las Vegas Bowl to represent the MWC—this time, as conference champions.

Along the way, BYU climbed the national polls by winning nine straight games to finish the regular season. As a result, the Cougars earned top-20 rankings in the Associated Press Top-25, the USA Today Coaches Poll, the Harris Interactive Poll and the BCS rankings. The Cougars' nine-game win streak was the third longest in the country and marked only the seventh time in BYU football history the Cougars had recorded at least nine consecutive wins in a single season.

Following the 2006 season, Mendenhall was named the American Football Coaches Association Region IV Coach of the Year. In addition, Mendenhall was named by the Football Writers Association of America one of nine finalists for the prestigious Eddie Robinson Coach of the Year Award.

Under Mendenhall's direction, the Cougars led the MWC and ranked fourth in the nation in passing offense, averaging 323.54 yards per game. The Cougars also led the league and ranked fourth in the country in total offense, producing an average 465.46 yards per contest. BYU also led the Mountain West and ranked fifth nationally in scoring offense, averaging 36.7 points per game. The BYU offense finished the regular season ranked second nationally in passing efficiency, posting a rating of 167.08.

Defensively, the Cougars ranked fourth nationally and led the league in turnover margin, averaging 1.08 turnovers per game. BYU also made tremendous strides defensively, ranking 16th in the nation in pass efficiency defense (106.23) and 10th nationally in scoring defense, allowing just 14.69 points per game -- the lowest per-game average for the Cougars since the 1985 season.

BYU outscored its opponents during the season by an average 36.7 to 14.69 (+22.01). More impressively, the Cougars posted 138 first-quarter points and held opponents to just 15 points in the opening quarter of play throughout the season.

From his first day as a head coach, Mendenhall stressed the importance of winning at home. After finishing 3-3 in Provo last season, Mendenhall and the Cougars registered a perfect 6-0 record at home in 2006. Not only did BYU win each of its home games, it did so in record fashion. Not only did the 2006 Cougars finish the season as the most dominate team in the nation, but also they finished as the most dominate home team in BYU Football history. BYU averaged 47.2 points per game at LaVell Edwards Stadium while holding opponents to just 12.0 points per contest. The +35.16 margin not only led the nation in home scoring margin, but also set a new BYU record, eclipsing the old mark of +34.2 set in 1979. LSU finished the season behind the Cougars in 2006, posting a +31.9 home-field scoring margin.

In his first season, the Cougars finished second in the Mountain West Conference with a 5-3 record. Mendenhall and his staff coached an offense reminiscent of BYU's glory days, ranking second in the MWC in scoring and sixth in the nation in passing.

During his first season in Provo, Mendenhall engineered the nation's 14th-ranked defense, holding opponents to just 307 yards per game. Under Mendenhall's direction, the Cougars ranked eighth nationally in passing defense, giving up just 176.17 yards per game.

A native of Alpine, Utah, Mendenhall began his coaching career as a graduate assistant in 1989 at his alma mater, Oregon State. After earning his master's degree in 1990, he moved to Snow College in Ephraim, Utah, where he served as the

secondary coach and defensive coordinator from 1991-92 under current BYU assistant coach Paul Tidwell. Following two seasons with the Badgers, Mendenhall became the secondary coach at Northern Arizona, where the Lumberjacks boasted the top-ranked defense in the Big Sky Conference. He was elevated to co-defensive coordinator for the 1994 season.

In 1995, Mendenhall returned to Oregon State to become the defensive line coach under then defensive coordinator Rocky Long. When Long left to become the defensive coordinator at UCLA, Mendenhall was promoted to defensive coordinator for the 1996 season. At just 29 years of age, Mendenhall was the youngest defensive coordinator in Pac-10 history.

In 1997, Mendenhall became the secondary coach at Louisiana Tech where he helped the Bulldogs to a remarkable 9-2 record as his defensive unit was credited with 17 interceptions, allowing just 15 touchdowns on the season.

In 1998, Mendenhall moved to Albuquerque, N.M., to become the defensive coordinator and secondary coach at the University of New Mexico. Over the next five seasons, the Lobos improved from just three wins in 1998 to seven wins and an invitation to the Las Vegas Bowl in 2002. In the Lobos' 27-13 loss against UCLA in the Las Vegas Bowl, the Mendenhall-led defense held the Bruins to a season-low 167 yards.

Under Mendenhall, the Lobos led the Mountain West Conference in rushing defense for three straight seasons. In 2001, New Mexico gave up just 87.4 yards per game over the season. In his final season in Albuquerque, Mendenhall led the Lobos to a top ranking against league opponents in total defense, allowing just 316.4 yards per game. The Lobos also led the MWC in sacks in both the 2000 and 2002 season, totaling 46 and 38, respectively.

At New Mexico, Mendenhall played a valuable role in the development of the 1999 Mountain West Player of the Year, Consensus All-American and first-round NFL Draft pick Brian Urlacher. The ninth overall selection in the 2000 NFL Draft, Urlacher was voted the NFL's Defensive Rookie of the Year and was a Pro Bowl selection. Urlacher was one of two rookies to play all 16 games, starting at middle linebacker the final 14 games to establish a team record for starts at the position by a rookie. He shattered Bears rookie records with 165 total tackles and eight sacks, making him the second Chicago first-year player to lead the team in tackles. Urlacher finished his collegiate career ranked third on New Mexico's all-time list with 442 tackles.

As a player, Mendenhall was a two-year starter at cornerback for Snow College from 1984-85. In his second season, Mendenhall captained the Badgers to a perfect 11-0 record and the NJCAA National Championship. That same season, he earned many accolades, including first-team all-conference, all-region, second-team NJCAA All-America and JC Gridwire Academic All-America honors.

Mendenhall transferred to Oregon State and was a two-year starter, playing free safety, strong safety and linebacker for the Beavers. Mendenhall was a team captain as a senior and received the Leo Gribkoff Memorial Award, given to the team's most inspirational player.

Mendenhall was raised in Alpine, Utah, and graduated from American Fork High School in 1984. He received a bachelor's degree in education from Oregon State in 1988 and a master's degree in education with an emphasis in exercise physiology also from OSU in 1990.

His older brother, Mat, played football at BYU from 1975-79, before spending four years in the NFL with the Washington Redskins. Another brother, Marty, was a former Mr. Utah bodybuilder. Mendenhall's father, Paul, was a defensive end at BYU from 1953-54.

Mendenhall, who resides in Alpine, Utah, is married to Holly Johnston of Missoula, Mont. The couple have three sons.



BYU COACHING STAFF

Table listing coaching staff members and their roles: Head Coach (Bronco Mendenhall), Assistant Head Coach (Lance Reynolds), etc.

BYU SUPPORT STAFF

Table listing support staff members and their roles: Director of Football Operations (Duane Busby), Equipment Manager (Mick Hill), etc.

BYU WELCOMES MARK WEBER TO ITS STAFF



During the off-season, BYU head football coach Bronco Mendenhall announced Mark Weber (last name is pronounced WEB-er) has been selected to coach the Cougars' offensive line.

PROFESSIONAL EXPERIENCE

The BYU coaching staff has four members who have played football in the National Football League or the old USFL.

MEDIA AVAILABILITY

Interviews with players and coaches may be conducted after daily practice sessions. Practices are open to media on Mon., Tues. and Wed. only.

WEEKLY MEDIA LUNCHEON MONDAYS AT LEGENDS GRILLE

Head coach Bronco Mendenhall and selected players will participate in the weekly football media breakfast. The weekly event will be held on Mondays throughout the season.

MWC HIGHLIGHT SATELLITE FEED

The Mountain West Conference will provide a weekly satellite feed during the 2007 football season. The feed will include team-by-team highlights from the previous week's games and coach/player interviews.

INTERCEPTION NOTES

Senior defensive back Corby Hodgkiss picked off Eastern Washington's Matt Nichols on the game's opening drive and ran it back 39 yards for the touchdown.

HOW DO YOU SAY THAT? (PRO-nun-SEE-A-shun Guy-d)

Table with two columns: Name and Pronunciation. Lists names like Sete Aulai, Matt Bauman, Kayle Buchanan, etc.

CALLED TO SERVE

There are 28 members of the BYU football program currently serving two-year church missions in 12 different countries, including Argentina, Australia, Bulgaria, Brazil, Chile, Colombia, Germany, Japan, Madagascar, Mexico, Sweden and the United States.



RETURNED MISSIONARIES

Of the 105 players on the Fall Camp roster, over 70 have served a church missions in a total of 19 different countries around the world, including Argentina, Brazil, Canada, Chile, Costa Rica, Dominican Republic, Ecuador, England, Germany, Honduras, Hong Kong, Nicaragua, Puerto Rico, Samoa, Spain, Taiwan, Uruguay and Venezuela. Current members of the team have served missions in 16 different states within the United States, and members of the team who have previously served church missions speak a total of six different foreign languages, including Chinese, German, Japanese, Portuguese, Samoan and Spanish. Current offensive lineman RJ Willing served his mission in Albuquerque.

WHAT IS A MISSION, YOU ASK?

The Church's missionary program is one of its most recognized characteristics. Mormon missionaries can be seen on the streets of hundreds of major cities in the world as well as in thousands of smaller communities. More than 50,000 missionaries are serving missions for The Church of Jesus Christ of Latter-day Saints at any one time. Most are young people under the age of 25, serving in nearly 350 missions throughout the world.

Missionaries can be single men between the ages of 19 and 25, single women over the age of 21 or retired couples. Missionaries receive their assignment from Church headquarters and are sent only to countries where governments allow the Church to operate. Missionaries do not request their area of assignment and do not know beforehand whether they will be required to learn a language.

Prior to going to their assigned area, missionaries spend a short period of time at one of 17 missionary training centers throughout the world. There they learn how to teach the gospel in an orderly and clear way and, if necessary, they begin to learn the language of the people they will be teaching. The largest training center is in Provo, Utah, with additional centers in Argentina, Brazil, Chile, Colombia, Dominican Republic, England, Guatemala, Japan, Mexico, New Zealand, Peru, the Philippines, Spain and South Korea.

A typical missionary day begins by waking at 6:30 a.m. for personal study. The day is spent proselytizing by following up on appointments, visiting homes or meeting people in the street or other public places. Missionaries end their day by 10:30 p.m. In some parts of the world, missionaries are sent only to serve humanitarian or other specialized missions. Those missionaries do not proselytize.

Missionary work is voluntary. Missionaries fund their own missions — except for their transportation to and from their field of labor — and are not paid for their services. Contacts with family and friends during this time of service are limited to letters and occasional phone calls to family at special times. Missionaries avoid entertainment, parties or other activities common to this age-group as long as they are on their missions, so they can focus entirely on the work of serving and of teaching others the gospel of Jesus Christ.

TEAM CAPTAINS

Seniors Bryan Kehl, Kelly Poppinga, Matt Allen and Sete Aulai have been selected by their teammates to serve as captains for the 2007 football season. Kehl and Poppinga are top linebackers for the Cougars, while Allen is a veteran wide receiver and Aulai is the team's starting center.

Collectively, the group has racked up 119 games of experience, including Kehl who has played in 42 career games and Allen who has played in 38. Aulai started and played in 12 games during the 2006 season, while Poppinga saw action in all 13 games for the Cougars last season.

Aulai is a 2006 Mountain West Conference second-team performer and has been tapped as an honors candidate for the 2007 season. Aulai allowed just one sack as a junior and did not allow a single sack against MWC opponents last season. Allen is an Academic All-Mountain West Conference performer who graduated with a degree in exercise science earlier this month. Allen racked up 420 yards receiving, averaging 32 yards per game. Kehl is also an Academic All-Mountain West Conference performer. He ranked third on the BYU roster last season with 70 tackles, including eight tackles for a combined loss of 33 yards. Poppinga, also an Academic All-Mountain West Conference performer and recent BYU graduate, totaled 36 tackles during his junior season, posting two sacks and two interceptions.

CONSECUTIVE SELLOUTS

The Cougars' 42-7 victory over Eastern Washington marked the third consecutive sell-out at Edwards Stadium and the first time since the 1999 season the Cougars have had at least three sell-outs during one season. A crowd of 64,525 attended the Cougars' season-opening victory over Arizona on September 1, while attendance for Saturday's game against Air Force was listed at 64,502. The attendance against EWU was listed at 64,522. Since 1999, the Cougars are 10-4 in games with a sell-out crowd. Following is a look at the 12 sellouts since the 1999 season.

Date	Opponent	Attendance	Date	Opponent	Attendance
Oct. 20, 2007	E. Washington	64,522	Nov. 17, 2001	Utah	66,149
Sept. 22, 2007	Air Force	64,502	Oct. 5, 2001	Utah State	65,396
Sept. 1, 2007	Arizona	64,525	Nov. 20, 1999	Utah	65,942
Nov. 11, 2005	Utah	64,312	Oct. 30, 1999	Air Force	65,319
Sept. 4, 2004	Notre Dame	65,251	Oct. 9, 1999	California	65,617
Nov. 22, 2003	Utah	64,486	Sept. 9, 1999	Washington	65,726
Aug. 29, 2002	Syracuse	65,612			

FIRST-HALF DOMINANCE

The Cougars held a 21-7 lead at halftime against Eastern Washington, marking the sixth time in seven games this season BYU has held the lead at intermission. The 14-point lead marked the largest halftime lead of the season since taking a 17-0 advantage into the break against Air Force. The Cougars have led at halftime in 19 of the last 20 games. During those 19 games, the team is 16-3.

ROOKIE QB's AND BOWL GAMES

Sophomore quarterback Max Hall made his collegiate debut on September 1 against Arizona. Hall threw 26-of-39 for 288 yards and two touchdowns. The game marked Hall's first game in over four seasons. Hall is the first BYU quarterback to start the season without any previous experience since Steve Sarkisian started in 1995. Hall will also look to become the first quarterback since Brandon Doman to lead the Cougars to a bowl game in his first season as the regular starter. Since John Walsh led BYU to a Holiday Bowl appearance in 1993, Brandon Doman is the only quarterback to lead the Cougars to a bowl game in his first season as a regular starter.

Year	Starting Quarterback	Bowl
2007	Max Hall	???
2004	John Beck	--
2002	Bret Engemann	--
2001	Brandon Doman	Liberty Bowl
2000	Charlie Peterson	--
1997	Kevin Feterik	-
1995	Steve Sarkisian	--
1993	John Walsh	Holiday Bowl
1989	Ty Detmer	Holiday Bowl
1988	Sean Covey	Freedom Bowl
1987	Bob Jensen	All-American Bowl
1986	Steve Lindsley	Freedom Bowl
1984	Robbie Bosco	Holiday Bowl (National Champions)
1982	Steve Young	Holiday Bowl
1980	Jim McMahan	Holiday Bowl
1978	Marc Wilson	Holiday Bowl
1975	Gifford Nielsen	--
1973	Gary Sheide	--

HALL IN A DAY'S WORK

Sophomore quarterback Max Hall totaled 156 yards passing on 15-of-30 attempts in the Cougars' 42-7 victory over Eastern Washington. He was also credited with a one-yard touchdown run that gave BYU a 35-7 lead. On the season, Hall has completed 59 percent of his attempts (167-284) and is averaging a league-leading 304.3 yards per game. Hall is on pace to pass for nearly 4,000 yards on the season and rank among the top-10 single-season performances in BYU football history. Hall's touchdown completion against UNLV on October 13 gives him a season total of 13.

FIRST BLOOD

Senior defensive back Corby Hodgkiss' interception return for touchdown on the third play of the game against Eastern Washington gave the Cougars a 7-0 lead less than two minutes into the game. BYU has scored first in 17 of the last 19 games. BYU is 15-2 in those 17 games.



TAKING THE LEAD

Quarterback Max Hall barreled into the end zone for a two-yard touchdown run with 3:14 remaining in the third quarter against Eastern Washington to put the Cougars ahead 35-7. The 28-point margin marked the largest lead BYU has had at any point this season, and the largest margin since a 29-yard touchdown pass from Hall to Unga gave the Cougars a 24-0 lead over Air Force. The game's final score of 42-7 marked BYU's largest margin of victory of the season.

SEEING PITTA FROM THE POCKET

Sophomore tight end Dennis Pitta caught five receptions for 114 yards last month against Air Force and racked up 113 receiving yards against Tulsa. The last BYU player to have two consecutive games with 100+ yards receiving was Jonny Harline in 2006. Harline totaled 118 yards against Utah and racked up 181 receiving yards the following game against Oregon in the 2006 Las Vegas Bowl. So far this season, Max Hall and Dennis Pitta have teamed up on 32 balls for a team-leading 477 yards. Pitta is averaging over 68.1 yards receiving per game. With both Pitta and Hall being only sophomores, they are on pace to become BYU's all-time leading quarterback-receiver duo. Currently, Ty Detmer and tight end Chris Smith own that distinction with 2,221 yards between 1988 and 1990.

BALANCED ATTACK

The Cougars have scored 27 touchdowns on the season. Of the 27 TD's, 14 have been scored via the passing game while 13 have been scored on the ground. Running back Manase Tonga leads the team with seven rushing touchdowns while sophomore receiver Austin Collie has a team-leading four touchdown receptions. Freshman running back Harvey Unga has seven touchdowns on the season, including four rushing and three receiving.

NEAR SHUTOUTS

In three of the Cougars' seven games this season, BYU has held its opponents scoreless in three of four quarters. The Cougars held Arizona scoreless through 59 minutes. The Wildcats scored with just under a minute remaining in the game. Against Air Force, the BYU defense pitched a shutout through the better part of three quarters. The Falcons scored with 3:31 left in the third quarter, but would not score again. Interestingly, Air Force is the only team in the Mountain West Conference the Cougars have never shut out for an entire game. Shaun Carney's eight-yard touchdown run in the third quarter ended the Cougars' chances of their first-ever shutout against the Falcons. BYU has had 11 shutouts since the 1984 season. Interestingly, three of those shutouts were against New Mexico. (1984, 1988, 1992). The Cougars have only been shut out twice in the past 401 games.

ACTIVE WINNING STREAKS SNAPPED

College football's two longest active winning streaks were snapped on September 8 as Boise State fell to Washington, 10-24, and BYU lost to UCLA, 17-27. Boise State had won 14 straight prior to Saturday, and BYU's 11-game winning streak was its longest since the 2001 season.

HOME WIN STREAK CONTINUES

The Cougars' 42-7 victory over Eastern Washington extended BYU's home win streak to nine straight games. The Cougars will look to win their tenth straight home game for the first time since winning 10 straight from Oct. 26, 2000 to Sept. 6, 2002 when they play host to Colorado State on November 3.

MWC ROAD WARRIORS

BYU's victory at UNLV marked the second road win of the season and extend the Cougars' conference road win streak to nine straight MWC road victories. The current streak started with a 27-24 win at New Mexico during the 2005 season. The streak marks the most consecutive road wins in league play since the Cougars won eight straight from September 30, 1995 through September 27, 1997.

DRIVE KEHL-ER

For the third time in as many games, Bryan Kehl was credited win an interception. Kehl intercepted an Eastern Washington pass in the third quarter and returned it 27 yards to set up a BYU touchdown just two plays later. Prior to this season, Kehl had not recorded a single interception in his career.

AWARDS CANDIDATES

Sete Aulai



SENIOR - (2007): Named Blue Ribbon Yearbook Preseason First-Team All-Mountain West Conference ... a Remington Trophy candidate ... Has started every game at center.

JUNIOR - (2006): A 2006 second-team All-Mountain West Conference selection ... allowed just one sack on the season during the regular season ... did not allow a sack against MWC opponents ... credited with 108 knock-downs during the regular season ... anchored an offensive line that helped produce an average 465.5 yards of total offense per game (4th in the nation) ... provided protection for a passing offense that averaged 323.54 yards per game (4th in the nation) ... provided protection for a passing offense that produced an efficiency rating of 167.08 on the season (2nd in the nation) ... helped lead the Cougars to a league-best 277 first downs during the season ... vital part of an offensive line that helped BYU to a 56.6 regular-season third-down conversion percentage (3rd in the nation) ... started all 13 games at center for the Cougars ... part of an offensive line that allowed just 9 sacks against conference opponents ... part of an offensive line that helped the Cougars to an average 36.7 points per game (5th in the nation).

REDSHIRT - (2005): Redshirted after transferring from El Camino JC.

Before BYU

A JC Athletic Bureau first-team All-American ... a JC Athletic Bureau Region IV first-team All-California ... a pre-season All-American entering his sophomore season ... earned first-team All-Mission Conference honors ... received El Camino's "Helmet Award", given annually to the top offensive lineman ... helped lead El Camino to a 6-2 record on the season ... part of an offensive unit that ranked second in total offense in the Mission Conference, averaging 402.8 yards per game ... anchored an offensive line that helped rack up 261.9 yards passing per game and 140.9 yards rushing per game ... played in all 11 games as a freshman at El Camino JC, earning all-conference honorable mention honors ... a two-year starter at Carson High School ... earned all-region, all-area and first-team all-league honors as a senior ... earned scholar-athlete honors, and was named to the National Honor Roll.

Travis Bright



JUNIOR - (2007): Has started every game at right guard.

SOPHOMORE - (2006): Earned Academic All-Mountain West Conference honors ... started in nine games as a sophomore, including seven games at right guard and two games at left guard ... played in all 13 games ... earned letterman honors as a sophomore ... part of an offensive line that helped produce an average 465.5 yards of total offense per game (4th in the nation) ... provided protection for a passing offense that averaged 323.54 yards per game (4th in the nation) ... provided protection for a passing offense that produced an efficiency rating of 167.08 on the season (2nd in the nation) ... helped lead the Cougars to a league-best 277 first downs during the season ... vital part of an offensive line that helped BYU to a 56.6 regular-season third-down conversion percentage (3rd in the nation) ... part of an offensive line that allowed just 9 sacks against conference opponents ... part of an offensive line that helped the Cougars to an average 36.7 points per game (5th in the nation).

FRESHMAN - (2005): Sat out the 2005 season as suffering a leg injury during fall camp.

REDSHIRT - (2004): Redshirted as a true freshman.

Before BYU

A three-year letterwinner at Highland HS in Gilbert, Ariz. ... earned honorable-mention honors as a junior ... an all-state selection as a senior ... earned Arizona Dairy Association All-America honors.



Ben Criddle



SENIOR - (2007): Returned an interception for 13 yards against Tulsa ... posted a season-high five tackles against the Golden Hurricane ... credited with four tackles and a blocked field goal against Air Force.

JUNIOR - (2006): Earned Academic All-Mountain West Conference honors ... listed by ESPN.com as an honorable mention newcomer of the year ... earned letterman honors as a junior ... started at cornerback in 12 of the Cougars' 13 games during the season ... credited with 53 tackles on the season ... totaled 47 solo tackles ... credited with 3.0 tackles for a combined loss of seven yards ... had two interceptions on the season ... had nine pass break-ups ... had a season-high seven tackles in the Cougars overtime loss at No. 23 Boston College ... suffered an ankle injury in the Cougars' 33-31 win over Utah and was unable to play in the Las Vegas Bowl ... a significant contributor on a defensive unit that gave up only 14.7 points per game, ranking 10th nationally ... part of a defense that ranked fourth nationally in turnover margin with +14 turnover margin (+1.08 pg) ... underwent surgery following the Las Vegas Bowl.

REDSHIRT - (2005): Redshirted after transferring from Glendale CC and was a valuable member of the game-prep squad ... won the unofficial dance competition at the Las Vegas Bowl Pep Rally.

Before BYU

Played at Mountain Ridge High School in Glendale, Arizona ... was 5A all-region as a senior ... played at Eastern Arizona Junior College as a freshman ... was sixth in the Western States Football League in interceptions ... played for Glendale Community College as a sophomore in 2004 ... was second on team in interceptions finished junior college career with five interceptions and 63 tackles ... started as a guard on high school basketball team ... was named MVP on defense two years ... participated in track in the 4x100 ... was also a high and long jumper.

Ray Feinga



JUNIOR - (2007): Has started five of seven games at left guard.

SOPHOMORE - (2006): Saw action in all 13 games as a sophomore ... started at left guard in 10 games ... earned letterman honors ... part of an offensive line that helped produce an average 465.5 yards of total offense per game (4th in the nation) ... provided protection for a passing offense that averaged 323.54 yards per game (4th in the nation) ... provided protection for a passing offense that produced an efficiency rating of 167.08 on the season (2nd in the nation) ... helped lead the Cougars to a league-best 277 first downs during the season ... vital part of an offensive line that helped BYU to a 56.6 regular-season third-down conversion percentage (3rd in the nation) ... part of an offensive line that allowed just 9 sacks against conference opponents ... part of an offensive line that helped the Cougars to an average 36.7 points per game (5th in the nation).

FRESHMAN - (2005): Played in eight games during the season ... started against New Mexico ... helped anchor an offensive unit that averaged 33.0 points per game, second in the MWC, and 462.4 total yards per game, second in the MWC and 13th in the nation, including 152.3 yards rushing and 310.1 yards passing.

REDSHIRT - (2004): Redshirted as a true freshman.

Before BYU

An all-state selection as a senior ... led the Wolverines to the State Championship ... named 2003 Mr. Football in the state of Utah as a senior ... named Hunter's Most Valuable Player ... earned region defensive player-of-the-year and MVP honors ... an all-state selection ... an all-state and all-region selection as a junior ... recorded over 70 tackles and nine sacks on defense ... ranked 11th regionally by PrepStar Magazine ... recruited by Utah, Cal, USC, Stanford, UCLA, Notre Dame, Hawaii, Colorado and Oregon.

Quinn Gooch



SENIOR - (2007): Named Blue Ribbon Yearbook Preseason First-Team All-Conference...recorded season-high 8 tackles against Tulsa ... has three interceptions on the year ... interception against the Falcons led to a first-quarter touchdown for the Cougars.

JUNIOR - (2006): Started 12 of the Cougars' 13 games at safety ... credited with 66 tackles on the season ... tallied 37 solo and 29 assisted tackles ... had two forced fumbles and four pass break-ups ... recorded a season-high 10 tackles in the Cougars' overtime loss at No. 23 Boston College ... had eight stops in BYU's 33-31 win over Utah ... had five or more tackles in eight games during the season ... had a 38-yard interception return against Wyoming that, three plays later, gave BYU a 38-0 lead over Wyoming early in the third quarter ... also had a pick to stop a Boston College drive ... a significant contributor on a defensive unit that gave up only 14.7 points per game, ranking 10th nationally ... part of a defense that ranked fourth nationally in turnover margin with +14 turnover margin (+1.08 pg).

SOPHOMORE - (2005): Earned letterman honors as a sophomore ... saw action in nine out of 12 games throughout the season ... started two games ... credited with 30 tackles on the season, including 16 solo takedowns ... had seven tackles against Air Force, including five solo takedowns ... had six tackles against Notre Dame and Air Force ... registered four tackles for a loss of eight yards ... recorded one interception against Air Force ... participated in spring drills ... credited with six tackles, including four solo takedowns, in the annual Blue-White game.

FRESHMAN - (2004): Earned Academic All-Mountain West honors ... saw action in all 11 games during the season ... credited with 11 tackles on the season, including three solo takedowns ... registered a career-high three tackles against Wyoming and Utah ... participated in spring drills ... credited with four tackles in the annual Blue-White scrimmage ... returned an interception 40 yards for a touchdown in the spring game ... expected to compete for playing time at safety.

REDSHIRT - (2003): Participated in spring drills ... suffered a knee injury prior to fall camp.

Jan Jorgensen



SOPHOMORE - (2007): Leads the team with 4 sacks on the year ... totaled nine tackles against Air Force, including a sack and two tackles for loss. **FRESHMAN - (2006):** Earned Academic All-Mountain West Conference honors ... Name Third-Team Freshman All-American by the Sporting News ... nominated for national and conference freshman honors ... started at defensive end in all 13 of the Cougars' games ... credited with 34 tackles, including 14 solo tackles ... produced five sacks for a combined loss of 29 yards ... had two fumble recoveries on the season, including a 48 yard fumble return against UNLV ... ended the season with at least one sack in three straight games ... had a season-high six tackles in the Cougars' 33-31 victory over Utah ... totaled a season-high four solo tackles in the season-opener at Arizona ... a significant contributor on a defensive unit that gave up only 14.7 points per game, ranking 10th nationally ... part of a defense that ranked fourth nationally in turnover margin with +14 turnover margin (+1.08 pg).

REDSHIRT - (2005): Redshirted as a true freshman.

Bryan Kehl



SENIOR - (2007): Leads the team with 53 tackles (31 solo) and two interceptions ... returned first career interception against New Mexico for a touchdown ... recorded a team-high 12 tackles against Arizona. **JUNIOR - (2006):** Earned Academic All-Mountain West Conference honors ... ranked third on the roster with 70 tackles, including 35 solo takedowns ... averaged 5.2 tackles per game against MWC opponents ... had eight tackles for a combined loss of 33 yards as a junior ... credited with three sacks ... led all BYU linebackers with three pass break-ups ... part of a BYU defense that ranked 10th nationally in scoring defense, allowing just 14.7 points per game ... part of a BYU defense that ranked fourth in the nation and tops in the Mountain West Conference in turnover




margin (1.08) ... part of a defensive unit that ranked second in the MWC in third-down defense, allowing opponents to convert just 53 of 161 (32.9 percent) attempts ... a 2006 All-Mountain West honorable mention selection.

SOPHOMORE - (2005): Earned letterman honors as a sophomore ... named Academic All-MWC ... played 11 out of 12 games on the season ... credited with 30 tackles, including 15 solo takedowns ... against Utah, had nine tackles, including five solo takedowns ... had four tackles in the Las Vegas Bowl against California ... had three tackles, one fumble recovery and one tackle for a loss of one yard against San Diego State ... recorded one punt return for 11 yards ... blocked a punt that led to BYU's only score against Boston College.

FRESHMAN - (2002): Earned letterman honors as a true freshman ... saw action in 11 games at linebacker ... credited with 14 tackles on the season, including six solo takedowns ... earned the prep team defensive player-of-the-week award (vs. Utah State).

David Nixon



JUNIOR - (2007): Recorded a season-high 8 tackles (7 solo) against Tulsa. **SOPHOMORE - (2006):** Earned Academic All-Mountain West Conference ... earned letterman honors as a sophomore ... totaled 62 tackles on the season, including a season-high nine tackles in the Cougars' 47-17 victory over San Diego State ... totaled 37 solo takedowns ... credited with 25 assisted tackles ... credited with a season-high seven solo tackles in BYU's 31-17 win over No. 15 TCU ... credited with two tackles for a combined loss of nine yards against the Horned Frogs, including a six-yard sack ... produced 10.5 tackles for a combined loss of 33 yards ... had three sacks on the season ... credited with two forced fumbles ... had five pass deflections ... a significant contributor on a defensive unit that gave up only 14.7 points per game, ranking 10th nationally ... part of a defense that ranked fourth nationally in turnover margin with +14 turnover margin (+1.08 pg).

FRESHMAN - (2003): Played in all 12 games during the season ... made two starts during the season ... recorded 57 tackles, tied for fourth on the team ... was second on the team with 11 tackles for a combined loss of 26 yards ... recorded three sacks for a combined loss of 15 yards ... had three pass breakups ... had seven tackles, including six solo takedowns, against San Diego State ... recorded career highs of 12 tackles and two sacks against Colorado State ... had six tackles against Wyoming ... had 10 tackles, including four solo takedowns, against Utah.

Dallas Reynolds



JUNIOR - (2007): Has started all seven games at left tackle. **SOPHOMORE - (2006):** Started all 13 games for the Cougars, including three games at right tackles and 10 games at left tackle ... part of an offensive line that helped produce an average 465.5 yards of total offense per game (4th in the nation) ... provided protection for a passing offense that averaged 323.54 yards per game (4th in the nation) ... provided protection for a passing offense that produced an efficiency rating of 167.08 on the season (2nd in the nation) ... helped lead the Cougars to a league-best 277 first downs during the season ... vital part of an offensive line that helped BYU to a 56.6 regular-season third-down conversion percentage (3rd in the nation) ... part of an offensive line that allowed just 9 sacks against conference opponents ... part of an offensive line that helped the Cougars to an average 36.7 points per game (5th in the nation).

FRESHMAN - (2005): Earned letterman honors as a freshman ... named a freshman All-American by Rivals.com (second team) and Sporting News (third team) ... named the team offensive rookie of the year ... started in all 12 games ... helped anchor an offensive unit that averaged 33.0 points per game, second in the MWC, and 462.4 total yards per game, second in the MWC and 13th in the nation, including 152.3 yards rushing and 310.1 yards passing ... named a freshman All-American by Rivals.com (second team) and Sporting News (third team).

MORE PLAYERS TO WATCH...

Matt Allen-WR

A sure-handed possession receiver, Allen is athletic and a solid route runner. He has 12 receptions for 129 yards and two touchdowns. Allen is averaging 32.2 yards per game.

Austin Collie-WR

After returning from a mission in January, Collie has worked hard to return to pick up where he left off after the 2004 season. Collie is a big, physical receiver who has the ability to rack up big yards after the catch. He has been slowed by an ankle injury and did not play against Air Force after posting over 300 all-purpose yards against Tulsa. Collie has 15 receptions for 241 yards on the season and three touchdowns. He is averaging just over 60 yards per game.

Dennis Pitta-TE

Pitta also returned from a church mission during the offseason. Pitta also logged significant playing time as a true freshman in 2004. Pitta led all tight ends in receptions with 17 grabs while scoring two touchdowns during his freshman campaign. Picking up where he left off, Pitta leads the Cougars with 20 receptions for 326 yards and two touchdowns.

Kelly Poppinga-LB

After a successful 2006 at outside linebacker, Poppinga moved to the middle to replace three-year starter and team captain Cameron Jensen. Last season, Poppinga played in all 13 games recording 36 tackles, two sacks, 3.5 tackles for loss and two interceptions. This season Poppinga ranks second on the roster with 28 tackles, including 16 solo takedowns. He has a 5 tackles for a combined loss of 10 yards, two pass break-ups and two hurries.

Michael Reed-WR

Another experienced outside receiver, Reed returns to the Cougars for his junior season after logging significant playing time as a freshman and sophomore. Reed had 25 catches for 339 yards and three touchdowns a year ago. An athletic receiver, Reed ranks third on the roster with 18 receptions for 239 yards and one touchdown. Reed was credited with a season-high 132 yards and one touchdown against Tulsa.

Harvey Unga-RB

After missing the majority of the 2006 season with an injury, redshirt freshman Harvey Unga entered the season expected to make a large and immediate contribution to the BYU offense. A large, yet deceptively quick runner, Unga made his presence known from the season-opener against Arizona. Unga racked up 194 all-purpose yards in the Cougars' 20-7 victory over the Wildcats. Unga picked up 67 yards rushing and 127 yards receiving. After picking up another 71 all-purpose yards against UCLA, Unga posted 135 all-purpose yards against Tulsa, including a game-high 100 yards rushing. Against Air Force, Unga tacked on another 160 all-purpose yards to his season total. Unga ran for 111 yards and was credited with 69 yards receiving. On the season he leads the roster with 306 yards rushing and two touchdowns and has 254 yards receiving and 2 touchdowns. Unga is averaging 76.5 yards rushing and 63.5 yards receiving on the season.

Max Hall-QB

Named the starter after spring practice heading into summer workouts, Hall is in his first of three years of eligibility. The Arizona State transfer sat out last season due to transfer rules. It was still a productive season for Hall as he had success quarterbacking the 2006 offensive scout team against a BYU defense that ranked 10th nationally in scoring defense. In just his first four starts, Hall is making his mark on the BYU Quarterback Factory. Only Ty Detmer has posted more passing yards through four starts in BYU football history. Hall has completed 113 of 181 attempts for 1,509 yards and 10 touchdowns. He racked up a career-high 537 yards passing and four touchdowns against Tulsa. Hall ranks among the nation's top passers with a 377.2 yards-per-game average. As a result of his performance at Tulsa, Hall holds the MWC all-time and sophomore single-game record for total offense with 548 yards, he tied the MWC sophomore single-game record with 34 completions against the Golden Hurricane, and set the all-time and sophomore single-game passing yardage record with 537 yards.



BEST OF THE BUNCH

Following the 2004 season, Bronco Mendenhall was one of 13 men who received their first head football coaching job at the Football Bowl Subdivision (Division I-A) level. Of those 13 coaches, Bronco Mendenhall has compiled the best overall record to date. Following is a list of the coaches and their current records.

Head Coach, School	Record
Bronco Mendenhall, BYU	22-10
Kyle Whittingham, Utah	21-13
Charlie Weis, Notre Dame.....	20-13
Bill Cubit, Western Michigan.....	18-15
Skip Holtz, Eastern Carolina.....	17-16
Mike Gundy, Oklahoma State.....	16-16
Dave Wannstedt, Pittsburgh.....	14-17
Shane Montgomery, Miami (OH)	13-19
Mark Snyder, Marshall.....	10-21
Ed Orgeron, Mississippi.....	9-23
Greg Robinson, Syracuse	7-24
Mike Sanford, UNLV	6-26
Brent Guy, Utah State.....	4-27

UNDEFEATED AT HOME

BYU finished the 2006 season with a perfect 6-0 record at home. The last time BYU had a perfect record at home was 2001 when the Cougars went 6-0 at LaVell Edwards Stadium. Since the stadium was built in 1964, BYU has gone undefeated at home 13 times:

2006: 6-0	1984: 6-0
2001: 6-0	1983: 5-0
1998: 6-0	1980: 6-0
1996: 7-0	1979: 5-0
1991: 6-0	1977: 5-0
1990: 6-0	1967: 5-0
1988: 6-0	

ANCHORS AWAY



Senior linebacker Chris Bolden has the claim of being the only member of the BYU football team who has served on active duty in the U.S. Military. Bolden, who is also the oldest player on the team, served in the U.S. Navy. For most of his career in the Navy, Bolden was stationed out of Yokosuka, Japan and served as a radio operator and IT support on the aircraft carrier USS Kitty Hawk. Bolden is a veteran of the Iraq War. Not including the service academies, Bolden is one of at least nine players to serve in the military.

Player	School	Service
Adrian Baker	Bowling Green	Navy
Chris Bolden	BYU	Navy
Jake Coffman	Northern Illinois	Marines
Jeremy Franklin	Florida State	Navy
Leon Freeman	Baylor	Army
Marques Henderson	Temple	Marines
Robinson Jean	Central Florida	Army
Zak Penwell	UConn	Air Force
Gerald Washington	USC	Navy

ON THE ROAD vs. RANKED OPPONENTS

The Cougars' 17-27 loss to No. 11 UCLA marked the first road game against a ranked opponent since BYU knocked off No. 15 TCU in Fort Worth last season, 31-17. The victory over the Horned Frogs gave BYU its first win over a ranked opponent on the road since beating Arizona State, 13-10, on September 20, 1997. BYU is now 1-13 in games against ranked opponents, dating back to the 1999 season.

COACH'S SHOWS ON KSL (Radio and Television)

KSL RADIO - The weekly "Bronco Mendenhall Show" on KSL Newsradio has a new home this season. The Utah County Ken Garff Dealers will be hosting the show Wednesday nights from 7-8 p.m., with Coach Mendenhall joining Greg Wrubell and Marc Lyons, while listeners are encouraged to attend the live broadcast. Cougar fans can also participate via call-ins and e-mail. All BYU Football programming is streamed live on ksl.com and available for download and podcast. All game broadcasts are archived online. KSL's gameday broadcast is also streamed online at byuradio.org, and can be heard on Dish Network Channel 980.

Stations on the Cougar Sports Network include:

- KMXU 105.1 FM, KMGR 95.9 FM**
Manti, UT
- KUNF 1210 AM**
St. George, UT
- KDOX 1280 AM**
Las Vegas, NV
- KTHK 105.5 FM, KBLI 690 AM, KBLY 1260 AM**
Pocatello, Blackfoot, Idaho Falls, ID
- KART 1400 AM**
Jerome, ID

KSL TELEVISION - The weekly "BYU Football with Coach Bronco Mendenhall" show can be seen every Sunday night during the season. The halfhour show will have highlights of the latest game, insights from head coach Bronco Mendenhall on that game, a look ahead to the next BYU Football game, features on Cougar players and Bronco responds to viewers email questions. The show will be broadcast each Sunday at 11 p.m. (MT) on KSL-TV.

ON THE AIR

The exclusive 50,000-watt, clear-channel radio home of BYU Football and flagship of the Cougar Sports Network is KSL Newsradio--1160 AM and 102.7 FM in Salt Lake City. The "Voice of the Cougars" is Greg Wrubell, now in his 7th season as play-by-play commentator. A BYU alum, Wrubell is in his 16th year on the broadcast crew, having served as the sideline/lockerroom reporter before stepping into the booth. Wrubell's on-air partner and game analyst is former Cougar quarterback Marc Lyons, a 26-year veteran of BYU Football broadcasts. Recently-graduated Cougar receiver and punt returner Nate Meikle makes his debut reporting from the sidelines and lockerroom, while Jeff Austin enters his second season as studio host. The following is a rundown of KSL's weekly programming and broadcast details:

- Mondays:**
8:45am-"Coach's Corner" with Greg Wrubell and Bronco Mendenhall
10:00am-Bronco Mendenhall Press Conference (live on ksl.com "X-Stream" channel)
- Wednesdays:**
7:00pm-"Bronco Mendenhall Show" with Greg Wrubell and Marc Lyons
- Thursdays:**
8:15am-"Cougar Matchup" (game preview with Greg Wrubell)
8:45am-"Coach's Corner" with Greg Wrubell and Bronco Mendenhall
4:15pm-"Cougar Matchup"
- Fridays:**
8:15am-"Cougar Matchup"
4:15pm-"Cougar Matchup"

Gamedays:

- 2 hours before kickoff: "Cougar Countdown Show"
- 1 hour before kickoff: "Cougar Pregame Scoreboard Show"
- 35 minutes before kickoff: "Cougar Pregame Coach's Show"
- 25 minutes before kickoff: "Cougar Kickoff Show"
- Halftime: "Cougar Halftime Scoreboard Show"
- Postgame: "Cougar Postgame Scoreboard Show," "Cougar Lockerroom Show," "Cougar Postgame Coach's Show," "Cougar Call-In Show," "Cougar Replay."



OPENING-GAME SELLOUT

The Cougars saw a capacity crowd (64,045) for the season-opener against Arizona. The game marked the first home-opening sellout since the 2004 season when the Cougars opened in Provo against Notre Dame. Prior to the 2007 season-opener, BYU had had 10 opening-day sell-outs, dating back to 1982 -- the first year of the expanded stadium. The Arizona game also marked the first opening-day sell out during the Bronco Mendenhall era. It was also the first sell out since November 19, 2005 when the Cougars played host to Utah. Since 1985, the Cougars are 8-3 (.727) when playing in Provo for the home-opener in front of a sold-out stadium.

Home-Opening Attendance (Since Stadium Expansion in 1980)

Table with 4 columns: Season, Opponent, Attendance, Result. Lists games from 2007 back to 1982 with attendance figures and results.

Sell-outs listed in Bold

BALL HOGS

Entering Saturday's game against Colorado State, BYU ranks third in the nation in time of possession, averaging 34:08 minutes per game. In the Cougars' last MWC game, BYU dominated the clock, owning the ball for 37:24, while allowing UNLV just 22:36. During the third quarter alone, the Cougars chipped away 12:02 of the 15-minute quarter. Against Eastern Washington, BYU held the ball for 32:23 while the Eagles had control of the ball for only 27:31.

DON'T LOOK BACK

In the Bronco Mendenhall era, BYU is 21-4 when leading at halftime and 20-1 when taking a lead into the fourth quarter. The loss at Tulsa marked the first time since September 16, 2006 the Cougars lost a game after holding a halftime lead. BYU led 34-31 at halftime against the Golden Hurricane; however, TU outscored the Cougars 24-13 in the second half to win the game, 55-47.

UP OR DOWN

Following is a break down of the BYU coaching staff's location during the game:

Table listing coaching staff members and their locations: In the Pressbox (Lance Reynolds, Brandon Doman, Barry Lamb) and On the Field (Bronco Mendenhall, Robert Anae, Marc Weber, Patrick Higgins, Paul Tidwell, Steve Kaufusi, Jaime Hill).

HOLY MATRIMONY

BYU has long held the distinction of having the most married players of any other school in the country. This year is no exception. BYU has 27 players who are married.

Table with 4 columns: Player, Wife's Name, Player, Wife's Name. Lists 27 married players and their spouses.

COLLIE BREAKS SCHOOL, MWC RECORDS

Against Tulsa, sophomore receiver Austin Collie was credited with 366 all-purpose yards, including 245 combined return yards and 121 receiving yards, to break Pete Van Valkenburg's 35-year-old school record. Van Valkenburg racked up 306 all-purpose yards in a 33-14 win over Wyoming on November 4, 1972. Collie's total also eclipsed Larry Ned's Mountain West Conference single-game record of 319 yards in San Diego State's October 6, 2001 victory over Eastern Illinois. Additionally, Collie's mark set the new MWC sophomore record, clipping Aaron Brown's mark of 285 yards in TCU's victory over Colorado State on November 25, 2006. Collie, a 6-foot-2, 212-pound sophomore from El Dorado Hills, Calif., also set the Mountain West Conference single-game individual and sophomore kick return yardage records with 237 yards on eight returns. Previously, Colorado State's George Hill held both records with 218 yards against Minnesota on September 10, 2005. Collie came up just three yards short of breaking Golden Richards' 36-year-old record of 247 combined return yards. Richards had 219 punt return yards and 28 kick return yards against North Texas during the 1971 season. Collie had 237 kick return yards and 8 yards on punt returns. Collie scored his first touchdown of the season with 8:19 remaining in the third quarter of the Cougars loss at UCLA, cutting the Bruins' lead to 20-10. The touchdown marked Collie's first since the 2004 season. Collie did not play in 2005 or 2006, serving a Church mission in Brazil. Collie scored again with 6:04 left in the third quarter to cut the Bruins' lead to just 20-17. Collie, a freshman All-American in 2004, caught seven balls for a game-high 79 yards and two touchdowns.

- BYU Single-Game Record (Individual All-Purpose Yards) - 336 yards
MWC Single-Game Record (Individual All-Purpose Yards) - 336 yards
MWC Single-Game Sophomore Record (Individual All-Purpose Yards) - 336 yards
BYU Single-Game Record (Individual Kick Return Yards) - 237 yards
MWC Single-Game Record (Individual Kick Return Yards) - 237 yards
MWC Single-Game Sophomore Record (Individual Kick Return Yards) - 237 yards

IT'S BEEN A WHILE

The Cougars currently have the 12th longest streak in the nation of consecutive games without returning a kickoff for a touchdown. BYU has been unable to accomplish the feat in 112 straight games. Mike Rigell is the last Cougar to return a kickoff for a touchdown. Rigell turned in a 96-yard touchdown in a 31-9 victory at Hawaii on October 17, 1998.

YELLOW FEVER

Throughout the first seven games of the season, the Cougars have been plagued with penalties, ranking 114th with an average of 8.43 penalties per game. Of the Cougars' 59 penalties on the season, the offense has been flagged for 38 infractions while the defense has been penalized 11 times. Special teams has accounted for 10 of the Cougars' 59 penalties.



FLAG BEARERS

BYU has a tradition of selecting a player before each game to run the team flag onto the field. The white flag with a blue "Y" logo has been signed by each member of the team. Their signature reflects their commitment to uphold the tradition, spirit and honor of the BYU football program and to be a flag bearer of the University. The flag bearer is elected each week by his teammates. Following is a list of players who have been given the honor in 2007:

vs. Arizona.....Joe Semanoff
 at UCLA.....Quinn Gooch
 at Tulsa.....Corby Hodgkiss
 vs. Air Force.....Kayle Buchanan
 at New Mexico.....Judd Anderton
 at UNLV.....Andre Saulsberry
 vs. Eastern Washington.....Chris Bolden

SCORING NOTES

The Cougars posted a season-high 47 points on Tulsa, marking the most points scored since beating Wyoming 55-7 on November 9, 2006. The game marked the most points BYU has scored in a losing effort since falling to TCU in overtime, 50-51, on September 24, 2005. It's also the most points scored during regulation in a losing effort since losing to Utah State, 56-58, on October 30, 1993. Interestingly, since that game in 1993, the Cougars are 31-2 in games when the team scores 45 (or more) points.

A FAMILY TRADITION

Several members of the football team have a relative that played a sport for the Cougars. The following is a list of players and their relative:

Player	Relative (Relation)	Sport
Dallas Reynolds	Lance Reynolds (father)	Football
Matt Reynolds	Lance Reynolds Jr. (brother)	Football
Shawn Doman	Brandon Doman (cousin)	Football
Rex Doman	Brandon Doman (cousin)	Football
	Dee Doman (father)	Wrestling
Saia Hafoka	Spencer Hafoka (brother)	Football
Mark Staffieri	Mike Staffieri (father)	Baseball
Kelly Poppinga	Brady Poppinga (brother)	Football
	Dennis Poppinga (father)	Football
Bryan Kehl	Ed and Brandon Kehl (brothers)	Football
Quinn Gooch	Gary Gooch (father)	Basketball
	David Gooch (brother)	Football
Austin Collie	Scott Collie (father)	Football
	Zac Collie (brother)	Football
Brett Denney	Ryan and John (brothers)	Football
Kellen Fowler	Blaine Fowler (father)	Football
Mitch Payne	Matt Payne (brother)	Football
Harvey Unga	Jackson Unga (father)	Football
John Pace	Corey Pace (father)	Football
	Wallace Hunt (grandfather)	Track

BEST IN THE MOUNTAIN WEST

Since the Mountain West Conference was formed in 1999, BYU has posted a record of 41-20 against league opponents, marking the most wins of any other conference opponent. The Cougars have also won a league-best three MWC titles (1999, 2001 and 2006). Listed below is the all-time MWC standings:

Team	W	L	Pct.
BYU	41	20	.672
Utah	40	23	.634
New Mexico	36	26	.581
Colorado State	36	28	.563
Air Force	31	34	.477
San Diego State	25	36	.410
Wyoming	19	43	.306
TCU	17	5	.773
UNLV	16	46	.258

(Through Games of October 27, 2007)

GETTING AN EARLY START

The Cougars have scored in four of seven game-opening drives this season and has allowed its opponent to score on only one game-opening drive. Following is a breakdown of BYU's game opening drives and second-half opening drives.

Game	BYU	Opponent
Arizona	Fumble (7-27; 2:51)	Downs (7-19; 2:59)
2nd Half	Missed FG (11-61; 5:15)	Punt (4-24; 2:32)
UCLA	Punt (3-4; 1:47)	Punt (5-16; 1:16)
2nd Half	TD (8-80; 4:10)	Punt (5-18; 2:31)
Tulsa	TD (8-57; 3:48)	Punt (3-5; 1:07)
2nd Half	INT (4-25; 0:55)	TD (0-0; 0:00)
Air Force	TD (6-43; 2:57)	INT (3-3; 1:01)
2nd Half	TD (10-80; 0:00)	Punt (3-5; 0:55)
New Mexico	TD (0-0; 0:00)	INT (4-12; 1:54)
2nd Half	Punt (5-13; 1:04)	Fumble (9-35; 4:16)

Game	BYU	Opponent
UNLV	Fumble (5-24; 1:27)	Punt (8-25; 3:59)
2nd Half	TD (10-66; 5:03)	Punt (3-6; 1:29)
EWU	TD (0-0; 0:00)	TD (2-19; :027)
2nd Half	INT (3-10; 1:26)	Punt (3-6; 1:34)

2007 SCORING DRIVES

vs. Arizona

7 plays, 72 yards TOP 3:08 (TD)
7 plays, 36 yards TOP 3:15 (TD)
5 plays, 43 yards TOP 2:34 (TD)

at UCLA

11 plays, 53 yards TOP 3:23 (FG)
8 plays, 80 yards TOP 4:10 (TD)
2 plays, 40 yards TOP 0:28 (TD)

at Tulsa

8 plays, 57 yards TOP 3:48 (TD)
6 plays, 70 yards TOP 1:41 (TD)
4 plays, 57 yards TOP 1:59 (TD)
7 plays, 36 yards TOP 2:25 (TD)
4 plays, 45 yards TOP 1:54 (TD)
9 plays, 63 yards TOP 3:42 (TD)
6 plays, 83 yards TOP 1:38 (TD)

vs. Air Force

6 plays, 43 yards TOP 2:57 (TD)
12 plays, 56 yards TOP 5:58 (TD)
9 plays, 55 yards TOP 3:44 (FG)
10 plays, 80 yards TOP (TD)
11 plays, 80 yards TOP 4:40 (TD)

at New Mexico

1 play, 36 yards TOP 0:00 (TD)
7 plays, 57 yards TOP 2:15 (TD)
3 plays, 59 yards TOP 0:17 (TD)
4 plays, 31 yards TOP 1:27 (TD)
6 plays, 17 yards TOP 2:13 (FG)

at UNLV


12 plays, 93 yards TOP 6:10 (TD)
10 plays, 66 yards TOP 5:03 (TD)
14 plays, 63 yards TOP 6:41 (FG)
15 plays, 81 yards TOP 8:49 (TD)

vs. Eastern Washington

1 plays, 39 yards TOP 0:00 (TD)
13 plays, 85 yards TOP 4:24 (TD)
8 plays, 50 yards TOP 3:42 (TD)
2 plays, 19 yards TOP 0:27 (TD)
2 plays, 6 yards TOP 0:14 (TD)
3 plays, 17 yards TOP 1:11 (TD)



THE TONGAN TRIO



BYU's Tongan Trio, featuring running backs Manase Tonga, Fui Vakapuna and Harvey Unga, was back in action against Eastern Washington. Vakapuna broke his hand Sept. 15

against Tulsa and missed the next three weeks following surgery. The junior carried the ball 15 times for 37 yards against the Eagles. Tonga, Unga and Vakapuna have combined for 989 rushing yards and 567 yards receiving through the first seven games, averaging 222.3 all-purpose yards per game. The Tongan Threesome has accounted for 49 percent of the Cougars' total offense. Tonga and Unga have been credited with 86 percent of the team's total rushing yards and 26 percent of the team's receiving yardage.

UNGA MAKING CLAIM FOR TOP FRESHMAN HONORS

Freshman running back Harvey Unga became the first running back in BYU history to turn in four 100-yard rushing games during his freshman season after racking up 145 yards rushing in the Cougars' 42-7 win over Eastern Washington. Unga was credited with 21 carries for 145 yards and one touchdown, averaging 6.9 yards per carry. Unga also totaled a team-high 57 yards receiving on four receptions, including a 22-yard touchdown to give BYU a 14-0 lead in the first quarter. Unga totaled a game-high 202 all-purpose yards, marking the second straight game he has produced over 200 all-purpose yards. Unga has a team-leading 684 yards rushing on the season, averaging 97.7 yards per game. All totaled, Unga accounts for 54 percent of BYU's total rushing attempts and 67 percent of the team's total rushing yards. The 6-foot, 221-pound running back is closing in on the BYU freshman rushing record as well. Unga has 684 yards rushing on the season and needs just 50 yards to break Ronney Jenkins' freshman record of 733 yards.

WHERE THEY RANK NATIONALLY

Several BYU players rank nationally in various statistical categories:

Max Hall:

Total Offense: 10th (307.7 yards per game)
Passing Efficiency: 48th (131.7)

Austin Collie:

Kickoff Yards: 19th (28.5 yards per return)

Harvey Unga:

Rushing yards: 37th (97.7 yards per game)
All-purpose yards: 23rd (153.3 yards per game)

Dennis Pitta:

Receiving yards: 79th (68.1 yards per game)
Receptions per game: T-91st (4.6 receptions per game)

Bryan Kehl:

Tackles for Loss: T-57th (1.1 TFL per game)

Jan Jorgensen:

Sacks: T-60th (.57 per game)
Tackles for Loss: T-92nd (1.00 TFL per game)

BYU:

Passing Offense: 10th (304.3 yards per game)
Total Offense: 20th (450.6 yards per game)
Scoring Offense: 46th (30.3 points per game)
Passing Efficiency: 50th (130.8)
Rushing Defense: 14th (90.4 yards per game)
Passing Defense: 53rd (216.1 yards per game)
Total Defense: 18th (306.6 yards per game)
Scoring Defense: T-30th (20 points per game)
Tackles for Loss: 39th (6.7 TFL per game)
Sacks: 52nd (2.1 sacks per game)
Kickoff Returns: 11th (25.7 yards)

DID YOU KNOW ...

Only Ohio State has a better record against conference opponents over the last 15 league games than BYU. The Buckeyes are 15-0 while BYU is 14-1 in the last 15 league games. (Boise State is also 14-1 in its last 15 league games.)

COLORADO STATE CONNECTIONS

CSU freshman offensive lineman Paul Madsen served an LDS Church mission in Lubbock, Texas. His brother, Mark, earned All-America honors at Stanford and is now a forward in the NBA for the Minnesota Timberwolves.

Freshman defensive lineman Nuku Latu is the cousin of former Cougar Vai Sikahema.

From 1989-92, BYU outside linebackers coach Barry Lamb and CSU co-offensive coordinator Dave Lay coached together at San Diego State. Lamb was the Aztecs' defensive coordinator and linebackers coach, while Lay served as the team's offensive coordinator.

From 1993-96, Cougars' secondary coach Jaime Hill was the defensive coordinator at Portland State University. During that span, Colorado State assistant coach Jesse Williams coached the defensive line at PSU.

Rams' sophomore backup quarterback Grant Stucker is a former teammate of Cougar freshman offensive lineman Nick Alletto. The two played at Ponderosa High School in Parker, Colo.

BYU sophomore tight end Andrew George and CSU freshman wide receiver Cameron Burl are both graduates of Cherry Creek High School in the Denver-metro area.

Cougar freshman defensive lineman David Angilau is a former teammate of Ram sophomore linebacker Matt Hendrick. The two played at Niwot High School in Niwot, Colo.

BYU senior cornerback Andre Saulsberry, senior linebacker Chris Bolden and CSU junior defensive tackle Devin McWilliams all played together at Riverside Community College in Riverside, Calif., before transferring to the Mountain West Conference.

Sete Aulai, BYU's senior starting center, and CSU senior offensive lineman Marvin Arnold are both natives of Carson, Calif. They were also teammates in 2004 at El Camino Junior College.



GAME-BY-GAME CUMULATIVE DRIVE STATS

Teams	Drives	Plays	Yds	Avg. Start	3-and-Outs	Avg. Drive
BYU	13	57	392	Own 29	2	4.4 p, 30.2 yds
Arizona	11	71	255	Own 28	5	6.5 p, 23.2 yds
BYU	15	78	435	Own 23	5	5.2 p, 29 yds
UCLA	16	65	236	Own 38	5	4.1 p, 14.7 yds
BYU	17	94	694	Own 34	1	5.5 p, 40.8 yds
Tulsa	18	70	595	Own 28	2	3.9 p, 33 yds
BYU	11	77	452	Own 29	1	7 p, 41.1 yds
Air Force	11	53	231	Own 29	2	4.8 p, 21 yds
BYU	18	83	363	Own 33	5	4.6 p, 20.2 yds
New Mexico	18	74	346	Own 27	5	4.1 p, 19.2 yds
BYU	10	78	441	Own 27	1	7.8 p, 44.1 yds
UNLV	10	51	217	Own 28	2	5.1 p, 21.7 yds
BYU	14	77	377	Own 43	2	5.5 p, 22.2 yds
EWU	14	64	266	Own 25	6	4.6 p, 19 yds

INDIVIDUAL CAREER-HIGHS

RUSHING

No.	Name	Attempts	Yards	Touchdowns
1	Fui Vakapuna	16 (Boise State, 2003)	96 (Tulsa, 2006)	3 (Utah State, 2006)
11	Manase Tonga	14 (AFA, 2007)	54 (New Mexico, 2007)	2 (Two times)
45	Harvey Ungu	25 (UNLV, 2007)	177 (UNLV, 2007)	1 (Four times)

RECEIVING

No.	Name	Receptions	Yards	Touchdowns
2	Bryce Mahuika	3 (Utah, 2006)	50 (Boise State, 2004)	--
3	Michael Reed	8 (Tulsa, 2007)	132 (Tulsa, 2007)	1 (Five times)
9	Austin Collie	10 (UNLV, 2004)	121 (Tulsa, 2007)	2 (Two times)
10	Matt Allen	6 (Boston College, 2006)	108 (Boston College, 2007)	1 (Six times)
11	Manase Tonga	6 (AFA, 2007)	69 (AFA, 2007)	1 (Two times)
27	Joe Semanoff	2 (Four times)	25 (New Mexico, 2005)	1 (New Mexico, 2005)
32	Dennis Pitta	7 (UNLV, 2007)	114 (AFA, 2007)	2 (AFA, 2004)
37	Vic So'oto	2 (Two times)	33 (Arizona, 2007)	1 (UNLV, 2007)
45	Harvey Ungu	9 (Arizona, 2007)	127 (Arizona, 2007)	1 (Three times)
88	Andrew George	3 (UCLA, 2007)	62 (UCLA, 2007)	--

TACKLES

No.	Name	UT	AT	TT	TFL	INT	Sacks
4	Brandon Howard	2 (Tulsa, 2007)	1 (AFA, 2007)	2 (Tulsa, 2007)	--	--	--
14	Corby Hodgkiss	5 (Utah, 2005)	4 (Two times)	6 (Two times)	1 (Two times)	1 (Two times)	1 (Twice)
16	Kellen Fowler	1 (Two times)	--	1 (Two times)	--	--	--
17	G Pittman	3 (Arizona, 2007)	--	3 (Arizona, 2007)	--	--	--
19	Andre Saulsberry	4 (UNLV, 2007)	--	4 (UNLV, 2007)	--	--	--
21	Ben Criddle	6 (Three times)	3 (AFA, 2007)	7 (BC, 2006)	1 (Three times)	1 (Three times)	--
25	Quinn Gooch	5 (Five times)	5 (Two times)	10 (BC, 2006)	2 (Cal, 2005)	1 (Five times)	--
29	Scott Johnson	2 (UNM, 2007)	3 (EWU, 2007)	4 (UNM, 2007)	--	--	--
31	Chris Bolden	4 (EWU, 2007)	2 (Three times)	6 (EWU, 2007)	3 (EWU, 2007)	--	2 (EWU, 2007)
34	Kayle Buchanan	4 (Utah, 2005)	2 (Two times)	5 (Cal, 2005)	.5 (Cal, 2005)	1 (UCLA, 2007)	--
35	Matt Bauman	3 (UNLV, 2007)	4 (EWU, 2007)	4 (Three times)	.5 (EWU, 2007)	--	--
36	Markell Staffieri	9 (SDSU, 2005)	8 (AFA, 2004)	12 (SDSU, 2005)	2 (Two times)	--	1 (Two times)
41	Bryan Kehl	9 (UCLA, 2007)	7 (Utah, 2006)	12 (Ariz., 2007)	2.5 (Ariz., 2006)	1 (Three times)	1 (Four times)
42	Shawn Doman	2 (Seven times)	5 (EWU, 2007)	6 (Two times)	1 (UCLA, 2007)	--	--
43	David Nixon	7 (Two times)	9 (CSU, 2003)	12 (CSU, 2003)	5 (Two times)	--	2 (CSU, 2003)
44	Dan Van Sweden	1 (Two times)	1 (Two times)	1 (Four times)	--	--	--
46	Kelly Poppinga	6 (Two times)	8 (AFA, 2007)	10 (AFA, 2007)	3 (UCLA, 2007)	1 (Two times)	1 (SDSU, 2006)
55	E. Manumaleuna	3 (Two times)	3 (AFA, 2007)	4 (AFA, 2007)	2 (UNM, 2007)	--	1 (AFA, 2007)
77	Ian Dulan	3 (UNLV, 2006)	3 (AFA, 2007)	5 (UNLV, 2006)	1 (Four times)	--	1 (Two times)
84	Jan Jorgensen	4 (Two times)	6 (AFA, 2007)	9 (AFA, 2007)	2 (AFA, 2007)	--	1 (Seven times)
92	Brett Denney	2 (UNM, 2007)	2 (Two times)	4 (UNM, 2007)	1 (Two times)	--	1 (Two times)



BRIGHAM YOUNG FOOTBALL

2007 BYU SUPERLATIVES

Overall Record	5-2
Current Streak	W4
MWC Record	3-0
Current Streak	W11
All-Time MWC Record	41-20 (.672)
Non-Conference Record	2-2
Current Streak	W1
2007 Home Record	3-0
Current Streak	W9
2007 Road Record	2-2
Road Streak	W2
Day Games	3-1
Current Streak	W2
Night Games	2-1
Current Streak	W2
When BYU Wins Coin Toss	4-2
When BYU Loses Coin Toss	1-0
When BYU Leads After First Quarter	4-0
When BYU Trails After First Quarter	1-2
When Tied After First Quarter	0-0
When BYU Leads at the Half	5-1
When BYU Trails at the Half	0-1
When BYU Leads After Third Quarter	4-0
When BYU Trails After Third Quarter	0-2
Record in September	5-2
Streak	W4
Record in October	0-0
Streak	
Record in November	0-0
Streak	
Record in December	0-0
Streak	
Record vs. Top-25 Teams	0-1
Streak	L1
Record vs. Non-Ranked Teams	5-1
Streak	W4
Record When BYU has 100-Yard Rusher	3-1
Streak	W3
Record When Opponent has 100-Yard Rusher	0-0
Record When BYU has 300-Yard Passing	0-2
Record When Opponent has 300-Yards Passing	0-1
When BYU Scores First	4-1
When Opponent Scores First	1-1
On ESPN	0-0
On ESPN2	0-0
On TBS	0-0
On VERSUS	1-1
On CSTV	1-1
On The mtn	3-0

OPPONENT SNAPSHOT

2007 Overall Record

Opponent	W	L	Pct.
Arizona	2	6	.250
UCLA	5	2	.714
Tulsa	4	3	.571
Air Force	6	2	.750
New Mexico	5	2	.714
UNLV	2	6	.250
Eastern Washington	4	3	.571
San Diego State	2	5	.286
Colorado State	1	6	.143
TCU	4	4	.500
Wyoming	4	3	.571
Utah	5	3	.625

2007 Road Record

Opponent	W	L	Pct.
Arizona	0	4	.000
UCLA	2	1	.667
Tulsa	1	2	.333
Air Force	2	2	.500
New Mexico	3	1	.750
UNLV	1	2	.333
Eastern Washington	1	2	.250
San Diego State	1	3	.250
Colorado State	1	3	.250
TCU	1	3	.250
Wyoming	1	2	.333
Utah	2	2	.500

2007 Home Record

Opponent	W	L	Pct.
Arizona	2	2	.500
UCLA	3	1	.750
Tulsa	3	1	.750
Air Force	4	0	1.000
New Mexico	2	1	.667
UNLV	1	4	.200
Eastern Washington	3	1	.750
San Diego State	1	2	.333
Colorado State	0	3	.000
TCU	3	1	.750
Wyoming	3	1	.750
Utah	3	1	.750

2007 Neutral Field Record

Opponent	W	L	Pct.
	0	0	.000

THIS WEEK

Team	Opponent
Arizona	Washington (Oct.27)
UCLA	Washington State (Oct. 27)
Tulsa	Southern Methodist (Oct. 27)
Air Force	New Mexico (Oct. 25)
New Mexico	Air Force (Oct. 25)
UNLV	Wyoming (Oct. 27)
Eastern Washington	Sacramento State (Oct. 27)
San Diego State	BYU (Oct. 27)
Colorado State	Utah (Oct. 27)
TCU	BYE
Wyoming	UNLV (Oct. 27)
Utah	Colorado State (Oct. 27)



BRIGHAM YOUNG FOOTBALL

IT'S HALL IN THE NUMBERS

Following is a statistical look at Max Hall's career through seven games:

CAREER HIGHS (Top Performances)

<u>Completions</u>	<u>Attempts</u>	<u>Yards</u>	<u>TD Passes</u>	<u>Comp. Percentage</u>	<u>Interceptions</u>
1. 34 (Tulsa, 2007)	57 (Tulsa, 2007)	537 (Tulsa, 2007)	4 (Tulsa, 2007)	69.7 (AFA, 2007)	3 (UNLV, 2007)
2. 30 (UCLA, 2007)	52 (UCLA, 2007)	391 (UCLA, 2007)	2 (Four times)	66.7 (Arizona, 2007)	2 (Tulsa, 2007)
3. 26 (Arizona, 2007)	40 (UNM, 2007)	293 (AFA, 2007)	1 (Two times)	63.6 (UNLV, 2007)	1 (Four times)
4. 23 (AFA, 2007)	39 (Arizona, 2007)	288 (Arizona, 2007)		59.6 (Tulsa, 2007)	
5. 21 (UNLV, 2007)	33 (Two times)	251 (UNM, 2007)		57.7 (UCLA, 2007)	

Career Game-by-Game

<u>Season</u>	<u>Rushing</u> (No-Yds-TDs)	<u>Passing</u> (C-A-Int-Yds-TDs)
2007		
Arizona	4-4-0	26-39-0-288-2
UCLA	6-(-18)-0	30-52-1-391-2
Tulsa	6-11-0	34-57-2-537-4
Air Force	6-9-0	23-33-1-293-2
New Mexico	6-1-0	18-40-1-251-2
UNLV	4-4-0	21-33-3-214-1
Eastern Washington	3-13-1	15-30-1-156-1
San Diego State		
Colorado State		
TCU		
Wyoming		
Utah		

Career Bests

Passing Yards: 537, at Tulsa (2007)
Passing TDs: 4, at Tulsa (2007)
Passing Attempts: 57, at Tulsa (2007)
Long Pass: 59, at New Mexico (2007)
Completions: 34, at Tulsa (2007)
Comp. Percentage: 69.7, vs. Air Force (2007)
Rushing Yards: 13, vs. Eastern Washington (2007)
Rushing TDs: 1, vs. Eastern Washington (2007)
Rushing Attempts: 6 (Four times)
Long Run: 10, (Two times)

Career Year-by-Year Totals

<u>Year</u>	<u>Passing</u>							<u>Rushing</u>			
	<u>G</u>	<u>C-A-I</u>	<u>Pct.</u>	<u>Yds</u>	<u>Avg.</u>	<u>TDs</u>	<u>Effic.</u>	<u>Carries</u>	<u>Yds</u>	<u>Avg.</u>	<u>TD</u>
2007	7	167-284-9	58.8	2130	304.3	14	131.73	35	24	3.4	1
Total	7	167-284-9	58.8	2130	304.3	14	131.73	35	24	3.4	1

A Look At Selected QB First Seven Career Starts

QB	Year	Opponent	Record	CMP-ATT-YDS	Pct.	INT	TD
Max Hall (So.)	2007	Arizona	W, 20-7	26-39-288	.667	0	2
	2007	UCLA	L, 17-27	30-52-391	.577	1	2
	2007	Tulsa	L, 47-55	34-57-537	.596	2	4
	2007	Air Force	W, 31-6	23-33-293	.697	1	2
	2007	New Mexico	W, 31-24	18-40-251	.450	1	2
	2007	UNLV	W, 24-14	21-33-214	.636	3	1
	2007	E. Washington	W, 42-7	15-30-156	.500	1	1
			5-2	167-284-2130	.588	9	14
John Beck (Fr.)	2003	Stanford	L, 14-18	22-45-279	.489	2	2
	2003	Air Force	L, 10-24	19-35-193	.543	0	1
	2003	San Diego State	W, 44-36	17-26-180	.654	0	2
	2003	Colorado State	L, 13-58	10-23-136	.435	1	1
	2004	Notre Dame	W, 20-17	7-10-96	.700	0	0
	2004	USC	L, 10-42	18-34-194	.529	3	1
	2004	Boise State	L, 27-28	20-35-390	.571	0	2
			2-5	113-208-1468	.543	6	9
Brandon Doman (Jr.)	2000	New Mexico	W, 37-13	21-35-349	.600	1	0
	2000	Utah	W, 34-27	16-29-284	.552	1	1
	2001	Tulane	W, 70-35	25-31-278	.806	0	3
	2001	Nevada	W, 52-7	11-21-222	.524	0	1
	2001	California	W, 44-16	16-24-272	.667	0	3
	2001	UNLV	W, 35-31	23-37-281	.622	1	2
	2001	Utah State	W, 54-34	24-34-293	.706	1	4
			6-0	136-221-1979	.615	4	14
Steve Sarkisian (Jr.)	1995	Air Force	L, 12-38	25-42-346	.595	2	2
	1995	UCLA	L, 9-23	21-38-305	.553	1	1
	1995	San Diego State	W, 31-19	31-39-405	.795	1	1
	1995	Colorado State	W, 28-21	17-32-254	.531	2	3
	1995	Arizona State	L, 21-29	19-29-282	.655	2	2
	1995	Wyoming	W, 23-20	23-39-283	.590	1	0
	1995	Hawaii	W, 45-7	19-24-266	.792	0	3
			4-3	154-243-2141	.634	9	12
Ty Detmer (So.)	1988	New Mexico	W, 65-0	24-35-333	.686	0	5
	1989	New Mexico	W, 24-3	18-29-317	.621	0	0
	1989	Washington State	L, 41-46	34-53-537	.642	3	4
	1989	Navy	W, 31-10	26-35-353	.743	0	2
	1989	Utah State	W, 37-10	18-35-330	.514	2	3



BRIGHAM YOUNG FOOTBALL

A Look At Selected QB First Seven Career Starts (cont.)

	1989	Wyoming	W, 36-20	16-30-337	.533	0	2
	1989	Colorado State	W, 45-16	20-38-338	.526	2	3
			6-1	156-255-2545	.612	7	19
Robbie Bosco (Jr.)	1984	Pittsburgh	W, 20-14	25-43-325	.581	2	1
	1984	Baylor	W, 47-13	28-43-363	.651	0	6
	1984	Tulsa	W, 38-15	22-33-314	.667	0	1
	1984	Hawaii	W, 18-13	18-33-264	.545	1	1
	1984	Colorado State	W, 52-9	16-21-246	.762	0	2
	1984	Wyoming	W, 41-38	29-44-384	.659	0	5
	1984	Air Force	W, 30-25	28-41-484	.683	1	4
			6-0	166-258-2380	.643	4	20
Steve Young (So.)	1981	Utah State	W, 32-26	21-40-307	.525	1	1
	1981	UNLV	W, 41-45	21-40-269	.525	4	1
	1982	UNLV	W, 27-0	19-26-271	.731	1	1
	1982	Georgia	L, 14-17	22-46-285	.478	6	1
	1982	Air Force	L, 38-39	19-28-215	.679	0	1
	1982	UTEP	W, 51-3	24-32-399	.750	2	2
	1982	New Mexico	W, 40-12	18-28-335	.643	0	2
			5-2	144-240-1746	.600	14	9
Jim McMahon (So.)	1978	UTEP	W, 44-0	10-19-143	.526	1	1
	1978	Wyoming	W, 48-14	24-36-317	.667	1	1
	1978	San Diego State	W, 21-3	11-29-174	.379	3	1
	1978	Utah	L, 22-23	15-38-249	.395	0	1
	1978	UNLV	W, 28-24	5-15-44	.333	1	0
	1980	New Mexico	L, 21-25	11-25-147	.440	1	2
	1980	San Diego State	W, 35-11	19-30-373	.633	1	4
			5-2	95-192-1447	.494	8	10
Marc Wilson (So.)	1977	Colorado State	W, 63-17	15-25-332	.600	1	7
	1977	Wyoming	W, 10-7	10-26-96	.385	6	1
	1977	Arizona	W, 34-14	23-43-334	.535	2	2
	1977	Utah	W, 38-8	26-41-571	.634	3	5
	1977	Arizona State	L, 13-24	21-38-283	.553	3	1
	1977	Long Beach State	W, 30-27	37-54-408	.685	1	4
	1977	UTEP	W, 68-19	14-30-212	.467	2	2
			6-1	146-257-2236	.568	18	22
Gifford Nielsen (So.)	1975	Wyoming	W, 33-20	9-19-159	.474	1	1
	1975	Arizona	L, 20-36	27-44-387	.614	2	2
	1975	Utah State	W, 24-7	15-24-139	.625	0	2
	1975	Utah	W, 51-20	10-15-150	.667	1	1
	1975	UTEP	W, 20-10	13-24-157	.542	0	0
	1975	S. Mississippi	L, 14-42	8-12-64	.667	1	1
	1976	Kansas State	L, 3-13	15-29-142	.517	2	0
			4-3	97-167-1198	.580	7	7

GAME-BY-GAME STARTERS

Offensive Starters

Game	<i>XR</i>	<i>ZR</i>	<i>HR</i>	<i>TE</i>	<i>LT</i>	<i>LG</i>	<i>C</i>	<i>RG</i>	<i>RT</i>	<i>QB</i>	<i>HB</i>
Arizona	Reed	Collie	Semanoff (FB)	So'oto	D. Reynolds	Feinga	Aulai	Bright	Oswald	Hall	Vakapuna
UCLA	Reed	Collie	Tonga (RB)	So'oto	D. Reynolds	Feinga	Aulai	Bright	Oswald	Hall	Unga
Tulsa	Reed	Collie	Tonga (RB)	George	D. Reynolds	Feinga	Aulai	Bright	Oswald	Hall	Unga
Air Force	Reed	Allen	Semanoff (FB)	Pitta	D. Reynolds	Feinga	Aulai	Bright	Oswald	Hall	Tonga
New Mexico	Reed	Allen	Tonga (RB)	Pitta	D. Reynolds	Reden	Aulai	Bright	Oswald	Hall	George
UNLV	Reed	Allen	Semanoff (RB)	So'oto	D. Reynolds	Feinga	Aulai	Bright	Oswald	Hall	Unga
E. Washington	Reed	Collie	So'oto (TE)	George	D. Reynolds	Reden	Aulai	Bright	Oswald	Hall	Unga

San Diego State

Colorado State

TCU

Wyoming

Utah

Defensive Starters

Game	<i>LE</i>	<i>NT</i>	<i>RE</i>	<i>SLB</i>	<i>MLB</i>	<i>BLB</i>	<i>WLB</i>	<i>FC</i>	<i>FS</i>	<i>KAT</i>	<i>CB</i>
Arizona	Dulan	Manumaleuna	Jorgensen	Kehl	Poppinga	Staffieri	Nixon	Buchanan	Gooch	Hodgkiss	Criddle
UCLA	Dulan	Manumaleuna	Jorgensen	Kehl	Poppinga	Staffieri	Nixon	Buchanan	Gooch	Hodgkiss	Criddle
Tulsa	Dulan	Manumaleuna	Jorgensen	Kehl	Poppinga	Staffieri	Nixon	Buchanan	Gooch	Hodgkiss	Criddle
Air Force	Dulan	Manumaleuna	Jorgensen	Kehl	Poppinga	Staffieri	Nixon	Buchanan	Gooch	Hodgkiss	Criddle
New Mexico	Dulan	Manumaleuna	Jorgensen	Kehl	Poppinga	Staffieri	Nixon	Buchanan	Gooch	Hodgkiss	Saulsberry
UNLV	Dulan	Manumaleuna	Jorgensen	Kehl	Poppinga	Staffieri	Nixon	Buchanan	Gooch	Hodgkiss	Saulsberry
E. Washington	Dulan	Manumaleuna	Jorgensen	Kehl	Poppinga	Staffieri	Nixon	Buchanan	Gooch	Hodgkiss	Criddle

San Diego State

Colorado State

TCU

Wyoming

Utah



BRIGHAM YOUNG FOOTBALL

OFFENSE (vs. Colorado State)

POS	No.	Name	Ht.	Wt.	Yr.	Exp.	Hometown/Last School
XR	3	Michael Reed	6-1	202	Jr.	2L	Baytown, TX / Robert E. Lee HS
-or-	10	Matt Allen	6-0	177	Sr.	3L	Peoria, AZ / Cactus HS
HR	2	Bryce Mahuika	5-9	185	Jr.	2L	Vancouver, WA / Evergreen HS
	86	Daniel Tervort	5-11	200	So.	Sq.	Payson, UT / Southern Utah
-or-	20	Reed White	5-11	190	Jr.	TR	Gilbert, AZ / Arizona State
ZR	10	Matt Allen	6-0	177	Sr.	3L	Peoria, AZ / Cactus HS
-or-	9	Austin Collie	6-2	212	So.	1L	El Dorado Hills, CA / Oak Ridge HS
TE	88	Andrew George	6-5	240	So.	1L	Englewood, CO / Cheery Creek HS
-or-	37	Vic So'oto	6-3	233	So.	1L	Carlsbad, CA / Carlsbad HS
-or-	32	Dennis Pitta	6-5	230	So.	1L	Moorpark, CA / Moorpark HS
LT	65	Dallas Reynolds	6-5	328	Jr.	2L	Provo, UT / Timpview HS
	64	RJ Willing	6-5	300	So.	1L	Kahuku, HI / Kamehameha HS
LG	76	Ray Feinga	6-5	322	Jr.	2L	West Valley City, UT / Hunter HS
	75	Walter Kahaialii	6-3	320	Fr.	RS	Lahaina, HI / Kamehameha-Maui HS
C	67	Sete Aulai	6-1	297	Sr.	1L	Carson, CA / El Camino JC
	53	Tom Sorensen	6-5	315	So.	RS	Salt Lake City, UT / Vanderbilt
RG	74	Travis Bright	6-5	320	Jr.	2L	Queen Creek, AZ / Highland HS
	73	Jason Speredon	6-5	275	Fr.	RS	West Valley City, UT / Granger HS
RT	68	David Oswald	6-8	325	Jr.	1L	Sandy, UT / Brighton HS
	64	RJ Willing	6-5	300	So.	1L	Kahuku, HI / Kamehameha HS
QB	15	Max Hall	6-1	200	So.	TR	Mesa, AZ / Arizona State
	6	Brenden Gaskins	6-5	220	So.	TR	Farmington, NM / Glendale CC
RB	11	Manase Tonga	6-0	234	Jr.	2L	San Mateo, CA / Aragon HS
	27	Joe Semanoff	5-11	220	Sr.	2L	Lehigh, PA / Lehigh HS
HB	45	Harvey Unga	6-0	221	Fr.	RS	Provo, UT / Timpview HS
	1	Fui Vakapuna	6-1	234	Jr.	2L	Glendale, UT / East HS

SPECIAL TEAMS

POS	No.	Name	Ht.	Wt.	Yr.	Exp.	Hometown/Last School
K	38	Mitch Payne	6-2	201	Fr.	RS	North Ogden, UT / Weber HS
P	26	CJ Santiago	6-2	215	Jr.	TR	Honolulu, HI / Orange Coast CC
	24	Brian Smith	6-3	165	Fr.	HS	Orem, UT / Orem HS
DS	56	Chris Muehlmann	6-0	205	Jr.	HS	American Fork, UT / American Fk HS
	59	John Pace	6-2	210	Fr.	RS	Yorba Linda, CA / Espinosa HS
KR	2	Bryce Mahuika	5-9	185	Jr.	2L	Vancouver, WA / Evergreen HS
	9	Austin Collie	6-2	212	So.	1L	El Dorado Hills, CA / Oak Ridge HS
PR	2	Bryce Mahuika	5-9	185	Jr.	2L	Vancouver, WA / Evergreen HS
	9	Austin Collie	6-2	212	So.	1L	El Dorado Hills, CA / Oak Ridge HS

DEFENSE (vs. Colorado State)

POS	No.	Name	Ht.	Wt.	Yr.	Exp.	Hometown/Last School
LE	77	Ian Dulan	6-1	270	So.	1L	Hila, HI / Kamehameha-Hawaii HS
	92	Brett Denney	6-4	251	So.	1L	Thornton, CO / Legacy HS
NT	55	Eathyn Manumaleuna	6-2	280	Fr.	HS	Anchorage, AK / Timpview HS
	71	Rick Wolfley	6-3	326	Fr.	RS	Afton, WY / Star Valley HS
-or-	90	Moses Foketi	6-0	270	Jr.	RS	Oakland, CA / Laney CC
RE	84	Jan Jorgensen	6-3	260	So.	1L	Helper, UT / Carbon HS
	91	Judd Anderton	6-5	270	Sr.	3L	Tacoma, WA / Curtis HS
SLB	41	Bryan Kehl	6-3	231	Sr.	3L	Salt Lake City, UT / Brighton HS
	39	Grant Nelson	6-2	225	Fr.	RS	Hopewell, PA / Hopewell HS
-or-	48	Austen Jorgensen	6-3	230	Fr.	HS	Mt. Pleasant, UT / North Sanpete HS
MLB	46	Kelly Poppinga	6-2	240	Sr.	1L	Evanston, WY / Utah State Univ.
	35	Matt Bauman	6-1	225	So.	1L	Salt Lake City, UT / Skyline HS
-or-	47	Terrance Hooks	6-1	218	So.	1L	Tempe, AZ / Marcos de Niza HS
BLB	36	Markell Staffieri	6-3	232	Sr.	3L	Del Mar, CA / Torrey Pines HS
	42	Shawn Doman	6-2	219	So.	1L	Woodburn, OR / Canby HS
WLB	43	David Nixon	6-3	223	Jr.	2L	College Station, TX / A&M Con.
	31	Chris Bolden	6-0	248	Sr.	2L	Hephzibah, GA / Riverside CC
FC	34	Kayle Buchanan	6-1	201	Sr.	3L	San Jose, CA / Santa Clara HS
	4	Brandon Howard	5-9	170	So.	1L	Riverside, CA / LaSierra HS
BC	21	Ben Criddle	6-0	185	Sr.	1L	Glendale, AZ / Glendale CC
-or-	19	Andre Saulsberry	5-10	178	Sr.	1L	Long Beach, CA / Riverside CC
KAT	14	Corby Hodgkiss	5-11	206	Sr.	2L	Irving, TX / Irving HS
	18	Aaron Attig	6-2	204	So.	Sq.	Logandale, NV / Moapa Valley HS
FS	25	Quinn Gooch	6-0	196	Sr.	3L	Tucson, AZ / Sabino HS
	16	Kellen Fowler	6-0	195	Jr.	2L	Kaysville, UT / Davis HS



BRIGHAM YOUNG FOOTBALL

GAME 1 • September 1, 2007

BYU vs Arizona

LaVell Edwards Stadium • Provo, Utah

Score by Quarters	1	2	3	4	Score
Arizona Wildcats	0	0	0	7	7
BYU Cougars	7	6	0	7	20

Scoring Summary:

1st 06:02 BY - UNGA 27 yd pass from HALL (PAYNE kick), 7-72 3:08
 2nd 00:38 BY - PITTA 2 yd pass from HALL (PAYNE kick failed), 7-36 3:15
 4th 03:24 BY - UNGA 11 yd run (PAYNE kick), 5-43 2:34
 00:53 ARIZ - Mitchell 7 yd pass from Tuitama (Bondzio kick), 10-80 2:25

	ARIZ	BY
FIRST DOWNS	11	22
RUSHES-YARDS (NET)	19-32	32-104
PASSING YDS (NET)	223	288
Passes Att-Comp-Int	38-28-0	39-26-0
TOTAL OFFENSE PLAYS-YARDS	57-255	71-392
Fumble Returns-Yards	0-0	0-0
Punt Returns-Yards	1-22	1-9
Kickoff Returns-Yards	4-91	1-0
Interception Returns-Yards	0-0	0-0
Punts (Number-Avg)	8-46.1	5-38.6
Fumbles-Lost	0-0	1-1
Penalties-Yards	7-56	5-27
Possession Time	26:22	33:38
Third-Down Conversions	4 of 14	7 of 15
Fourth-Down Conversions	0 of 2	0 of 1
Blue-Zone Scores-Chances	1-2	2-4
Sacks By: Number-Yards	1-6	2-19

RUSHING: Arizona Wildcats-Jennings, C. 14-41; Smith, X. 3-10; Tuitama, Willie 2-minus 19. BYU Cougars-UNGA, Harvey 15-67; VAKAPUNA, Fui 12-36; HALL, Max 4-4; TEAM 1-minus 3.

PASSING: Arizona Wildcats-Tuitama, Willie 26-36-0-216; Heavner, K. 2-2-0-7. BYU Cougars-HALL, Max 26-39-0-288.

RECEIVING: Arizona Wildcats-Jennings, C. 9-27; Thomas, Mike 7-48; Dean, D. 4-88; Turner, T. 4-14; Reese, T. 2-22; Gronkowski, R. 1-17; Mitchell, E. 1-7. BYU Cougars-UNGA, Harvey 9-127; REED, Michael 4-41; COLLIE, Austin 4-41; PITTA, Dennis 4-33; SO'OTO, Vic 2-33; SEMANOFF, Joe 1-8; VAKAPUNA, Fui 1-4; ALLEN, Matt 1-1.

INTERCEPTIONS: Arizona Wildcats-None. BYU Cougars-None.

FUMBLES: Arizona Wildcats-None. BYU Cougars-HALL, Max 1-1.

SACKS (UA-A): Arizona Wildcats-Cason, Antoine 1-0. BYU Cougars-JORGENSEN, Jan 1-0; DULAN, Ian 1-0.

TACKLES (UA-A): Arizona Wildcats-Larsen, Spencer 4-10; Cason, Antoine 6-3; Nelson, C. 4-4; Palmer, Ronnie 4-3; Patrick, D. 5-1; Krogstad, Dane 3-3; Parker, Jason 2-2; Fontenot, W. 3-0; Dotson, Lionel 3-0; Barnett, Yaniv 1-2; Mikaele, L. 1-1; Turner, J. 0-2; Horton, D. 0-2; Holmes, L. 0-2; Hall, C. 0-1; Egger, T. 0-1; Klyce, M. 0-1; Ross, D. 0-1; McCovy, A. 0-1. BYU Cougars-KEHL, Bryan 6-6; STAFFIERI, Mark 5-2; NIXON, David 3-3; GOOCH, Quinn 3-3; DOMAN, Shaun 2-4; JORGENSEN, Jan 2-3; POPPINGA, Kelly 2-2; HODGKISS, Corby 1-3; PITTMAN, G 3-0; CRIDDLE, Ben 1-2; MANUMALEUNA, Eth 1-2; BUCHANAN, Kayle 2-0; PAYNE, Mitch 1-0; DULAN, Ian 1-0; DENNEY, Brett 1-0; TEAM 1-0; VAN SWEDEN, Dan 0-1; BAUMAN, Matt 0-1.

GAME 2 • September 8, 2007

BYU vs No. 13 UCLA

Rose Bowl • Pasadena, California

Score by Quarters	1	2	3	4	Score
BYU Cougars	0	3	14	0	17
UCLA	10	10	0	7	27

Scoring Summary:

1st 03:39 UCLA - Forbath 37 yd field goal, 8-60 2:54
 01:58 UCLA - Brown 56 yd interception return (Forbath kick)
 2nd 11:01 UCLA - Bell 4 yd run (Forbath kick), 4-47 1:41
 03:28 UCLA - Forbath 40 yd field goal, 6-19 2:57
 00:05 BY - PAYNE 27 yd field goal, 11-0 3:23
 3rd 08:19 BY - COLLIE 5 yd pass from HALL (PAYNE kick), 8-80 4:10
 06:04 BY - COLLIE 16 yd pass from HALL (PAYNE kick), 2-40 0:28
 4th 01:12 UCLA - Markey 3 yd run (Forbath kick), 12-45 3:40

	BY	UCLA
FIRST DOWNS	23	15
RUSHES-YARDS (NET)	25-44	37-110
PASSING YDS (NET)	391	126
Passes Att-Comp-Int	53-30-1	28-13-1
TOTAL OFFENSE PLAYS-YARDS	78-435	65-236
Fumble Returns-Yards	0-0	1-21
Punt Returns-Yards	2-2	5-54
Kickoff Returns-Yards	6-136	4-92
Interception Returns-Yards	1-12	1-56
Punts (Number-Avg)	8-42.8	8-44.0
Fumbles-Lost	5-2	1-0
Penalties-Yards	11-84	4-30
Possession Time	31:49	28:11
Third-Down Conversions	6 of 16	2 of 12
Fourth-Down Conversions	0 of 1	0 of 0
Blue-Zone Scores-Chances	3-4	3-3
Sacks By: Number-Yards	2-18	4-21

RUSHING: BYU-UNGA, 5-28; VAKAPUNA, 9-23; TONGA, 5-11; HALL, 6-minus 18. UCLA-Bell, 16-79; Markey, 16-50; Breazell, 1-7; Team 1-minus 2; Olson, Ben 3-minus 24.

PASSING: BYU-HALL, 30-52-1-391; TEAM 0-1-0-0. UCLA-Olson, 13-28-1-126.

RECEIVING: BYU-COLLIE, 7-79; PITTA, 5-66; ALLEN, 4-52; TONGA, 4-42; GEORGE, 3-62; UNGA, 3-43; REED, 3-28; SO'OTO, 1-19. UCLA-Everett, 5-66; Breazell, 4-35; Ketchum, 2-13; Cowan, 1-8; Theriot, 1-4.

INTERCEPTIONS: BYU Cougars-BUCHANAN, Kayle 1-12. UCLA-Brown, T. 1-56.

FUMBLES: BYU-HALL, 2-1; SO'OTO, 1-1; MAHUIKA, 1-0; COLLIE, 1-0. UCLA-Olson, Ben 1-0.

SACKS (UA-A): BYU Cougars-DENNEY, Brett 1-0; KEHL, Bryan 1-0. UCLA-Davis, Bruce 2-0; Brown, Kevin 1-0; Blake, Tom 1-0.

TACKLES (UA-A): BYU Cougars-KEHL, Bryan 9-2; POPPINGA, Kelly 6-2; GOOCH, Quinn 5-2; HODGKISS, Corby 4-0; BUCHANAN, Kayle 3-1; DOMAN, Shaun 2-2; JORGENSEN, Jan 2-2; NIXON, David 2-2; MANUMALEUNA, Eth 3-0; CRIDDLE, Ben 2-1; MUEHLMANN, Chri 2-0; SANTIAGO, CJ 1-0; BOLDEN, Chris 1-0; BAUMAN, Matt 1-0; HALL, Max 1-0; FOWLER, Kellen 1-0; SULLIVAN, Sean 1-0; TEAM 1-0; DENNEY, Brett 1-0. UCLA-Keyes, Dennis 8-2; Davis, Bruce 6-1; Taylor, Christia 6-0; Brown, Trey 4-1; Horton, Chris 2-3; Carter, Reggie 4-0; Norris, Michael 3-1; Verner, Al 3-1; Whittington, Aa 3-0; Bosworth, Kyle 3-0; Brown, Kevin 2-1; Meadows, Chris 2-0; Bosworth, Corey 2-0; Harwell, Brigha 0-2; Slater, Matt 1-0; Ward, Jess 1-0; Blake, Tom 1-0; Ware, Aaron 0-1; Moline, Chase 0-1.



BRIGHAM YOUNG FOOTBALL

GAME 3 • September 15, 2007

BYU vs Tulsa

Skelly Field at H.A. Chapman Stadium • Tulsa, Oklahoma

Score by Quarters	1	2	3	4	Score
BYU Cougars	7	27	6	7	47
Tulsa	14	17	14	10	55

Scoring Summary:

1st 10:05 BY - UNGA, 1 yd run (SMITH, B.), 8-57 3:48
 04:28 TLS - HEINZ, 43 yd pass from SMITH (TRACY, kick), 3-73 0:48
 00:30 TLS - JOHNSON, 17 yd pass from SMITH (TRACY, kick), 8-82 2:03
 2nd 13:46 BY - COLLIE, 45 yd pass from HALL (SMITH, B. kick), 6-70 1:41
 13:36 TLS - MARION, 75 yd pass from SMITH (TRACY, kick), 1-75 0:10
 11:30 BY - PITTA, 13 yd pass from HALL (SMITH, B. kick), 4-57 1:59
 10:27 TLS - HEINZ, 18 yd pass from SMITH (TRACY, kick), 4-71 0:57
 07:51 BY - TONGA, 2 yd run (SMITH, B. kick), 7-36 2:25
 05:17 TLS - TRACY, 45 yd field goal, 9-42 2:25
 03:11 BY - ALLEN, 15 yd pass from HALL (SMITH, B. kick failed), 4-45 1:54
 3rd 14:00 TLS - ROBERTS, 49 yd interception return (TRACY, kick)
 10:45 TLS - ADAMS, 10 yd run (TRACY, kick), 5-56 1:25
 06:55 BY - TONGA, 6 yd run (SMITH, B. kick failed), 9-63 3:42
 4th 11:51 TLS - HEINZ, 37 yd pass from SMITH (TRACY, kick), 7-74 2:57
 06:44 BY - REED, 36 yd pass from HALL (PAYNE, kick), 6-83 1:38
 04:21 TLS - TRACY, 27 yd field goal, 5-56 2:23

	BY	TLS
FIRST DOWNS	36	23
RUSHES-YARDS (NET)	36-157	33-105
PASSING YDS (NET)	537	490
Passes Att-Comp-Int	58-34-2	37-22-1
TOTAL OFFENSE PLAYS-YARDS	94-694	70-595
Fumble Returns-Yards	0-0	1-1
Punt Returns-Yards	3-16	1-11
Kickoff Returns-Yards	10-259	6-50
Interception Returns-Yards	1-13	2-49
Punts (Number-Avg)	4-48.2	6-38.5
Fumbles-Lost	3-2	0-0
Penalties-Yards	14-138	4-31
Possession Time	35:04	24:56
Third-Down Conversions	7 of 15	3 of 13
Fourth-Down Conversions	2 of 3	1 of 1
Blue-Zone Scores-Chances	5-6	4-4
Sacks By: Number-Yards	2-12	3-14

RUSHING: BYU-UNGA, 21-100; TONGA, 7-32; VAKAPUNA, 2-14; HALL, 6-11. Tulsa-ADAMS, 18-79; WILLIAMS, 4-14; CHAMBERLAIN, C. 1-8; WHITMORE, A.J. 2-7; SMITH, 6-minus 1; TEAM 2-minus 2.

PASSING: BYU-HALL, 34-57-2-537; TEAM 0-1-0-0. Tulsa-SMITH, 21-35-1-454; WHITMORE, A.J. 0-1-0-0; JOHNSON, 1-1-0-36.

RECEIVING: BYU-REED, 8-132; PITTA, 6-113; TONGA, 5-30; COLLIE, 4-121; ALLEN, 4-54; UNGA, 2-35; SEMANOFF, 2-20; MAHUIKA, 1-12; GEORGE, 1-11; SO'OTO, 1-9. Tulsa-JOHNSON, 5-95; MARION, 3-171; HEINZ, 3-98; TOLIVER, 3-53; CLEMONS, C. 3-24; ADAMS, 2-12; FRANK, 1-14; GROOMS, 1-12; MEYER, 1-11.

INTERCEPTIONS: BYU-CRIDDLE, 1-13. Tulsa-ROBERTS, 1-49; CHAMBERLAIN, C. 1-0.

FUMBLES: BYU Cougars-HALL, Max 2-1; GEORGE, Andrew 1-1. Tulsa-None.

SACKS (UA-A): BYU-NIXON, 1-0; JORGENSEN, Jan 1-0. Tulsa-DAVIS, 1-0; GARRISON, W. 1-0; KARATEPEYAN, A. 1-0.

TACKLES (UA-A): BYU-NIXON, 7-1; GOOCH, 5-3; POPPINGA, 6-0; JORGENSEN, Jan 3-2; KEHL, 3-2; CRIDDLE, 3-2; STAFFIERI, 2-3; DOMAN, Sh. 2-3; HODGKISS, 2-1; MANUMALEUNA, 2-0; BUCHANAN, 2-0; HOWARD, 2-0; DULAN, 1-1; SMITH, B. 1-0; FOWLER, 1-0; BAUMAN, 0-1; JOHNSON, 0-1; TAYLOR, 0-1; JORGENSEN, Aste 0-1.

GAME 4 • September 22, 2007

BYU vs Air Force

LaVell Edwards Stadium • Cougar Town, Utah

Score by Quarters	1	2	3	4	Score
Air Force	0	0	6	0	6
BYU Cougars	7	10	7	7	31

Scoring Summary:

1st 11:02 BY - TONGA, 1 yd run (PAYNE, kick), 6-43 2:57
 2nd 14:54 BY - ALLEN, Matt 9 yd from HALL, (PAYNE, Mitch kick), 12-56 5:58
 01:14 BY - PAYNE, 42 yd field goal, 9-55 3:44
 3rd 10:54 BY - UNGA, 29 yd pass from HALL, (PAYNE, kick), 10-80, 0:00
 03:31 AF - CARNEY, 8 yd run (SMITH, rush failed), 5-67 2:09
 4th 13:51 BY - TONGA, 2 yd run (PAYNE, kick), 11-80 4:40

	AF	BY
FIRST DOWNS	12	25
RUSHES-YARDS (NET)	32-133	44-159
PASSING YDS (NET)	98	293
Passes Att-Comp-Int	21-10-1	33-23-1
TOTAL OFFENSE PLAYS-YARDS	53-231	77-452
Fumble Returns-Yards	0-0	0-0
Punt Returns-Yards	0-0	2-14
Kickoff Returns-Yards	5-109	0-0
Interception Returns-Yards	1-0	1-1
Punts (Number-Avg)	6-35.2	3-41.0
Fumbles-Lost	1-0	2-1
Penalties-Yards	2-17	8-65
Possession Time	22:50	37:10
Third-Down Conversions	3 of 13	8 of 16
Fourth-Down Conversions	1 of 2	2 of 2
Blue-Zone Scores-Chances	1-1	3-3
Sacks By: Number-Yards	1-10	2-12

RUSHING: Air Force-SMITH, 2-47; OLLIS, 7-30; WILLIAMS, 4-19; HALL, 2-19; BYRD, 7-14; CARNEY, 9-5; MOFFETT, 1-minus 1. BYU-UNGA, 22-111; TONGA, 14-41; HALL, 6-9; SEMANOFF, 1-0; TEAM 1-minus 2.

PASSING: Air Force-CARNEY, 10-21-1-98. BYU-HALL, 23-33-1-293.

RECEIVING: Air Force-HALL, 6-80; QUINTANA, 1-10; DEKKER, 1-7; SMITH, 1-1; ROOT, 1-0. BYU-TONGA, 6-69; PITTA, 5-114; UNGA, 4-49; REED, 3-38; ALLEN, 3-22; SO'OTO, 1-2; SEMANOFF, 1-minus 1.

INTERCEPTIONS: Air Force-BIRD, 1-0. BYU-GOOCH, 1-1.

FUMBLES: Air Force-HALL, 1-0. BYU-MAHUIKA, 1-0; HALL, 1-1.

SACKS (UA-A): Air Force-RABOLD, 1-0. BYU-JORGENSEN, 1-0; MANUMALEUNA, 1-0.

TACKLES (UA-A): Air Force-THOMAS, Chris 10-4; SHANOR, Aaron 8-4; RABOLD, John 5-2; RYBAK, Garrett 4-1; RANDLE, Austin 3-2; BIRD, Carson 2-3; KIRCHOFF, Aaron 4-0; MORRIS JR, Andr 3-1; GIANNINI, Bobby 2-2; FOWLER, Drew 2-2; LARSON, Stephen 2-1; PAULSON, Jake 0-2; MARVIN, Jared 0-2; SMITH, Nathan 0-2; YEAGER, Luke 1-0; KEUHLER, Willi 1-0; DEKKER, Travis 1-0; ANDERSON, Andre 0-1; KEMP, Ryan 0-1. BYU Cougars-POPPINGA, Kelly 4-2; JORGENSEN, Jan 3-3; BOLDEN, Chris 4-0; KEHL, Bryan 2-2; NIXON, David 2-2; MANUMALEUNA, Eth 1-3; DULAN, Ian 1-3; BUCHANAN, Kayle 2-1; STAFFIERI, Mark 2-1; SULLIVAN, Sean 2-1; NELSON, Grant 1-2; WOLFLEY, Rick 0-3; CRIDDLE, Ben 2-0; BAUMAN, Matt 0-2; GOOCH, Quinn 0-2; HODGKISS, Corby 0-2; REYNOLDS, Dalla 1-0; JORGENSEN, Aste 1-0; HOWARD, Brandon 1-0; HOOKS, Terrance 1-0; RICHARDSON, Bro 0-1



BRIGHAM YOUNG FOOTBALL

GAME 5 • September 29, 2007

BYU vs New Mexico

University Stadium • Albuquerque, New Mexico

Score by Quarters	1	2	3	4	Score
BYU Cougars	7	7	7	10	31
New Mexico	0	6	15	3	24

Scoring Summary:

1st	13:06	BY	KEHL, 36 yd interception return (PAYNE, kick)
2nd	11:50	BY	TONGA, 8 yd run (PAYNE, kick), 7-57 2:15
	01:41	UNM	FERGUSON, 1 yd run (SULLIVAN, kick failed), 8-51 2:43
3rd	09:23	BY	COLLIE, 59 yd pass from HALL, (PAYNE, kick), 3-59 0:17
	02:23	UNM	FERGUSON, 5 yd run (SULLIVAN, kick), 4-19 1:32
	00:27	UNM	FERGUSON, 71 yd pass from PORTERIE, (MARK, pass from PORTERIE), 2-71 0:20
4th	11:04	BY	PITTA, 14 yd pass from HALL, (PAYNE, kick), 4-31 1:27
	07:34	UNM	SULLIVAN, 43 yd field goal, 8-38 3:23
	04:12	BY	PAYNE, Mitch 22 yd field goal, 6-17 2:13

	BY	UNM
FIRST DOWNS	21	16
RUSHES-YARDS (NET)	43-112	36-115
PASSING YDS (NET)	251	231
Passes Att-Comp-Int	40-18-1	38-20-2
TOTAL OFFENSE PLAYS-YARDS	83-363	74-346
Fumble Returns-Yards	0-0	0-0
Punt Returns-Yards	2-15	4-8
Kickoff Returns-Yards	2-42	5-104
Interception Returns-Yards	2-36	1-0
Punts (Number-Avg)	10-46.2	8-41.5
Fumbles-Lost	3-1	3-3
Penalties-Yards	7-56	8-60
Possession Time	31:26	28:34
Third-Down Conversions	5 of 18	7 of 17
Fourth-Down Conversions	0 of 0	0 of 1
Red-Zone Scores-Chances	3-4	2-2
Sacks By: Number-Yards	4-19	3-15

RUSHING: BYU-UNGA, 22-56; TONGA, 13-54; SEMANOFF, 1-1; HALL, 6-1; TEAM 1-0. New Mexico-FERGUSON, 22-87; BAKER, 7-35; QUILLEN, 1-5; SMITH, 1-3; PORTERIE, 5-minus 15.

PASSING: BYU-HALL, Max 18-40-1-251. New Mexico-PORTERIE, Donovan 20-38-2-231.

RECEIVING: BYU-COLLIE, 4-98; PITTA, 4-49; REED, 3-24; UNGA, 2-34; ALLEN, 2-22; TONGA, 2-10; SEMANOFF, 1-14. New Mexico-SMITH, 7-53; BROWN, 5-34; FERGUSON, Rodne 4-105; BRUNO, Roland 2-28; MARK, Chris 1-14; QUILLEN, Matt 1-minus 3.

INTERCEPTIONS: BYU-KEHL, 1-36; GOOCH, 1-0. New Mexico-WRIGHT, DeAndre 1-0.

FUMBLES: BYU-HALL, 2-1; UNGA, 1-0. New Mexico-QUILLEN, 1-1; SOLOMON, 1-1; PORTERIE, 1-1.

SACKS (UA-A): BYU-STAFFIERI, 1-0; DENNEY, 1-0; DULAN, 1-0; KEHL, 1-0. New Mexico-TUOHY, 1-1; DONALDSON, 0-1; MOSLEY, 1-0.

TACKLES (UA-A): BYU Cougars-STAFFIERI, Mark 6-4; KEHL, Bryan 5-5; POPPINGA, Kelly 3-5; NIXON, David 4-2; HODGKISS, Corby 2-4; GOOCH, Quinn 3-2; JORGENSEN, Jan 2-2; JOHNSON, Scott 2-2; BAUMAN, Matt 2-2; DENNEY, Brett 2-2; MANUMALEUNA, Eth 2-1; DULAN, Ian 2-1; NELSON, Grant 1-2; BUCHANAN, Kayle 2-0; SAULSBERRY, And 1-0; WHITE, Reed 0-1; WOLFLEY, Rick 0-1.

GAME 6 • October 13, 2007

BYU vs UNLV

Sam Boyd Stadium • Las Vegas, Nevada

Score by Quarters	1	2	3	4	Score
BYU Cougars	0	7	10	7	24
UNLV	3	3	0	8	14

Scoring Summary:

1st	07:44	LV	AGUAYO, 37 yd field goal, 5-8 1:50
2nd	06:30	BY	TONGA, 3 yd run (PAYNE, kick), 12-93 6:10
	02:45	LV	AGUAYO, Sergio 43 yd field goal, 8-57 3:38
3rd	09:49	BY	SO'OTO, 4 yd pass from HALL, (PAYNE, Mitch kick), 10-66 5:03
	01:31	BY	PAYNE, Mitch 27 yd field goal, 14-63 6:41
	03:15	BY	UNGA, 5 yd run (PAYNE, Mitch kick), 15-81 8:49
4th	01:11	LV	ANTHONY, R. 5 yd pass from CLAYTON, Omar (FLAIR, Casey pass from CLAYTON, Omar), 11-71 1:55

	BY	LV
FIRST DOWNS	26	14
RUSHES-YARDS (NET)	45-227	25-96
PASSING YDS (NET)	214	121
Passes Att-Comp-Int	33-21-3	26-16-1
TOTAL OFFENSE PLAYS-YARDS	78-441	51-217
Fumble Returns-Yards	0-0	0-0
Punt Returns-Yards	1-0	1-4
Kickoff Returns-Yards	4-104	5-105
Interception Returns-Yards	1-12	3-15
Punts (Number-Avg)	1-37.0	5-41.2
Fumbles-Lost	2-1	0-0
Penalties-Yards	7-64	5-33
Possession Time	37:24	22:36
Third-Down Conversions	9 of 15	4 of 11
Fourth-Down Conversions	1 of 1	0 of 0
Red-Zone Scores-Chances	4-5	2-2
Sacks By: Number-Yards	0-0	1-6

RUSHING: BYU Cougars-UNGA, Harvey 25-177; TONGA, Manase 10-36; SEMANOFF, Joe 4-14; HALL, Max 4-4; TEAM 2-minus 4. UNLV-SUMMERS, Frank 13-50; DIXON, Travis 8-28; CLAYTON, Omar 2-17; HO-CHING, J. 1-1; PEEPLES, David 1-0.

PASSING: BYU Cougars-HALL, Max 21-33-3-214. UNLV-DIXON, Travis 11-21-1-78; CLAYTON, Omar 5-5-0-43.

RECEIVING: BYU Cougars-PITTA, Dennis 7-97; UNGA, Harvey 5-44; TONGA, Manase 2-23; SO'OTO, Vic 2-9; COLLIE, Austin 2-4; GEORGE, Andrew 1-15; ALLEN, Matt 1-12; REED, Michael 1-10. UNLV-WOLFE, Ryan 5-50; SUMMERS, Frank 4-12; ANTHONY, R. 2-27; STRAITEN, Aaron 2-19; FLAIR, Casey 2-6; HO-CHING, J. 1-7.

INTERCEPTIONS: BYU Cougars-KEHL, Bryan 1-12. UNLV-BELL, Beau 2-2; SHACKELFORD, E. 1-13.

FUMBLES: BYU Cougars-ALLEN, Matt 1-1; SO'OTO, Vic 1-0. UNLV-None.

SACKS (UA-A): BYU Cougars-None. UNLV-GEATHERS, J. 1-0.

TACKLES (UA-A): BYU Cougars-JORGENSEN, Jan 4-2; NIXON, David 3-2; STAFFIERI, Mark 4-0; SAULSBERRY, And 4-0; KEHL, Bryan 3-1; BAUMAN, Matt 3-1; MANUMALEUNA, Eth 3-0; POPPINGA, Kelly 2-1; HODGKISS, Corby 2-0; BOLDEN, Chris 2-0; CRIDDLE, Ben 1-1; GOOCH, Quinn 1-1; JOHNSON, Scott 0-2; HOOKS, Terrance 1-0; NELSON, Grant 1-0; ANDERTON, Judd 1-0; SULLIVAN, Sean 0-1; UNGA, Harvey 0-1; DENNEY, Brett 0-1; WHITE, Reed 0-1.



GAME 7 • October 20, 2007
BYU vs Eastern Washington
LaVell Edwards Stadium • Provo, Utah

Score by Quarters	1	2	3	4	Score
E. Washington	0	7	0	0	7
BYU Cougars	14	7	14	7	42

Scoring Summary:

1st	13:34	BY	HODGKISS, 39 yd int. return (PAYNE, kick)
	07:31	BY	UNGA, 22 yd pass from HALL (PAYNE, kick)
			13-85 4:24
2nd	10:15	EWU	Boyce 28 yd pass from Nichols (Macias kick),
			10-71 3:22
	01:35	BY	UNGA, 13 yd run (PAYNE, kick), 8-50 3:42
3rd	14:19	BY	TONGA, 7 yd run (PAYNE, kick), 2-19 0:27
	03:14	BY	HALL, 1 yd run (PAYNE, kick), 2-6 0:14
4th	13:38	BY	VAKAPUNA, 6 yd run (PAYNE, kick), 3-17
			1:11

	EWU	BY
FIRST DOWNS	14	23
RUSHES-YARDS (NET)	29-42	47-221
PASSING YDS (NET)	224	156
Passes Att-Comp-Int	35-21-3	30-15-1
TOTAL OFFENSE PLAYS-YARDS	64-266	77-377
Fumble Returns-Yards	0-0	0-0
Punt Returns-Yards	0-0	5-47
Kickoff Returns-Yards	7-125	2-75
Interception Returns-Yards	1-0	3-77
Punts (Number-Avg)	8-36.0	6-32.5
Fumbles-Lost	1-0	0-0
Penalties-Yards	6-47	6-40
Possession Time	27:31	32:23
Third-Down Conversions	4 of 15	5 of 16
Fourth-Down Conversions	1 of 2	3 of 3
Red-Zone Scores-Chances	0-1	4-4
Sacks By: Number-Yards	0-0	3-12

RUSHING: Eastern Washington-Dale Morris 10-33; A.J. Jimerson 6-15; Alex Smart 2-10; Nicholas Ramos 1-minus 2; A. Alexander 3-minus 5; Matt Nichols 7-minus 9. BYU Cougars-UNGA, Harvey 21-145; VAKAPUNA, Fui 15-37; TONGA, Manase 6-21; HALL, Max 3-13; SEMANOFF, Joe 2-5.

PASSING: Eastern Washington-Matt Nichols 20-32-2-216; Alex Smart 1-3-1-8. BYU Cougars-HALL, Max 15-30-1-156.

RECEIVING: Eastern Washington-Aaron Boyce 9-135; Brynson Brown 5-37; Shane Eller 4-28; Dale Morris 1-14; Matt Martin 1-8; A.J. Jimerson 1-2. BYU Cougars-UNGA, Harvey 4-57; REED, Michael 3-22; ALLEN, Matt 2-29; GEORGE, Andrew 2-25; SEMANOFF, Joe 2-6; COLLIE, Austin 1-12; PITTA, Dennis 1-5.

INTERCEPTIONS: Eastern Washington-Ryan Kelley 1-0. BYU Cougars-HODGKISS, Corby 1-39; KEHL, Bryan 1-27; GOOCH, Quinn 1-11.

FUMBLES: Eastern Washington-Matt Nichols 1-0. BYU Cougars-None.

SACKS (UA-A): Eastern Washington-None. BYU Cougars-BOLDEN, Chris 2-0; JORGENSEN, Jan 1-0.

TACKLES (UA-A): BYU Cougars-STAFFIERI, Mark 3-5; KEHL, Bryan 3-4; BOLDEN, Chris 4-2; POPPINGA, Kelly 3-3; HODGKISS, Corby 2-4; DOMAN, Shaun 1-5; CRIDDLE, Ben 4-1; HOOKS, Terrance 3-2; NIXON, David 1-3; JORGENSEN, Jan 1-3; BAUMAN, Matt 0-4; GOOCH, Quinn 0-4; WOLFLEY, Rick 0-4; BUCHANAN, Kayle 2-1; ANDERTON, Judd 1-2; NELSON, Grant 0-3; JOHNSON, Scott 0-3; JORGENSEN, Aste 1-1; DULAN, Ian 1-1; DENNEY, Brett 0-2; SAULSBERRY, And 0-1; BELL, Jeff 0-1; PACE, John 0-1.



BRIGHAM YOUNG FOOTBALL

BYU TEAM STATISTICS, 2007 SEASON

Date	Opponent	Score	Overall Record	Conference Record	Time	Attend
Sept. 01, 2007	Arizona	W, 20-7	1-0-0	0-0-0	3:11	64,525
Sept. 08, 2007	UCLA	L, 17-27	1-1-0	0-0-0	3:25	72,968
Sept. 15, 2007	Tulsa	L, 47-55	1-2-0	0-0-0	3:57	24,445
Sept. 22, 2007	Air Force	W, 31-6	2-2-0	1-0-0	2:52	64,502
Sept. 29, 2007	New Mexico	W, 31-24	3-2-0	2-0-0	3:34	34,204
Oct. 13, 2007	UNLV	W, 24-14	4-2-0	3-0-0	2:58	38,026
Oct. 20, 2007	Eastern Washington	W, 42-7	5-2-0	3-0-0	3:02	64,522

TEAM STATISTICS	BY	OPP
SCORING	212	140
Points Per Game	30.3	20.0
FIRST DOWNS	176	105
Rushing	58	35
Passing	108	60
Penalty	10	10
RUSHING YARDAGE	1024	633
Yards gained rushing	1145	788
Yards lost rushing	121	155
Rushing Attempts	272	211
Average Per Rush	3.8	3.0
Average Per Game	146.3	90.4
TDs Rushing	13	6
PASSING YARDAGE	2130	1513
Att-Comp-Int	286-167-9	223-130-9
Average Per Pass	7.4	6.8
Average Per Catch	12.8	11.6
Average Per Game	304.3	216.1
TDs Passing	14	9
TOTAL OFFENSE	3154	2146
Total Plays	558	434
Average Per Play	5.7	4.9
Average Per Game	450.6	306.6
KICK RETURNS: #-YARDS	25-616	36-676
PUNT RETURNS: #-YARDS	16-103	12-83
INT RETURNS: #-YARDS	9-151	9-120
KICK RETURN AVERAGE	24.6	18.8
PUNT RETURN AVERAGE	6.4	6.9
INT RETURN AVERAGE	16.8	13.3
FUMBLES-LOST	16-8	6-3
PENALTIES-YARDS	58-474	36-274
Average Per Game	67.7	39.1
PUNTS-YARDS	37-1545	49-1989
Average Per Punt	41.8	40.6
Net punt average	35.7	35.6
TIME OF POSSESSION/GAME	34:08	25:51
3RD-DOWN CONVERSIONS	47/111	27/95
3rd-Down Pct	42%	28%
4TH-DOWN CONVERSIONS	8/11	3/8
4th-Down Pct	73%	38%
SACKS BY-YARDS	15-92	13-72
MISC YARDS	3	0
TOUCHDOWNS SCORED	29	17
FIELD GOALS-ATTEMPTS	4-6	7-8
ON-SIDE KICKS	0-0	0-0
BLUE-ZONE SCORES	24-30 80%	13-15 87%
BLUE-ZONE TOUCHDOWNS	21-30 70%	10-15 67%
PAT-ATTEMPTS	26-29 90%	13-14 93%
ATTENDANCE	193549	169661
Games/Avg Per Game	3/64516	4/42415
Neutral Site Games		0/0

SCORE BY QUARTERS	1st	2nd	3rd	4th	Total
BYU Cougars	42	67	58	45	212
Opponents	27	43	35	35	140



BRIGHAM YOUNG FOOTBALL

Individual Stats

RUSHING table with columns: GP, Att, Gain, Loss, Net, Avg, TD, Long, Avg/G. Includes players like UNGA, Harvey and TONGA, Manase.

PASSING table with columns: G, Effic, Cmp-Att-Int, Pct, Yds, TD, Lng, Avg/G. Includes players like HALL, Max and TEAM.

RECEIVING table with columns: G, No., Yds, Avg, TD, Long, Avg/G. Includes players like PITTA, Dennis and UNGA, Harvey.

PUNT RETURNS table with columns: No., Yds, Avg, TD, Long. Includes player MAHUIKA, Bryce.

INTERCEPTIONS table with columns: No., Yds, Avg, TD, Long. Includes players like KEHL, Bryan and GOOCH, Quinn.

KICK RETURNS table with columns: No., Yds, Avg, TD, Long. Includes player COLLIE, Austin.

FUMBLE RETURNS table with columns: No., Yds, Avg, TD, Long.

SCORING table with columns: TD, FGs, Kick, Rush, Rcv, Pass, DXP, Saf, Points. Includes a PATs header.

Summary statistics table with columns: Total, Opponents and various numerical values.

TOTAL OFFENSE table with columns: G, Plays, Rush, Pass, Total, Avg/G. Includes players like HALL, Max and UNGA, Harvey.

FIELD GOALS table with columns: FGM-FGA, Pct, 01-19, 20-29, 30-39, 40-49, 50-99, Lg, Blk. Includes players like PAYNE, Mitch and SMITH, Brian.

FG SEQUENCE table with columns: BYU Cougars, OPPONENTS. Lists field goal attempts by various teams.

Numbers in (parentheses) indicate field goal was made.

PUNTING table with columns: No., Yds, Avg, Long, TB, FC, I20, Blkd. Includes player SANTIAGO, CJ.

KICKOFFS table with columns: No., Yds, Avg, TB, OB, Retn, Net, YdLn. Includes players SMITH, Brian and PAYNE, Mitch.

ALL PURPOSE table with columns: G, Rush, Rec, PR, KOR, IR, Tot, Avg/G. Comprehensive player performance table.



BRIGHAM YOUNG FOOTBALL

Defensive Statistics

DEFENSIVE LEADERS	GP	Tackles			TFL/Yds	Sacks		Pass Def		QBH	Fumbles		Blkd Kick	Saf
		Solo	Ast	Total		No-Yards	Int-Yds	BrUp	Rcv-Yds		FF			
41 KEHL, Bryan	7	31	22	53	8.0-24	2-12	3-75	3	.	.	1-0	1	.	.
46 POPPINGA, Kelly	7	24	21	45	6.0-12	.	.	2	2	.	.	1	.	.
36 STAFFIERI, Mark	7	20	19	39	4.0-15	1-9
43 NIXON, David	7	21	17	38	5.5-18	1-9	.	2
84 JORGENSEN, Jan	7	17	20	37	7.0-36	4-23	.	1	4
25 GOOCH, Quinn	7	17	18	35	0.5-1	.	3-12	3
14 HODGKISS, Corby	7	13	15	28	1.0-4	.	1-39	4
21 CRIDDLE, Ben	6	12	10	22	.	.	1-13	1	1	.
42 DOMAN, Shaun	5	7	14	21	.	.	.	1
55 MANUMALEUNA, Eth	7	12	6	18	3.0-8	1-5	.	.	1
34 BUCHANAN, Kayle	7	12	4	16	.	.	1-12	4
35 BAUMAN, Matt	7	6	10	16	0.5-1
31 BOLDEN, Chris	7	10	4	14	4.0-20	2-10	.	.	.	1-0
77 DULAN, Ian	7	6	6	12	3.0-14	2-11	.	.	1	1-0
29 JOHNSON, Scott	7	3	8	11	1	.	.	.
39 NELSON, Grant	7	3	8	11	0.5-1
92 DENNEY, Brett	7	4	5	9	2.5-14	2-13
47 HOOKS, Terrance	4	5	3	8
71 WOLFLEY, Rick	5	.	7	7	1
19 SAULSBERRY, And	7	5	1	6	.	.	.	2
91 ANDERTON, Judd	5	2	3	5
93 SULLIVAN, Sean	6	2	3	5
48 JORGENSEN, Aste	6	1	3	4
17 PITTMAN, G	2	3	.	3
4 HOWARD, Brandon	5	2	1	3	.	.	.	1
20 WHITE, Reed	6	.	2	2
TM TEAM	6	2	.	2	1.0-2
16 FOWLER, Kellen	7	2	.	2
56 MUEHLMANN, Chri	6	2	.	2
58 BELL, Jeff	2	.	1	1
59 PACE, John	4	.	1	1
26 SANTIAGO, CJ	7	1	.	1
65 REYNOLDS, Dalla	7	1	.	1
15 HALL, Max	7	1	.	1
44 VAN SWEDEN, Dan	7	.	1	1
30 TAYLOR, Isaac	7	.	1	1
38 PAYNE, Mitch	7	1	.	1
24 SMITH, Brian	5	1	.	1
45 UNGA, Harvey	7	.	1	1
22 KOZLOWSKI, Tyle	6	1	.
Total.....	7	249	235	484	46-170	15-92	9-151	24	9	3-0	3	2	.	.

Blue Zone Statistics

Date	Opponent	Score	BYU Cougars Inside Opponent Blue-Zone								--- Failed to score inside BZ ---				
			Times In BZ	Times Scored	Total Pts	Rush TDs	Pass TDs	FGs Made	FGA	Downs	Int	Fumb	Half	Game	
Sep 01	Arizona Wildcats.....	W 20-7	4	2	13	2	1	1	0	1	1	0	0	0	0
Sep 08	at UCLA.....	L 17-27	4	3	17	2	0	2	1	0	0	0	1	0	0
Sep 15	at Tulsa.....	L 47-55	6	5	33	5	3	2	0	1	0	0	0	0	0
*Sep 22	Air Force.....	W 31-6	3	3	21	3	2	1	0	0	0	0	0	0	0
*Sep 29	at New Mexico.....	W 31-24	4	3	17	2	1	1	1	0	0	1	0	0	0
*Oct 13	at UNLV.....	W 24-14	5	4	24	3	2	1	1	0	0	1	0	0	0
Oct 20	Eastern Washington..	W 42-7	4	4	28	4	4	0	0	0	0	0	0	0	0
Totals			30	24	153	21	13	8	3	2	1	2	1	0	0
24 of 30 (80.0%)															

Date	Opponent	Score	Opponents Inside BYU Cougars Blue-Zone								--- Failed to score inside BZ ---				
			Times In BZ	Times Scored	Total Pts	Rush TDs	Pass TDs	FGs Made	FGA	Downs	Int	Fumb	Half	Game	
Sep 01	Arizona Wildcats.....	W 20-7	2	1	7	1	0	1	0	0	1	0	0	0	0
Sep 08	at UCLA.....	L 17-27	3	3	17	2	2	0	1	0	0	0	0	0	0
Sep 15	at Tulsa.....	L 47-55	4	4	24	3	1	2	1	0	0	0	0	0	0
*Sep 22	Air Force.....	W 31-6	1	1	6	1	1	0	0	0	0	0	0	0	0
*Sep 29	at New Mexico.....	W 31-24	2	2	13	2	2	0	0	0	0	0	0	0	0
*Oct 13	at UNLV.....	W 24-14	2	2	11	1	0	1	1	0	0	0	0	0	0
Oct 20	Eastern Washington..	W 42-7	1	0	0	0	0	0	0	0	1	0	0	0	0
Totals			15	13	78	10	6	4	3	0	2	0	0	0	0
13 of 15 (86.7%)															



BRIGHAM YOUNG FOOTBALL

INDIVIDUAL GAME HIGHS

Rushes	25	UNGA, Harvey at UNLV (Oct 13, 2007)
Yards Rushing	177	UNGA, Harvey at UNLV (Oct 13, 2007)
TD Rushes	2	TONGA, Manase at Tulsa (Sep 15, 2007)
		TONGA, Manase vs Air Force (Sep 22, 2007)
Long Rush	32	UNGA, Harvey at UNLV (Oct 13, 2007)
Pass attempts	57	HALL, Max at Tulsa (Sep 15, 2007)
Pass completions	34	HALL, Max at Tulsa (Sep 15, 2007)
Yards Passing	537	HALL, Max at Tulsa (Sep 15, 2007)
TD Passes	4	HALL, Max at Tulsa (Sep 15, 2007)
Long Pass	59	HALL, Max at New Mexico (Sep 29, 2007)
Receptions	9	UNGA, Harvey vs Arizona Wildcats (Sep 01, 2007)
Yards Receiving	132	REED, Michael at Tulsa (Sep 15, 2007)
TD Receptions	2	COLLIE, Austin at UCLA (Sep 08, 2007)
Long Reception	59	COLLIE, Austin at New Mexico (Sep 29, 2007)
Field Goals	1	PAYNE, Mitch at UCLA (Sep 08, 2007)
		PAYNE, Mitch vs Air Force (Sep 22, 2007)
		PAYNE, Mitch at New Mexico (Sep 29, 2007)
		PAYNE, Mitch at UNLV (Oct 13, 2007)
		PAYNE, Mitch vs Air Force (Sep 22, 2007)
Long Field Goal	42	SANTIAGO, CJ at New Mexico (Sep 29, 2007)
Punts	10	SANTIAGO, CJ at Tulsa (Sep 15, 2007)
Punting Avg	48.2	SANTIAGO, CJ at New Mexico (Sep 29, 2007)
Long Punt	75	MAHUIKA, Bryce vs Eastern Washington (Oct 20, 2007)
Long Punt Return	25	MAHUIKA, Bryce vs Eastern Washington (Oct 20, 2007)
Long Kickoff Return	61	KEHL, Bryan vs Arizona Wildcats (Sep 01, 2007)
Tackles	12	BOLDEN, Chris vs Eastern Washington (Oct 20, 2007)
Sacks	2.0	POPPINGA, Kelly at UCLA (Sep 08, 2007)
Tackles For Loss	3.0	BOLDEN, Chris vs Eastern Washington (Oct 20, 2007)
		BUCHANAN, Kayle at UCLA (Sep 08, 2007)
Interceptions	1	CRIDDLE, Ben at Tulsa (Sep 15, 2007)
		GOOCH, Quinn vs Air Force (Sep 22, 2007)
		GOOCH, Quinn at New Mexico (Sep 29, 2007)
		KEHL, Bryan at New Mexico (Sep 29, 2007)
		KEHL, Bryan at UNLV (Oct 13, 2007)
		KEHL, Bryan vs Eastern Washington (Oct 20, 2007)
		HODGKISS, Corby vs Eastern Washington (Oct 20, 2007)
		GOOCH, Quinn vs Eastern Washington (Oct 20, 2007)

TEAM GAME HIGHS

Rushes	47	vs Eastern Washington (Oct 20, 2007)
Yards Rushing	227	at UNLV (Oct 13, 2007)
Yards Per Rush	5.0	at UNLV (Oct 13, 2007)
TD Rushes	4	vs Eastern Washington (Oct 20, 2007)
Pass attempts	58	at Tulsa (Sep 15, 2007)
Pass completions	34	at Tulsa (Sep 15, 2007)
Yards Passing	537	at Tulsa (Sep 15, 2007)
Yards Per Pass	9.3	at Tulsa (Sep 15, 2007)
TD Passes	4	at Tulsa (Sep 15, 2007)
Total Plays	94	at Tulsa (Sep 15, 2007)
Total Offense	694	at Tulsa (Sep 15, 2007)
Yards Per Play	7.4	at Tulsa (Sep 15, 2007)
Points	47	at Tulsa (Sep 15, 2007)
Sacks By	4	at New Mexico (Sep 29, 2007)
First Downs	36	at Tulsa (Sep 15, 2007)
Penalties	14	at Tulsa (Sep 15, 2007)
Penalty Yards	138	at Tulsa (Sep 15, 2007)
Turnovers	4	at Tulsa (Sep 15, 2007)
		at UNLV (Oct 13, 2007)
Interceptions By	3	vs Eastern Washington (Oct 20, 2007)

OPPONENT INDIVIDUAL GAME HIGHS

Rushes	22	FERGUSON, Rodne, at New Mexico (Sep 29, 2007)
Yards Rushing	87	FERGUSON, Rodne, at New Mexico (Sep 29, 2007)
TD Rushes	2	FERGUSON, Rodne, at New Mexico (Sep 29, 2007)
Long Rush	45	SMITH, Chad, vs Air Force (Sep 22, 2007)
Pass attempts	38	PORTERIE, Donovan, at New Mexico (Sep 29, 2007)
Pass completions	26	Tuitama, Willie, vs Arizona Wildcats (Sep 01, 2007)
Yards Passing	454	SMITH, Paul, at Tulsa (Sep 15, 2007)
TD Passes	5	SMITH, Paul, at Tulsa (Sep 15, 2007)
Long Pass	75	SMITH, Paul, at Tulsa (Sep 15, 2007)
Receptions	9	Jennings, C., vs Arizona Wildcats (Sep 01, 2007)
		Aaron Boyce, vs Eastern Washington (Oct 20, 2007)
Yards Receiving	171	MARION, Brennan, at Tulsa (Sep 15, 2007)
TD Receptions	3	HEINZ, Corey, at Tulsa (Sep 15, 2007)
Long Reception	75	MARION, Brennan, at Tulsa (Sep 15, 2007)
Field Goals	2	Forbath, Kai, at UCLA (Sep 08, 2007)
		TRACY, Jarod, at Tulsa (Sep 15, 2007)
		AGUAYO, Sergio, at UNLV (Oct 13, 2007)
Long Field Goal	45	TRACY, Jarod, at Tulsa (Sep 15, 2007)
Punts	8	Crier, K., vs Arizona Wildcats (Sep 01, 2007)
		Perez, Aaron, at UCLA (Sep 08, 2007)
Punting Avg	46.1	SCOTT, Jordan, at New Mexico (Sep 29, 2007)
Long Punt	63	Crier, K., vs Arizona Wildcats (Sep 01, 2007)
Long Punt Return	22	Crier, K., vs Arizona Wildcats (Sep 01, 2007)
Long Kickoff Return	32	Cason, Antoine, vs Arizona Wildcats (Sep 01, 2007)
Tackles	17	Austin, Terrence, at UCLA (Sep 08, 2007)
Sacks	2.0	RODRIGUEZ, G., at UNLV (Oct 13, 2007)
		COLEMAN, Nelson, at Tulsa (Sep 15, 2007)
		Davis, Bruce, at UCLA (Sep 08, 2007)
Tackles For Loss	3.0	TUOHY, Michael, at New Mexico (Sep 29, 2007)
Interceptions	2	TUOHY, Michael, at New Mexico (Sep 29, 2007)
		BELL, Beau, at UNLV (Oct 13, 2007)

OPPONENT TEAM GAME HIGHS

Rushes	37	at UCLA (Sep 08, 2007)
Yards Rushing	133	vs Air Force (Sep 22, 2007)
Yards Per Rush	4.2	vs Air Force (Sep 22, 2007)
TD Rushes	2	at UCLA (Sep 08, 2007)
		at New Mexico (Sep 29, 2007)
Pass attempts	38	vs Arizona Wildcats (Sep 01, 2007)
		at New Mexico (Sep 29, 2007)
Pass completions	28	vs Arizona Wildcats (Sep 01, 2007)
Yards Passing	490	at Tulsa (Sep 15, 2007)
Yards Per Pass	13.2	at Tulsa (Sep 15, 2007)
TD Passes	5	at Tulsa (Sep 15, 2007)
Total Plays	74	at New Mexico (Sep 29, 2007)
Total Offense	595	at Tulsa (Sep 15, 2007)
Yards Per Play	8.5	at Tulsa (Sep 15, 2007)
Points	55	at Tulsa (Sep 15, 2007)
Sacks By	4	at UCLA (Sep 08, 2007)
First Downs	23	at Tulsa (Sep 15, 2007)
Penalties	8	at New Mexico (Sep 29, 2007)
Penalty Yards	60	at New Mexico (Sep 29, 2007)
Turnovers	5	at New Mexico (Sep 29, 2007)
Interceptions By	3	at UNLV (Oct 13, 2007)



BRIGHAM YOUNG FOOTBALL





BRIGHAM YOUNG FOOTBALL
