

BYU COUGAR BASKETBALL

Game 13 — BYU vs. No. 6 Wake Forest

2008-09 SCHEDULE

NOVEMBER

6 (Thu.)	Concordia University (Exhibition)	96-54 W
11 (Tue.)	Georgetown College (Exhibition)	80-53 W
14 (Fri.)	Long Beach State	75-65 W
18 (Tue.)	@ Pepperdine	82-53 W
20 (Thu.)	North Florida* (BYUTV)	74-41 W
21 (Fri.)	Rice* (BYUTV)	83-52 W
22 (Sat.)	Cal Poly* (BYUTV)	76-64 W
29 (Sat.)	@ Idaho State (BYUTV)	85-65 W

DECEMBER

3 (Wed.)	@ Weber State (KJZZ, BYUTV)	92-62 W
6 (Sat.)	vs. Utah State (KJZZ, BYUTV) (Energy Solutions Arena)	68-63 W
10 (Wed.)	Boise State (The Mtn.)	94-56 W
13 (Sat.)	Portland (The Mtn.)	91-76 W
20 (Sat.)	vs. Arizona State* (FSN) (University of Phoenix Stadium)	75-76 L
30 (Tue.)	@ Tulsa (CBS CS)	74-68 W

JANUARY

3 (Sat.)	Wake Forest (The Mtn.)	6 p.m.
6 (Tue.)	Western Oregon	7:30 p.m.
10 (Sat.)	@ Colorado State (The Mtn.)	1 p.m.
13 (Tue.)	TCU (The Mtn.)	8 p.m.
17 (Sat.)	@ New Mexico (VERSUS)	2 p.m.
21 (Wed.)	UNLV (CBS C)	8 p.m.
24 (Sat.)	San Diego State (The Mtn.)	7 p.m.
27 (Tue.)	@ Utah (The Mtn.)	8 p.m.
31 (Sat.)	Wyoming (The Mtn.)	4 p.m.

FEBRUARY

3 (Tue.)	@ Air Force (The Mtn.)	6 p.m.
11 (Wed.)	Colorado State (The Mtn.)	6 p.m.
14 (Sat.)	@ TCU (The Mtn.)	6:30 p.m.
17 (Tue.)	New Mexico (The Mtn.)	8 p.m.
21 (Sat.)	@ UNLV (CBS C)	8 p.m.
24 (Tue.)	@ San Diego State (The Mtn.)	7:30 p.m.
28 (Sat.)	Utah (CBS C)	3 p.m.

MARCH

4 (Wed.)	@ Wyoming (The Mtn.)	6 p.m.
7 (Sat.)	Air Force (The Mtn.)	7 p.m.
11-14	MWC Tournament (Mtn./CBS C/VERSUS) (Thomas & Mack Center in Las Vegas)	

*Basketball Travelers Invitational (Marriott Center)
 ^2008 Stadium Shootout

COUGARS RETURN HOME TO PLAY NO. 6 WAKE FOREST

Coming off a 74-68 road win against Tulsa BYU (11-1) men's basketball will look to extend its nation's-best 53-game home winning streak when the Cougars face No. 6 Wake Forest (12-0) on Saturday at 6 p.m. MT. Saturday's game is the first against a ranked foe in the Marriott Center since Feb. 3, 2007 when BYU defeated No. 25 UNLV 90-63. Wake Forest is the highest ranked nonconference team to ever play at the Marriott Center and the first top-10 non-conference team to visit Provo since 1984 when BYU defeated No. 7 Washington 84-75. The Demon Deacons lead the series 3-1 but Saturday is the first time the teams will play in Provo. Saturday's game can be heard live on the radio beginning with the pregame show at 5 p.m. MT on KSL Newsradio 102.7 FM and 1160 AM out of Salt Lake City or via the Internet at KSL.com. The game will be televised live on The Mtn.

UP NEXT

BYU plays Western Oregon at home on Jan. 6 at 7:30 p.m., three days after hosting No. 6 Wake Forest. BYU was scheduled to play Western Oregon on Dec. 23 but the game was postponed to Jan. 6 due to inclement weather. Follow the game on www.byucougars.com and listen live on the radio beginning with the pregame show at 6:30 p.m. MT on KSL Newsradio 102.7 FM and 1160 AM out of Salt Lake City or via the Internet at KSL.com.

COUGAR QUICK HITS

- At 11-1 BYU is off to its best start since the 1987-88 season.
- BYU extended its nation's-best home winning streak to 53 games with a 91-76 victory over Portland in the Marriott Center. The Cougars went 16-0 at home last year. The streak is the longest in school history.
- Two-time MWC Coach of the Year Dave Rose has guided BYU to three-straight 20-win seasons and three-straight postseason appearances. In his first season the Cougars were 20-9 and made a trip to the NIT. In his second campaign he guided the Cougars to the outright MWC title, a top-25 ranking, a trip to the NCAA Tournament and a 25-9 overall record. Last season he led BYU to a 27-8 overall record, a second-straight outright league title and a trip to the NCAA Tournament. He has the best record through 100 games of any BYU basketball coach.
- BYU has been picked to finish second (five first-place votes) in the MWC preseason poll by the league's media.

BYU GAME #13 FAST FACTS

BYU (11-1)

vs.

Wake Forest (12-0)

Saturday, Jan. 3, 2009
 Marriott Center (22,700)
 Provo, Utah
 6 p.m. MT



Coaches..... BYU, Dave Rose (83-27 in fourth season; same overall)
 Wake Forest, Dino Gaudio (29-13 in second season; 97-137 in ninth season overall)
 Series..... Wake Forest leads, 3-1, including a 79-62 win in Winston-Salem, N.C. on Jan. 8, 2008
 TV..... Live on The Mtn.
 Radio..... KSL Newsradio (102.7 FM/1160 AM) and the Cougar Sports Network (5 p.m. MT pregame show — Greg Wrubell, play-by-play; Mark Durrant, game analysis)
 Web..... Live audio and live stats links are available on the basketball schedule page at www.byucougars.com/basketball_m/

2008-09 NUMERICAL ROSTER

POS.	#	NAME	HT.	WT.	YR.	HOMETOWN / LAST TEAM	2008-09 PPG	RPG	NOTE
G/F	1	Charles Abouo	6-5	210	Fr.	Abidjan, Cote d'Ivoire/ Brewster Academy	3.3	2.3	Grabbed a career-high six rebounds at Tulsa
G	2	Lamont Morgan, Jr.	5-10	170	Jr.	Pomona, Calif. / Saddleback CC	3.8	1.7	Hit 3-of-4 from the floor for seven points against Portland
G	4	*Jackson Emery	6-3	185	So.	Alpine, Utah / Lone Peak HS	8.4	3.7	Has hit at least one three in the last 10 games (16-for-32, .500)
G	5	Archie Rose	6-5	210	Sr.	Nassau, Bahamas / Lee College	2.3	3.2	Scored a career-high six points and had five rebounds against Arizona State
G	10	Michael Loyd, Jr.	6-1	170	So.	Las Vegas, Nev. / Palo Verde HS	-	-	Is redshirting this season
F/C	15	James Anderson	6-10	230	Fr.	Page, Ariz. / Page HS	2.4	2.0	Vs. Boise set career highs in points (10), rebounds (7), blocks (5)
G	20	Matt Pinegar	6-0	190	Fr.	Provo, Utah / Timpview HS	0.3	0.3	Posted two points and two rebounds against North Florida
G	30	*Lee Cummand	6-7	190	Sr.	Mesa, Ariz. / Mesa HS	18.4	5.8	At Tulsa scored 26 points on 9-of-13 from the field and 8-of-10 from the line
G	32	*Jimmer Fredette	6-2	195	So.	Glens Falls, N.Y. / Glens Falls HS	14.3	2.2	Had 13 points, 11 in the second half, at Tulsa
F	34	Noah Hartssock	6-8	215	Fr.	Bartlesville, Okla. / Bartlesville HS	2.1	2.1	Grabbed a career-best five boards against Rice
F	35	Michael Boswell	6-9	215	Fr.	Aloha, Ore. / Aloha HS	-	-	Is redshirting this season
G/F	45	*Jonathan Tavernari	6-6	215	Jr.	Sao Bernardo, Brazil / Bishop Gorman HS	18.4	7.3	Scored 20 at Tulsa, his sixth 20-point game and fourth in the past five
F/C	53	Gavin MacGregor	6-10	240	Sr.	Ridgecrest, Calif. / Burroughs HS	1.9	1.8	Hit 4-of-4 from the line for four points and four rebounds vs. ASU
F/C	54	*Chris Miles	6-11	235	Jr.	Provo, Utah / Timpview HS	8.3	4.0	Tied his career high with seven boards at Tulsa, including three offensive



BYU SERIES RECORD VS. WAKE FOREST

Overall Series Record: Wake Forest leads 3-1
 BYU Record in Provo: N/A
 BYU Record at Wake Forest: 0-2
 BYU Record at Neutral Sites: 1-1
 BYU Record Under Dave Rose: 0-1
 BYU Record in Overtime Games: N/A
 Longest BYU Win Streak: 1 (1952-55)
 Longest Wake Forest Win Streak: 3 (1955-present)
 Largest BYU Margin of Victory: 26, 84-58 in 1952
 Largest WF Margin of Victory: 17, 79-62 in 2008
 Most Points Scored by BYU: 93 in 1969
 Most Points Scored by Wake Forest: 108 in 1969

12-30-52	vs. Wake Forest*	84-58	W
12-22-55	at Wake Forest	80-86	L
12-30-69	vs. Wake Forest#	93-108	L
1-8-08	at Wake Forest	62-79	L

*Dixie Classic
 #Quaker City Invitational

BYU RECORD VS. THE ACC

8-20 Overall
 6-11 neutral
 0-8 away
 *2-1 home
 *home wins were against Miami prior to its joining ACC

Clemson	1-1
Duke	1-1
Georgia Tech	0-1
Florida State	1-0
Maryland	0-0
Miami	2-2
NC State	0-4
North Carolina	0-5
Virginia	1-3
Virginia Tech	1-0
Wake Forest	1-3

COMPARING THE STATS — BYU VS. WAKE FOREST

Season Averages Overall	BYU	WF
Points Scored/Game	80.8	84.5
Points Allowed/Game	61.8	62.2
Rebounds/Game	36.3	43.9
Assists/Game	17.7	15.3
Steals/Game	7.7	9.8
Blocks/Game	3.3	5.8
Turnovers	12.2	16.7
FG Percentage	.521	.513
FG Percentage Defense	.396	.360
3FG Percentage	.384	.336
3FG/Game	7.8	4.0
3FG Percentage Defense	.289	.278
FT Percentage	.710	.703

LIMITED TICKETS REMAIN FOR WAKE FOREST GAME

Approximately 2,000 tickets remain for the game against Wake Forest on Saturday, Jan. 3, 2009. Fans can purchase tickets online at www.byutickets.com or the BYU Ticket Office. The ticket office is closed until Saturday at noon. Fans are encouraged to purchase tickets online as soon as possible to avoid long lines around game time. The game is scheduled to start at 6 p.m.

LOOKING AT WAKE FOREST

Wake Forest, a member of the Atlantic Coast Conference, is currently ranked No. 6 in both the AP and USA Today/ESPN polls. The Demon Deacons are off to a 12-0 start this season with recent victories at home against Radford (83-61) and on the road against East Carolina (95-54) and Richmond (86-79). Wake Forest averages 84.5 points per game and shoots 51.3 percent from the field as a team. Opponents score 62.2 points and shoot 36.0 percent against the Demon Deacons. Leading scorer Jeff Teague averages 18.8 points per game and is shooting .525 from the field, .517 from downtown and .842 from the free throw line. He is also first on the team in assists (50) and steals (28). Aminu Al-Farouq (12.9), James Johnson (12.8) and Chas McFarland (10.3) also average double figures. Al-Farouq leads the squad in rebounding at 9.1 boards per contest while Johnson adds 7.7 boards and McFarland 6.6 boards. Wake Forest outrebounds its opponents 43.9 to 33.5 per game.

WAKE FOREST'S PROBABLE STARTERS

Pos.	#	Name	Ht.	Yr.	PPG	RPG
G	0	Jeff Teague	6-2	So.	18.8	4.1
G	42	L.D. Williams	6-4	Jr.	9.1	3.0
C	13	Chas McFarland	7-0	Jr.	10.3	6.6
F	1	Aminu Al-Farouq	6-9	Fr.	12.9	9.1
F	23	James Johnson	6-9	So.	12.8	7.7

WAKE FOREST'S LAST OUTING — NO. 6 WAKE FOREST TOPS RADFORD, 83-61

WINSTON-SALEM, N.C. (AP) - Coach Dino Gaudio sat Wake Forest's sluggish starting five on the bench, giving them a clear view of what was turning into one of the biggest upsets of the season. A few minutes later, he put them back in - and just as quickly, they took care of pesky Radford. Jeff Teague scored 11 of his 19 points in the second half, and No. 6 Wake Forest shrugged off a slow start to beat the Highlanders 83-61 on Tuesday night. Freshman Al-Farouq Aminu added 18 points and 10 rebounds and James Johnson had 12 points and 12 boards for the Demon Deacons (12-0). After the mass benching, they closed the game by outscoring Radford 36-13 over the final 14 minutes and shooting nearly 53 percent in the second half. That helped them match the 2000-01 team, which opened with 12 straight wins, and dodge the Highlanders' upset bid. Artsiom Parakhouski had 15 points on 6-of-16 shooting and added 16 rebounds to lead Radford (4-9), which remained winless against nonconference teams from Division I and fell to 0-15 against Atlantic Coast Conference schools. But for a while, the Highlanders held their own against a Wake Forest team that looked like it was playing for the first time in a week. The seemingly disinterested Demon Deacons were coming off the seven-day layoff that followed their 41-point rout of East Carolina. For a while, they couldn't get much of anything going against the Highlanders, who confounded them by switching between man and two zone defenses. Radford took a 48-47 lead on Parakhouski's putback with 14:11 remaining - roughly 2 1/2 minutes after an exasperated Gaudio benched his starters. A few seconds after that basket, Gaudio put them back in - and they proved they got the message. Teague hit a layup off an inbounds pass to put the Demon Deacons ahead to stay and start the decisive burst. Wake Forest took its first double-figure lead when Johnson's coast-to-coast layup made it 66-55 with 7 1/2 minutes left, and pushed the lead past 20 points when Aminu's layup with 1 1/2 minutes to play made it 80-59. Kenny Thomas and 6-foot-8 forward Joey Lynch-Flohr both scored 14 points for Radford, which has lost 10 straight road games dating to February. The Highlanders had one player on the roster taller than 6-8 - the 6-11 Parakhouski - yet they held a 45-39 rebounding advantage against a Wake Forest frontline that boasts four players 6-11 and up. Chas McFarland added 10 points for Wake Forest, which almost certainly will face a tougher test in its next game. The Demon Deacons on Saturday night will visit a BYU team that has won a Division I-best 53 straight games at home.

SERIES NOTES

Saturday's game will mark the fifth meeting between BYU and Wake Forest and the second-straight season the teams will meet. The Demon Deacons downed the Cougars 79-62 on Jan. 8, 2008 in Winston-Salem, N.C. That game was the first time the teams had met since 1969. Saturday's game will be the first meeting between BYU and Wake Forest in Provo. The teams have played twice in Winston-Salem and twice on neutral courts.

BYU AGAINST THE TOP-25

BYU's game against No. 6 Wake Forest on Saturday will be the Cougars' second game this season against a top-25 opponent. BYU played Arizona State on Dec. 20 at University of Phoenix Stadium and lost 76-75 when Charles Abouo's tip at the buzzer was waved off after a review by the officials. BYU is 50-112 all-time against ranked teams including 14-20 in the Marriott Center. No. 6 Wake Forest will be the highest ranked nonconference team to ever play at the Marriott Center and the first top-10 nonconference team to play in the Marriott Center since No. 7 Washington in 1984. The Cougars are 17-61 all time against the top-10, including 7-13 in home games. BYU has played teams ranked No. 6 four times and is 1-3 in those games. The Cougars have never played a No. 6 ranked team at home.



BYU at Wake Forest - Jan. 8, 2008

01/08/08 7:00 p.m. at Winston-Salem, N.C. (Joel Coliseum)
VISITORS: BYU 11-4

##	Player	tot-fg	3-pt	fg	fga	ft	fta	of	de	tot	pf	tp	a	to	blk	s	min
44	PLAISTED, Trent	f 3	10	0	0	2	4	4	6	10	2	8	1	3	0	0	23
45	TAVERNARI, Jonathan	f 2	11	2	9	3	4	2	6	8	2	9	1	4	0	1	30
20	BURGESS, Sam	g 1	3	1	3	0	0	1	2	3	1	3	0	2	0	1	21
24	MURDOCK, Ben	g 2	4	2	4	0	0	1	2	3	3	6	4	2	0	1	26
30	CUMMARD, Lee	g 7	17	1	5	0	0	2	3	5	5	15	2	3	0	0	33
01	LOYD, JR., Michael	1	2	1	1	0	0	0	0	0	0	3	0	0	0	0	10
05	ROSE, Archie	0	0	0	0	0	0	0	0	0	0	0	0	0	0	0	2
10	IVANOVIC, Vuk	0	0	0	0	0	0	0	0	0	1	0	0	1	0	0	2
14	MARTINEAU, Nick	0	1	0	0	0	0	0	0	0	1	0	1	0	0	0	6
32	FREDETTE, Jimmer	g 1	13	3	9	0	0	0	0	0	2	15	0	2	0	2	22
41	COLLINSWORTH, Chris	0	1	0	0	0	0	1	3	4	0	0	0	3	0	0	10
54	MILES, Chris	1	2	0	0	1	4	1	0	1	1	3	4	2	1	0	15
TEAM		4		4		4		4		4		4		4		4	
Totals.....		23	64	10	31	6	12	16	22	38	18	62	13	22	1	5	200

TOTAL FG%	1st Half: 11-35 31.4%	2nd Half: 12-29 41.4%	Game: 35.9%	DEADBALL
3-PT FG%	1st Half: 7-19 36.8%	2nd Half: 3-12 25.0%	Game: 32.3%	REBOUNDS
F Throw %	1st Half: 3-6 50.0%	2nd Half: 3-6 50.0%	Game: 50.0%	3

HOME TEAM: Wake Forest 11-3

##	Player	tot-fg	3-pt	fg	fga	ft	fta	of	de	tot	pf	tp	a	to	blk	s	min
23	Johnson,James	f 7	11	2	4	3	4	1	5	6	1	1	2	2	2	34	
13	McFarland,Chas	c 5	13	0	1	1	3	4	7	5	11	1	2	1	2	31	
00	Teague,Jeff	g 8	10	2	2	8	0	3	3	3	26	3	4	2	5	35	
10	Smith,Jahmael	g 4	8	0	1	2	2	1	6	7	0	10	4	2	1	0	37
42	Williams,L.D.	g 1	5	0	1	0	0	1	2	3	2	2	2	0	0	18	
02	Clark,Gary	0	0	0	0	0	0	0	0	0	0	0	0	0	0	2	
04	Hale,Harvey	4	7	1	4	0	1	1	1	3	9	0	1	0	1	19	
11	Stanley,Cameron	0	1	0	0	0	0	2	2	0	0	1	1	0	0	9	
31	Skeen,Jamie	0	2	0	1	0	0	1	4	5	0	0	0	1	0	12	
44	Weaver,David	1	1	0	0	0	0	2	2	0	2	0	1	0	0	3	
TEAM		1		1		1		1		1		1		1		1	
Totals.....		30	58	5	14	14	16	7	28	35	15	79	12	17	6	11200	

TOTAL FG%	1st Half: 20-34 58.8%	2nd Half: 10-24 41.7%	Game: 51.7%	DEADBALL
3-PT FG%	1st Half: 4-8 50.0%	2nd Half: 1-6 16.7%	Game: 35.7%	REBOUNDS
F Throw %	1st Half: 5-5 100%	2nd Half: 9-11 81.8%	Game: 87.5%	1

Officials: Jamie Luckie, Doug Simmons, Tim Nestor
Technical fouls: BYU:None, Wake Forest:None.
Attendance: 12252
Score by Periods
BYU 32 30 62
Wake Forest 49 30 79

Points in the paint:BYU 20,WF 34. Points off turnovers:BYU 22,WF 21.
2nd chance points:BYU 14,WF 9. Fast break points:BYU 0,WF 8.
Bench points:BYU 21,WF 11. Score tied 3 times. Lead changed 0 times.
Last FG:BYU 2nd:01:39, WF 2nd:03:39.
Largest lead:BYU None, WF by 19 2nd:19:23.

LAST TIME VS. WAKE FOREST

WINSTON-SALEM, N.C. (Jan. 8, 2008) - Plagued by turnovers and missed shots, the BYU men's basketball team was unable to overcome its double-digit first-half deficit, falling 79-62 at Wake Forest on Tuesday. With the loss, the Cougars fall to 11-4 on the year as they head into Mountain West Conference play this weekend. The Deacons have yet to lose a game at Lawrence Joel Veterans Memorial Coliseum this season, improving to 11-3 on the year and 10-0 at home. "I thought the game would be a lot more competitive," said BYU head coach Dave Rose. "We weren't in any kind of a rhythm. We were all just taking shots. [Wake Forest] did things that caused us trouble in the post and defensively." Shooting by the Deacons' two starting freshmen, Jeff Teague and James Johnson, proved too much for the Cougars as the underclassmen scored a combined 45 points. Lee Cummard and Jimmer Fredette were the lone Cougars scoring in double figures with 15 points apiece. Despite his 3-for-10 shooting night, Trent Plaisted pulled down a game-high 10 rebounds. The Deacons struck early, scoring the first two points of the game. Back-to-back dunks by Plaisted tied the game, 4-4, but poor ball handling by the Cougars gave Wake Forest the chance to quickly score. The shots wouldn't fall for Cummard, who went 0-for-5 before making his first three-pointer of the night with 13:51 remaining in the first half. "You never anticipate bad shooting nights, but when those kinds of night happen you have to be able to turn around defensively and be ready for when things turn around," said Rose. Coming off the bench, Fredette made his presence known, closing the lead to five points after a make from beyond the arc. The freshman continued to score, ending the first half with a team-high eight points. Wake Forest jumped out to a double-digit lead after Johnson's 2-for-2 trip to the charity stripe. Both teams traded three-pointers as the first half came to a close, but the Cougars' attempt to cut the deficit to single digits fell short, heading into the break down 49-32 with the Deacons recording a 21-8 run. Wake Forest's 49 points at the half marked the most allowed by BYU this season. At the break, the Deacons were shooting 58.8 percent from the field compared to the Cougars' 31.4. The second half started similar to the first, with BYU turning the ball over three times in the first four minutes. Four quick points by Lee Cummard were not enough to claw into the Deacons' large lead heading into the first timeout of the half. Fredette's third triple of the night came with 15:03 remaining in the game and was soon followed by a Cummard layup, bring the Cougars to within 12 points. BYU's comeback attempt would stop there, however, as Wake Forest went on a 6-0 run, returning to its 17-point lead. With 11:23 remaining, Plaisted was sent to the charity stripe for the first time in the game, going 2-for-2. Cummard tipped in a missed jumper by Jonathan Tavernari but picked up his third foul on the night following a Wake Forest field goal. Missed free throws and ball miscues maintained the Deacons' lead despite makes by Cummard and Fredette as the clock wound down to under three minutes. "When you're not shooting the ball well, there are still a lot of opportunities to win a game," said Rose. "Right now we're just not in a position to battle like that. A lot of our intensity is based on how we're doing on offense, and we need to change that." Chris Miles scored his first points of the game on a turn-around jumper. He followed by blocking a Wake Forest shot on the opposite end of the floor. Cummard fouled out of the game with 2:10 remaining on the clock. Six consecutive made free throws by the Deacons and one final field goal brought Wake Forest's lead back to rest at 17 points.

WHAT WAS SAID AFTER THE GAME ...

BYU Head Coach Dave Rose

- "I was obviously very disappointed. I thought the game would be a lot more competitive. I haven't seen that game from this team this season. Early in the game we got intimidated, we were getting beat in the post, and we didn't get into a rhythm."
- "It's a battle. You don't plan on having nights where you don't score, but you hope you can adjust and make things happen, but we didn't do that."
- "We got ourselves back in the first half after a slump, but then we turned the ball over and it got away from us. We played against some good athletes with some good anticipation. It just seemed like they did things to keep us from getting into a rhythm."
- "I just think that when you're not shooting the ball well, there are still a lot of opportunities for you to win a game. You can still win with 62 points if you're smart enough and if you're tough enough. Right now a lot of our intensity is based on how we're playing offense. We have to have another way to fight back on off nights."

NOTES FROM LAST SEASON'S MATCHUP

- Ben Murdock, Sam Burgess, Lee Cummard and Trent Plaisted have each started all 15 games for BYU this season. Jonathan Tavernari started the first nine games and started again Tuesday after Chris Collinsworth received the starting nod in the previous five contests.
- Individual Career Highs: Chris Miles - four assists; Jimmer Fredette - six field goals (tied).
- Including 10 three-point makes against the Demon Deacons, BYU has made double-digit treys in five games this year. The Cougars have made at least six threes in every game this season except against SUU when they made five. With 130 makes from long range already this year and at least 17 games left to play, BYU is on pace to break the single-season three-point record the Cougars set last year with 256.
- BYU has scored at least 30 first-half points in every game this season.
- Cummard scored in double figures for the 13th time this season and the 29th time in his career with a team-high 15 points (tied with Fredette).
- Cummard has now drained at least one three-pointer in the last nine games and 14 of 15 contests on the year. Tavernari has also hit a trey in 14 of 15 games while Sam Burgess has hit from long range in 12 contests.
- Plaisted's 10 boards mark the fifth time this season the junior has reached double figures in that category. Plaisted's eight points marked the first time this year he has not scored in double figures.
- Fredette's 15-point performance is his fifth double-digit scoring outing this season and is his second-highest point total of the year. His career high was a 19-point game at Hartford.
- Wake Forest's 79 points and 51.7 percent shooting from the field marked the highest totals in both categories by a BYU opponent this season.
- After shooting above 50 percent in four of the first seven games this season, BYU has topped 50 percent just twice in the last eight games after a season-low 35.9 percent shooting mark against Wake Forest.
- BYU outrebounded the Demon Deacons 38-35 on the night, the 12th game this year the Cougars have bested opponents in that category.
- Wake Forest is only the second team this season to shoot better than 50 percent from the floor against the Cougars this season. Louisville was the other team (50.9 percent).



MEDIA RELATIONS INFORMATION

Basketball Media Relations Director: Kyle Chilton
Office: (801) 422-4909; Cell: (801) 372-2080
Email: kyle_chilton@byu.edu

Assistant Basketball Media Relations: Jackie Johnson
Office: (801) 422-8999; Cell: (520) 227-7720
Email: swimming_sid@byu.edu

Associate AD/Communications: Duff Tittle
Office: (801) 422-8948; Cell: (801) 372-4401
Email: duff_tittle@byu.edu

Athletic Communications Fax: (801) 422-0633
Mailing Address: 30 SFH, Provo, UT 84602-2239
Marriott Center Pressrow Phone: (801) 422-3675

2008-09 BYU QUICK FACTS**BYU - UNIVERSITY INFO**

Location: Provo, Utah 84602
Elevation: 4,553 feet
Enrollment: 29,854 (Daytime)
Founded: October 15, 1875
Owned: The Church of Jesus Christ of Latter-day Saints
Nickname: Cougars
Mascot: Cosmo
Colors: Blue & White
Arena (capacity): Marriott Center (22,700)
Conference: Mountain West
President: Cecil O. Samuelson (Utah, 1966)
Athletic Director: Tom Holmoe (BYU, 1983)
Athletic Website: byucougars.com
Tickets: 422-BYU1 or 1-800-322-BYU1

BYU COACHING STAFF

Head Coach: Dave Rose
Alma Mater (year): Houston (1983)
Record at School (years): 83-27 (4th year)
Career Div. I Record (years): same
Office phone for head coach: Call SID
Best time/day to reach coach: Call SID
Basketball Office Fax: (801) 422-5965
Associate Head Coach (Alma Mater, year)
Dave Rice (UNLV, 1991)
Assistant Coaches (Alma Mater, year)
John Wardenburg (BYU, 1986)
Terry Nashif (BYU, 2005)
Dir. of Basketball Operations: Tim LaComb (Utah, 2006)

BYU TEAM INFO

2007-08 Overall Record: 27-8
Conference Record/Finish: 14-2 (1st Mountain West)
2008 Postseason: NCAA, 0-1, lost vs. Texas A&M, 67-62
2008 Final National Ranking: NR
Starters Returning/Lost: 2/3
Lettermen Returning/Lost: 8*/6
Newcomers: 3
*includes two letterwinners who did not play in games last year

BYU HISTORY

First Year of Basketball: 1903
Overall All-Time Record: 1565-987 (.613)
Winning Seasons: 85 (last 2008)
Conference Championships: 28 (last 2008)
Postseason Appearances (record): 33 (23-34)
Total NCAA Appearances (record): 23 (11-26)
Last NCAA Appearance: 2008
Result: (0-1) Lost, NCAA First Round (Anaheim, Calif.)
vs. Texas A&M, 67-62
Total NIT Appearances (Record): 10 (12-8)
Last NIT Appearance: 2006
Result: (0-1) lost at Houston, 77-67

BYU'S LAST OUTING — COUGARS COMEBACK IN SECOND HALF TO DOWN TULSA

TULSA, Okla. (Dec. 30, 2008) – A rusty BYU men's basketball team was able to shake off a sluggish first half en route to a close 74-68 victory over the Tulsa Golden Hurricane on Saturday at the Reynolds Center. The Cougars are now 11-1 on the year while the Golden Hurricane fall to 8-5. Team captain Lee Cummard led all scorers with 24 points on 9-of-13 shooting with fellow captain Jonathan Tavernari pouring in 20 points by going 9-of-17 from the field. Jimmer Fredette contributed 13 points and the Cougars shot 53 percent overall in the game. Tulsa was led by guard Justin Hurtt, who scored 17 points on 5-of-11 shooting from the field with Ben Uzoh and Jerome Jordan scoring 15 and 13 points, respectively. Jordan had five offensive rebounds in the game, but was held to two points in the second half. Trailing 35-31 at halftime, the Cougars came out with a balanced attack with multiple scorers getting into the mix with Cummard, Fredette and Tavernari converting buckets to stay in close range, trailing 40-44 early in the second half. The Cougars pulled ahead 45-44 as Tavernari made a big three-pointer following a Cummard basket. The duo kept the team intact by helping BYU maintain a 50-49 lead. Fredette proceeded to score a circus layup accompanied by a Tulsa foul. Lamont Morgan then hit a shot to force a Hurricane timeout with a 59-53 lead. BYU slowly pulled away with Cummard and Fredette going 4-for-4 from the free-throw line with Tavernari making a bucket en route to its largest lead of the game at 67-59. Hurtt and Uzoh kept it close, but Cummard made 5-of-6 crucial free throws at the end to seal the victory for the Cougars. The Cougars jumped to a quick start in the first half with a pair of free throws by Miles and Cummard while Tavernari contributed a few quick layups. The Golden Hurricane fought back to trim the Cougar lead to 17-14 after Jordan converted two buckets with Uzoh pouring in consecutive shots. Tulsa then went on a rampant shooting streak to jump to a 32-24 lead when Hurtt made two big three-pointers and an easy dunk off a rebound while Jordan also put in a dunk off a missed shot. The Cougars managed to climb back off a difficult Jackson Emery trey and a Tavernari jump shot to cut the deficit to 35-31 at halftime. Interestingly, the Cougars shot nearly 50 percent from the field in the first half by going 13-of-28 from the field, but didn't own possession of the ball nearly as much as Tulsa. The Hurricane managed 37 percent on 15-of-40 shooting. The Cougars shot just 1-of-7 from 3-point range in the first half.

WHAT WAS SAID AFTER THE GAME ...**BYU Head Coach Dave Rose**

– "It was a great college basketball game. It had the feel of a January or February conference game, and though we could have played better, we made enough plays to win the game."
– "Tulsa is built on getting rebounds and wearing you down over the stretch of the game. Luckily we got to the free throw line enough times and we stayed competitive. We played at our pace and got them out of their rhythm."
– "We are excited to play Wake Forest. We don't get many opportunities to play teams like this on our home court and we hope to make the most of the experience. They're a talented team, but our guys will be ready to play another big game."

BYU NOTES FROM LAST OUTING**Player Notes**

– Jonathan Tavernari scored 20 points on 9-of-17 shooting against Tulsa, hit sixth 20-point game this season and fourth in the last five games.
– Jonathan Tavernari finished the game with 20 points and 10 rebounds, his second double-double this season and the fourth of his career.
– After scoring just two points in the first half Jimmer Fredette came through in the second half with 11 points for a total of 13 points. He has scored in double figures in nine of 12 games this season.
– Against Tulsa Lee Cummard led BYU with 26 points, his fifth 20-point game this season. He hit 9-of-13 from the field and 8-of-10 from the free throw line.
– Charle Abou (6) set a career high in rebounds while Chris Mile (7), Jonathan Tavernari (10) and Jackson Emery (6) tied their career highs on the glass. Three of Miles' boards were on the offensive end.

Team Notes

– With a 74-68 victory at Tulsa, BYU is now 10-1 when scoring at least 70 points. The win also ended Tulsa's 18-game home winning streak, previously the ninth longest current streak in the nation.
– With a 74-68 win at Tulsa BYU avoided losing back-to-back games. Under BYU head coach Dave Rose the Cougars have only lost back-to-back regular season games once under. During the 2006-07 season lost to No. 25 Michigan State 76-61 at the Palace of Auburn Hills on Dec. 9, 2006 and then at Lamar 86-77 in overtime on Dec. 13, 2006.
– For the 11th-straight game, BYU head coach Dave Rose started Jimmer Fredette, Jackson Emery, Lee Cummard, Jonathan Tavernari and Chris Miles. The Cougars are 10-1 with that starting lineup.
– Shooting 52.8 percent in BYU's 74-68 win at Tulsa the Cougars hit 50.0 percent or better for the 10th time this season. BYU hit 57.7 percent in the second half, tying its second-best shooting half this season.
– Three Cougars scored in double figures led by Lee Cummard's 26 points and Jonathan Tavernari netting 20 and Jimmer Fredette scoring 13 points. BYU is 2-1 when three players score in double figures.
– The Cougars are now 4-0 on the road this season and 5-1 away from the Marriott Center.

Record Watch

– Jonathan Tavernari hit two three-pointers against Tulsa to bring his career total to 150. He is third in BYU history and is now 14 threes away from passing Mike Rose (163) for second. He has 33 threes this season.
– With 26 points against Tulsa on Tuesday, Lee Cummard now has 1,234 career points. He passed Doug Richards (1,218) during the game and is now 19th all-time in school history. He is 51 points from passing Alan Taylor (1,284) for 19th.

Game Trends

– Trailing 53-52 with 10:44 remaining against Tulsa the Cougars went on a 13-3 run to go ahead 65-56. Jimmer Fredette spearheaded the run with seven points, including a three-point play to put BYU up 55-53.
– Tulsa went on a 9-0 run in the first half, the largest run by a BYU opponent this season. Tulsa also led by eight in the first half at 32-24, the largest lead by a BYU opponent this season. The game is also the first time the Cougars did not lead by at least 10 points at some point.
– With BYU leading 67-61 Lee Cummard hit a jumper with 3:21 remaining and then hit 5-of-6 from the line.



COUGAR ROSTER BREAKDOWN

STARTERS RETURNING (2)

Name	Pos.	Cl.	2007-08 Stats
Lee Cummard	G	Sr.	(15.8 ppg, 6.3 rpg, 3.5 apg)
Jonathan Tavernari	F	Jr.	(13.1 ppg, 5.3 rpg, 1.5 apg)

STARTERS LOST (3)

Trent Plaisted	F/C	Jr.	(15.6 ppg, 7.7 rpg, 1.5 apg)
Sam Burgess	G	Sr.	(8.7 ppg, 3.5 rpg, 1.9 apg)
Ben Murdock	G	Sr.	(3.9 ppg, 2.4 rpg, 3.6 apg)

OTHER LETTERWINNERS RETURNING (6)

Jimmer Fredette	G	So.	(7.0 ppg, 1.1 rpg, 1.7 apg)
Chris Miles	F/C	Jr.	(2.5 ppg, 1.5 rpg, 0.6 apg)
Michael Loyd, Jr.	G	So.	(2.0 ppg, 0.9 rpg, 1.2 apg)
Archie Rose	G	Sr.	(0.9 ppg, 0.8 rpg, 0.4 apg)
Gavin MacGregor	F/C	Sr.	(* 1.2 ppg, 0.5 rpg, 0.5 bpg)
Jackson Emery	G	So.	(* * 2.8 ppg, 1.5 rpg, 0.7 apg)

* Did not play last year due to injury, stats from 2006-07
 ** Did not play last year while serving a two-year LDS Church mission; stats from 2005-06

OTHER LETTERWINNERS LOST (3)**

Vuk Ivanovic	F/C	Sr.	(3.3 ppg, 2.4 rpg)
Chris Collinsworth	F	Fr.	(3.2 ppg, 4.8 rpg, 0.5 apg)
Nick Martineau	G	Fr.	(0.7 ppg, 0.4 rpg, 0.7 apg)

** Includes two players who are interrupting their eligibility to serve LDS Church missions (Collinsworth and Martineau)

RETURNING REDSHIRTS (3)

Name	Pos.	Ht.	Wt.	Cl.
Lamont Morgan, Jr.	G	5-10	170	Jr.
James Anderson	F/C	6-10	230	Fr.
Matt Pinegar	G	6-0	190	Fr.

NEWCOMERS (3)

Charles Abouo	G/F	6-5	210	Fr.
Michael Boswell	F	6-9	215	Fr.
Noah Hartssock	F	6-8	215	Fr.

BY POSITION

POINT GUARD

Lamont Morgan, Jr.	5-10	Jr.
Jimmer Fredette	6-2	So.
Michael Loyd, Jr.	6-1	So.

WING

Lee Cummard	6-6	Sr.
Archie Rose	6-4	Sr.
Jonathan Tavernari	6-6	Jr.
Jackson Emery	6-3	So.
Jimmer Fredette	6-2	So.
Michael Loyd, Jr.	6-2	So.
Charles Abouo	6-5	Fr.
Matt Pinegar	6-0	Fr.

POST

Gavin MacGregor	6-9	Sr.
Chris Miles	6-11	Jr.
Jonathan Tavernari	6-6	Jr.
James Anderson	6-11	Fr.
Michael Boswell	6-9	Fr.
Noah Hartssock	6-8	Fr.

CUMMARD, TAVERNARI NAMED TEAM CAPTAINS

PROVO, Utah (Nov. 4, 2008) – BYU men's basketball head coach Dave Rose announced Tuesday that senior Lee Cummard and junior Jonathan Tavernari have been selected to serve as captains on this year's team. Cummard is a three-year starter and the reigning Mountain West Conference Player of the Year. He earned Associated Press All-America honorable mention last year after helping the Cougars win their second straight outright MWC title and a 27-8 overall record. A 6-foot-7 swingman from Mesa, Ariz., Cummard is a do-everything player who led the Cougars in scoring (15.8), field-goal percentage (.569), three-point percentage (.472) and blocked shots (1.0) last year while ranking second in rebounds (6.3), assists (3.5), steals (0.9) and free-throw percentage (.857). Tavernari followed his MWC Freshman of the Year season in 2006-07 with a record-setting sophomore campaign last year. The 6-foot-6 forward from Sao Bernardo, Brazil, earned All-MWC Third Team honors and set the BYU single-season and sophomore MWC three-point record with 88 treys last season. He was third on the team in scoring (13.1 ppg) and rebounding (5.3 rpg) while averaging 1.5 assists and a team-best 1.4 steals per game. This summer he was the lone nonprofessional player to make the Brazilian Senior National Team that competed at the Olympic Qualifying Tournament in Athens, Greece.

LEE CUMMARD TABBED AS WOODEN AWARD CANDIDATE

The 2008-09 preseason candidates for the John R. Wooden Award All-American Team and Player of the Year trophy were announced Nov. 7 by Richard "Duke" Llewellyn, Wooden Award Chairman and founder. The list is composed of 50 student athletes who, based on last year's individual performance and team records, are the early frontrunners for college basketball's most prestigious honor. BYU senior guard Lee Cummard has been named as one of the 50 preseason candidates for the 2008-09 award. The reigning Mountain West Conference Player of the Year, Cummard is a three-year starter who earned Associated Press All-America honorable mention last year after leading the Cougars to a 27-8 overall record and their second straight outright MWC title. A 6-foot-7 swingman from Mesa, Ariz., Cummard is a do-everything player who led the Cougars in scoring (15.8), field-goal percentage (.569), three-point percentage (.472) and blocked shots (1.0) last year while ranking second in rebounds (6.3), assists (3.5), steals (0.9) and free-throw percentage (.857).

CUMMARD, TAVERNARI AND MILES EARN ALL-BTI HONORS

Chris Miles and Jonathan Tavernari earned Basketball Travelers Invitational All-Tournament honors while Lee Cummard was named the tournament MVP. Cummard led the Cougars at the BTI averaging 16.0 points and 7.3 rebounds while shooting 60.0 percent from the field. Tavernari was second in scoring and rebounding at 14.3 points and 6.7 rebounds per game. Chris Miles averaged 12.0 points and 4.7 rebounds. Miles had his best game in BYU's win over Cal Poly, scoring a career-high 24 points.

BYU PLAYERS OF THE WEEK

Lee Cummard (Nov. 17)

COLORADO SPRINGS, Colo. – BYU senior Lee Cummard has been named the Mountain West Conference Men's Basketball Player of the Week for the third time in his career. A 6-foot-7 guard from Mesa, Ariz., Cummard scored a career-high 36 points to go with 11 rebounds, four assists, two steals and a career-best tying four blocks in BYU's 75-65 victory over Long Beach State Friday in Provo. He shot 13-for-16 (81.3 percent) from the floor, including 3-of-4 from three-point range and 7-for-7 from the charity stripe. Cummard netted 22 of his team's 31 points in the first half on 9-of-11 shooting and kept BYU in the game by scoring 11 of 12 points during one stretch. With BYU trailing 40-33 early in the second half, he scored six straight points and assisted on another bucket to give the Cougars the lead, then went 6-for-6 from the free-throw line in the final six minutes of the contest to put the game away. His 36 points marks the most points scored by a BYU player since 1993 and ties for the eighth highest individual performance in BYU men's basketball history.

Jimmer Fredette (Dec. 15)

COLORADO SPRINGS, Colo. – BYU sophomore Jimmer Fredette and New Mexico junior Roman Martinez have been named the Mountain West Conference Men's Basketball Co-Players of the Week. Fredette is a first-time player of the week honoree and is the second Cougar this season to earn the award. Lee Cummard was named player of the week on Nov. 17. A 6-foot-2 guard from Glens Falls, N.Y., Fredette averaged 20.0 points per game while shooting 72.7 percent from the field (16-for-22) and 87.5 percent from the charity stripe in helping BYU to wins against Boise State (94-56) and Portland (91-76) last week. He started the week scoring a career-high 23 points on 10-of-15 shooting, while tying a career-best with four steals vs. Boise State. Fredette also tallied two assists vs. the Broncos. Against Portland, Fredette scored 17 points (6-for-7 from the field), while also collecting three rebounds, three assists and two steals.

SIGNING DAY

PROVO, Utah (Nov. 12, 2008) – BYU men's basketball coach Dave Rose today announced that four players have committed to play for the Cougars by signing national letters of intent. Joining BYU for the 2009-10 season will be 6-foot-4 guard Tyler Haws out Lone Peak High School and 6-foot-9 forward Brandon Davies out of Provo High School. Big men Nate Austin from Lone Peak and Ian Harward from Orem High School, both 6-foot-10, plan to complete their missionary service before enrolling at BYU. Haws has led Lone Peak to back-to-back 5A state titles under coach Quincy Lewis. Haws averaged 20.9 points, 4.6 rebounds and 3.1 assists per game as a junior while helping Lone Peak to a 23-2 overall record. He was named the 2008 Utah Mr. Basketball and the 2008 Gatorade Utah boys basketball player of the year. Haws's father Marty Haws was an all-conference selection at BYU. This past summer he was the only boys basketball player from Utah that participated in the Reebok All-America camp in Philadelphia, which featured 100 of the top high school players from around the country. An athletic big man and excellent low post scorer, Davies has helped lead Provo High School to back-to-back 4A state titles under Craig Drury. Davies was recently named to the Long Beach Press-Telegram Best in the West Second Team along with Haws. A traditional low post player, Harward will bring size to the Cougar roster following his mission. Harward plays well with his back to the basket and has range out to 15 feet. This summer Harward registered 35 points, 13 rebounds and 10 blocks in a Tri-City Tournament game near Seattle. Austin is a teammate of Haws at Lone Peak High. At the Las Vegas Spring Showcase Austin scored 24 points and grabbed 22 rebounds in a gold bracket quarterfinal game. Austin is known for his work ethic and can step out and shoot the three as well as play on the post.



COUGAR ROSTER BREAKDOWN CONT.

BY CLASS

SENIORS (3)

Lee Cummard	6-6	G/F
Gavin MacGregor	6-9	F/C
Archie Rose	6-4	G/F

JUNIORS (3)

Chris Miles	6-11	F/C
Lamont Morgan, Jr.	5-10	G
Jonathan Tavernari	6-6	G/F

SOPHOMORES (3)

Jackson Emery	6-3	G
Jimmer Fredette	6-2	G
Michael Loyd, Jr.	6-2	G

FRESHMEN (5)

Charles Abouo	6-5	G/F
James Anderson	6-11	C
Michael Boswell	6-9	F
Noah Hartssock	6-8	F
Matt Pinegar	6-0	G

BY STATE/COUNTRY

ARIZONA (2)

James Anderson	Page
Lee Cummard	Mesa

CALIFORNIA (2)

Gavin MacGregor	Ridgecrest
Lamont Morgan, Jr.	Pomona

NEVADA (1)

Michael Loyd, Jr.	Las Vegas
-------------------	-----------

NEW YORK (1)

Jimmer Fredette	Glens Falls
-----------------	-------------

OKLAHOMA (1)

Noah Hartssock	Bartlesville
----------------	--------------

OREGON (1)

Michael Boswell	Aloha
-----------------	-------

UTAH (3)

Jackson Emery	Alpine
Chris Miles	Provo
Matt Pinegar	Provo

BAHAMAS (1)

Archie Rose	Nassau
-------------	--------

BRAZIL (1)

Jonathan Tavernari	Sao Bernardo
--------------------	--------------

COTE D'IVOIRE (1)

Charles Abouo	Abidjan
---------------	---------

1,000-POINT MAN

Including a season-high performance with 36 against Long Beach State, 30 against Weber State, 28 against Cal Poly and 26 at Tulsa, Lee Cummard now has 221 total points for the season and 1,234 for his career. He is now 19th all-time in scoring in BYU history. Cummard is 51 points from passing Alan Taylor for 19th all-time.

15. Marty Haws (1986-90)	1,337
16. Joe Nelson (1947-50)	1,317
17. Dick Nemelka (1962-66)	1,299
18. Alan Taylor (1976-80)	1,284
19. Lee Cummard (2005-present)	1,234

OQUIRRH BUCKET BATTLE

The Old Oquirrh Bucket (named after the Oquirrh Mountains to the west of Salt Lake City) is the symbol of in-state basketball supremacy in Utah. Each year the trophy is awarded to the in-state college team (Utah, BYU, Southern Utah, Utah State, Utah Valley and Weber State) which has the best won-loss record against in-state competition. BYU has claimed the Bucket nine times since its inception, including the last two seasons. With BYU's 68-63 victory against Utah State the Cougars are 2-0 in Oquirrh Bucket competition. Utah State is 3-1 against in-state competition, Webber State is 1-3, Utah and Utah Valley are 1-1, Weber State is 1-3 and Southern Utah 0-3.

REDSHIRTS

BYU is redshirting two players during the 2008-09 season. They are sophomore guard Michael Lloyd, Jr. and freshman forward Michael Boswell.

BEST START THROUGH 110 GAMES

BYU coach Dave Rose coached his 110th game as the head coach of the Cougars when BYU defeated Tulsa on Dec. 30. His career record through 110 games of 83-27 (.755) is the best record for a BYU men's basketball coach through his first 110 games. Rose is the only BYU coach to have won 80-or-more games in their first 110 games coached at BYU and seven games better than the next best coach. Below are the records of BYU coaches through their first 110 games and their career records.

Coach	Through 110	Career Record
Fred Bennion (1908-10)	N/A	16-6
E.L. Roberts (1911-20, 25-28)	74-36	87-49
Alvin Twitchell (1920-25)	N/A	50-20
G. Ott Romney (1928-35)	74-36	139-71
Edwin R. Kimball (1935-36, 38-41)	N/A	59-38
Fred 'Buck' Dixon (1936-38)	N/A	25-23
Floyd Millett (1941-49)	64-46	104-77
Stan Watts (1949-72)	76-34	371-254
Glen Potter (1972-75)	N/A	42-36
Frank Arnold (1975-83)	57-53	137-94
Ladell Anderson (1983-86)	65-45	114-71
Roger Reid (1989-96)	76-34	152-77
Steve Cleveland (1997-2005)	56-54	138-108
Dave Rose (2005-present)	83-27	83-27

DOWNTOWN RECORD WATCH

With two treys at Tulsa Jonathan Tavernari has 150 career threes, including 33 this season. He started the season with 117 and has passed Andy Toolson for third place and is 14 downtown makes from passing Mike Rose (163) for second. Tavernari also has 408 attempts from downtown, good for second all-time in school history. Lee Cummard has 133 threes for his career, now nine threes from passing Andy Toolson for fourth.

Career Leaders - Threes Made

1. Mark Bigelow	213
2. Mike Rose	163
3. Jonathan Tavernari	150
4. Andy Toolson	141
5. Lee Cummard	133

Career Leaders - Threes Attempted

1. Mark Bigelow	559
2. Jonathan Tavernari	408
3. Mike Rose	381
4. Randy Reid	355
5. Terrell Lyday	321

MAGIC NUMBER: 70

With a 74-68 win at Tulsa BYU is now 10-1 when scoring at least 70 points in 2008-09. BYU's only game without scoring 70 points was a 68-63 win against Utah State. In 2007-08 the Cougars were nearly perfect when scoring at least 70 points, posting a record of 22-1. The Cougars scored 90 or more points in five games last season (three times this season), reaching 100 against Jackson State, and were 10-0 when scoring more than 80 points. BYU is 6-0 when scoring more than 80 points in 2008-09. Portland and Arizona State are BYU's only opponents to have reached 70 points in a game in 2008-09. Prior to the Arizona State loss the Cougars had won 20 games in a row when reaching 70 points.

BIG SECOND HALF

Leading 33-29 at the break against Boise State the Cougars exploded for 61 points in the second half. BYU ran away from the Broncos with a 22-5 run in the fist 4:31 to start the second half. The 61 points scored is tied for the 18th-most points scored in a half in school history. It was the most points scored in a half since the Cougars scored 62 in the first half against Sacramento State on Feb. 25, 1993. BYU scored 61 in the second half against Morgan State on Dec. 28, 1995.



BYU'S 2008-09 RECORD WHEN ...

At home	6-0
On the road	4-0
On a neutral floor	1-1
On Television	9-1
On The Mtn.	2-0
On Versus	0-0
On CSTV/CBS-CS	1-0
On ESPN2	0-0
On CBS	0-0
On KJZZ	0-0
On BYU TV	4-0
On KJZZ/BYU TV	2-0
On FSN	0-1
On other local broadcast TV	0-0
On Monday	0-0
On Tuesday	2-0
On Wednesday	2-0
On Thursday	1-0
On Friday	2-0
On Saturday	4-1
Coming off a win	9-1
Coming off a loss	1-0
Had two or more days between last game	8-1
Had only one day between last game	0-0
Playing the next day after a game	2-0
BYU scores 100 or more points	0-0
BYU scores between 90-99 points	3-0
BYU scores between 80-89 points	3-0
BYU scores between 70-79 points	4-1
BYU scores between 60-69 points	1-0
BYU scores below 60 points	0-0
Opponent scores 90 or more points	0-0
Opponent scores between 80-89 points	0-0
Opponent scores between 70-79 points	1-1
Opponent scores between 60-69 points	6-0
Opponent scores between 50-59 points	3-0
Opponent scores below 50 points	1-0
BYU leads at half	9-1
Opponent leads at half	2-0
Score tied at half	0-0
BYU leads with 5 minutes left	11-1
Opponent leads with 5 min. left	0-0
Score tied with 5 minutes left	0-0
BYU leads with 1 minute left	11-0
Opponent leads with 1 min. left	0-0
Score tied with 1 minute left	0-1
Game goes into overtime	0-0
BYU shoots 50 % or better	9-1
Opponent shoots 50 % or better	0-0
BYU outshoots opponent	11-1
Opponent outshoots BYU	0-0
BYU outrebounds opponent	9-0
Opponent outrebounds BYU	2-1
BYU and opponent tie in rebounds	0-0
vs. top-25 ranked opponent	0-1
vs. 2008 regular-season conference champions	2-0
vs. 2008 postseason teams	3-1

LED IN SCORING BY:	08-09	CONF
Lee Cummond	4-0	N/A
Jonathan Tavernari	6-1	N/A
Jimmer Fredette	1-0	N/A

SCORING IN DOUBLE FIGURES:	08-09	CONF
Lee Cummond	9-1	N/A
Jonathan Tavernari	10-1	N/A
Jimmer Fredette	8-1	N/A
Jackson Emery	3-0	N/A
Chris Miles	3-0	N/A
Lamont Morgan, Jr.	1-0	N/A
James Anderson	1-0	N/A

# OF PLAYERS IN DOUBLE FIGURES:	08-09	CONF
One Player	1-0	N/A
Two Players	3-0	N/A
Three Players	2-1	N/A
Four Players	3-0	N/A
Five Players	2-0	N/A
Six Players	0-0	N/A

HOME WINNING STREAK

BYU extended its home winning streak to 53 games with a 91-76 victory over Portland on Dec. 13. The Cougars are 6-0 at home in 2008-09. The streak is a school record and currently the longest in the nation. The Cougars set the school record with their 67-59 win over Utah in the Marriott Center on Feb. 20, their 45th straight home win. The Cougars were 16-0 at home last year and won 17 home games the prior season after going 14-1 at home in 2005-06. BYU's last home loss was in the 2005-06 season opener against Loyola Marymount. BYU has since won 29 straight over nonconference opponents and 24 consecutive over MWC foes. BYU's last league loss at home was its season finale in 2005 to UNLV. BYU is 425-116 (.786) all-time in the Marriott Center, and Cougar head coach Dave Rose is 53-1. Prior to the current streak, BYU's longest homecourt victory streak was 44 games from Feb 19, 2000 to Jan 16, 2003.

Active Homecourt Winning Streaks (As of Nov. 15, 2008)

Wins	Team	This year	Next home game
53	BYU	6-0	Jan. 3 vs. Wake Forest
43	Notre Dame	6-0	Jan. 5 vs. Georgetown

TOP-10 PICK POCKETS

With 10 steals this season Lee Cummond has climbed to ninth all-time in BYU history in career steals with 110. Cummond had 16 as a freshman, 50 as a sophomore and 33 last season. Jonathan Tavernari is also climbing the list with 22 thefts this season and 88 for his career. He is now tied for 16th with Rafael Araujo.

Career Steal Leaders

1. Danny Ainge	195	6. Matt Montague	124
2. Marty Haws	182	7. Randy Reid	118
3. Scott Sinek	140	8. Mark Bigelow	116
4. Nate Call	138	9. Lee Cummond	110
5. Russell Larson	131	10. Justin Weidauer	102

IRON MAN CUMMOND

Since arriving at BYU as a freshman in 2005-06 senior Lee Cummond has not missed a single game. His streak of 110 games played currently ranks 11th for the longest such streak in school history. Cummond has also started the last 81 games he has played, dating back to the first game of the 2006-07 season, a streak that ranks seventh longest in school history. In his career Cummond has played in 110 games and with 18 regular season games remaining, the MWC tournament and the possibility of postseason play he has the potential to claim the top spot in career games played. Below are the streaks for consecutive games started and consecutive games played.

Consecutive Games Started

1. Jeff Chatman	122
2. Fred Roberts	119
3. Mark Bigelow	118
4. Devin Durrant	117
5. Marty Haws	91
6. Michael Smith	90
7. Lee Cummond	81

Consecutive Games Played

1. Mark Durrant	128
2. Ken Roberts	126
3. Marty Haws	123
4. Jeff Chatman	122
5. Nathan Cooper	122
6. Matt Montague	122
7. Eric Nielsen	122
8. Mark Bigelow	120
9. Fred Roberts	119
10. Devin Durrant	117
11. Lee Cummond	110
12. Nathan Call	107

AP Top 25

1. North Carolina (71)
2. Connecticut
3. Pittsburgh
4. Oklahoma
5. Duke
6. Wake Forest
7. Gonzaga
8. Notre Dame
9. Texas
10. Purdue
11. Michigan St.
12. Georgetown
13. UCLA
14. Xavier
15. Ohio St.
16. Tennessee
17. Syracuse
18. Villanova
19. Louisville
20. Arizona St.
21. Baylor
22. Clemson
23. Minnesota
24. Michigan
25. Missouri

Others Receiving Votes:

Others Receiving Votes:
 Memphis 70, Marquette 69, Davidson 66, Butler 40, St. Mary's 25, Dayton 25, Illinois 20, **BYU 18**, Maryland 16, Texas A&M 11, Kansas 10, Stanford 8, Florida 8, Florida St. 8, Miami (FL) 6, Wisconsin 5, George Mason 1, West. Kentucky 1, West Virginia 1, UNLV 1

USA Today/ESPN

1. North Carolina (31)
2. Connecticut
3. Pittsburgh
4. Oklahoma
5. Duke
6. Wake Forest
7. Gonzaga
8. Texas
9. Georgetown
10. UCLA
11. Notre Dame
12. Xavier
13. Ohio St.
14. Syracuse
15. Purdue
16. Villanova
17. Arizona St.
18. Michigan St.
19. Louisville
20. Clemson
21. Tennessee
22. Baylor
23. Minnesota
24. Memphis
25. Marquette

Others Receiving Votes:

BYU 44, Davidson 39, Michigan 38, Missouri 28, Dayton 26, St. Mary's 14, Butler 14, Miami (FL) 10, Kansas 10, Wisconsin 9, Arizona 9, West Virginia 5, Florida 4, Stanford 3, Illinois St. 3, LSU 3



BYU MARGIN OF VICTORY/DEFEAT 2008-09			
	WINS	LOSSES	
1 point.....		1	
2 points.....			
3 points.....			
4 points.....			
5 points.....	1		
6 points.....	1		
7 points.....			
8 points.....			
9 points.....			
10 points.....	1		
11 points.....			
12 points.....	1		
13 points.....			
14 points.....			
15 points.....	1		
16-19 points.....			
20-24 points.....	1 (20)		
25-29 points.....	1 (29)		
30-plus points.....	4 (38, 33, 31, 30)		

BYU STREAKS ...	08-09	OVERALL
Current won/loss streak	1 win	same
At home	6 wins	53 wins
On the road	4 wins	same
On a neutral floor	1 loss	same
At home vs. Nonconference	6 wins	28 wins
At home vs. MWC	0-0	24 wins
On the road vs. Nonconference	4 wins	same
On the road vs. MWC	0-0	1 loss
On a neutral floor vs. Nonconference	1 loss	same
On a neutral floor vs. MWC	0-0	4 wins
at regular-season tournament	3 wins	same
at MVWC Tournament	0-0	1 loss
at NCAA Tournament	0-0	7 losses
at NIT	0-0	2 losses
Games With a Three-Point Make	12	381

INDIVIDUAL SUPERLATIVES	08-09	07-08	CAREER
DOUBLE-FIGURE SCORING			
Lee Cumnard	10	32	57
Jonathan Tavernari	11	26	42
Jimmer Fredette	9	12	20
Chris Miles	4	N/A	6
Jackson Emery	3	N/A	5
Lamont Morgan, Jr.	1	N/A	1
James Anderson	1	N/A	1
DOUBLE-FIGURE REBOUNDING			
Lee Cumnard	2	3	8
Jonathan Tavernari	3	3	6
20+ POINTS			
Lee Cumnard	5	10	17
Jonathan Tavernari	6	5	11
Chris Miles	1	N/A	1
Jimmer Fredette	1	N/A	0
DOUBLE-DOUBLES			
Lee Cumnard	1	3	7
Jonathan Tavernari	2	2	4
DUNKS			
Lee Cumnard	1	13	28
Jonathan Tavernari	6	N/A	6
Chris Miles	2	2	5
Jackson Emery	2	N/A	2
Archie Rose	-	1	1
Jimmer Fredette	3	N/A	3
BYU	14	49	
Opponents	9	27	
3-POINTERS MADE			
Jonathan Tavernari	33	88	150
Lee Cumnard	16	60	133
Jimmer Fredette	19	43	62
Jackson Emery	16	N/A	29
Lamont Morgan, Jr.	6	N/A	6
Charles Abouo	2	N/A	2
Archie Rose	1	1	2
BYU	90	285	
Opponents	62	183	
LATE FREE THROWS	5:00-2:00	2:00-0:00	OT
Jimmer Fredette	6-6 (.1000)	5-6 (.833)	-
Lee Cumnard	5-5 (1.000)	12-14 (.857)	-
Charles Abouo	7-8 (1.000)	0-2 (.000)	-
Gavin MacGregor	1-2 (.500)	2-2 (1.000)	-
Jackson Emery	1-2 (.500)	4-6 (.667)	-
Lamont Morgan, Jr.	0-0 (1.000)	2-2 (1.000)	-
Jonathan Tavernari	-	4-4 (1.000)	-
Archie Rose	0-1 (.000)	-	-
James Anderson	2-2 (1.000)	-	-
Noah Hartsock	-	1-2 (.500)	-
Chris Miles	-	0-2 (.000)	-
Team	22-26 (.846)	30-38 (.789)	-

5-0 STARTS

For the 22nd time in school history BYU men's basketball started the season 5-0. The Cougars are 10-1 with their perfect starting ending with a 76-75 loss to No. 20 Arizona State. Only two other BYU teams have started at least 10-0, the last being in 1987-88 (17-0). In the 21 previous seasons during which BYU started at least 5-0 the Cougars won 20-plus games 11 times and finished first or tied for first in conference play eight times. In fact, the last five times BYU has started at least 5-0 the Cougars have won or shared the regular season conference title, including last season's squad that was 27-8 overall and won the conference outright at 14-2. The Cougars were not members of a conference the first five seasons BYU started 5-0. Three of BYU's previous season-opening win streaks of five-plus games have ended with losses to ranked opponents, including No. 1 North Carolina last season, No. 11 Michigan in 1991-92 and No. 2 NC State in 1955-56. BYU's most obscure loss to end a perfect start to a season was to Denver Piggly Wiggly in 1932-33.

Year	Start	How ended	Final Record	Conf. Finish	Year	Start	How ended	Final Record	Conf. Finish
08-09	10-0	loss vs. No. 20 Arizona State	TBD	TBD	41-42	13-0	loss at Wyoming	17-3	T2nd
07-08	5-0	loss to No. 1 North Carolina	27-8	1st	40-41	5-0	loss at San Diego State	14-9	4th
02-03	5-0	loss at Creighton	23-9	T1st	32-33	6-0	loss at Denver Piggly Wiggly	20-7	1st
91-92	7-0	loss to No. 11 Michigan	25-7	T1st	31-32	5-0	loss at Wisconsin	20-12	T1st
87-88	17-0	loss to Alabama-Birmingham	26-6	1st	29-30	6-0	loss at UCLA	23-7	3rd
71-72	5-0	loss at Kansas	21-5	1st	22-23	6-0	loss at Utah State	7-5	T2nd
65-66	6-0	loss at La Salle	20-5	2nd	12-13	5-0	loss to Utah	7-3	N/A
55-56	6-0	loss at No. 2 NC State	18-8	2nd	11-12	7-0	season ended	7-0	N/A
53-54	8-0	loss vs. Duesquesne	18-11	3rd	10-11	8-0	season ended	8-0	N/A
52-53	7-0	loss at Oregon State	22-8	2nd	09-10	8-0	lost to the YMCA	9-2	N/A
49-50	6-0	loss at Pepperdine	22-12	1st	05-06	5-0	loss to Chicago YMCA	11-1	N/A

SHUTTING 'EM DOWN

One key to BYU's success this season has been shutting down its opponent's leading scorer. In eight of 11 games the Cougars have held their opponent's leading scorer under their average coming into the game. In seven of those games the opponent's leading scorer was held to single digits. In all 11 games the opponent's leading scorer is averaging 6.3 points less than his average coming into the game.

Opponent	Leading Scorer	Average*	Points	+/-
Long Beach State	Donovan Morris	21.2	13	-8.2
Pepperdine	Mychel Thompson	17.5	5	-12.5
North Florida	Cortez Riley	16	6	-10
Rice	Cory Pflieger	17	4	-13
Cal Poly	Lorenzo Keeler	14.4	4	-10.4
Idaho State	Amorrow Morgan	22.3	7	-15.3
Weber State	Kellen McCoy	13.6	7	-6.6
Utah State	Gary Wilkinson	16.4	22	+5.6
Boise State	Mark Sanchez	17.1	9	-8.1
Portland	Nick Raivio	15.7	18	+2.3
Arizona State	James Harden	23.7	30	+6.3
Tulsa	Ben Uzoh	15.7	15	-0.7
*Opponent leader's average before playing BYU				-5.88

BYU STARTING LINEUPS

Opponent	(1)	(2)	(3)	(4)	(5)
LONG BEACH STATE	Morgan, Jr.	Emery	Cumnard	Tavernari	Miles
at Pepperdine	Fredette	Emery	Cumnard	Tavernari	Miles
NORTH FLORIDA	Fredette	Emery	Cumnard	Tavernari	Miles
RICE	Fredette	Emery	Cumnard	Tavernari	Miles
CAL POLY	Fredette	Emery	Cumnard	Tavernari	Miles
at Idaho State	Fredette	Emery	Cumnard	Tavernari	Miles
at Weber State	Fredette	Emery	Cumnard	Tavernari	Miles
at Utah State	Fredette	Emery	Cumnard	Tavernari	Miles
BOISE STATE	Fredette	Emery	Cumnard	Tavernari	Miles
PORTLAND	Fredette	Emery	Cumnard	Tavernari	Miles
at Arizona State	Fredette	Emery	Cumnard	Tavernari	Miles
at Tulsa	Fredette	Emery	Cumnard	Tavernari	Miles
WAKE FOREST					
WESTERN OREGON					
at Colorado State					
TCU					
at New Mexico					
UNLV					
SAN DIEGO STATE					
at Utah					
WYOMING					
at Air Force					
COLORADO STATE					
at TCU					
NEW MEXICO					
at UNLV					
at San Diego State					
UTAH					
at Wyoming					
AIR FORCE					
WON-LOSS RECORDS/STARTING LINEUPS					
RECORD	(1)	(2)	(3)	(4)	(5)
1-0	Morgan, Jr.	Emery	Cumnard	Tavernari	Miles
10-1	Fredette	Emery	Cumnard	Tavernari	Miles



2008-09 COUGAR GAME LEADERS

POINTS

Name	# of Times	High	Game
Lee Cummmard	4	36	LBSU
Jonathan Tavernari	7	25	UNF, Portland
Jimmer Fredette	1	23	Boise State

REBOUNDS

Name	# of Times	High	Game
Lee Cummmard	4	12	North Florida
Jonathan Tavernari	7	10	Pepperdine, Tulsa
Four Players	1	5	Rice

ASSISTS

Name	# of Times	High	Game
Jonathan Tavernari	1	5	LBSU
Jackson Emery	1	9	Pepperdine
Jimmer Fredette	6	7	Weber State
Lee Cummmard	5	6	USU, ASU
Chris Miles	1	4	Portland

2008-09 OPPONENT GAME LEADERS

POINTS

Name	School	Total
James Harden	Arizona State	30
Titus Shelton	Cal Poly	22
Gary Wilkinson	Utah State	22

REBOUNDS

Name	School	Total
Jerome Jordan	Tulsa	14

ASSISTS

Name	School	Total
James Harden	Arizona State	6
Keion Bel	Pepperdine	5
Matt Stucki	Idaho State	5

BLOCKS

Name	School	Total
Titus Shelton	Cal Poly	3

STEALS

Name	School	Total
Ben Uzoh	Tulsa	6

TRUE BLUE FANS

In the 2008-09 home opener 15,753 fans were in attendance, a total that is 3,600 more than the 2007-08 home opener. Last season BYU averaged 13,518 fans per home game to finish ranked No. 21 in the nation in home attendance. The Cougars were fourth behind Memphis (No. 10), Creighton (No. 15) and New Mexico (No. 18) in teams not from a BCS football conference in home attendance. BYU was second in the MWC in home attendance behind New Mexico.

INTERNATIONAL PLAYERS AT BYU

- Including incoming freshman Charles Abouo, 28 international players have played basketball at BYU.
- The Cougars have had an international player on their varsity roster in 37 of the past 57 years.
- In the last five years, BYU has rostered eight international players, including three on this season's team - Charles Abouo (Cote d'Ivoire), Archie Rose (Bahamas) and Jonathan Tavernari (Brazil).
- Foreign players at BYU have received nine all-conference citations, two conference player of the year awards (Timo Saarelainen - 1985, Rafael Araujo - 2004), one conference freshman of the year award (Jonathan Tavernari - 2007) and eight All-America citations (Kresimir Cosic - 1972 and 1973, Rafael Araujo - 2004).
- According to a book about basketball in Finland by Mikko Simon, BYU has the distinction of being the first NCAA Division I school to have an overseas player on its roster when Timo Lampen, a native of Lahti, Finland, took the court for the Cougars in 1960-61.
- BYU also boasts the first foreign All-American in Kresimir Cosic, whose BYU jersey was retired on March 4, 2006. The Zadar, Yugoslavia, native played on the Cougar varsity team from 1971-73 and earned six All-America citations and three first-team All-Western Athletic Conference awards. He is the only BYU player to be inducted into the Basketball Hall of Fame. Cosic passed away in 1995.
- During the 2005 NCAA Men's Basketball Tournament, CBS Television analyst Billy Packer singled out Cosic during a discussion of the quality of international players now playing college basketball. Said Packer, "Kresimir Cosic, who played for BYU, was really the first great international player to play basketball in the United States."

SPREADING THE WEALTH

With new starters Jimmer Fredette and Jackson Emery leading the way, BYU is first in the MWC in assists/game at 17.67. Fredette currently leads the squad and is fourth in the MWC in assists, averaging 4.17 per game. He is also eighth in the conference in assist/turnover ratio at 1.67. Emery is just ahead of Fredette in assist/turnover ratio at 2.86 for first in the MWC and is tied for ninth in assists per game at 3.33. Lee Cummmard is third in the league in assist/turnover ratio at 1.90. The Cougars are also first in assist/turnover ratio at 1.45.

HITTING A HIGH PERCENTAGE

BYU has been hot from the floor through 12 games in 2008-09. The Cougars are connecting on 52.1 percent (first in the MWC) of their shots from the field. After hitting 43.3 percent in the opener BYU hit 50.0 percent or better in six-consecutive games, including a 57.4 percentage against Weber State. In fact, BYU set a new season-high shooting percentage in three-straight games, from 52.4 percent against Cal Poly to 56.6 at Idaho State to 57.4 at Weber State. After an off game against Utah State (41.5 percent) the Cougars hit 53.0 percent against Boise State and went for a new season high of 61.7 percent against Portland. BYU hit exactly 50 percent against Arizona State and 52.8 percent at Tulsa.

2008-09 SCORING BY HALF (BYU-OPPONENT)

	FIRST HALF (Margin)	FIELD GOAL %	SECOND HALF (Margin)	FIELD GOAL %	FINAL (Margin)	FIELD GOAL %
Long Beach State	31-38 (-7)	37.5-46.9	44-27 (+17)	50.0-34.5	75-65 (+10)	43.3-41.0
at Pepperdine	32-21 (+11)	44.4-40.9	50-32 (+18)	60.9-32.3	82-53 (+29)	52.0-35.8
NORTH FLORIDA	35-12 (+23)	41.7-20.0	39-29 (+10)	57.1-35.6	74-41 (+33)	50.0-30.8
RICE	43-23 (+20)	55.2-41.7	40-29 (+11)	56.0-35.7	83-52 (+31)	50.6-38.5
CAL POLY	44-28 (+16)	54.1-35.5	32-36 (-4)	50.0-42.9	76-64 (+12)	52.4-39.0
at Idaho State	40-28 (+12)	55.6-44.0	45-37 (+8)	57.7-38.7	85-65 (+20)	56.6-41.1
at Weber State	46-39 (+7)	51.6-58.3	46-23 (+23)	63.3-31.8	92-62 (+30)	57.4-45.7
at Utah State	38-35 (+3)	50.0-44.0	30-28 (+2)	32.0-37.0	68-63 (+5)	41.5-40.4
BOISE STATE	33-29 (+4)	40.6-38.7	61-27 (+34)	64.7-31.4	94-56 (+38)	53.0-34.8
PORTLAND	45-36 (+9)	69.6-48.4	46-40 (+6)	54.2-43.3	91-78 (+15)	61.7-45.9
vs. Arizona State	41-36 (+5)	57.7-48.3	34-40 (-6)	42.3-47.8	75-76 (-1)	50.0-48.1
at Tulsa	31-35 (-4)	48.1-37.5	43-33 (+10)	57.7-34.4	74-68 (+6)	52.8-36.1
WAKE FOREST						
WESTERN OREGON						
at Colorado State						
TCU						
at New Mexico						
UNLV						
SAN DIEGO STATE						
at Utah						
WYOMING						
at Air Force						
COLORADO STATE						
at TCU						
NEW MEXICO						
at UNLV						
at San Diego State						
UTAH						
at Wyoming						
AIR FORCE						
SEASON TOTALS (avg. margin)	459-360 (+99)	49.9-41.9	510-381 (+129)	54.5-37.3	969-741 (+228)	52.1-39.6



**BYU BASKETBALL ON KSL NEWSRADIO
(102.7 FM and 1160 AM)**

The "Voice of the Cougars" is KSL Newsradio 1160's Greg Wrubell. He is in his 13th season as the play-by-play voice of BYU basketball. Wrubell, also the voice of BYU football, is joined by former Cougar lettermen Mark Durrant or Andy Toolson as color analysts. Durrant is in his 12th year teaming with Wrubell while Toolson, a former Cougar letterman and assistant coach, enters his second year. In addition to live coverage of every Cougar game, the following programs can be heard each week on KSL Newsradio.



COACH ROSE ON KSL NEWSRADIO ...

- Coach's Corner with Dave Rose
Mondays at 8:45 a.m. (beginning Dec. 1)
- The Dave Rose Show
Mondays from 7-8 p.m. (beginning Nov. 24)

THE DAVE ROSE SHOW ON KSL-TV

BYU coach Dave Rose's weekly television show airs on Sunday evenings beginning Nov. 30 at 11 p.m. on KSL-TV, channel 5 in Salt Lake City and will be rebroadcast on the mtn. (check weekly listings for scheduled air times).

BYU FOREIGN PLAYERS BREAKDOWN BY COUNTRY

FINLAND (7)					
Timo Lampen	Lahti, Finland	1961			
Kari Liimo	Helsinki, Finland	1967-69			
	Two-time All-WAC				
Veikko Vainio	Kotka, Finland	1969-71			
Kalevi Sarkalahti	Helsinki, Finland	1971-73			
Jarmo Laitinen	Tapiola, Finland	1975			
Timo Saarelainen	Helsinki, Finland	1981-85			
	All-WAC, WAC Player of the Year				
Jarkko Ahlbom	Rauma, Finland	1996-98			
CANADA (5)					
Tom Karren	Alberta, Canada	1952-54			
Bob Inglis	Calgary, Canada	1960, 62			
Orville Fisher	Alberta, Canada	1966-68			
Phil Tollestrup	Alberta, Canada	1970-72			
Jimmy Balderson	Alberta, Canada	2002, 05-07			
BRAZIL (4)					
Rafael Araujo	Sao Paulo, Brazil	2003-04			
	MVC Player of the Year, Two-time All-MWC, Two-time All-American				
Luiz Lemes	Sao Paulo, Brazil	2003-04			
Fernando Malaman	Limeira, Brazil	2006-07			
Jonathan Tavernari	Sao Bernardo, Brazil	2007-pres.			
YUGOSLAVIA (3)					
Kresimir Cosic	Zadar, Yugoslavia	1971-73			
	Three-time All-WAC, Six-time All-American				
Misho Ostarcevic	Zadar, Yugoslavia	1976-77			
Nick Nakic	Zagreb, Yugoslavia	1977			
AUSTRALIA (1)					
Cory Reader	Brisbane, Australia	1994-95			
BAHAMAS (1)					
Archie Rose	Nassau, Bahamas	2008-pres.			
COTE D'IVOIRE (1)					
Charles Abouo	Abidjan, Cote d'Ivoire	2009-pres.			
BELGIUM (1)					
Sam Adams	Antwerp, Belgium	1991			
ENGLAND (1)					
Fred Petty	Yorkshire, England	1972			
HOLLAND (1)					
Paul Vos	Waalre, Holland	1978			
MEXICO (1)					
John Hatch	Colonial Juarez, Mexico	1968			
NEW ZEALAND (1)					
Michael Tompson	Nelson, New Zealand	1997			
SERBIA (1)					
Vuk Ivanovic	Pancevo, Serbia	2006-08			

2008-09 OFFENSIVE TRENDS (BYU-OPPONENT)

	PTS/PAINT (Margin)	PTS OFF T.O. (Margin)	2ND CHANCE PTS (Margin)	FASTBREAK PTS (Margin)	BENCH PTS (Margin)	BIG RUN	BIG LEAD
@ Long Beach State	30-24 (+6)	12-6 (+6)	12-5 (+7)	6-0 (+6)	8-17 (-9)	8-0/7-0	10/7
at Pepperdine	26-14 (+12)	23-12 (+11)	4-6 (-2)	8-4 (+4)	17-28 (-11)	10-0/9-0	33/0
NORTH FLORIDA	28-10 (+18)	18-7 (+11)	12-1 (+11)	4-0 (+4)	21-12 (+9)	9-0/3-0	35/0
RICE	26-22 (+4)	23-12 (+11)	12-9 (+3)	12-4 (+8)	28-27 (+1)	16-0/8-0	39/0
CAL POLY	38-18 (+20)	19-21 (-2)	13-9 (+4)	2-10 (-8)	6-21 (-15)	11-0/8-0	18/4
at Idaho State	41-22 (+19)	20-12 (+8)	8-10 (-2)	20-2 (+18)	7-18 (-11)	14-0/7-0	20/6
at Weber State	24-22 (+2)	22-4 (+18)	8-2 (+6)	8-0 (+8)	19-23 (-4)	8-0/7-0	32/4
at Utah State	20-22 (-2)	15-6 (+9)	6-16 (-10)	0-0 (0)	7-8 (-1)	5-0/7-0	10/1
BOISE STATE	45-28 (+17)	40-7 (+33)	4-11 (-7)	23-4 (+19)	24-34 (-10)	14-0/7-0	42/2
PORTLAND	34-26 (+8)	24-17 (+7)	11-16 (-5)	14-0 (+14)	15-13 (+2)	10-0/6-0	23/2
vs. Arizona State	14-26 (-12)	17-15 (+2)	9-19 (-10)	2-4 (-2)	10-12 (-2)	8-0/5-0	10/7
at Tulsa	34-30 (+4)	7-8 (-1)	11-23 (-12)	4-0 (+4)	3-22 (-19)	7-0/9-0	9/8
WAKE FOREST							
WESTERN OREGON							
at Colorado State							
TCU							
at New Mexico							
UNLV							
SAN DIEGO STATE							
at Utah							
WYOMING							
at Air Force							
COLORADO STATE							
at TCU							
NEW MEXICO							
at UNLV							
at San Diego State							
UTAH							
at Wyoming							
AIR FORCE							
SEASON TOTALS	360-264 (+96)	240-127 (+113)	110-127 (-17)	103-28 (+75)	165-235 (-70)		
Times Led (BYU/Opp/Tie)	10/2/0	10/2/0	5/7/0	9/2/1	3/9/0		



2008-09 MWC STANDINGS

	MWC	Overall	Streak
BYU	-	11-1	W1
UNLV	-	12-2	W7
Wyoming	-	11-3	L1
San Diego State	-	10-3	W3
Air Force	-	9-4	L1
New Mexico	-	9-5	W2
TCU	-	8-5	W1
Utah	-	8-5	W2
Colorado State	-	5-9	L1

2008-09 MWC PLAYERS OF THE WEEK

Nov. 17	Lee Cummard, Sr., G, BYU
Nov. 24	Luke Nevill, Sr., C, Utah
Dec. 1	Kyle Spain, Sr., F, San Diego State
Dec. 8	Rene Rougeau, Sr., G, UNLV
Dec. 15	Jimmer Fredette, So., G, BYU
	Roman Martinez, Jr., F, New Mexico
Dec. 22	Sean Ogirri, Sr., G, Wyoming
Dec. 29	Luke Nevill, Sr., C, Utah

PRESEASON MWC MEDIA POLL

School (First-place votes) Points

1. UNLV (16)-206
2. **BYU (5)-181**
3. San Diego State (3)-170
4. Utah-148
5. New Mexico-132
6. Wyoming-75
7. Air Force-66
8. Colorado State-53
9. TCU-49

Preseason All-MWC

Lee Cummard, Sr., G, BYU

Lorenzo Wade, Sr., F, San Diego State

Wink Adams, Sr., G, UNLV

Luke Nevill, Sr., C, Utah

Brandon Ewing, Sr., G, Wyoming

Preseason Co-Players of the Year

Lee Cummard, Sr., G, BYU

Wink Adams, Sr., G, UNLV

Preseason Newcomer of the Year

Tre'Von Willis, So., G, UNLV

Preseason Freshman of the Year

Phillip McDonald, G, New Mexico

PRESEASON MWC POLL

The Mountain West Conference media selected two-time defending MWC Tournament champion UNLV as the preseason favorite to win the Mountain West Conference men's basketball regular-season title in 2008-09. Three teams earned first-place votes, with UNLV capturing 16 of 24 first-place votes and 206 points for the top spot in the poll. Two-time defending MWC regular-season champion BYU (181 points) collected five first-place votes, while San Diego State (170 points) earned three first-place votes to finish second and third, respectively. Utah tallied 148 points for fourth and New Mexico earned 132 points for fifth. Wyoming received 75 points to finish sixth, followed by Air Force (66 points) in seventh, Colorado State (53 points) in eighth and TCU (49 points) in ninth to round out the poll. Five seniors representing five institutions were chosen for the 2008-09 preseason all-MWC team. BYU's Lee Cummard and UNLV's Wink Adams shared Preseason MWC Player of the Year honors, while UNLV's Tre'Von Willis garnered Preseason Newcomer of the Year accolades and New Mexico's Phillip McDonald received Preseason Freshman of the Year kudos.

IN THE NINE YEARS OF THE MWC ...

- BYU has had seven 20-win seasons, leading all MWC schools. Utah has had five, UNLV five, San Diego State four and Air Force, Wyoming and New Mexico three.
- BYU has had the league's top RPI three times, been second three times and third on three occasions. The Cougars were second last year (25) behind UNLV (24).
- BYU regularly plays one of the toughest schedules in the MWC. Last year, BYU's schedule was rated third behind UNLV and Utah.
- BYU has the most overall wins (189).
- BYU is also has the most conference wins (87).
- BYU is tied for the most MWC regular-season titles (four) with Utah.
- BYU is one of six MWC teams to win the MWC Tournament title.

LEE CUMMARD NAMED TO MWC 10TH ANNIVERSARY TEAM

PROVO, Utah (Oct. 13, 2008) - BYU senior guard Lee Cummard was one of 10 players named to the Mountain West Conference Men's Basketball 10th Anniversary Team. Cummard joins UNLV senior guard Wink Adams as the only two current players named to the team.

The team, announced by the MWC Monday, was selected by a combined panel of media, institutional and conference personnel and an on-line fan poll. In order to be eligible for consideration, candidates must have been an All-MWC First Team selection at least once in their careers.

The reigning MWC Player of the Year, Cummard leads a BYU team that has won back-to-back outright regular-season championships and holds the nation's top home victory streak at 47 games. The All-America candidate was the lone Cougar named to the team.

Anniversary teams will be chosen for each of the 19 conference-sponsored sports during the 2008-09 seasons in celebration of the Mountain West's 10th anniversary.

Player	Position	School	Years Played in MWC	All-Conference
Lee Cummard	Guard/Forward	BYU	2005-Present	2007-08
Jason Smith	Forward	Colorado St.	2004-07	2005-06, 2006-07
Ruben Douglas	Guard	New Mexico	2000-03	2001-02, 2002-03
Danny Granger	Forward	New Mexico	2003-05	2003-04, 2004-05
Brandon Heath	Guard	San Diego St.	2003-07	2005-06, 2006-07
Wink Adams	Guard	UNLV	2005-Present	2007-08
Marcus Banks	Guard	UNLV	2001-03	2002-03
Andrew Bogut	Center	Utah	2003-05	2004-05
Marcus Bailey	Forward	Wyoming	1999-03	2000-01, 2001-02
Josh Davis	Forward/Center	Wyoming	1999-02	1999-00, 2000-01

BYU IN THE MWC STATISTICAL RATINGS

MWC STATS	ALL	CONF	INDIVIDUAL	TOP BYU PLAYER - ALL	TOP BYU PLAYER - CONF.
Scoring Offense	2nd	-	Scoring	Lee Cummard - 2nd	-
Scoring Defense	4th	-	Rebounding	Jonathan Tavemari - 4th	-
Scoring Margin	1st	-	FG Percentage	Chris Miles - 1st	-
FT Percentage	4th	-	Assists	Jimmer Fredette - 4th	-
FG Percentage	1st	-	FT Percentage	Lee Cummard - 5th	-
FG Percentage Defense	3rd	-	Steals	Jonathan Tavemari - 2nd	-
3FG Percentage	3rd	-	3FG Percentage	Jonathan Tavemari - 10th	-
3FG Percentage Defense	2nd	-	3FG Made/Game	Jonathan Tavemari - 2nd	-
Rebounding Average	4th	-	Blocked Shots	James Anderson - 8th	-
Rebounds Allowed	2nd	-	Assist/TO Ratio	Jackson Emery - 1st	-
Rebounding Margin	1st	-	Offensive Rebounds	None	-
Blocked Shots	5th	-	Defensive Rebounds	Jonathan Tavemari - 2nd	-
Assists	1st	-			
Steals	2nd	-			
Turnover Margin	3rd	-			
Assist/Turnover Ratio	1st	-			
Offensive Rebounds	8th	-			
Defensive Rebounds	2nd	-			
3-FG Made/Game	2nd	-			



2008-09 BYU NUMERICAL ROSTER

NO.	NAME	POS.	HT.	WT.	YR.	EXP.	HOMETOWN (PREVIOUS SCHOOL)
1	Charles Abouo	G/F	6-5	210	Fr.	HS	Abidjan, Cote d'Ivoire (Brewster Academy)
2	Lamont Morgan, Jr.	G	5-10	170	Jr.	TR-RS	Pomona, Calif. (Saddleback CC)
4	Jackson Emery	G	6-3	185	So.	1L	Alpine, Utah (Lone Peak HS)
5	Archie Rose	G	6-5	210	Sr.	1L	Nassau, Bahamas (Lee College)
10	Michael Loyd, Jr.	G	6-1	170	So.	1L	Las Vegas, Nev. (Palo Verde HS)
15	James Anderson	F/C	6-10	230	Fr.	RS	Page, Ariz. (Page HS)
20	Matt Pinegar	G	6-0	190	Fr.	RS	Provo, Utah (Timpview HS)
30	Lee Cummard	G	6-7	190	Sr.	3L	Mesa, Ariz. (Mesa HS)
32	Jimmer Fredette	G	6-2	195	So.	1L	Glens Falls, N.Y. (Glens Falls HS)
34	Noah Hartsock	F	6-8	215	Fr.	HS	Bartlesville, Okla. (Bartlesville HS)
35	Michael Boswell	F	6-9	215	Fr.	HS	Aloha, Ore. (Aloha HS)
45	Jonathan Tavernari	F	6-6	215	Jr.	2L	Sao Bernardo, Brazil (Bishop Gorman HS)
53	Gavin MacGregor	F/C	6-10	240	Sr.	1L	Ridgecrest, Calif. (Burroughs HS)
54	Chris Miles	F/C	6-11	235	Jr.	2L	Provo, Utah (Timpview HS)

Head Coach: Dave Rose, 4th year (Houston, 1983)

Associate Head Coach: Dave Rice (UNLV, 1991)

Assistant Coaches: John Wardenburg (BYU, 1986); Terry Nashif (BYU, 2005)

Director of Basketball Operations: Tim LaComb (Utah, 2006)

Team Trainer: Robert Ramos (BYU, 1995)

PRONUNCIATION GUIDE

CHARLES ABOUO
a-BOO-oh

LEE CUMMARD
cuh-MAHRD

JIMMER FREDETTE
Frah-debt

JONATHAN TAVERNARI
tah-ver-NAHR-ee


TERRY NASHIF
NASH-if

ROBERT RAMOS
RAY-mus

2008-09 SEASON / CAREER HIGHS

#	PLAYER	POINTS	REBOUNDS	ASSISTS
1	ABOUO, Charles Career:	9 at Pepperdine, vs. North Florida, vs. Rice same	6 at Tulsa same	2 vs. Rice same
2	MORGAN, JR., Lamont Career:	10 vs. Rice same	3 vs. LBSU, at Pepperdine, at ISU same	4 vs. Rice same
4	EMERY, Jackson Career:	15 at Idaho State same	6 vs. Utah State, at Tulsa 6, 4 times, last at Tulsa (08-09)	9 vs. Pepperdine same
5	ROSE, Archie Career:	6 vs. Arizona State same	6 at Weber State same	1 vs. Boise State 2 at Long Beach State (07-08)
15	ANDERSON, James Career:	10 vs. Boise State same	7 vs. Boise State same	2 vs. Boise State same
20	PINEGAR, Matthew Career:	2 vs. North Florida same	2 vs. North Florida same	1 vs. North Florida same
30	CUMMARD, Lee Career:	36 vs. Long Beach State same	12 vs. North Florida 13 at UNLV (MWC Finals) (06-07)	6 vs. Utah State, vs. Arizona State 8 vs. Lamar, SUU (07-08)
32	FREDETTE, Jimmer Career:	23 vs. Boise State same	4 vs. Rice, at ISU 5 vs. Texas A&M-NCAA (07-08)	7 at Weber State same
34	HARTSOCK, Noah Career:	6 vs. Pepperdine same	5 vs. Rice same	2 vs. Cal Poly same
45	TAVERNARI, Jonathan Career:	25 vs. North Florida, vs. Portland 29 vs. No. 6 Louisville (07-08)	10 vs. Pepperdine, Cal Poly, at Tulsa 10, 5 times, last at Tulsa (08-09)	6 at Weber State same
53	MacGREGOR, Gavin Career:	7 vs. Utah State same	4 vs. North Florida same	1 vs. Rice, vs. Utah State 1 three times, last vs. Utah State (08-09)
54	MILES, Chris Career:	24 vs. Cal Poly same	7 at Tulsa 7 at CSU (04-05), at Tulsa (08-09)	4 vs. Portland 4, twice, last vs. Portland (08-09)





Since becoming head coach of the BYU Men's Basketball program on April 11, 2005, Dave Rose has guided the Cougars to an impressive array of on-the-court awards and accolades while his unassuming approach to service and the community has been recognized at the top of his profession.

Cougar fans have had plenty to "Rise and Shout" about with Rose at the helm. He has produced a three-year resume that is nearly unmatched. In fact, only eight other coaches have ever won more games in their first three seasons at the Division I level. Rose has returned BYU to the national stage with back-to-back appearances in the top-25 polls

and back-to-back NCAA Tournament berths. Under his tutelage, Rose's teams have not only broken into the top-25 rankings but also achieved the MWC's first-ever two-time outright league championships. Rose is the only BYU men's basketball coach to win conference coach-of-the-year honors in back-to-back seasons. He has also received district coach of the year accolades and honorable mention for national coach of the year. Another evidence of Rose's commitment to excellence is that his basketball program ranks in the top 10 percent nationally in multi-year NCAA Academic Progress Rate scores. As a result, the NCAA has honored BYU with Public Recognition awards in each of the past two seasons for their high academic achievement.

Rose first came to BYU as an assistant in 1997 to help newly hired head coach Steve Cleveland rebuild the Cougar program. Rose served eight seasons with Cleveland, including the last five as Associate Head Coach, before being promoted to BYU's head job. Rose played a vital role in rebuilding BYU's program from an inherited 1-25 team into a regular NCAA Tournament participant and 20-game winner. BYU has qualified for postseason play in eight of the past nine seasons, including five NCAA bids, while claiming four MWC titles. A strong evaluator of talent with a vast network of coaching connections across the country, Rose has a proven record as a top recruiter. He has been recognized as one of college basketball's top-25 recruiters as BYU has had multiple top-20 recruiting classes with Rose overseeing or coordinating its efforts. Ten recruits have earned conference newcomer honors or a major league award in their first season as a Cougar in the 11 years Rose has been in Provo.

- Jonathan Tavernari (2006-07 MWC Freshman of the Year)
- Trent Plaisted (2005-06 MWC Freshman of the Year, 2nd-team All-MWC)
- Mike Hall (2003-04 MWC Defensive Player of the Year, 3rd-team All-MWC)
- Rafael Araujo (2002-03 Newcomer of the Year, MWC media poll, 3rd-team All-MWC)
- Jared Jensen (2001-02 MWC Co-Freshman of the Year)
- Trent Whiting (2000-01 MWC Newcomer Team, 2nd-team All-MWC)
- Terrell Lyday (1999-2000 MWC Newcomer of the Year, All-Tournament Team)
- Mark Bigelow (1998-99 WAC Freshman of the Year, Newcomer Team, 2nd-team All-WAC)
- Mekeli Wesley (1997-98 WAC Newcomer Team)
- Ron Selleaze (1997-98 WAC Newcomer of the Year, Newcomer Team, 2nd-team All-WAC)

With 25 years of coaching experience, including 13 seasons as a head coach at the Division I, junior college, and high school levels, Rose has a proven record of constant success. Prior to coming to BYU as an assistant in 1997, Rose compiled a 167-57 record at Dixie State College (St. George, Utah). Before being promoted to the head coaching position at Dixie, Rose served as a Rebel assistant coach under Ken Wagner for three seasons. Rose coached multiple sports at Millard and Pine View high schools in Utah before joining the staff at Dixie.

Rose excelled in both baseball and basketball as a two-sport athlete at Dixie State College in St. George, Utah, before serving a full-time mission for The Church of Jesus Christ of Latter-day Saints in Manchester, England, from 1977-79. Upon returning home, he transferred to the University of Houston where he completed his degree and was a shooting guard and co-captain of the famous "Phi Slammas Jamma" team featuring Hakeem Olajuwon and Clyde Drexler. In 1983 his Houston team was ranked No. 1 nationally and finished as the national runner-up.

A native of Houston, Texas, Rose and his wife Cheryl have three children and two grandchildren. Currently the Honorary Chairman of the Children with Cancer Christmas Foundation, Rose works with his wife, Cheryl, and the team to annually serve and comfort local families who endure the challenges of raising a child who has cancer. Dave

and Cheryl are also actively involved in a variety of other service and community initiatives. In 2008, Rose was honored by the National Association of Basketball Coaches with its Game Pillar Award for Service, one of only four Pillar Awards (Education, Leadership, Service and Advocacy) that the Association annually bestows on the most deserving among its vast membership. In 2008, Rose also became the 63rd recipient of the Dale Rex Memorial Award given annually to the person who has done the most for amateur athletics in the state of Utah.

COMMENTING ON ROSE

"Dave Rose is one of the best coaches I have ever known. He is not only the best at preparing you to succeed against your opponent by preparing game plans but also the greatest motivator I have ever been around. He has a special way to communicate with the players and instill confidence that enables you to play at the highest level every game. When my career at BYU came to an end, he continued to help me choose an agent, go to NBA camps and NBA workouts and begin my professional career. He never stopped supporting and believing in me. I will always be grateful for what he has done for me and continues to do for me now."

– Travis Hansen, Former BYU Cougar and Atlanta Hawk, playing professionally in Russia

"I have never been around a coach who had a feel for what makes each player tick like Coach Rose. The game plans he prepared were usually right on, and if we executed them we won the game. He is a coach that you not only want to play for but also would sacrifice almost anything for. He has been one of the most influential people in my basketball career, and I will forever benefit from his lessons on basketball and life. I've never seen any other coach like him."

– Mark Bigelow, Former BYU Cougar, playing professionally in Spain

"Dave Rose has done an outstanding job of establishing BYU as one of the premier programs in the Western United States. He's an outstanding teacher of the game, and equally important, is an outstanding person who demands the most out of his players both on and off the court. He's a credit to the coaching profession, and BYU is very fortunate to have him as its coach."

– UCLA Head Coach Ben Howland

"I'm impressed with the preparation of BYU and the poise they demonstrate. That's definitely a credit to Dave Rose and his coaching staff. Rose looks young, but he's got a lot of experience. He's done a nice job as a head coach ... He has experience at the highest levels of college basketball, both as a player and a coach."

– ESPN Game Analyst Steve Lavin

WORTH NOTING

- Dave Rose has a .749 winning percentage as a college head coach (250-84), including an 11-1 (.917) record this season, a 27-8 (.771) mark last year and a 167-57 (.746) record in seven seasons at Dixie State College.
- Dave Rose was named the Mountain West Conference Coach of the Year each of his first two seasons, becoming the first-ever BYU men's basketball coach to win back-to-back league coach-of-the-year honors.
- BYU was the second-most improved team in the nation in 2005-06 under Rose and his coaching staff in their first season.
- The BYU coaching staff has more than 60 years of combined coaching experience.
- The BYU coaching staff has playing experience in NCAA Final Fours, including a National Championship.
- The BYU coaching staff has played with or coached 27 NBA players.

ROSE DIVISION I COACHING LEDGER

School	Season	Overall	MWC	MWC Tourney	NCAA/NIT
BYU	2005-06	20-9	12-4	0-1	0-1 NIT
BYU	2006-07	25-9	13-3	2-1	0-1 NCAA
BYU	2007-08	27-8	14-2	2-1	0-1 NCAA
BYU	2008-09	11-1	0-0	0-0	-
DIVISION I TOTAL		83-27 (.755)	39-9 (.813)	4-3 (.571)	0-3





CHARLES ABOUO
 6-5 • 210 • freshman • guard/forward
 Abidjan, Cote D'Ivoire

LAST OUTING: At Tulsa totaled one point, a career-high six rebounds, one assist and one steal.

TRACKING ABOUO IN 2008-09: At Tulsa totaled one point, a career-high six rebounds, one assist and one steal ... totaled two rebounds, one assist and one steal against Arizona State ... had three points and one steal in 19 minutes against Boise State ... scored two points and had one assist and one steal at Weber State ... scored three points on 3-of-4 shooting from the line and grabbed three rebounds at Idaho State ... had three points and tied his career high with four rebounds against Cal Poly ... tied his career high of nine points against Rice ... added two rebounds and a career-high two assists ... tied his career high with nine points on 4-of-6 shooting from the field against North Florida ... added a career-best four rebonds, one assist and one steal ... scored nine points while hitting one three and 6-for-6 from the free throw line at Pepperdine ... also grabbed two rebounds ... played eight minutes against Long Beach State ... grabbed two rebounds.

PLAYER SUMMARY: A versatile player, Abouo was the Utah 3A Player of the Year in 2007 out of Logan High School before playing for Brewster Academy last season, where he helped his team earn a 31-4 record. He is a good defender with a solid mid-range game and the ability to drive to the hoop or pull up and hit the three. His length and athleticism should make him a contributor for the Cougars this season.

PERSONAL: Parents are Ernest and Yvonne Abouo ... enjoys cooking, drawing, playing soccer, eating, sleeping and watching movies ... favorite food is his Mom's African cooking ... favorite book is Into Thin Air and favorite movie is Blue Streak ... played for the Utah Pump and Run AAU team with former BYU players Chris Collinsworth and Nick Marineau (both played in 2007-08 and are now serving two-year missions) ... also recruited by San Diego State, Wichita State, Utah State, Loyola, Montana, Tulsa and VCU ... open major.

Charles Abouo – 2008-09 Game-by-Game

Opponent	Date	GS	Min	TOTAL			3-PTS			REBOUNDS			PF	FO	A	TO	Blk	Stl	Pts	Avg		
				FG	FGA	Pct	3FG	FGA	Pct	FT	FTA	Pct									Off	Def
LONG BEACH STATE	11/14/08	8	0	0	.000	0	0	.000	0	0	.000	0	0	2.0	0	0	0	0	0	0.0		
at Pepperdine	11/18/08	13	1	2	.500	1	1	1.000	6	6	1.000	0	2	2.0	1	0	1	0	9	4.5		
NORTH FLORIDA	11/20/08	19	4	6	.667	0	0	.000	1	2	.500	0	4	2.7	1	0	1	0	1	6.0		
RICE	11/21/08	21	2	6	.333	1	2	.500	4	4	1.000	0	2	2.5	1	0	2	1	0	6.8		
CAL POLY	11/22/08	15	1	2	.500	0	1	.000	1	1	1.000	1	3	2.8	0	1	1	0	3	6.0		
at Idaho State	11-29-08	9	0	0	.000	0	0	.000	3	4	.750	0	3	2.8	0	0	1	0	0	5.5		
at Weber State	12-03-08	9	1	4	.250	0	2	.000	0	0	.000	2	0	2.7	0	1	1	0	2	5.0		
vs Utah State	12/06/08	3	0	1	.000	0	0	.000	0	0	.000	0	0	2.4	0	0	1	1	0	4.4		
BOISE STATE	12/10/08	19	1	2	.500	0	1	.000	1	4	.250	0	0	2.1	0	0	2	0	1	4.2		
PORTLAND PILOTS	12/13/08	9	0	0	.000	0	0	.000	1	2	.500	0	0	1.9	2	0	0	1	0	3.9		
vs Arizona State	12-20-08	11	0	0	.000	0	0	.000	0	0	.000	1	1	1.9	4	0	1	0	1	3.5		
at Tulsa	12/30/08	25	0	1	.000	0	0	.000	1	2	.500	1	5	2.3	1	0	1	2	1	3.3		
Totals		0	161	10	24	.417	2	7	.286	18	25	.720	5	22	2.3	10	0	8	10	2	40	3.3

Games played: 12
 Minutes/game: 13.4
 Points/game: 3.3
 FG Pct: 41.7
 3FG Pct: 28.6
 FT Pct: 72.0

Rebounds/game: 2.3
 Assists/game: 0.7
 Turnovers/game: 0.8
 Assist/turnover ratio: 0.8
 Steals/game: 0.3
 Blocks/game: 0.2

CAREER HIGHS:

POINTS: 9 at Pepp (2008), vs. UNF (2008), vs. Rice (2008)
 FG MADE: 4 vs. UNF (2008)
 FG ATT: 6 vs. UNF (2008), vs. Rice (2008)
 FG %: .667 (4-6) vs. UNF (2008)
 3FG MADE: 1 at Pepperdine (2008)
 3FG ATT: 2 at Pepperdine (2008), vs. Rice (2008), at Weber State (2008)
 3FG %: -
 FT MADE: 6 at Pepperdine (2008)
 FT ATT: 6 at Pepperdine (2008)
 FT %: 1.000 (6/6) at Pepperdine (2008)
 REB: 4 vs. UNF (2008), vs. Cal Poly (2008)
 ASSISTS: 2 vs. Rice (2008)
 BLOCKS: 1 at Pepperdine (2008), vs. Utah State
 STEALS: 1 vs. UNF (2008)
 MINUTES: 21 vs. Rice (2008)

SEASON-HIGH POINTS:

First Half: 3 vs. Cal Poly
 Second Half: 9 at Pepperdine, vs. UNF
 Game: 9 at Pepperdine, vs. UNF
Percentage Minimums – 4 FG, 2 3FG, 3 FT Made



LAMONT MORGAN, JR.

5-10 • 170 • junior • guard
Pomona, Calif.

LAST OUTING: Tallied two points and one rebound at Tulsa.

TRACKING MORGAN, JR. IN 2008-09: Hit 3-for-3 from the field, including 2-of-2 from downtown, against Boise State for eight points ... added two rebounds, two assists and one steal against the Broncos ... scored nine points and hit 4-of-4 from the line at Weber State ... also had two rebounds, one assist and a steal against the Wildcats ... had two points, three rebounds and one assist at Idaho State ... had three points, one rebound, one steal and one assist against Cal Poly ... scored a career-best 10 points on 3-of-5 shooting from the field and 2-of-2 shooting from downtown against Rice ... added career highs of four assists and two steals ... scored four points — a career high — and had two assists and one steal against Long Beach State ... had three rebounds, two assists and one steal off the bench at Pepperdine. ... started and played 24 minutes against Long Beach State ... tallied three rebounds, two assists and on steal.

PLAYER SUMMARY: Described as a lightning quick point guard, junior Lamont Morgan, Jr. is expected to immediately contribute after transferring from Saddleback Community College in Mission Viejo, Calif. A highly successful junior college program, SCC advanced to the state semifinal game in 2007 behind the play of Morgan, who started every game at the point and averaged 4.4 assists per contest. In addition to his ball-handling abilities, Morgan will also be counted on for his leadership and court vision.

PERSONAL: Has one brother and one sister ... enjoys listening to music, dancing, hanging out with his brothers and writing poetry ... favorite actor is Denzel Washington ... favorite movie is Love and Basketball ... favorite food is soul food ... sports heroes are Michael Jordan and

Kobe Bryant and non-sports hero is his Mom ... leisure services major.

Lamont Morgan, Jr. – 2008-09 Game-by-Game

Opponent	Date	GS	Min	TOTAL			3PTS			FT	FTA	Pct	REBOUNDS			PF	FO	A	TO	Blk	Stl	Pts	Avg	
				FG	FGA	Pct	3FG	3GA	Pct				Off	Def	Tot									Avg
LONG BEACH STATE	11/14/08	*	24	0	3	.000	0	3	.000	0	0	.000	1	2	3	3.0	0	0	2	1	0	1	0	0.0
at Pepperdine	11/18/08		19	0	2	.000	0	1	.000	0	0	.000	0	3	3	3.0	4	0	2	0	0	1	0	0.0
NORTH FLORIDA	11/20/08		22	1	5	.200	0	3	.000	2	3	.667	0	1	1	2.3	3	0	2	4	0	0	4	1.3
RICE	11/21/08		24	3	5	.600	2	2	1.000	2	3	.667	0	0	0	1.8	0	4	4	0	2	10	3.5	
CAL POLY	11/22/08		14	1	3	.333	0	0	.000	1	1	1.000	0	1	1	1.6	1	0	1	3	0	1	3	3.4
at Idaho State	11-29-08		14	0	0	.000	0	0	.000	2	4	.500	1	2	3	1.8	3	0	1	1	0	0	2	3.2
at Weber State	12-03-08		27	2	7	.286	1	3	.333	4	4	1.000	1	1	2	1.9	1	0	1	1	0	1	9	4.0
vs Utah State	12/06/08		18	0	2	.000	0	0	.000	0	0	.000	0	1	1	1.8	0	0	1	0	0	0	0	3.5
BOISE STATE	12/10/08		18	3	3	1.000	2	2	1.000	0	2	.000	0	2	2	1.8	0	0	2	4	0	1	8	4.0
PORTLAND PILOTS	12/13/08		19	3	4	.750	1	1	1.000	0	0	.000	0	1	1	1.7	1	0	1	1	0	0	7	4.3
vs Arizona State	12-20-08		10	0	0	.000	0	0	.000	0	0	.000	0	2	2	1.7	1	0	0	3	0	1	0	3.9
at Tulsa	12/30/08		9	1	1	1.000	0	0	.000	0	0	.000	0	1	1	1.7	0	0	0	2	0	0	2	3.8
Totals			1 218	14	35	.400	6	15	.400	11	17	.647	3	17	20	1.7	14	0	16	25	0	8	45	3.8

Games played: 12
Minutes/game: 18.2
Points/game: 3.8
FG Pct: 40.0
3FG Pct: 40.0
FT Pct: 64.7

Rebounds/game: 1.7
Assists/game: 1.3
Turnovers/game: 2.1
Assist/turnover ratio: 0.6
Steals/game: 0.7

CAREER HIGHS:

POINTS: 10 vs. Rice (2008)
FG MADE: 3 vs. Rice (2008), vs. Boise State (2008), vs. Portland (2008)
FG ATT: 7 at Weber State (2008)
FG %: .750 (3-4) vs. Portland (2008)
3FG MADE: 2 vs. Rice (2008), vs. Boise State (2008)
3FG ATT: 3 vs. LBSU (2008), vs. UNF (2008), at Weber State (2008)
3FG %: 1.000 (2/2) vs. Rice, vs. Boise State (2008)
FT MADE: 4 at Weber State (2008)
FT ATT: 4 at Weber State (2008)
FT %: 1.000 (4/4) at Weber State (2008)
REB: 3 vs. LBSU (2008), at Pepperdine (2008), at ISU (2008)
ASSISTS: 4 vs. Rice (2008)
BLOCKS: -
STEALS: 2 vs. Rice (2008)
MINUTES: 27 at Weber State (2008)

SEASON-HIGH POINTS:

First Half: 7 at Weber State (2008)
Second Half: 4 vs. UNF, vs. Rice (2008)
Game: 10 vs. Rice (2008)
Percentage Minimums -
4 FG, 2 3FG, 3 FT Made



JACKSON EMERY
 6-3 • 185 • sophomore • guard
 Alpine, Utah

LAST OUTING: Scored five points and tied a career high with six rebounds at Tulsa ... hit a three for the 10th-straight game.

TRACKING EMERY IN 2008-09: Scored five points and tied a career high with six rebounds at Tulsa ... hit a three for the 10th-straight game ... totaled five points, three rebounds, three assists and two steals against Arizona State ... scored 10 points on 3-of-5 shooting and had five rebounds, four assists and one block against Portland ... hit 2-of-3 from downtown and 2-of-2 from the free throw line against the Pilots ... has hit at least one three in the last eight games ... scored 14 points on 5-of-7 shooting from the field, 2-of-4 shooting from downtown and 2-of-2 shooting from the free throw line against Boise State ... added two rebounds, two assists and two steals against the Broncos ... against Utah State at Energy Solutions Arena scored nine points, tied his career highs with six rebounds and one block and set a new career high with five steals ... also set career highs in minutes played, free throws made (4) and free throws attempted (8) ... hit 2-of-3 from downtown at Weber State for six points ... added two rebounds, two assists and two steals against the Wildcats ... against Idaho State scored a career-high 15 points on 6-of-9 shooting from the field and 2-of-4 shooting from three-point range ... added four rebounds, two assists and a career-high three steals ... had nine points, three rebounds, three assists, one steal and one block against Cal Poly ... hit 3-of-3 from the field ... scored eight points on 3-of-4 shooting, including 2-of-3 on threes, against Rice ... added five rebounds and three assists ... scored eight points and handed out five assists in 23 minutes against North Florida ... scored nine points and dished out a career-best nine assists at Pepperdine ... added two steals and two rebounds while hitting 3-of-5 from the field and from

the free throw line ... scored three points to go with five rebounds and three assists against Long Beach State ... completed a three-point play with 12:12 remaining in the second half to give BYU a 43-42 lead.

PLAYER SUMMARY: Known for his competitiveness and clutch play, Jackson Emery is a quick player and solid defender with outstanding leaping ability. A good shooter from long range, he also has the athleticism and creativity to convert inside when going to the basket. He has the ability to contribute in his first season after being named the top player in Class 4A from the state of Utah in 2005.

PERSONAL: Born in June 1987 in Salt Lake City, Utah ... parents are Derek and Patti Emery ... has two brothers, Nick and Alex, and one sister, Annie ... married Chereese Creer in fall 2008 ... sports hero Michael Jordan ... began playing basketball with his dad as a child ... enjoys March Madness and reading Harry Potter ... recruited by Utah, Princeton, Air Force, Utah State, Weber State, Snow College, Westminster, UVSC and Dixie State College ... undecided major.

Jackson Emery – 2008-09 Game-by-Game

Opponent	Date	GS	Min	TOTAL		3-PTS		REBOUNDS											Pct	Avg					
				FG	FGA	Pct	3FG	FGA	Pct	FT	FTA	Pct	Off	Def	Tot	Avg	PF	FO			A	TO	Blk	Stl	Pts
LONG BEACH STATE	11/14/08	*	33	1	5	.200	0	3	.000	1	1	1.000	0	5	5	5.0	1	0	3	2	0	0	3	3.0	
at Pepperdine	11/18/08	*	27	3	5	.600	0	2	.000	3	5	.600	0	2	2	3.5	2	0	9	4	0	2	9	6.0	
NORTH FLORIDA	11/20/08	*	23	3	4	.750	2	3	.667	0	0	.000	0	1	1	2.7	0	0	5	1	0	0	8	6.7	
RICE	11/21/08	*	25	3	4	.750	2	3	.667	0	0	.000	0	5	5	3.3	2	0	3	0	0	0	8	7.0	
CAL POLY	11/22/08	*	33	3	3	1.000	1	1	1.000	2	2	1.000	0	3	3	3.2	3	0	3	1	1	1	9	7.4	
at Idaho State	11-29-08	*	31	6	9	.667	2	4	.500	1	1	1.000	0	4	4	3.3	5	1	2	2	0	3	15	8.7	
at Weber State	12-03-08	*	19	2	3	.667	2	3	.667	0	0	.000	0	2	2	3.1	3	0	2	0	0	2	6	8.3	
vs Utah State	12/06/08	*	37	2	5	.400	1	2	.500	4	8	.500	1	5	6	3.5	1	0	3	0	1	5	9	8.4	
BOISE STATE	12/10/08	*	21	5	7	.714	2	4	.500	2	2	1.000	0	2	2	3.3	2	0	2	1	0	2	14	9.0	
PORTLAND PILOTS	12/13/08	*	32	3	5	.600	2	3	.667	2	2	1.000	0	5	5	3.5	4	0	4	3	1	0	10	9.1	
vs Arizona State	12-20-08	*	31	2	8	.250	1	6	.167	0	0	.000	0	3	3	3.5	5	1	3	0	0	2	5	8.7	
at Tulsa	12/30/08	*	19	2	5	.400	1	3	.333	0	0	.000	0	6	6	3.7	0	0	1	0	1	0	5	8.4	
Totals			12	331	35	63	.556	16	37	.432	15	21	.714	1	43	44	3.7	28	2	40	14	4	17	101	8.4

Games played: 12
 Minutes/game: 27.6
 Points/game: 8.4
 FG Pct: 55.6
 3FG Pct: 43.2
 FT Pct: 71.4

Rebounds/game: 3.7
 Assists/game: 3.3
 Turnovers/game: 1.2
 Assist/turnover ratio: 2.9
 Steals/game: 1.4
 Blocks/game: 0.3

CAREER HIGHS:

POINTS: 15 at ISU (2008)
 FG MADE: 6 at ISU (2008)
 FG ATT: 9 at ISU (2008)
 FG %: .750 (3-4) vs. UNF (2008), vs. Rice
 3FG MADE: 3 at Wyoming (2006)
 3FG ATT: 6 vs. Arizona State (2008)
 3FG %: 1.000 (2-2) vs. NKU (2006)
 FT MADE: 4 vs. Utah State (2008)
 FT ATT: 8 vs. Utah State (2008)
 FT %: .600 (3-5) at Pepperdine (2008)
 REB: 6 vs. NKU (2006), vs. Utah State (2008)
 ASSISTS: 9 at Pepperdine
 BLOCKS: 1 (10 times) last vs. Portland (2008)
 STEALS: 5 vs. Utah State (2008)
 MINUTES: 37 vs. Utah State (2008)

SEASON-HIGH POINTS:

First Half: 8 vs. Rice, vs. Portland
 Second Half: 10 vs. Boise State
 Game: 15 at ISU

Percentage Minimums –
 4 FG, 2 3FG, 3 FT Made

EMERY YEAR-BY-YEAR BYU STATS

YEAR	GP	GS	MIN	AVG	FG	FGA	PCT	3FG	FGA	PCT	FT	FTA	PCT	OFF	DEF	TOT	AVG	PF	FO	A	AVG	TO	BLK	STL	PTS	AVG
2005-06	29	6	279	9.6	28	70	.400	13	43	.302	10	13	.769	14	27	41	1.5	38	1	19	0.7	19	7	10	79	2.8
Total	29	6	279	9.6	28	70	.400	13	43	.302	10	13	.769	14	27	41	1.5	38	1	19	0.7	19	7	10	79	2.8





ARCHIE ROSE
 6-5 • 210 • senior • guard
 Nassau, Bahamas

LAST OUTING: Had one rebound at Tulsa.

TRACKING ROSE IN 2008-09: Against Arizona State set a new career high with six points while grabbing five rebounds ... hit a three-pointer (his first of the season) and 3-of-4 from the free throw line ... against Portland set career highs in points (5), free throws made (5), free throws attempted (6) and free throw percentage (.833) ... also had two rebounds against the Pilots ... saw a career-high 15 minutes of action against Boise State ... had two points, five rebounds, one assists and one steal ... saw his first action of the season at Weber State ... grabbed a career-high six rebounds in nine minutes against the Wildcats.

PLAYER SUMMARY: A 6-foot-5 senior guard/forward, Archie Rose came to BYU with three years of experience at the junior college level with stints at Northeastern Colorado Junior College (Sterling, Colo.) and Lee College (Baytown, Texas). A terrific outside shooter, Rose is a talented scorer who adds depth on the wing for the Cougars. He played in 20 games for BYU as a junior.

PERSONAL: Mom is Debra Rose ... his uncle, Lynden Rose, played basketball with BYU head coach Dave Rose at Houston ... enjoys sleeping, video games and diving ... favorite food is sushi ... favorite book is Street Lawyer ... favorite movie is Finding Forester ... also recruited by Texas A&M, Oklahoma State, LSU, Virginia Tech, Oklahoma, Texas Tech, Miami, Georgia Southern, Houston and Nebraska ... sociology major.

Archie Rose – 2008-09 Game-by-Game

Opponent	Date	GS	Min	TOTAL			3PTS			FT		REBOUNDS					PF	FO	A	TO	Blk	Stl	Pts	Avg
				FG	FGA	Pct	3FG	FGA	Pct	FT	FTA	Pct	Off	Def	Tot	Avg								
LONG BEACH STATE at Pepperdine	Did Not Play																							
NORTH FLORIDA	Did Not Play																							
RICE	Did Not Play																							
CAL POLY at Idaho State	Did Not Play																							
at Weber State	12-03-08		9	0	1	.000	0	0	.000	0	1	.000	1	5	6	6.0	1	0	0	0	0	0	0	0.0
vs Utah State	12/06/08		1	0	0	.000	0	0	.000	0	0	.000	0	0	0	3.0	0	0	0	0	0	0	0	0.0
BOISE STATE	12/10/08		15	1	2	.500	0	0	.000	1	2	.500	2	3	5	3.7	2	0	1	0	0	1	3	1.0
PORTLAND PILOTS	12/13/08		9	0	1	.000	0	0	.000	5	6	.833	2	0	2	3.3	2	0	0	0	0	1	5	2.0
vs Arizona State	12-20-08		6	1	2	.500	1	1	1.000	3	4	.750	2	3	5	3.6	2	0	0	1	0	0	6	2.8
at Tulsa	12/30/08		4	0	0	.000	0	0	.000	0	0	.000	0	1	1	3.2	0	0	0	1	0	0	0	2.3
Totals		0	44	2	6	.333	1	1	1.000	9	13	.692	7	12	19	3.2	7	0	1	2	0	2	14	2.3

Games played: 6
 Minutes/game: 7.3
 Points/game: 2.3
 FG Pct: 33.3
 3FG Pct: 100.0
 FT Pct: 69.2

Rebounds/game: 3.2
 Assists/game: 0.2
 Turnovers/game: 0.3
 Assist/turnover ratio: 0.5
 Steals/game: 0.3

CAREER HIGHS:

POINTS: 6 vs. Arizona State (2008)
 FG MADE: 1 (8 times) last vs. Arizona State (2008)
 FG ATT: 4 vs. LMU (2008)
 FG %: -
 3FG MADE: 1 vs. SUU (2008), vs. Arizona State (2008)
 3FG ATT: 2 vs. LMU (2008)
 3FG %: -
 FT MADE: 5 vs. Portland (2008)
 FT ATT: 6 vs. Portland (2008)
 FT %: .833 (5-6) vs. Portland (2008)
 REB: 6 at Weber State (2008)
 ASSISTS: 2 at LBSU (2008)
 BLOCKS: 1 vs. UNM (2008)
 STEALS: 1 at LBSU, Portland (2008), vs. Boise State (2008)
 MINUTES: 15 vs. Boise State (2008)

SEASON-HIGH POINTS:


First Half: 4 vs. Arizona State
 Second Half: 5 vs. Portland
 Game: 6 vs. Arizona State

Percentage Minimums -
 4 FG, 2 3FG, 3 FT Made

ROSE YEAR-BY-YEAR BYU STATS

YEAR	GP	GS	MIN	AVG	FG	FGA	PCT	3FG	FGA	PCT	FT	FTA	PCT	OFF	DEF	TOT	AVG	PF	FO	A	AVG	TO	BLK	STL	PTS	AVG
2007-08	20	0	73	3.7	7	17	.412	1	8	.125	2	9	.222	3	12	15	0.8	15	0	7	0.4	12	1	3	17	0.9
Total	20	0	73	3.7	7	17	.412	1	8	.125	2	9	.222	3	12	15	0.8	15	0	7	0.4	12	1	3	17	0.9





JAMES ANDERSON
 6-10 • 230 • freshman • forward/center
 Page, Ariz.

LAST OUTING: Had one assist against Portland.

TRACKING ANDERSON IN 2008-09: Against Boise State set career highs in minutes played (27), points (10), rebounds (7), assists (2), blocks (5), steals (2), field goals made (4) and field goals attempted (7) ... also set career highs in free throws made (2) and attempted (5) ... at Weber State hit a career-best 3-of-4 from the field for a career-high six points ... played a career-high 10 minutes ... had one rebound at Idaho State ... grabbed one rebound against Cal Poly ... scored a career-best four points on 2-of-3 shooting against Rice while grabbing two rebounds ... registered career highs of two points, five rebounds and three blocks against North Florida ... saw eight minutes of playing time at Pepperdine, the first action of his career ... grabbed one offensive rebound.

PLAYER SUMMARY: A 6-foot-10 forward/center from Page, Ariz., Anderson is known for his athleticism, hard work and ability to run the floor. The McDonald's High School All-America nominee redshirted last season after returning from a two-year mission for The Church of Jesus Christ of Latter-day Saints to Guatemala City.

PERSONAL: Parents are Aaron and Julie Anderson ... has three sisters ... served a two-year mission for The Church of Jesus Christ of Latter-day Saints in the Guatemala City North Mission from May 2005 to May 2007 ... favorite food is lasagna ... enjoys March Madness, boating and playing the guitar ... sports hero is Michael Jordan ... also recruited by Oregon State and Wyoming ... open major.

James Anderson – 2008-09 Game-by-Game

Opponent	Date	GS	Min	TOTAL			3PTS			REBOUNDS			PF	FO	A	TO	Blk	Stl	Pts	Avg					
				FG	FGA	Pct	3FG	FGA	Pct	FT	FTA	Pct									Off	Def	Tot	Avg	
LONG BEACH STATE	11/18/08	Did Not Play																							
at Pepperdine	11/18/08		8	0	0	.000	0	0	.000	0	0	.000	1	0	1	1.0	0	0	0	0	0.0				
NORTH FLORIDA	11/20/08		8	1	2	.500	0	0	.000	0	0	.000	2	3	5	3.0	3	0	0	3	2	1.0			
RICE	11/21/08		8	2	3	.667	0	0	.000	0	0	.000	1	1	2	2.7	2	0	0	0	0	4	2.0		
CAL POLY	11/22/08		7	0	1	.000	0	0	.000	0	0	.000	0	1	1	2.3	2	0	0	0	0	1.5			
at Idaho State	11-29-08		7	0	1	.000	0	0	.000	0	0	.000	0	1	1	2.0	2	0	0	0	0	1.2			
at Weber State	12-03-08		10	3	4	.750	0	0	.000	0	0	.000	1	0	1	1.8	3	0	0	0	0	6	2.0		
vs Utah State	12/06/08		2	0	0	.000	0	0	.000	0	0	.000	0	0	0	1.6	2	0	0	0	0	1.7			
BOISE STATE	12/10/08		27	4	7	.571	0	0	.000	2	5	.400	2	5	7	2.3	3	0	2	0	5	2	10	2.8	
PORTLAND PILOTS	12/13/08		6	0	1	.000	0	0	.000	0	0	.000	0	0	0	2.0	1	0	1	1	0	0	2	2.4	
vs Arizona State	Did Not Play																								
at Tulsa	Did Not Play																								
Totals			0	83	10	19	.526	0	0	.000	2	5	.400	7	11	18	2.0	18	0	3	1	8	2	22	2.4

Games played: 9
 Minutes/game: 9.2
 Points/game: 2.4
 FG Pct: 52.6
 FT Pct: 40.0

Rebounds/game: 2.0
 Assists/game: 0.3
 Turnovers/game: 0.1
 Assist/turnover ratio: 3.0
 Steals/game: 0.2
 Blocks/game: 0.9

CAREER HIGHS:

POINTS: 10 vs Boise State (2008)
 FG MADE: 4 vs Boise State (2008)
 FG ATT: 7 vs Boise State (2008)
 FG %: .750 (3-4) at Weber State (2008)
 3FG MADE: -
 3FG ATT: -
 3FG %: -
 FT MADE: 2 vs Boise State (2008)
 FT ATT: 5 vs Boise State (2008)
 FT %: .400 (2-5) vs Boise State (2008)
 REB: 7 vs Boise State (2008)
 ASSISTS: 2 vs Boise State (2008)
 BLOCKS: 5 vs Boise State (2008)
 STEALS: 2 vs Boise State (2008)
 MINUTES: 27 vs. Boise State (2008)

SEASON-HIGH POINTS:

First Half: 2 at Weber State, vs BSU
 Second Half: 8 vs. Boise State
 Game: 10 vs. Boise State

Percentage Minimums -
 4 FG, 2 3FG, 3 FT Made



MATTHEW PINEGAR
 6-0 • 190 • freshman • guard
 Provo, Utah

LAST OUTING: Played two minutes against Portland.

TRACKING PINEGAR IN 2008-09: Registered a steal against Rice ... scored his first career points to go with two rebounds and one assist against North Florida ... saw three minutes of playing time at Pepperdine, the first action of his career.

PLAYER SUMMARY: An athletic combo guard, Matthew Pinegar is a good shooter known for his competitive drive and scoring ability. The two-time first-team all-state honoree redshirted last season after returning from a mission for The Church of Jesus Christ of Latter-day Saints.

BEFORE BYU: McDonald's High School All-America nominee ... helped his team win the region championship as a senior before falling in the state quarterfinals ... averaged 16 points, three assists and two steals per game ... named 4A first-team all-state as a junior and senior ... also earned Utah Valley MVP and Valley Player of the Year as a junior ... helped his team win the state 4A title posting 13.8 points, 4.0 assists and 2.3 steals per game as a junior ... was the only freshman on the varsity team in 200-01 ... coached by Perry Wildeboer ... also active in a capella club ... played for the Utah Heat AAU club under head coach Chris Jones.

PERSONAL: Parents are Steven and Lisa Pinegar ... grandfather Ed Pinegar played at BYU in the 1950's and father Steven played at Utah State in the late 1970's ... has six sisters and two brothers ... served a mission for The Church of Jesus Christ of Latter-day Saints to the

Canada Toronto East Mission from 2005-07 ... enjoys wakeboarding, driving, playing the piano and movies ... also recruited by Utah State ... social work major.

Matthew Pinegar – 2008-09 Game-by-Game

Opponent	Date	GS	Min	TOTAL			3PTS			REBOUNDS			PF	FO	A	TO	Blk	Stl	Pts	Avg					
				FG	FGA	Pct	3FG	FGA	Pct	FT	FTA	Pct									Off	Def	Tot	Avg	
LONG BEACH STATE	Did Not Play																								
at Pepperdine	11/18/08		3	0	1	.000	0	1	.000	0	0	.000	0	0	0	0	0	0	0	0	0.0				
NORTH FLORIDA	11/20/08		14	1	2	.500	0	1	.000	0	0	.000	0	2	2	1.0	0	0	1	0	0	2	1.0		
RICE	11/21/08		9	0	1	.000	0	1	.000	0	0	.000	0	0	0	0.7	0	0	0	1	0	1	0	0.7	
CAL POLY	Did Not Play																								
at Idaho State	11-29-08		1	0	1	.000	0	1	.000	0	0	.000	0	0	0	0.5	0	0	0	0	0	0	0	0.5	
at Weber State	12-03-08		3	0	0	.000	0	0	.000	0	0	.000	0	0	0	0.4	0	0	0	0	0	0	0	0.4	
vs Utah State	Did Not Play																								
BOISE STATE	12/10/08		5	0	1	.000	0	1	.000	0	0	.000	0	0	0	0.3	0	0	0	0	0	0	0	0.3	
PORTLAND PILOTS	12/13/08		2	0	0	.000	0	0	.000	0	0	.000	0	0	0	0.3	0	0	0	1	0	0	0	0.3	
vs Arizona State	Did Not Play																								
at Tulsa	Did Not Play																								
Totals			0	37	1	6	.167	0	5	.000	0	0	.000	0	2	2	0.3	1	0	1	4	0	1	2	0.3

Games played: 7
 Minutes/game: 5.3
 Points/game: 0.3
 FG Pct: 16.7
 3FG Pct: 0.0

 Rebounds/game: 0.3
 Assists/game: 0.1
 Turnovers/game: 0.6
 Assist/turnover ratio: 0.3
 Steals/game: 0.1


CAREER HIGHS:

POINTS: 2 vs. UNF (2008)
 FG MADE: 1 vs. UNF (2008)
 FG ATT: 2 vs. UNF (2008)
 FG %: -
 3FG MADE: -
 3FG ATT: 1 vs. UNF (2008)
 3FG %: -
 FT MADE: -
 FT ATT: -
 FT %: -
 REB: 2 vs. UNF (2008)
 ASSISTS: 1 vs. UNF (2008)
 BLOCKS: -
 STEALS: 1 vs. Rice (2008)
 MINUTES: 14 vs. UNF (2008)

SEASON-HIGH POINTS:

First Half: N/A
 Second Half: 2 vs. UNF
 Game: 2 vs. UNF

Percentage Minimums -
 4 FG, 2 3FG, 3 FT Made



LEE CUMNARD
6-7 • 185 • senior • guard
Mesa, Ariz.

LAST OUTING: At Tulsa scored 26 points in 31 minutes on 9-of-13 shooting from the field and 8-of-10 shooting from the free throw line ... scored a season-best 17 points in the second half, including BYU's final seven points ... added two rebounds, two assists and one block.

TRACKING CUMNARD IN 2008-09: Named to Wooden Award and Naismith Award preseason watch lists ... at Tulsa scored 26 points in 31 minutes on 9-of-13 shooting from the field and 8-of-10 shooting from the free throw line ... scored a season-best 17 points in the second half, including BYU's final seven points against the Golden Hurricane ... added two rebounds, two assists and one block ... scored 13 points to go with six rebounds and six assists (tying a season high) against Arizona State ... completed a four-point play in the second half against the Sun Devils ... added one block and one steal ... recorded 12 points, eight rebounds and five assists against Portland ... hit 4-of-8 from the field and 4-of-5 from the line against the Pilots ... scored 20 points and had seven rebounds, four assists and one block against Boise State ... hit both attempts from downtown and was 6-of-6 from the free throw line ... against Utah State at Energy Solutions Arnea dished out a season-high six assists and scored six points ... shot a career-best 12-of-13 (.923) from the field while hitting 3-of-4 from downtown and 3-of-4 from the free throw line for 30 points against Weber State ... also had three assists and four rebounds ... scored 17 points and had four rebounds, three assists, one block and a season-high three steals at Idaho State ... shot 13-of-17 from the field while scoring 28 points against Cal Poly ... scored a season-high 15 second half points ... added nine rebounds and two assists ... hit 5-of-7 from the field and 2-of-3 from downtown for 13 points ... added three assists and one block ... grabbed a season-high 12 rebounds — including four offensive boards — while scoring seven points against North Florida ... at Pepperdine had 13 points on 5-of-9 shooting while contributing five rebounds, one assist and two blocks ... dropped a career-high 36 points on Long Beach State in the season opener ... added 11 rebounds, four blocks, four assists and two steals while hitting 13-of-16 from the field, 3-of-4 on threes and 7-of-7 from the free throw line.

PLAYER SUMMARY: A 6-foot-7 guard from Mesa, Ariz., Cumnard was the Mountain West Conference Co-Player of the Year and received Associated Press All-America honorable mention this past season. The do-everything junior swingman led the Cougars in scoring (15.8), field-goal percentage (.569), three-point percentage (.493) and blocked shots (1.0) while ranking second in rebounds (6.3), assists (3.5), steals (0.9) and free-throw percentage (.857). Known as a fierce competitor and all-around contributor, Cumnard also led the team in shooting, steals and minutes while ranking second in assists and blocks and third in scoring and rebounds as a sophomore. A three-year starter and top perimeter defender, Cumnard has good ball-handling skills, excellent shooting range and the toughness to rebound and finish in traffic. He has helped the Cougars achieve a 72-26 (.735) record and three straight post-season invitations, including NCAA Tournament bids the last two years. Under the tutelage of third-year BYU coach Dave Rose, Cumnard and the Cougars have earned recognition in the top-25 rankings during each of the past two seasons while becoming the first MWC team to achieve back-to-back outright MWC championships. The Cougars defeated No. 6 Louisville and earned a 27-8 record in 2007-08, the second-most wins in school history.

NOTABLE: AP All-America Honorable Mention ... NABC and USBWA All-District ... 2008 MWC Co-Player of the Year and All-MWC First Team ... 2008 MWC All-Tournament Team ...

PERSONAL: Parents are David and Cheryl Cumnard ... has five brothers ... he and his wife Sarah have one son ... sports hero is Michael Jordan ... served a mission for The Church of Jesus Christ of Latter-day Saints in Nashville, Tenn., in 2004 ... recruited by Arizona State, UCLA, Oregon, Oregon State, Stanford, Iowa State, Utah State, Utah, New Mexico, Miami, Gonzaga, Oklahoma State, San Diego State and Texas Tech ... management major.

Lee Cumnard – 2008-09 Game-by-Game

Opponent	Date	GS	Min	TOTAL			3PTS		FT	FTA	Pct	REBOUNDS			PF	FO	A	TO	Blk	Stl	Pts	Avg			
				FG	FGA	Pct	3FG	3FGA				Pct	Off	Def									Tot	Avg	
LONG BEACH STATE	11/14/08	*	36	13	16	.813	3	4	.750	7	7	1.000	4	7	11	11.0	2	0	4	1	4	2	36	36.0	
at Pepperdine	11/18/08	*	29	5	9	.556	0	4	.000	3	3	1.000	3	2	5	8.0	3	0	1	2	0	2	13	24.5	
NORTH FLORIDA	11/20/08	*	26	3	11	.273	1	3	.333	0	0	.000	4	8	12	9.3	1	0	1	2	0	1	7	18.7	
RICE	11/21/08	*	21	5	7	.714	2	3	.667	1	1	1.000	0	1	1	7.3	4	0	3	0	1	0	13	17.3	
CAL POLY	11/22/08	*	37	13	17	.765	1	2	.500	1	2	.500	2	7	9	7.6	1	0	2	7	0	0	28	19.4	
at Idaho State	11/29/08	*	35	6	11	.545	1	3	.333	4	6	.667	2	2	4	7.0	4	0	3	1	1	3	17	19.0	
at Weber State	12/03/08	*	31	12	13	.923	3	4	.750	3	4	.750	0	4	4	6.6	2	0	3	1	0	0	30	20.6	
vs Utah State	12/06/08	*	27	2	9	.222	1	2	.500	1	1	1.000	0	1	1	5.9	5	1	6	4	0	1	6	18.8	
BOISE STATE	12/10/08	*	25	6	15	.400	2	2	1.000	6	6	1.000	3	4	7	6.0	1	0	4	1	1	0	20	18.9	
PORTLAND PILOTS	12/13/08	*	30	4	8	.500	0	2	.000	4	5	.800	2	6	8	6.2	3	0	5	0	0	0	12	18.2	
vs Arizona State	12/20/08	*	33	4	8	.500	2	4	.500	3	5	.600	2	4	6	6.2	3	0	6	2	1	1	13	17.7	
at Tulsa	12/30/08	*	31	9	13	.692	0	2	.000	8	10	.800	0	2	2	5.8	3	0	2	0	1	0	26	18.4	
Totals			12	361	82	137	.599	16	35	.457	41	50	.820	22	48	70	5.8	32	1	40	21	9	10	221	18.4

Games played: 12
Minutes/game: 30.1
Points/game: 18.4
FG Pct: .59.9
3FG Pct: 45.7
FT Pct: 82.0

Rebounds/game: 5.8
Assists/game: 3.3
Turnovers/game: 1.8
Assist/turnover ratio: 1.9
Steals/game: 0.8
Blocks/game: 0.8

CAREER HIGHS:
POINTS: 36 vs. LBSU (2008)
FG MADE: 13 vs. LBSU (2008)
FG ATT: 17 at Wake Forest (2008)
FG %: .923 (12-13) at Weber State (2008)
3FG MADE: 5 vs. Lamar (2008)
3FG ATT: 7 vs. Lamar (2008)
3FG %: 1.000 (2-2) 6 times, last vs. Boise St. (2008)
FT MADE: 10 vs. Colorado St. (2007)
FT ATT: 10 vs. Colorado St. (2007)
FT %: 1.000 (10-10) vs. CSU (2007)
REB: 13 at UNLV (MWC Final) (2007)
ASSISTS: 8 vs. SUU, Lamar (2008)
BLOCKS: 4 vs. Pepperdine (2008), vs. LBSU (2008)
STEALS: 5 vs. SUU (2008)
UNLV (2007)
MINUTES: 38 at CSU, AFA (2008)


SEASON-HIGH POINTS:
First Half: 22 vs. LBSU
Second Half: 17 at Tulsa
Game: 36 vs. LBSU

Percentage Minimums –
4 FG, 2 3FG, 3 FT Made

CUMNARD YEAR-BY-YEAR STATS

YEAR	GP	GS	MIN	AVG	FG	FGA	PCT	3FG	3FGA	PCT	FT	FTA	PCT	OFF	DEF	TOT	AVG	PF	FO	A	AVG	TO	BLK	STL	PTS	AVG
2005-06	29	14	430	14.8	50	110	.455	17	43	.395	26	34	.765	23	45	68	2.3	58	0	45	1.6	31	12	16	143	4.9
2006-07	34	34	990	29.1	114	206	.553	40	92	.435	50	63	.794	63	128	191	5.6	103	3	93	2.7	49	29	50	318	9.4
2007-08	35	35	1101	31.5	198	348	.569	60	127	.472	96	112	.857	69	153	222	6.3	93	6	123	3.5	79	35	33	552	15.8
Total	98	83	2521	25.7	362	664	.545	117	262	.447	172	209	.823	155	326	481	4.9	254	9	261	2.7	159	76	99	1013	10.3





JIMMER FREDETTE
 6-2 • 190 • sophomore • guard
 Glens Falls, N.Y.

LAST OUTING: Scored 13 points — including 11 in the second half — at Tulsa ... hit 5-of-12 from the field and 3-of-3 from the free throw line while adding two assists and one steal against the Golden Hurricane.

TRACKING FREDETTE IN 2008-09: Scored 13 points — including 11 in the second half — at Tulsa ... hit 5-of-12 from the field and 3-of-3 from the free throw line while adding two assists and one steal against the Golden Hurricane ... scored 17 points on 6-of-12 shooting against Arizona State ... hit 2-of-5 from downtown ... added four assists and two steals against the Sun Devils ... tied a career high in shooting percentage (85.7 percent) by hitting 6-of-7 from the field for 17 points against Portland ... hit 5-of-6 from the line and had three rebounds, three assists and two steals against the Pilots ... scored a career-high 23 points, including 12 fast break points, against Boise State ... hit 10-of-15 from the field and 2-of-2 from the free throw line ... added two assists and tied a career-high four steals ... tied his career high with 35 minutes played vs. Utah State ... scored 16 points and hit three first half treys ... also had five rebounds and two assists ... scored 18 points on 7-of-10 shooting at Weber State ... dished out a career-best seven assists ... at Idaho State tied career highs in points (19) and assists (six) ... added four rebounds and one steal ... shot 6-of-12 from the field, 3-of-6 from downtown and 4-of-4 from the free throw line ... totaled nine points, five assists and two rebounds against Cal Poly ... connected on 5-of-8 from the field and 2-of-3 from downtown for 13 points against Rice ... added four rebounds, five assists and three steals ... tied his career-high with six assists and had three steals against North Florida ... set new season highs with 16 points and five assists at Pepperdine while hitting 5-of-10 from the field, 2-of-5 from downtown and 4-of-5 from the line ... scored eight points in the season opener against Long Beach State ... hit 5-of-6 from the line.

PLAYER SUMMARY: A prolific scorer, guard Jimmer Fredette is a tough, hard-nosed competitor who was ranked by ESPN.com among the nation's top 75 high school shooting guards. Known for his shooting touch, Fredette set the league scoring record at Glens Falls High School (Glens Falls, N.Y.) with 2,404 career points. He was a significant contributor as a freshman and is expected to play a strong role for the Cougars in 2008-09.

PERSONAL: Has one brother and one sister ... enjoys computer games ... favorite actor is Denzel Washington ... favorite food is Angelina's Pizza ... sports hero is John Stockton ... attended BYU summer camps since junior high school ... also recruited by Utah, Syracuse, Wake Forest, Seton Hall, Marshall, Fordham, Siena, George Mason, West Virginia, Virginia Tech, Penn St. and N.C. State ... pre-management major.

Jimmer Fredette – 2008-09 Game-by-Game

Opponent	Date	GS	Min	TOTAL			3PTS			REBOUNDS										Pts	Avg				
				FG	FGA	Pct	3FG	FGA	Pct	FT	FTA	Pct	Off	Def	Tot	Avg	PF	FO	A			TO	Blk	Stl	
LONG BEACH STATE	11/14/08		24	1	7	.143	1	4	250	5	6	.833	0	3	3	3.0	2	0	3	2	0	0	8	8.0	
at Pepperdine	11/18/08	*	32	5	10	.500	2	5	400	4	5	.800	1	0	1	2.0	1	0	5	2	0	1	16	12.0	
NORTH FLORIDA	11/20/08	*	20	2	6	.333	0	2	000	0	0	.000	0	1	1	1.7	1	0	6	1	0	3	4	9.3	
RICE	11/21/08	*	25	5	8	.625	2	3	667	1	2	.500	1	3	4	2.3	1	0	5	2	0	3	13	10.3	
CAL POLY	11/22/08	*	33	3	9	.333	1	4	250	2	2	1.000	1	1	2	2.2	0	0	5	2	0	0	9	10.0	
at Idaho State	11-29-08	*	32	6	12	.500	3	6	500	4	4	1.000	2	2	4	2.5	1	0	6	4	0	1	19	11.5	
at Weber State	12-03-08	*	35	7	10	.700	4	6	667	0	0	.000	2	2	2	2.4	1	0	7	2	0	1	18	12.4	
vs Utah State	12/06/08	*	35	6	13	.462	3	6	500	1	3	.333	1	4	5	2.8	0	0	2	1	0	0	16	12.9	
BOISE STATE	12/10/08	*	31	10	15	.667	1	2	500	2	2	1.000	0	0	0	2.4	0	0	2	0	0	4	23	14.0	
PORTLAND PILOTS	12/13/08	*	29	6	7	.857	0	1	000	5	6	.833	1	2	3	2.5	0	0	3	4	0	2	17	14.3	
vs Arizona State	12-20-08	*	35	6	12	.500	2	5	400	2	3	.667	0	0	0	2.3	3	0	4	4	0	2	16	14.5	
at Tulsa	12/30/08	*	36	5	12	.417	0	2	000	3	3	1.000	0	1	1	2.2	4	0	2	6	0	1	13	14.3	
Totals			11	367	62	121	.512	19	46	413	29	36	.806	7	19	26	2.2	14	0	50	30	0	18	17.2	14.3

Games played: 12
 Minutes/game: 30.6
 Points/game: 14.3
 FG Pct: 51.2
 3FG Pct: 41.3
 FT Pct: 80.6
 Rebounds/game: 2.2
 Assists/game: 4.2
 Turnovers/game: 2.5
 Assist/turnover ratio: 1.7
 Steals/game: 1.5

CAREER HIGHS:

POINTS: 23 vs. Boise State (2008)
 FG MADE: 10 vs. Boise State (2008)
 FG ATT: 15 vs. Boise State (2008)
 FG%: .857 (6-7) vs. Hartford (2008), vs. Portland (2008)
 3FG MADE: 4 vs. Hartford (2008), 4 at Weber State (2008)
 3FG ATT: 9 at Wake Forest (2008)
 3FG%: .800 (4-5) vs. Hartford (2008)
 FT MADE: 6 at UNLV-MWC (2008)
 FT ATT: 7 6 at UNLV-MWC (2008)
 FT %: 1.000 (5-5) vs. LMU (2008)
 REB: 5 vs. Texas A&M-NCAA (2008), vs. Utah State (2008)
 ASSISTS: 7 at Weber State (2008)
 BLOCKS: 1 vs. CSU, UNM, Wyoming (2008)
 STEALS: 4 vs. JSU, Hartford (2008), Boise State (2008)
 MINUTES: 36 at Tulsa (2008)

SEASON-HIGH POINTS:

First Half: 11 vs. Utah State
 Second Half: 12 at ISU
 Game: 19 at ISU

Percentage Minimums -
 4 FG, 2 3FG, 3 FT Made

FREDETTE YEAR-BY-YEAR BYU STATS

YEAR	GP	GS	MIN	AVG	FG	FGA	PCT	3FG	FGA	PCT	FT	FTA	PCT	OFF	DEF	TOT	AVG	PF	FO	A	AVG	TO	BLK	STL	PTS	AVG
2007-08	35	0	647	18.5	83	204	.407	43	128	.336	35	41	.854	8	29	37	1.1	44	0	61	1.7	41	3	27	244	7.0
Total	35	0	647	18.5	83	204	.407	43	128	.336	35	41	.854	8	29	37	1.1	44	0	61	1.7	41	3	27	244	7.0





NOAH HARTSOCK
 6-8 • 215 • freshman • forward
 Bartlesville, Okla.

LAST OUTING: Played three minutes at Tulsa.

TRACKING HARTSOCK IN 2008-09: Hit 1-of-2 from the line against Portland, his first appearance since Nov. 22 against Cal Poly ... dished out a career-high two assists against Cal Poly ... recorded four points and a career-high five boards against Rice ... tallied four points and four boards against North Florida ... set a career high with six points on 2-of-2 shooting from the field and the line while adding two rebounds against Pepperdine ... recorded two rebounds and one block against Long Beach State.

PLAYER SUMMARY: A highly skilled offensive player with strong post moves, Hartssock has a soft touch from midrange and a solid stroke behind the three-point arc. He has excellent quickness and strength to complement his size. Hartssock prepped at Bartlesville High School in Oklahoma where he averaged 27.6 points per game, third in the state, as a senior in 2005-06 and was an all-state selection.

PERSONAL: Parents are David and Leslie Hartssock ... has four older brothers ... brother Nate played two seasons at Oklahoma Wesleyan University and brother Jeremiah played one season at the University of Missouri-Kansas City before leaving to serve a mission for The Church of Jesus Christ of Latter-day Saints ... two other older brothers both attended BYU ... sister-in-law Lindsay Hartssock was a middle blocker for the BYU women's volleyball team and was the MWC Player of the Year in 2006 ... also recruited by Utah State and Oklahoma State.

Noah Hartssock – 2008-09 Game-by-Game

Opponent	Date	GS	Min	TOTAL			3PTS			REBOUNDS											Pts	Avg		
				FG	FGA	Pct	3FG	FGA	Pct	FT	FTA	Pct	Off	Def	Tot	Avg	PF	FO	A	TO			Blk	Stl
LONG BEACH STATE	11/14/08		11	0	2	.000	0	0	.000	0	0	.000	1	1	2	2.0	1	0	0	1	1	0	0	0.0
at Pepperdine	11/18/08		14	2	3	.667	0	0	.000	2	2	1.000	1	1	2	2.0	2	0	0	1	0	0	6	3.0
NORTH FLORIDA	11/20/08		16	2	3	.667	0	0	.000	0	0	.000	2	2	4	2.7	0	0	0	0	0	0	4	3.3
RICE	11/21/08		16	2	3	.667	0	0	.000	0	0	.000	1	4	5	3.3	2	0	0	0	0	0	4	3.5
CAL POLY	11/22/08		7	0	0	.000	0	0	.000	0	0	.000	1	1	2	3.0	2	0	2	0	0	0	0	2.8
at Idaho State	Did Not Play																							
at Weber State	Did Not Play																							
vs Utah State	Did Not Play																							
BOISE STATE	Did Not Play																							
PORTLAND PILOTS	12/13/08		2	0	0	.000	0	0	.000	1	2	.500	0	0	0	2.5	1	0	0	0	0	0	1	2.5
vs Arizona State	Did Not Play																							
at Tulsa	12/30/08		3	0	0	.000	0	0	.000	0	0	.000	0	0	0	2.1	0	0	0	0	0	0	0	2.1
Totals		0	69	6	11	.545	0	0	.000	3	4	.750	6	9	15	2.1	8	0	2	2	1	0	15	2.1

Games played: 7
 Minutes/game: 9.9
 Points/game: 2.1
 FG Pct: 54.5
 FT Pct: 60.0

Rebounds/game: 2.1
 Assists/game: 0.3
 Turnovers/game: 0.3
 Assist/turnover ratio: 1.0
 Blocks/game: 0.1

CAREER HIGHS:

POINTS: 6 at Pepperdine (2008)
 FG MADE: 2 at Pepperdine (2008)
 vs. UNF (2008)
 FG ATT: 5 vs. Rice (2008)
 FG %: -
 3FG MADE: -
 3FG ATT: -
 3FG %: -
 FT MADE: 2 at Pepperdine (2008)
 FT ATT: 2 at Pepperdine (2008)
 FT %: -
 REB: 4 vs. UNF (2008)
 ASSISTS: 2 vs. Cal Poly (2008)
 BLOCKS: 1 vs. LBSU (2008)
 STEALS: -
 MINUTES: 16 vs. UNF (2008), vs.
 Rice (2008)

SEASON-HIGH POINTS:

First Half: 6 at Pepperdine (2008)
 Second Half: 4 vs. Rice (2008)
 Game: 6 at Pepperdine (2008)

Percentage Minimums -
 4 FG, 2 3FG, 3 FT Made



JONATHAN TAVERNARI

6-6 • 215 • junior • forward
Sao Bernardo, Brazil

LAST OUTING: Registered a double-double at Tulsa with 20 points and 10 rebounds, his second double-double of the season and fourth of his career ... scored at least 20 points for the fourth time in five games ... hit 9-of-17 from the field and 2-of-5 from downtown while adding one assists, one block and four steals.

TRACKING TAVERNARI IN 2008-09: Registered a double-double at Tulsa with 20 points and 10 rebounds, his second double-double of the season and fourth of his career ... scored at least 20 points for the fourth time in five games ... hit 9-of-17 from the field and 2-of-5 from downtown while adding one assists, one block and four steals ... had his second-consecutive 20-point game, scoring 24 points on 10-of-19 shooting against Arizona State ... hit four threes and had four rebounds, four assists, one block and one steal ... tied his season high with 25 points against Portland on 7-of-14 shooting from the field, 5-of-11 from downtown and 6-of-6 from the free throw line ... also had six rebounds and one steal against the Pilots ... against Boise State totaled 13 points, eight rebounds, two assists, one block and two steals ... hit 3-of-6 from downtown ... scored 24 points and grabbed nine rebounds against Utah State at Energy Solutions Arena ... added a season-best four steals and one block ... matched his career high with 39 minutes played ... dished out a career-high six assists at Weber State ... scored 11 points and grabbed seven rebounds ... hit 10-of-17 from the field for 23 points at Idaho State ... added six rebounds, four assists and two steals ... had 10 rebounds and three assists against Cal Poly ... scored 18 points and had five rebounds and three steals against Rice ... hit three threes to surpass Terrell Lyday for fourth all-time at BYU in career three-pointers (130) ... scored a season-high 25 points on 10-of-16 shooting from the field and 5-of-10 shooting from downtown ... added five rebounds, four assists and one steal against North Florida ... registered a double-double at Pepperdine with 17 points and 10 assists ... hit 7-of-13 from the field and 3-of-7 from three-point range while collecting three steals, one block and one steal ... had 19 points and seven boards against Long Beach State ... tied a career-high with five assists.

PLAYER SUMMARY: The 2007 Mountain West Conference Freshman of the Year, Jonathan Tavernari had a standout campaign in his first season with the Cougars, helping them win the outright league title. He led the league in scoring among freshmen during conference play (8.3 ppg) while averaging 6.5 points and 2.9 rebounds per game in 12.3 minutes of action in 28 appearances on the year. The 6-foot-6 forward was the long non-professional to earn a spot on the 2008 Brazilian Senior National Team, playing in the Olympic Qualifying Tournament in Beijing. He is a skilled perimeter player with great physical presence who has deep range and an excellent shooting touch. He led the state of Nevada in scoring as a senior at Bishop Gorman High School at 23.1 points per game.

PERSONAL: Parents are Roberto and Thelma Tavernari ... got started playing basketball with his mom, who is a basketball coach in Brazil ... enjoys cooking, playing with his Sidekick and text messaging ... also recruited by Pittsburgh, Virginia Tech, Washington State, Oregon State and Mississippi State ... international relations major.

Jonathan Tavernari – 2008-09 Game-by-Game

Opponent	Date	GS	Min	TOTAL			3-PTS			REBOUNDS											Avg				
				FG	FGA	Pct	3FG	FGA	Pct	FT	FTA	Pct	Off	Def	Tot	Avg	PF	FO	A	TO		Blk	Stl	Pts	Avg
LONG BEACH STATE	11/14/08	*	34	8	21	.381	2	9	.222	1	2	.500	2	5	7	7.0	3	0	5	2	0	0	19	19.0	
at Pepperdine	11/18/08	*	32	7	13	.538	3	7	.429	0	0	.000	1	9	10	8.5	3	0	1	2	1	3	17	18.0	
NORTH FLORIDA	11/20/08	*	24	10	16	.625	5	10	.500	0	0	.000	0	5	5	7.3	2	0	4	0	1	25	20.3		
RICE	11/21/08	*	29	7	16	.438	3	8	.375	1	2	.500	1	4	5	6.8	2	0	1	1	0	3	18	19.8	
CAL POLY	11/22/08	*	26	0	11	.000	0	7	.000	0	0	.000	1	9	10	7.4	3	0	3	1	0	1	0	15.8	
at Idaho State	11/29/08	*	39	10	17	.588	2	7	.286	1	2	.500	1	5	6	7.2	2	0	4	1	0	2	23	17.0	
at Weber State	12/03/08	*	27	4	13	.308	1	7	.143	2	2	1.000	1	6	7	7.1	1	0	6	1	0	1	11	16.1	
vs Utah State	12/06/08	*	39	7	17	.412	3	9	.333	7	8	.875	2	7	9	7.4	3	0	1	1	1	4	24	17.1	
BOISE STATE	12/10/08	*	26	5	12	.417	3	6	.500	0	0	.000	0	8	8	7.4	1	0	2	0	1	1	13	16.7	
PORTLAND PILOTS	12/13/08	*	28	7	14	.500	5	11	.455	6	6	1.000	1	5	6	7.3	2	0	2	0	1	25	17.5		
vs Arizona State	12/20/08	*	34	10	19	.526	4	10	.400	0	0	.000	0	4	4	7.0	2	0	4	4	1	1	24	18.1	
at Tulsa	12/30/08	*	36	9	17	.529	2	5	.400	0	0	.000	2	8	10	7.3	2	0	1	2	1	4	20	18.3	
Totals			12	374	84	186	.452	33	96	.344	18	22	.818	12	75	87	7.3	26	0	32	17	5	22	219	18.3

Games played: 12
Minutes/game: 31.2
Points/game: 18.3
FG Pct: 45.2
3FG Pct: 34.4
FT Pct: 81.8

Rebounds/game: 7.3
Assists/game: 2.7
Turnovers/game: 1.4
Assist/turnover ratio: 1.9
Steals/game: 1.8
Blocks/game: 0.4

CAREER HIGHS:
POINTS: 29 vs. Louisville (2008)
FG MADE: 10 vs. Louisville (2008), vs. North Florida (2008), at ISU (2008)
FG ATT: 22 vs. Louisville (2008)
FG%: .875 (7-8) vs. WOU (2007)
3FG MADE: 6 vs. UNC (2008), TCU (2007)
3FG ATT: 16 vs. UNC (2008)
3FG%: 1.000 (2-2) vs. Wyoming (2007)
FT MADE: 7 vs. Utah State (2008)
FT ATT: 8 vs. Utah State (2008)
FT %: 1.000 (6-6) at Wyoming (2007), vs. Portland (2008)
REB: 10 at Wyoming, vs. SDSU/MWC (2008), at Pepperdine (2008)
ASSISTS: 6 at Weber State (2008)
STEALS: 5 vs. Wyoming (2008)
BLOCKS: 3 vs. Wyoming/MWC (2007)
MINUTES: 39 at ISU (2008), vs. Utah State (2008)

SEASON-HIGH POINTS:
First Half: 14 vs. Rice
Second Half: 14 vs. Portland
Game: 25 vs. UNF, vs. Portland

Percentage Minimums –
4 FG, 2 3FG, 3 FT Made

TAVERNARI YEAR-BY-YEAR BYU STATS

YEAR	GP	GS	MIN	AVG	FG	FGA	PCT	3FG	FGA	PCT	FT	FTA	PCT	OFF	DEF	TOT	AVG	PF	FO	A	AVG	TO	BLK	STL	PTS	AVG
2006-07	28	0	343	12.3	68	143	.476	29	78	.372	16	23	.696	24	56	80	2.9	33	1	17	0.6	17	8	18	181	6.5
2007-08	35	29	966	15.3	166	420	.395	88	234	.376	39	45	.867	34	150	184	5.3	70	1	53	0.8	59	16	48	459	13.1
Total	63	29	1309	20.8	234	563	.416	117	312	.375	55	68	.809	58	206	264	4.2	103	2	70	1.1	76	24	66	640	10.2





GAVIN MACGREGOR
 6-10 • 240 • senior • forward/center
 Ridgecrest, Calif.

LAST OUTING: Grabbed three boards in 12 minutes of action at Tulsa.

TRACKING MACGREGOR IN 2008-09: Grabbed three boards in 12 minutes of action at Tulsa ... hit 4-of-4 from the free throw line and had four rebounds and one block against Arizona State at the Stadium Shootout ... had one block, one rebound and one point against Portland ... scored a career-high seven points on 2-of-3 shooting from the field and 3-of-4 shooting from the line against Utah State ... also tied career highs in blocks (2), steals (1) and assists (1) ... hit 2-of-2 from the line for two points and grabbed two rebounds in a career-high 12 minutes of action at Weber State ... scored two points and had two rebounds at Idaho State ... had one point and one assist against Rice ... grabbed four rebounds against North Florida, a career high ... scored two points at Pepperdine on 2-for-2 shooting from the line ... Played five minutes against Long Beach State.

SUMMARY: A 6-foot-10 forward/center, Gavin MacGregor provided defensive toughness in the post off the bench for the Cougars as a walk-on in the 2006-07 season, appearing in 11 games, before being forced to sit out last year due to injury. He gives BYU added depth and size in the post and is a shot-blocking presence inside. Prior to making his Cougar debut in 2006-07, he last played at Burroughs High School in Ridgecrest, Calif., in 2002, where he achieved career highs of 25 points, 26 rebounds and nine blocked shots. He served a two-year Church mission to Belgium from 2003-05.

PERSONAL: Parents are Tavish and Charisse MacGregor ... brother Nathan played basketball at Notre Dame de Namur ... served a mission for The Church of Jesus Christ of Latter-day Saints to Belgium and The Netherlands from 2003-05 ... plays the piano and the trombone ... business management major.

Gavin MacGregor – 2008-09 Game-by-Game

Opponent	Date	GS	Min	TOTAL			3PTS			REBOUNDS			Avg	PF	FO	A	TO	Blk	Stl	Pts	Avg			
				FG	FGA	Pct	3FG	FGA	Pct	FT	FTA	Pct										Off	Def	Tot
LONG BEACH STATE	11/14/08		5	0	0	.000	0	0	.000	0	0	.000	0	0	0	0.0	2	0	0	0	0	0.0		
at Pepperdine	11/18/08		3	0	0	.000	0	0	.000	2	2	1.000	0	0	0	0.0	0	0	1	0	0	2	1.0	
NORTH FLORIDA	11/20/08		8	0	1	.000	0	0	.000	0	2	.000	3	1	4	1.3	2	0	0	2	0	0	0.7	
RICE	11/21/08		6	0	0	.000	0	0	.000	1	2	.500	0	0	0	1.0	0	0	1	0	0	1	0.8	
CAL POLY	Did Not Play																							
at Idaho State	11-29-08		7	1	1	1.000	0	0	.000	0	0	.000	0	2	2	1.2	0	0	0	0	0	2	1.0	
at Weber State	12-03-08		12	0	1	.000	0	0	.000	2	2	1.000	0	2	2	1.3	5	1	0	0	0	2	1.2	
vs Utah State	12/06/08		20	2	3	.667	0	0	.000	3	4	.750	1	1	2	1.4	3	0	1	0	2	1	2.0	
BOISE STATE	Did Not Play																							
PORTLAND PILOTS	12/13/08		11	0	0	.000	0	0	.000	1	2	.500	0	1	1	1.4	2	0	0	2	1	0	1	1.9
vs Arizona State	12-20-08		14	0	0	.000	0	0	.000	4	4	1.000	1	3	4	1.7	3	0	0	0	0	4	2.1	
at Tulsa	12/30/08		12	0	0	.000	0	0	.000	0	0	.000	0	3	3	1.8	3	0	0	0	0	0	1.9	
Totals			0	98	3	6	.500	0	0	.000	13	18	.722	5	13	18	1.8	20	1	2	5	3	1	1.9

Games played: 10
 Minutes/game: 9.8
 Points/game: 1.9
 FG Pct: 50.0
 FT Pct: 72.2

Rebounds/game: 1.8
 Assists/game: 0.2
 Turnovers/game: 0.5
 Assist/turnover ratio: 0.4
 Steals/game: 0.1
 Blocks/game: 0.3

CAREER HIGHS:

POINTS: 7 vs. Utah State (2008)
 FG MADE: 2 at Utah (2007), vs. Utah State (2008)
 FG ATT: 4 vs. Western Oregon (2007)
 FG%: -
 3FG MADE: -
 3FG ATT: -
 3FG%: -
 FT MADE: 4 vs. Arizona State (2008)
 FT ATT: 4 vs. Utah State (2008), vs. Arizona State (2008)
 FT %: 1.000 (4-4) vs. Arizona State (2008)
 REB: 4 vs. UNF (2008), vs. Arizona State (2008)
 ASSISTS: 1 vs. SJSU (2007), Rice (2008), vs. Utah State (2008).
 STEALS: 1 vs. SJSU, at Utah (2007), vs. Utah State (2008)
 BLOCKS: 2 vs. SJSU, vs. Portland, TCU (2007), vs. Utah State (2008)
 MINUTES: 20 vs. Utah State (2008)

SEASON-HIGH POINTS:

First Half: 4 vs. Utah State
 Second Half: 3 vs. Utah State
 Game: 7 vs. Utah State

Percentage Minimums -
 4 FG, 2 3FG, 3 FT Made

MACGREGOR YEAR-BY-YEAR BYU STATS

YEAR	GP	GS	MIN	AVG	FG	FGA	PCT	3FG	FGA	PCT	FT	FTA	PCT	OFF	DEF	TOT	AVG	PF	FO	A	AVG	TO	BLK	STL	PTS	AVG
2006-07	11	0	46	4.2	6	10	.600	0	0	.000	1	2	.500	4	2	6	0.5	8	0	1	0.1	1	5	2	13	1.2
Total	11	0	46	4.2	6	10	.600	0	0	.000	1	2	.500	4	2	6	0.5	8	0	1	0.1	1	5	2	13	1.2





CHRIS MILES
 6-11 • 235 • junior • forward/center
 Provo, Utah

LAST OUTING: Scored seven points and tied a career high with seven rebounds against Tulsa ... had three offensive rebounds and two assists against the Golden Hurricane.

TRACKING MILES IN 2008-09: Scored seven points and tied a career high with seven rebounds against Tulsa ... had three offensive rebounds and two assists against the Golden Hurricane ... had seven points two rebounds and one assist against Arizona State ... hit 3-of-3 from the field against the Sun Devils ... scored 12 points on a career-best shooting percentage of .857 (6-7) against Portland ... added three rebounds and two steals and tied a career-high with four assists against the Pilots ... had four rebounds, two blocks and two assists against Boise State ... against Utah State was 3-for-3 from the field for six points and added four rebounds, one block and one steal ... scored eight points on 4-of-5 shooting and added three rebounds and two blocks against Idaho State ... scored four points, grabbed five rebounds (two offensive), dished out two assists, had one block and two steals ... set career highs in points (24), field goal attempts (17) field goals (12) and field goal percentage (.706) against Cal Poly ... also had six rebounds and one steal against the Mustangs ... had three points, three rebounds and a season-high three assists against Rice ... scored nine points in the first half to go with three rebounds and one assist against North Florida ... hit 4-of-6 from the field for a new career-high 66.7 percent shooting from the field while tying a career high for field goals made. ... at Pepperdine had 10 points while hitting 3-of-5 from the field and 4-o-5 from the line ... added three boards and a steal against the Waves ... scored nine points and pulled down six rebounds against Long Beach State ... hit 3-of-6 from the field.

PLAYER SUMMARY: A two-time 4A State MVP out of Timpview High School in Provo, Miles returned from a mission for The Church of Jesus Christ of Latter-day Saints and averaged 8.6 minutes per game in 34 contests in 2007-08. He averaged 2.7 points and 2.3 rebounds in 13.6 minutes per game as a freshman for BYU in 2004-05, using his quickness and versatility to make an impact in his first season with the Cougars. An excellent shot-blocker and defender who runs the floor well, he was ranked as high as the No. 2 post player in the West out of high school.

PERSONAL: Parents are Don Miles and Julie Babb ... one of six children .. invited to the NBA Players Camp during the summer of 2003, where he was rated No. 47 among the nation's top high school players ... ranked as high as the No. 2 post player in the West ... also recruited by Gonzaga, Utah State, Utah, Kansas, Oregon State, Connecticut, UCLA, Vanderbilt, Wyoming and Texas Tech ... served a two-year mission for The Church of Jesus Christ of Latter-Day Saints to Portland, Ore. ... open major.

Chris Miles – 2008-09 Game-by-Game

Opponent	Date	GS	Min	TOTAL			3PTS			REBOUNDS			Avg	PF	FO	A	TO	Blk	Stl	Pts	Avg				
				FG	FGA	Pct	3FG	FGA	Pct	FT	FTA	Pct										Off	Def	Tot	
LONG BEACH STATE	11/14/08	*	25	3	6	.500	0	0	.000	3	11	273	1	5	6	6.0	3	0	2	0	0	9	9.0		
at Pepperdine	11/18/08	*	20	3	5	.600	0	0	.000	4	5	.800	0	3	3	4.5	0	0	2	0	1	10	9.5		
NORTH FLORIDA	11/20/08	*	20	4	6	.667	0	0	.000	1	3	.333	1	2	3	4.0	2	0	1	0	0	9	9.3		
RICE	11/21/08	*	16	1	1	1.000	0	0	.000	1	2	.500	2	3	5	4.3	3	0	3	2	0	3	7.8		
CAL POLY	11/22/08	*	28	12	17	.706	0	0	.000	0	0	.000	2	4	6	4.6	5	1	1	1	2	1	24	11.0	
at Idaho State	11/29/08	*	25	1	1	1.000	0	0	.000	2	2	1.000	2	3	5	4.7	4	0	2	1	1	2	4	9.8	
at Weber State	12/03/08	*	18	4	5	.800	0	0	.000	0	0	.000	1	2	3	4.4	1	0	0	0	2	0	8	9.6	
vs Utah State	12/06/08	*	18	3	3	1.000	0	0	.000	0	0	.000	1	0	1	4.0	4	0	1	1	1	1	6	9.1	
BOISE STATE	12/10/08	*	13	0	2	.000	0	0	.000	0	0	.000	1	3	4	4.0	3	0	2	2	0	0	8	8.1	
PORTLAND	12/13/08	*	23	6	7	.857	0	0	.000	0	2	.000	1	2	3	3.9	2	0	4	2	0	2	12	8.5	
vs Arizona State	12/20/08	*	26	3	3	1.000	0	0	.000	1	3	.333	0	2	2	3.7	3	0	1	2	0	0	7	8.4	
at Tulsa	12/30/08	*	25	2	4	.500	0	0	.000	3	6	.600	3	4	7	4.0	3	0	2	0	0	7	8.3		
Totals			12	257	42	60	.700	0	0	.000	15	34	441	15	33	48	4.0	33	1	17	15	8	7	99	8.3

Games played: 12
 Minutes/game: 21.4
 Points/game: 8.3
 FG Pct: 70.0
 FT Pct: 45.5

 Rebounds/game: 4.0
 Assists/game: 1.4
 Turnovers/game: 1.3
 Assist/turnover ratio: 1.1
 Steals/game: 0.6
 Blocks/game: 0.7

CAREER HIGHS

POINTS: 24 vs. Cal Poly (2008)
 FG MADE: 12 vs. Cal Poly (2008)
 FG ATT: 17 vs. Cal Poly (2008)
 FG %: .857 (6-7) vs. Portland (2008)
 FT MADE: 4 vs. Santa Clara (2005), at Pepperdine (2008)
 FT ATT: 11 vs. LBSU (2008)
 FT %: 1.000 (4-4) vs. Jackson St. (2008), vs. Santa Clara (2005)
 REB: 7 at CSU (2005), at Tulsa (2008)
 ASSISTS: 4 at Wake Forest (2008), vs. Portland (2008)
 STEALS: 2 at Idaho State (2008), vs. Portland (2008)
 BLOCKS: 4 vs. Colorado State (2005)
 MINUTES: 36 at Utah (2005)

SEASON-HIGH POINTS:

First Half: 18 vs. Cal Poly
 Second Half: 8 at Pepperdine
 Game: 24 vs. Cal Poly

Percentage Minimums -
 4 FG, 2 3FG, 3 FT Made

MILES YEAR-BY-YEAR BYU STATS

YEAR	GP	GS	MIN	AVG	FG	FGA	PCT	3FG	FGA	PCT	FT	FTA	PCT	OFF	DEF	TOT	AVG	PF	FO	A	AVG	TO	BLK	STL	PTS	AVG
2004-05	28	6	382	13.6	29	81	.358	0	0	.000	17	24	.708	28	36	64	2.3	54	0	19	0.7	20	30	5	75	2.7
2007-08	34	0	291	8.6	31	72	.431	0	0	.000	22	51	.431	20	32	52	1.5	58	1	20	0.6	24	13	9	84	2.5
Total	62	6	673	10.9	60	153	.392	0	0	.000	39	75	.520	48	68	116	1.9	112	1	39	0.6	44	43	14	159	2.6



5 PLAYERS SCORED IN DOUBLE FIGURES

12/13/08 vs. Portland, 91-76 W, Tavernari-25, Fredette-17, Cummmard-12, Miles-12, Emery-10

6 PLAYERS SCORED IN DOUBLE FIGURES

12/22/06 vs. W. Oregon, 102-40 W, Tavernari-17, Cummmard-14, Balderson-13, Young-10, Burgess-10, Ivanovic-10

NO PLAYERS SCORED IN DOUBLE FIGURES

2/21/05 at Air Force, 39-70 L

ONE PLAYER RECORD A DOUBLE-DOUBLE

12/30/08 at Tulsa
Jonathan Tavernari, 20 points, 10 rebounds

TWO PLAYERS RECORD A DOUBLE-DOUBLE

2/2/08 at Wyoming
Trent Plaisted, 17 points, 10 rebounds
Jonathan Tavernari, 10 points, 10 rebounds

TWO DOUBLE-DIGIT REBOUNDERS

2/2/08 at Wyoming
Trent Plaisted-10, Jonathan Tavernari-10

SIX PLAYERS HAD 5 OR MORE REBOUNDS

1/8/05 vs. San Diego State, Jensen-7, Hall-6, Rose-6, Meads-6, Ainge-6, Miles-5

FIVE PLAYERS HAD 6 OR MORE REBOUNDS

12/12/07 vs. Lamar, Cummmard-10, Ivanovic-9, Tavernari-8, Plaisted-7, Collinsworth-6

FOUR PLAYERS HAD 9 OR MORE REBOUNDS

12/30/06 vs. Seton Hall, Cummmard-12, Plaisted-9, Young-9, Ainge-9

TWO PLAYERS FOULED OUT

1/28/06 at Colorado State
Trent Plaisted, Brock Reichner

THREE OR MORE PLAYERS FOULED OUT

12/13/06 at Lamar
Young, Balderson, Plaisted

A BYU PLAYER RECEIVED A TECHNICAL FOUL

11/14/07 vs. Idaho State - Lee Cummmard

AN OPPONENT PLAYER RECEIVED A TECHNICAL FOUL

12/10/08 vs. Boise State - Jamar Greene

A BYU COACH RECEIVED A TECHNICAL FOUL

11/24/06 vs. SUU - Dave Rose

AN OPPONENT COACH RECEIVED A TECHNICAL FOUL

3/1/08 vs. Air Force - Coach Jeff Reynolds

A PLAYER EJECTED FROM THE GAME

11/23/02 vs. Kansas State
Travis Hansen (2 technical fouls)

A COACH EJECTED FROM THE GAME

11/30/05 vs. Lamar (at Delta Center)
Lamar coach Billy Tubbs (2 tech. fouls)

AT LEAST TWO PLAYERS SCORED 20+ POINTS

12/30/08 at Tulsa
Lee Cummmard-26, Jonathan Tavernari-20

THREE PLAYERS SCORED 20+ POINTS

1/16/03 vs. UNLV, Rafael Araujo-22, Mark Bigelow-21, Travis Hansen-20

FOUR PLAYERS SCORED 20+ POINTS

1/13/79 vs. UNM, D. Ainge-27, Scott Runia-25, Devin Durrant-20, Alan Taylor-20

TWO PLAYERS SCORED 25+ POINTS

1/12/08 Colorado State
Trent Plaisted-25, Jonathan Tavernari-25

A PLAYER SCORED 30+ POINTS

12/3/08 at Weber State, Lee Cummmard 30 points

A PLAYER ATTEMPTED 20 OR MORE FIELD GOALS

11/24/07 20, Jonathan Tavernari vs. No. 1 North Carolina 20, Trent Plaisted vs. No. 1 North Carolina

A PLAYER WITH 5 OR MORE STEALS

12/6/08 vs. Utah State - Jackson Emery (5)

A PLAYER HAD DOUBLE-DIGIT ASSISTS

12/1/07 at Portland - Ben Murdock (10)

A PLAYER MADE DOUBLE-DIGIT FREE THROWS

2/21/07 vs. Colorado State, Lee Cummmard (10-10)

A PLAYER 100% AT FT LINE (MIN. 8 ATTS)

2/21/07 vs. Colorado State, Lee Cummmard (10-10)

A PLAYER 100% FROM FLOOR (MIN. 5 ATTS)

2/13/08 at Colorado State, Trent Plaisted (9-9)

A PLAYER 100% ON TREYS (MIN. 3 ATTS)

3/1/08 vs. Air Force - Sam Burgess (3-3)

DID NOT MAKE A TREY

11/22/96 vs. CS Fullerton (0-9)

LAST TIME OPPONENT DID NOT MAKE A TREY

2/2/08 at Wyoming (0-15)

BYU HAD SIX OR FEWER TURNOVERS

3/10/00 vs. Utah, 6

BYU COMMITTED 25-PLUS TURNOVERS

12/15/07 vs. Pepperdine, 86-67 W (29)

BYU COMMITTED 11 OR LESS TEAM FOULS IN A GAME

2/6/08 vs. TCJ, 9

BYU SCORED 90 POINTS

12/13/08 vs. Portland, 91-76 W

BYU SCORED 100 POINTS

11/16/07 vs. Jackson State 100-61 W

BYU SCORED 110 POINTS

1/11/05 vs. MSU-Billings 110-70 W

BYU SCORED LESS THAN 50 POINTS IN A GAME

1/15/08 at UNLV 41-70 L

HELP OPPONENT TO LESS THAN 50 POINTS IN A GAME

11/20/08 vs. North Florida 74-41 W

BYU SCORED LESS THAN 40 POINTS IN A GAME

2/21/05 at Air Force 39-70 L

HELP OPPONENT TO LESS THAN 40 POINTS IN A GAME

11/10/07 at Long Beach State 74-34 W

SHOT 60% FG

12/13/08 vs. Portland, (617), 29-47

OPPONENT SHOT 60% FG

12/22/05 at Utah State, (600), 36-60

SHOT 70% FG IN A HALF

3/13/08 vs. CSU-MWC, (739), 17-23

DID NOT MISS A 2-POINT ATTEMPT IN A HALF

2/23/04 vs. Air Force, 13-13 inside the arc, (14-17, .824 overall)

SHOT LESS THAN 30% FG

2/21/05 at Air Force, (280), 14-50

SHOT 100% FT

1/4/05 at Saint Mary's, 3-3

SHOT 90% FT (at least 10 attempts)

11/29/06 at Boise State, (900), 9-10

SHOT LESS THAN 50% FT

11/20/08 vs. North Florida, (400), 4-10

SHOT 60% THREE-POINTERS

3/9/07 vs. Wyoming-MWC, (643), 9-14

SHOT 70% THREE-POINTERS

1/26/08 vs. New Mexico, (813), 13-16

OPPONENT SCORED LESS THAN 20 POINTS IN FIRST HALF

11/20/08 vs. North Florida, 12 (BYU led 35-12)

OPPONENT SCORED LESS THAN 20 POINTS IN SECOND HALF

12/22/06 vs. W. Oregon, 17 (SH, 51-17, BYU won 102-40)

BYU SCORED LESS THAN 20 POINTS IN THE FIRST HALF

2/21/05 at Air Force, 13 (BYU trailed 13-37)

BYU SCORED LESS THAN 20 POINTS IN THE SECOND HALF

1/15/00 vs. Utah, 19

OPPONENT SCORED 50 OR MORE POINTS IN A HALF

11/20/07 vs. Hartford, 51 (second half)

BYU SCORED 50 OR MORE POINTS IN FIRST HALF

3/9/07 vs. Wyoming-MWC, 54

BYU SCORED 50 OR MORE POINTS IN SECOND HALF

12/10/08 vs. Boise State, 61

BYU SCORED 60 OR MORE POINTS IN FIRST HALF

2/25/93 vs. Sacramento St., 62

BYU SCORED 60 OR MORE POINTS IN SECOND HALF

12/10/08 vs. Boise State, 61

WON BY 50 OR MORE POINTS (largest margin ever)

12/22/06 vs. W. Oregon (62) 102-40 W

WON BY 50 OR MORE POINTS (VS. DIV. I OPPONENT)

2/25/93 vs. Sacramento State (50) 128-78 W

WON BY 40 OR MORE POINTS

11/10/07 at Long Beach State (40) 74-34 W

WON BY 30 OR MORE POINTS

12/10/08 vs. Boise State (38) 94-56 W

WON BY 25 OR MORE POINTS

12/10/08 vs. Boise State (38) 94-56 W

LOST BY 35-plus POINTS

11/22/04 vs. North Carolina (36) 86-50 L

LOST BY 30-plus POINTS

2/21/05 at Air Force (31) 39-70 L

LOST BY 25-plus POINTS

1/15/08 at UNLV (29) 70-41 L

PLAYED OVERTIME GAME

2/26/08 at New Mexico, 70-69 W

WON IN SINGLE OVERTIME

2/26/08 at New Mexico, 70-69 W

LOST IN OVERTIME

12/13/06 at Lamar, 86-77 L

PLAYED A DOUBLE OT GAME

3/5/88 vs. UTEP 80-83 L 2OT

PLAYED A TRIPLE OT GAME

2/28/98 at UTEP 76-75 W 3OT

WON 15 STRAIGHT GAMES

1987-88 (17)

WON 10 STRAIGHT GAMES

2008-09 (10)

WON 9 STRAIGHT GAMES

2008-09 LBSU, at Pepperdine, North Florida, Rice, Cal Poly, at Idaho State, at WWSU, vs. USU, vs. Boise State

WON 8 STRAIGHT GAMES

2008-09 LBSU, at Pepperdine, North Florida, Rice, Cal Poly, at Idaho State, at Weber State, vs. Utah State

LOST 3 STRAIGHT GAMES

2004-05 (three times)
last time - @ New Mexico, @ Air Force, @ Utah

LOST 4 STRAIGHT GAMES

2004-05 @ New Mexico, @ Air Force, @ Utah, UNLV

LOST 5 STRAIGHT

2004-05 @ UNM, @ AFA, @ Utah, UNLV, vs. UNM (at MWC)

LOST 9 STRAIGHT

1997-98

LOST 10 STRAIGHT GAMES

1996-97 (21) - school record

PLAYED AN NCAA TOURNAMENT GAME

3/20/08 vs. Texas A&M 62-67 L

WON AN NCAA TOURNAMENT GAME

3/18/93 vs. SMU 80-71 W
Then lost to Kansas 76-90 in second round

WON TWO NCAA TOURNAMENT GAMES

1980-81 Princeton 60-51, UCLA 78-55, Notre Dame 51-50 Then lost to Virginia 60-74 L

WON THREE NCAA TOURNAMENT GAMES

1980-81 Princeton 60-51, UCLA 78-55, Notre Dame 51-50 Then lost to Virginia 60-74 L

WON FOUR NCAA TOURNAMENT GAMES

Never

PLAYED IN THE NIT

3/15/06 at Houston 67-77 L

WON AN NIT GAME

3/14/02 vs. UC Irvine 78-55 W

WON TWO NIT GAMES

1999-00 Bowling Green 81-54, So. Illinois 82-57
Then lost to Notre Dame in quarterfinals

WON THREE NIT GAMES

1965-66 NIT CHAMPIONS
1950-51 NIT CHAMPIONS

WON CONFERENCE TOURNEY

2000-01

WON CONFERENCE REGULAR SEASON

2007-08

WON CONFERENCE REGULAR SEASON OUTRIGHT

2007-08

DEFEATED A RANKED TEAM

11/23/07 vs. Louisville (6/6), 78-76

DEFEATED A RANKED TEAM AT HOME

2/3/07 vs. UNLV (NR/25), 90-63

DEFEATED A RANKED TEAM ON THE ROAD

2/27/07 at Air Force (20/25), 62-58

WAS RANKED IN THE TOP-25 AP POLL

3/10/08 Ranked 24th

WAS RANKED IN THE TOP-25 COACHES POLL

3/10/08 Ranked 23rd

FINISHED SEASON RANKED IN THE AP TOP-25 POLL

2007-08 Season - 24th (AP)



2008-09 Box Scores

2008-09 BYU Men's Basketball

BYU vs. Long Beach State - Game #1

11/14/08 7:05 p.m. at Marriott Center, Provo, Utah
VISITORS: Long Beach State 0-1

#	Player	totfg		3-pt		rebounds					pf	tp	a	to	blk	s	min														
		fg	fga	fg	fga	ft	fta	of	de	tot																					
33	Gilling, Stephan	f	3	9	3	7	3	4	1	2	3	2	12	0	1	0	0	29													
44	Williams, Cornel	f	4	8	3	7	0	0	1	9	10	3	11	1	0	0	0	19													
24	Freeman, Brian	c	2	2	1	1	0	0	0	3	3	4	5	2	0	0	1	16													
04	Morris, Donovan	g	5	14	1	5	2	2	0	4	4	0	13	3	2	0	2	31													
22	Ware, Casper	g	3	9	0	0	1	2	0	3	3	4	7	3	5	0	0	29													
02	Phillips, Eugene	g	4	9	0	0	0	2	1	2	3	1	8	0	1	0	0	17													
03	Plester, Greg	g	1	5	0	2	0	0	2	2	0	0	2	0	0	0	0	10													
10	Lazdauskas, Arturas	g	1	3	0	0	1	2	0	2	4	3	0	0	0	1	11														
15	Robinson, T.J.	g	1	2	0	0	0	0	0	1	1	0	2	0	0	0	1	4													
20	Cleary, Maurice	g	0	0	0	0	0	0	0	0	0	1	0	0	0	0	1	0													
21	Anderson, Larry	g	1	4	0	0	0	2	1	3	1	2	3	0	0	0	1	14													
TEAM																															
Totals.....		25		61		8		22		7		14		7		26		19		65		15		10		1		6		200	

TOTAL FG%	1st Half: 46.9%	2nd Half: 34.5%	Game: 41.0%	DEADBALL
3-Pt. FG%	1st Half: 33.3%	2nd Half: 40.0%	Game: 36.4%	REBOUNDS
F Throw %	1st Half: 50.0%	2nd Half: 50.0%	Game: 50.0%	3

HOME TEAM: BYU Cougars 1-0

#	Player	totfg		3-pt		rebounds					pf	tp	a	to	blk	s	min																
		fg	fga	fg	fga	ft	fta	of	de	tot																							
30	CUMMARD, Lee	f	13	16	3	4	2	7	11	2	36	4	1	4	2	0	36																
45	TAVERNARI, Jonathan	f	8	21	2	9	1	2	5	7	3	19	5	2	0	0	34																
54	MILES, Chris	c	3	6	0	0	3	11	1	5	6	3	9	0	2	0	0	25															
02	MORGAN, JR, Lamont	g	0	3	0	0	0	2	3	0	0	2	1	0	0	0	0	24															
04	EMERY, Jackson	g	1	5	0	0	1	0	5	5	1	3	3	2	0	0	0	33															
01	ABDOU, Charles	g	0	0	0	0	0	0	2	2	0	0	0	0	0	0	0	8															
32	FREDETTE, Jimmer	g	1	7	1	4	5	6	0	3	3	2	8	3	2	0	0	24															
34	HARTSOCK, Noah	g	2	4	0	0	0	1	2	1	0	1	1	0	1	0	11																
53	MADREGOR, Gavin	g	0	0	0	0	0	0	0	0	0	2	0	0	0	0	0	5															
TEAM																																	
Totals.....		26		60		6		23		17		27		10		33		43		14		75		17		11		5		3		200	

TOTAL FG%	1st Half: 37.5%	2nd Half: 50.0%	Game: 43.3%	DEADBALL
3-Pt. FG%	1st Half: 26.7%	2nd Half: 25.0%	Game: 26.1%	REBOUNDS
F Throw %	1st Half: 33.3%	2nd Half: 77.8%	Game: 63.0%	5

Officials: Dick Cartmell, Mark Reichling, Shawn Leigh

Technical fouls: Long Beach State-None. BYU Cougars-None.

Attendance: 15753

Score by Periods

Long Beach State

BYU Cougars

Points in the paint:BY 30,LSBU 24. Points off turnovers:BY 12,LSBU 6.

2nd chance points:BY 15,LSBU 12. Fast break points:BY 6,LSBU 0.

Bench points:BY 17,LSBU 8. Score tied:4 times. Lead changed:9 times.

Last FG:BY 2nd:01:28,LSBU 2nd:01:17.

Largest lead:BY by 10 2nd:01:03,LSBU by 7 1st:07:52.

BYU at Pepperdine - Game #2

11/18/08 7:05 p.m. at Firestone Fieldhouse, Malibu, Calif.

VISITORS: Brigham Young 2-0

#	Player	totfg		3-pt		rebounds					pf	tp	a	to	blk	s	min																
		fg	fga	fg	fga	ft	fta	of	de	tot																							
45	TAVERNARI, Jonathan	f	7	13	3	7	0	0	1	9	10	3	17	1	2	1	0	32															
54	MILES, Chris	c	3	5	0	0	4	5	0	3	3	0	10	0	2	0	1	20															
04	EMERY, Jackson	g	5	9	0	2	3	5	0	2	2	9	9	4	0	0	2	27															
30	CUMMARD, Lee	g	3	5	0	4	3	3	2	5	3	13	1	2	0	0	29																
32	FREDETTE, Jimmer	g	5	10	2	5	4	5	1	0	1	16	5	2	0	0	1	32															
01	ABDOU, Charles	g	1	2	1	1	6	6	0	2	2	1	9	1	0	1	0	13															
02	MORGAN, JR, Lamont	g	0	2	0	1	0	0	0	3	3	4	0	2	0	0	1	19															
15	ANDERSON, James	g	0	0	0	0	0	0	0	1	0	0	0	0	0	0	0	8															
20	PINGAR, Matthew	g	0	1	0	0	0	0	0	1	0	0	2	0	0	0	0	3															
34	HARTSOCK, Noah	g	2	3	0	0	2	1	2	2	6	0	1	0	0	0	1	14															
53	MADREGOR, Gavin	g	0	0	0	0	2	2	0	0	0	2	0	0	1	0	0	3															
TEAM																																	
Totals.....		26		50		6		21		24		28		9		27		36		17		82		19		16		2		10200			

TOTAL FG%	1st Half: 44.4%	2nd Half: 60.9%	Game: 52.0%	DEADBALL
3-Pt. FG%	1st Half: 23.1%	2nd Half: 37.5%	Game: 28.6%	REBOUNDS
F Throw %	1st Half: 71.4%	2nd Half: 90.5%	Game: 85.7%	3

HOME TEAM: Pepperdine 1-2

#	Player	totfg		3-pt		rebounds					pf	tp	a	to	blk	s	min																
		fg	fga	fg	fga	ft	fta	of	de	tot																							
15	THOMPSON, Mychal	f	2	6	1	2	0	0	1	0	1	2	5	3	0	0	1	26															
32	DARBY, Taylor	f	3	9	0	0	1	2	2	1	3	7	0	0	0	0	0	20															
50	AGRE, Denis	c	1	3	0	0	0	0	1	4	5	4	2	0	0	0	0	23															
03	BELL, Keion	g	3	10	0	2	3	4	3	7	3	9	5	3	0	0	2	26															
31	HOLMES, Ryan	g	1	3	0	1	0	0	0	0	0	3	2	0	0	0	0	19															
01	SUTTLE JR, Dane	g	2	5	2	4	2	2	0	1	1	2	8	0	0	0	0	17															
14	TUCKER, Rico	g	1	5	0	0	0	0	1	1	0	2	0	1	0	0	2	12															
20	JACKSON, Lorne	g	1	2	0	0	4	5	0	0	0	2	6	1	0	0	1	11															
22	DURFE, Jonathan	g	3	7	2	3	0	1	1	2	2	8	0	1	0	0	0	21															
24	HORNBUCKLE, Mike	g	1	2	0	0	0	0	1	1	2	2	1	3	0	0	1	12															
44	MOORE, Corbin	g	1	1	0	0	0	0	2	2	1	2	0	2	0	0	0	10															
45	SHANNON, Andy	g	0	0	0	0	0	0	0	1	1	0	0	0	0	0	0	3															
TEAM																																	
Totals.....		19		53		5		14		10		13		8		16		24		23		53		10		18		1		7		200	

TOTAL FG%	1st Half: 40.9%	2nd Half: 32.3%	Game: 35.8%	DEADBALL
3-Pt. FG%	1st Half: 33.3%	2nd Half: 37.5%	Game: 35.7%	REBOUNDS
F Throw %	1st Half: 50.0%	2nd Half: 81.8%	Game: 76.9%	2

Officials: Dick Cartmell, Rick Batsell, Chris Rastetter

Technical fouls: Brigham Young-None. Pepperdine-None.

Attendance: 1642

Score by Periods

Brigham Young

Pepperdine

Points in the paint:BY 26,PEP 14. Points off turnovers:BY 23,PEP 12.

2nd chance points:BY 4,PEP 6. Fast break points:BY 8,PEP 0.

Bench points:BY 17,PEP 23. Score tied:0 times. Lead changed:0 times.

Last FG:BY 2nd:03:44, PEP 2nd:01:27.

Largest lead:BY by 33 2nd:02:23, PEP None.

BYU vs. North Florida - Game #3

11/20/08 7:30 p.m. at Marriott Center, Provo, Utah
VISITORS: North Florida 0-2

#	Player	totfg		3-pt		rebounds					pf	tp	a	to	blk	s	min																
		fg	fga	fg	fga	ft	fta	of	de	tot																							
44	GROOTHUIS, Kyle	f	0	3	0	0	2	2	0	1	1	2	2	0	0	0	1	16															
15	RILEY, Cortez	g	3	8	0	0	0	0	0	5	5	1	6	2	0	0	1	19															
24	LOVELACE, Cameron	g	3	12	3	8	0	0	0	1	1	0	9	1	0	0	0	25															
25	SPARKES, Germaine	g	3	8	0	0	1	1	2	3	0	6	1	0	0	0	0	26															
32	JIANUSKA, Stan	g	2	6	0	2	2	1	3	4	0	6	1	3	0	1	0	23															
05	BEESON, Ian	g	0	0	0	0	0	0	0	1	1	3	0	0	0	0	0	13															
13	FAIR, Jordan	g	1	3	0	0	0	0	2	2	0	2	0	3	0	0	1	16															
22	SAUJY, Matt	g	2	3	0	0	1	1	2	3	0	5	0	2	0	0	2	21															
30	RIGINS, Zack	g	2	6	0	1	1	3	0	5	4	5	1	2	0	0	0	25															
35	AUERBACHER, Tyler	g	0	3	0	0	0	0	0	0	0	0	0	0	0	0	1	16															
TEAM																																	
Totals.....		16		52		3		14		6		9		5		22		27		14		41		6		16		0		8		200	

TOTAL FG%	1st Half: 20.0%	2nd Half: 40.7%	Game: 30.8%	DEADBALL
3-Pt. FG%	1st Half: 0.0%	2nd Half: 37.5%	Game: 36.4%	REBOUNDS
F Throw %	1st Half: 0.0%	2nd Half: 66.7%	Game: 66.7%	1

HOME TEAM: BYU Cougars 3-0

#	Player	totfg		3-pt		rebounds					pf	tp	a	to	blk	s	min
		fg	fga	fg	fga	ft	fta	of	de	tot							
45	TAVERNARI, Jonathan	f	10	16	5	10	0	0	0								

2008-09 Box Scores

2008-09 BYU Men's Basketball

BYU at Weber State - Game #7

12:03 PM 7:05pm at Deseret Center, Ogden, Utah
VISITORS: BYU Cougars 7-0

		totfg		3-pt		rebounds											
#	Player	fg	fga	fg	fga	fta	ft	of	de	tot	pf	tp	a	to	blk	s	min
30	CUMMARD, Lee	f	12	13	4	3	4	0	4	4	2	30	3	1	0	0	31
25	NOONAN, Paul	f	4	13	7	2	2	1	6	7	1	11	6	1	1	0	27
54	MILES, Chris	c	4	5	0	0	0	1	2	3	1	8	0	0	0	0	18
04	EMERY, Jackson	g	2	3	2	3	0	0	2	2	3	6	2	0	0	2	19
32	FREDETTE, Jimmer	g	7	10	4	6	0	0	2	2	1	16	7	2	0	1	35
01	ABDOU, Charles	1	4	0	2	0	0	2	0	2	1	1	1	0	0	0	9
02	MORGAN, JR., Lamont	2	7	1	3	4	4	1	2	1	2	9	1	1	0	1	27
05	ROSE, Archie	0	1	0	0	1	1	5	6	1	0	0	0	0	0	0	9
15	ANDERSON, James	3	4	0	0	0	0	1	1	3	6	0	0	0	0	0	10
20	PINEGAR, Matthew	0	0	0	0	0	0	0	0	0	0	0	0	0	0	0	3
53	MAGREGOR, Gavin	0	1	0	0	2	2	2	2	5	2	0	0	0	0	0	12
TEAM																	
Totals.....		35		61		11		25		11		13		9		27	
Totals.....		35		61		11		25		11		13		9		27	

TOTAL FG%	1st Half: 11.25 44.0%	2nd Half: 10.27 37.0%	Game: 40.4%	DEADBALL
3-Pt. FG%	1st Half: 27 28.6%	2nd Half: 3-15 20.0%	Game: 22.7%	REBOUNDS
F Throw %	1st Half: 11-12 91.7%	2nd Half: 5-7 71.4%	Game: 84.2%	0.1

HOME TEAM: Weber State 2-4

		totfg		3-pt		rebounds											
#	Player	fg	fga	fg	fga	fta	ft	of	de	tot	pf	tp	a	to	blk	s	min
01	LLIARD, Damian	f	1	4	0	3	0	0	0	2	2	2	1	3	0	0	23
03	BULLINGER, Kyle	f	5	10	3	6	3	5	5	5	2	16	2	1	0	0	32
40	PANOS, Steve	c	4	7	0	0	4	8	0	4	3	12	0	1	0	0	25
12	HANSEN, Nick	g	0	3	0	3	2	3	0	0	1	2	3	2	0	1	22
33	McDuff, Kellen	g	2	4	1	3	2	0	1	1	2	7	1	4	0	0	23
04	COTTLE, Josh	0	0	0	0	0	0	0	0	0	0	0	0	0	0	1	1
15	BENSON, J.	0	0	0	0	0	0	0	0	0	0	0	0	0	0	0	3
21	RAMOS, Marco	0	1	0	0	0	0	0	0	0	0	0	0	0	0	0	2
24	CARSON, Marcus	1	2	0	0	1	1	1	1	2	3	0	1	0	0	0	20
31	DAVIS, Dawin	4	8	1	4	1	2	0	1	1	4	10	0	1	2	0	25
32	MAHONEY, Darin	0	1	0	0	2	2	1	2	0	2	0	0	0	0	0	7
55	MORRIS, Trevor	4	6	0	0	0	0	1	3	4	2	8	0	2	0	0	17
TEAM																	
Totals.....		21		46		5		19		15		23		2		19	
Totals.....		21		46		5		19		15		23		2		19	

TOTAL FG%	1st Half: 14.24 58.3%	2nd Half: 7.22 31.8%	Game: 45.7%	DEADBALL
3-Pt. FG%	1st Half: 4-10 40.0%	2nd Half: 1-8 11.1%	Game: 26.3%	REBOUNDS
F Throw %	1st Half: 7-9 77.8%	2nd Half: 8-14 57.1%	Game: 65.2%	4

Officials: Ruben Ramos, Shawn Leigh, Chris Rastatter.

Technical fouls: Brigham Young-None, Weber State-None.

Attendance: 5672

Score by Periods	1st	2nd	Total
Brigham Young	46	46	92
Weber State	39	23	62

Points in the paint:BY 24,WSU 22. Points off turnovers:BY 22,WSU 4.
2nd chance points:BY 8,WSU 2. Fast break points:BY 8,WSU 0.
Bench points:BY 19,WSU 23. Score tied 2 times. Lead changed 6 times.
Last FG:BY 2nd:01:42, WSU 2nd:07:40.
Largest lead:BY by 32 2nd:01:42, WSU by 4 1st:09:48.

BYU vs Utah State - Game #8

12/06/08 5:07 pm, at Salt Lake City, UT(EnergySolutionsArena)
VISITORS: Utah State 5-1

		totfg		3-pt		rebounds											
#	Player	fg	fga	fg	fga	fta	ft	of	de	tot	pf	tp	a	to	blk	s	min
42	Wesley, Tai	f	4	8	0	0	4	5	4	2	6	5	12	4	0	0	24
55	Wilkinson, Gary	f	6	11	0	10	11	2	7	9	2	22	3	1	1	31	
21	Guayle, Jared	g	3	8	1	5	0	0	2	5	7	2	7	2	0	0	25
24	Newbold, Tyler	g	4	9	3	5	0	1	2	7	9	3	11	1	0	0	28
25	Myers, Jason	g	1	7	1	7	0	0	0	5	3	2	5	0	1	1	25
05	Williams, Pooch	1	3	0	1	0	0	1	2	1	2	0	1	0	0	16	
12	Seeger, Jeremy	0	1	0	0	0	0	0	0	2	0	2	0	1	0	15	
14	Williams, Stavon	0	2	0	2	0	0	0	0	0	0	1	0	0	0	11	
44	Formisano, Matt	2	3	0	0	2	2	1	2	3	0	6	1	2	0	0	15
TEAM																	
Totals.....		21		52		5		22		16		19		14		25	
Totals.....		21		52		5		22		16		19		14		25	

TOTAL FG%	1st Half: 16.31 51.6%	2nd Half: 19.30 63.3%	Game: 57.4%	DEADBALL
3-Pt. FG%	1st Half: 8-16 50.0%	2nd Half: 3-9 33.3%	Game: 44.0%	REBOUNDS
F Throw %	1st Half: 6-6 100%	2nd Half: 5-7 71.4%	Game: 84.6%	0

HOME TEAM: BYU Cougars 8-0

		totfg		3-pt		rebounds											
#	Player	fg	fga	fg	fga	fta	ft	of	de	tot	pf	tp	a	to	blk	s	min
45	TAVERNARI, Jonathan	f	7	13	3	9	7	8	2	7	9	3	24	1	1	4	39
54	MILES, Chris	f	3	3	0	0	0	0	1	1	4	6	3	1	1	1	18
04	EMERY, Jackson	g	2	5	1	2	4	8	1	5	6	1	9	3	0	1	37
30	CUMMARD, Lee	g	2	9	1	2	1	1	0	1	5	6	4	0	1	27	
32	FREDETTE, Jimmer	g	6	13	3	6	1	3	4	5	0	16	2	1	0	0	35
01	ABDOU, Charles	0	1	0	0	0	0	0	0	0	0	1	1	0	0	3	
02	MORGAN, JR., Lamont	0	2	0	0	0	0	1	1	0	0	0	0	0	0	0	18
05	ROSE, Archie	0	0	0	0	0	0	0	0	0	0	0	0	0	0	0	1
15	ANDERSON, James	0	0	0	0	0	0	0	0	0	2	0	0	0	0	2	
53	MAGREGOR, Gavin	2	3	0	0	3	4	1	1	2	3	7	1	0	2	1	20
TEAM																	
Totals.....		22		53		8		19		16		24		7		22	
Totals.....		22		53		8		19		16		24		7		22	

TOTAL FG%	1st Half: 14.28 50.0%	2nd Half: 8-25 32.0%	Game: 41.5%	DEADBALL
3-Pt. FG%	1st Half: 7-15 46.7%	2nd Half: 1-4 25.0%	Game: 42.1%	REBOUNDS
F Throw %	1st Half: 3-3 100%	2nd Half: 13-21 61.9%	Game: 66.7%	6

Officials: Randy McCall, Larry Spaulding, Michael Irving.

Technical fouls: Utah State-None, Brigham Young-None.

Attendance: 13890

Score by Periods	1st	2nd	Total
Utah State	35	28	63
Brigham Young	38	30	68

Points in the paint:USU 22,BYU 20. Points off turnovers:USU 6,BYU 15.
2nd chance points:USU 16,BYU 6. Fast break points:USU 0,BYU 0.
Bench points:USU 9,BYU 7. Score tied 3 times. Lead changed 7 times.
Last FG:USU 2nd:00:07, BYU 2nd:02:47.
Largest lead:USU by 1 1st:19:41, BYU by 10 1st:03:46.

BYU vs. Boise State - Game #9

12/10/08 8:05 pm at Marriott Center, Provo, Utah
VISITORS: Boise State 6-2

		totfg		3-pt		rebounds											
#	Player	fg	fga	fg	fga	fta	ft	of	de	tot	pf	tp	a	to	blk	s	min
03	Okye, Ike	f	4	7	0	0	1	1	1	3	4	1	9	1	1	1	19
25	Noonan, Paul	f	1	3	1	3	1	2	0	2	2	4	2	6	1	0	21
43	Sanchez, Mark	f	4	12	0	1	3	3	6	9	1	9	1	0	0	0	25
04	Greene, Jamar	g	3	0	1	0	0	0	3	3	4	0	3	3	0	0	26
11	Thomas, Anthony	g	0	5	0	3	0	0	1	1	4	0	2	6	0	0	20
01	Rouse, Shawn	0	3	0	3	0	0	0	1	1	1	0	0	0	0	0	7
12	Gerner, Aaron	g	7	13	2	2	2	0	3	3	1	9	0	0	0	0	26
14	Larsen, Nate	0	1	0	1	0	0	0	0	1	0	0	0	0	0	3	
20	Imeldy, Sean	1	4	0	0	1	2	5	1	2	0	0	0	0	0	0	15
24	Anderson, LaShard	0	5	0	1	0	0	0	4	4	1	0	4	7	0	2	18
32	Moritz, Zack	3	5	0	0	0	0	3	0	3	1	6	0	0	0	0	5
50	Cunningham, Kurt	3	5	0	1	1	3	0	3	2	7	1					

BYU Cougars Combined Team Statistics (as of Dec 31, 2008)
All games

RECORD:	OVERALL	HOME	AWAY	NEUTRAL
ALL GAMES	11-1	6-0	4-0	1-1
CONFERENCE	0-0	0-0	0-0	0-0
NON-CONFERENCE	11-1	6-0	4-0	1-1

##	Player	gp-gs	min	avg	Total		3-Point		F-Throw		Rebounds				pf	dq	a	to	blk	stl	pts	avg
					fg-fga	pct	3fg-fga	pct	ft-fga	pct	off	def	tot	avg								
30	CUMMARD, Lee	12-12	361	30.1	82-137	.599	16-35	.457	41-50	.820	22	48	70	5.8	32	1	40	21	9	10	221	18.4
45	TAVERNARI, Jonatha	12-12	374	31.2	84-186	.452	33-96	.344	18-22	.818	12	75	87	7.3	26	0	32	17	5	22	219	18.3
32	FREDETTE, Jimmer	12-11	367	30.6	62-121	.512	19-46	.413	29-36	.806	7	19	26	2.2	14	0	50	30	0	18	172	14.3
04	EMERY, Jackson	12-12	331	27.6	35-63	.556	16-37	.432	15-21	.714	1	43	44	3.7	28	2	40	14	4	17	101	8.4
54	MILES, Chris	12-12	257	21.4	42-60	.700	0-0	.000	15-34	.441	15	33	48	4.0	33	1	17	15	8	7	99	8.3
02	MORGAN,JR, Lamont	12-1	218	18.2	14-35	.400	6-15	.400	11-17	.647	3	17	20	1.7	14	0	16	25	0	8	45	3.8
01	ABOUO, Charles	12-0	161	13.4	10-24	.417	2-7	.286	18-25	.720	5	22	27	2.3	10	0	8	10	2	4	40	3.3
15	ANDERSON, James	9-0	83	9.2	10-19	.526	0-0	.000	2-5	.400	7	11	18	2.0	18	0	3	1	8	2	22	2.4
05	ROSE, Archie	6-0	44	7.3	2-6	.333	1-1	1.000	9-13	.692	7	12	19	3.2	7	0	1	2	0	2	14	2.3
34	HARTSOCK, Noah	7-0	69	9.9	6-11	.545	0-0	.000	3-4	.750	6	9	15	2.1	8	0	2	2	1	0	15	2.1
53	MACGREGOR, Gavin	10-0	98	9.8	3-6	.500	0-0	.000	13-18	.722	5	13	18	1.8	20	1	2	5	3	1	19	1.9
20	PINEGAR, Matthew	7-0	37	5.3	1-6	.167	0-5	.000	0-0	.000	0	2	2	0.3	1	0	1	4	0	1	2	0.3
Team											16	26	42									
Total.....		12	2400		351-674	.521	93-242	.384	174-245	.710	106	330	436	36.3	211	5	212	146	40	92	969	80.8
Opponents.....		12	2400		270-682	.396	66-228	.289	135-203	.665	119	253	372	31.0	224	5	142	180	17	70	741	61.8

TEAM STATISTICS	BY	OPP	Date	Opponent	Score	Att.
SCORING	969	741	11/14/08	LONG BEACH STATE	w 75-65	15753
Points per game	80.8	61.8	11/18/08	at Pepperdine	w 82-53	1642
Scoring margin	+19.0	-	11/20/08	NORTH FLORIDA	w 74-41	7778
FIELD GOALS-ATT	351-674	270-682	11/21/08	RICE	w 83-52	9277
Field goal pct	.521	.396	11/22/08	CAL POLY	w 76-64	7782
3 POINT FG-ATT	93-242	66-228	11-29-08	at Idaho State	w 85-65	4374
3-point FG pct	.384	.289	12-03-08	at Weber State	w 92-62	5672
3-pt FG made per game	7.8	5.5	12/06/08	vs Utah State	w 68-63	13890
FREE THROWS-ATT	174-245	135-203	12/10/08	BOISE STATE	w 94-56	10506
Free throw pct	.710	.665	12/13/08	PORTLAND PILOTS	w 91-76	9418
F-Throws made per game	14.5	11.3	12-20-08	vs Arizona State	L 75-76	10431
REBOUNDS	436	372	12/30/08	at Tulsa	w 74-68	5545
Rebounds per game	36.3	31.0	* - Conference game			
Rebounding margin	+5.3	-				
ASSISTS	212	142				
Assists per game	17.7	11.8				
TURNOVERS	146	180				
Turnovers per game	12.2	15.0				
Turnover margin	+2.8	-				
Assist/turnover ratio	1.5	0.8				
STEALS	92	70				
Steals per game	7.7	5.8				
BLOCKS	40	17				
Blocks per game	3.3	1.4				
ATTENDANCE	60514	41554				
Home games-Avg/Game	6-10086	4-4308				
Neutral site-Avg/Game	-	2-12160				

Score by Periods	1st	2nd	Totals
BYU Cougars	459	510	969
Opponents	360	381	741

BYU Cougars Category Leaders (as of Dec 31, 2008)
All games

Points	G	Pts	Pts/G	Scoring Average	G	Pts	Avg/G
CUMMARD, Lee	12	221	18.4	CUMMARD, Lee	12	221	18.4
TAVERNARI, Jonathan	12	219	18.3	TAVERNARI, Jonathan	12	219	18.3
FREDETTE, Jimmer	12	172	14.3	FREDETTE, Jimmer	12	172	14.3
EMERY, Jackson	12	101	8.4	EMERY, Jackson	12	101	8.4
MILES, Chris	12	99	8.3	MILES, Chris	12	99	8.3
MORGAN,JR, Lamont	12	45	3.8	MORGAN,JR, Lamont	12	45	3.8
ABOUO, Charles	12	40	3.3	ABOUO, Charles	12	40	3.3
ANDERSON, James	9	22	2.4	ANDERSON, James	9	22	2.4
MACGREGOR, Gavin	10	19	1.9	ROSE, Archie	6	14	2.3
HARTSOCK, Noah	7	15	2.1	HARTSOCK, Noah	7	15	2.1
ROSE, Archie	6	14	2.3	MACGREGOR, Gavin	10	19	1.9
PINEGAR, Matthew	7	2	0.3	PINEGAR, Matthew	7	2	0.3

FG Percentage	FG	Att	Pct	Field Goal Attempts	G	Att	Att/G
MILES, Chris	42	60	.700	TAVERNARI, Jonathan	12	186	15.5
CUMMARD, Lee	82	137	.599	CUMMARD, Lee	12	137	11.4
EMERY, Jackson	35	63	.556	FREDETTE, Jimmer	12	121	10.1
HARTSOCK, Noah	6	11	.545	EMERY, Jackson	12	63	5.3
ANDERSON, James	10	19	.526	MILES, Chris	12	60	5.0
FREDETTE, Jimmer	62	121	.512	Field Goals Made	G	Made	Made/G
MACGREGOR, Gavin	3	6	.500	TAVERNARI, Jonathan	12	84	7.0
TAVERNARI, Jonathan	84	186	.452	CUMMARD, Lee	12	82	6.8
ABOUO, Charles	10	24	.417	FREDETTE, Jimmer	12	62	5.2
MORGAN,JR, Lamont	14	35	.400	MILES, Chris	12	42	3.5
ROSE, Archie	2	6	.333	EMERY, Jackson	12	35	2.9
PINEGAR, Matthew	1	6	.167				

3-Point Percentage	3FG	Att	Pct	3-Point FG Attempts	G	Att	Att/G
ROSE, Archie	1	1	1.000	TAVERNARI, Jonathan	12	96	8.0
CUMMARD, Lee	16	35	.457	FREDETTE, Jimmer	12	46	3.8
EMERY, Jackson	16	37	.432	EMERY, Jackson	12	37	3.1
FREDETTE, Jimmer	19	46	.413	CUMMARD, Lee	12	35	2.9
MORGAN,JR, Lamont	6	15	.400	MORGAN,JR, Lamont	12	15	1.3
TAVERNARI, Jonathan	33	96	.344	3-Point FG Made	G	Made	Made/G
ABOUO, Charles	2	7	.286	TAVERNARI, Jonathan	12	33	2.8
PINEGAR, Matthew	0	5	.000	FREDETTE, Jimmer	12	19	1.6
				CUMMARD, Lee	12	16	1.3
				EMERY, Jackson	12	16	1.3
				MORGAN,JR, Lamont	12	6	0.5

Free Throw Percent	FG	Att	Pct	Free Throw Attempts	G	Att	Att/G
CUMMARD, Lee	41	50	.820	CUMMARD, Lee	12	50	4.2
TAVERNARI, Jonathan	18	22	.818	FREDETTE, Jimmer	12	36	3.0
FREDETTE, Jimmer	29	36	.806	MILES, Chris	12	34	2.8
HARTSOCK, Noah	3	4	.750	ABOUO, Charles	12	25	2.1
MACGREGOR, Gavin	13	18	.722	TAVERNARI, Jonathan	12	22	1.8
ABOUO, Charles	18	25	.720	Free Throws Made	G	Made	Made/G
EMERY, Jackson	15	21	.714	CUMMARD, Lee	12	41	3.4
ROSE, Archie	9	13	.692	FREDETTE, Jimmer	12	29	2.4
MORGAN,JR, Lamont	11	17	.647	TAVERNARI, Jonathan	12	18	1.5
MILES, Chris	15	34	.441	ABOUO, Charles	12	18	1.5
ANDERSON, James	2	5	.400	MILES, Chris	12	15	1.3
				EMERY, Jackson	12	15	1.3

BYU Cougars Category Leaders (as of Dec 31, 2008)
All games

Rebounds	G	Reb	Reb/G
TAVERNARI, Jonathan	12	87	7.3
CUMMARD, Lee	12	70	5.8
MILES, Chris	12	48	4.0
EMERY, Jackson	12	44	3.7
ABOUO, Charles	12	27	2.3

Rebound Average	G	Reb	Avg/G
TAVERNARI, Jonathan	12	87	7.3
CUMMARD, Lee	12	70	5.8
MILES, Chris	12	48	4.0
EMERY, Jackson	12	44	3.7
ROSE, Archie	6	19	3.2

Offensive Rebounds	G	No.	Avg/G
CUMMARD, Lee	12	22	1.8
MILES, Chris	12	15	1.3
TAVERNARI, Jonathan	12	12	1.0
ANDERSON, James	9	7	0.8
ROSE, Archie	6	7	1.2
FREDETTE, Jimmer	12	7	0.6

Defensive Rebounds	G	No.	Avg/G
TAVERNARI, Jonathan	12	75	6.3
CUMMARD, Lee	12	48	4.0
EMERY, Jackson	12	43	3.6
MILES, Chris	12	33	2.8
ABOUO, Charles	12	22	1.8

Fouls	G	No.	Per/G
MILES, Chris	12	33	2.8
CUMMARD, Lee	12	32	2.7
EMERY, Jackson	12	28	2.3
TAVERNARI, Jonathan	12	26	2.2
MACGREGOR, Gavin	10	20	2.0

Foulsouts	G	No.
EMERY, Jackson	12	2
CUMMARD, Lee	12	1
MILES, Chris	12	1
MACGREGOR, Gavin	10	1

Assists	G	No.	Ast/G
FREDETTE, Jimmer	12	50	4.2
EMERY, Jackson	12	40	3.3
CUMMARD, Lee	12	40	3.3
TAVERNARI, Jonathan	12	32	2.7
MILES, Chris	12	17	1.4

Steals	G	No.	Stl/G
TAVERNARI, Jonathan	12	22	1.8
FREDETTE, Jimmer	12	18	1.5
EMERY, Jackson	12	17	1.4
CUMMARD, Lee	12	10	0.8
MORGAN, JR, Lamont	12	8	0.7

Blocked Shots	G	No.	Blk/G
CUMMARD, Lee	12	9	0.8
MILES, Chris	12	8	0.7
ANDERSON, James	9	8	0.9
TAVERNARI, Jonathan	12	5	0.4
EMERY, Jackson	12	4	0.3

Minutes	G	No.	Min/G
TAVERNARI, Jonathan	12	374	31.2
FREDETTE, Jimmer	12	367	30.6
CUMMARD, Lee	12	361	30.1
EMERY, Jackson	12	331	27.6
MILES, Chris	12	257	21.4

Turnovers	G	No.	TO/G
FREDETTE, Jimmer	12	30	2.5
MORGAN, JR, Lamont	12	25	2.1
CUMMARD, Lee	12	21	1.8
TAVERNARI, Jonathan	12	17	1.4
MILES, Chris	12	15	1.3

BYU Cougars Overall/Conference Statistics (as of Dec 31, 2008)
All games

SUMMARY	Overall Statistics										Conference Statistics										
	gp-gs	min/g	fg%	3fg%	ft%	r/g	a/g	stl	blk	pts/g	gp-gs	min/g	fg%	3fg%	ft%	r/g	a/g	stl	blk	pts/g	
CUMMARD, Lee	12-12	30.1	.599	.820	.457	5.8	3.3	10	9	18.4											
TAVERNARI, Jonathan	12-12	31.2	.452	.818	.344	7.3	2.7	22	5	18.3											
FREDETTE, Jimmer	12-11	30.6	.512	.806	.413	2.2	4.2	18	0	14.3											
EMERY, Jackson	12-12	27.6	.556	.714	.432	3.7	3.3	17	4	8.4											
MILES, Chris	12-12	21.4	.700	.441	.000	4.0	1.4	7	8	8.3											
MORGAN,JR, Lamont	12-1	18.2	.400	.647	.400	1.7	1.3	8	0	3.8											
ABOUO, Charles	12-0	13.4	.417	.720	.286	2.3	0.7	4	2	3.3											
ANDERSON, James	9-0	9.2	.526	.400	.000	2.0	0.3	2	8	2.4											
ROSE, Archie	6-0	7.3	.333	.692	1.000	3.2	0.2	2	0	2.3											
HARTSOCK, Noah	7-0	9.9	.545	.750	.000	2.1	0.3	0	1	2.1											
MACGREGOR, Gavin	10-0	9.8	.500	.722	.000	1.8	0.2	1	3	1.9											
PINEGAR, Matthew	7-0	5.3	.167	.000	.000	0.3	0.1	1	0	0.3											
Totals	12		.521	.710	.384	36.3	17.7	92	40	80.8	0		.000	.000	.000	0.0	0.0	0	0	0.0	
Opponent	12		.396	.665	.289	31.0	11.8	70	17	61.8	0		.000	.000	.000	0.0	0.0	0	0	0.0	

SCORING	Overall Statistics								Conference Statistics							
	fg-fga	fg%	3fg-fga	3fg%	ft-fta	ft%	pts	pts/g	fg-fga	fg%	3fg-fga	3fg%	ft-fta	ft%	pts	pts/g
CUMMARD, Lee	82-137	.599	16-35	.457	41-50	.820	221	18.4								
TAVERNARI, Jonathan	84-186	.452	33-96	.344	18-22	.818	219	18.3								
FREDETTE, Jimmer	62-121	.512	19-46	.413	29-36	.806	172	14.3								
EMERY, Jackson	35-63	.556	16-37	.432	15-21	.714	101	8.4								
MILES, Chris	42-60	.700	0-0	.000	15-34	.441	99	8.3								
MORGAN,JR, Lamont	14-35	.400	6-15	.400	11-17	.647	45	3.8								
ABOUO, Charles	10-24	.417	2-7	.286	18-25	.720	40	3.3								
ANDERSON, James	10-19	.526	0-0	.000	2-5	.400	22	2.4								
ROSE, Archie	2-6	.333	1-1	1.000	9-13	.692	14	2.3								
HARTSOCK, Noah	6-11	.545	0-0	.000	3-4	.750	15	2.1								
MACGREGOR, Gavin	3-6	.500	0-0	.000	13-18	.722	19	1.9								
PINEGAR, Matthew	1-6	.167	0-5	.000	0-0	.000	2	0.3								
Totals	351-674	.521	93-242	.384	174-245	.710	969	80.8	0-0	.000	0-0	.000	0-0	.000	0	0.0
Opponent	270-682	.396	66-228	.289	135-203	.665	741	61.8	0-0	.000	0-0	.000	0-0	.000	0	0.0

TOTALS	Overall Statistics										Conference Statistics										
	o-reb	d-reb	total	pf	fo	a	to	a/to	hi	pts	o-reb	d-reb	total	pf	fo	a	to	a/to	hi	pts	
CUMMARD, Lee	22	48	70	32	1	40	21	1.9	36												
TAVERNARI, Jonathan	12	75	87	26	0	32	17	1.9	25												
FREDETTE, Jimmer	7	19	26	14	0	50	30	1.7	23												
EMERY, Jackson	1	43	44	28	2	40	14	2.9	15												
MILES, Chris	15	33	48	33	1	17	15	1.1	24												
MORGAN,JR, Lamont	3	17	20	14	0	16	25	0.6	10												
ABOUO, Charles	5	22	27	10	0	8	10	0.8	9												
ANDERSON, James	7	11	18	18	0	3	1	3.0	10												
ROSE, Archie	7	12	19	7	0	1	2	0.5	6												
HARTSOCK, Noah	6	9	15	8	0	2	2	1.0	6												
MACGREGOR, Gavin	5	13	18	20	1	2	5	0.4	7												
PINEGAR, Matthew	0	2	2	1	0	1	4	0.3	2												
Totals	106	330	436	211	5	212	146	1.5	94	0	0	0	0	0	0	0	0	0	0.0	0	
Opponent	119	253	372	224	5	142	180	0.8	76	0	0	0	0	0	0	0	0	0	0.0	0	

BYU Cougars Team Game-by-Game (as of Dec 31, 2008)
All games

TEAM STATISTICS

Opponent	Date	Score		Total		3-Pointers		Free throws		Rebounds				pf	a	t/o	blk	stl	pts	avg
				fg-fga	pct	3fg-fga	pct	ft-fta	pct	off	def	tot	avg							
LONG BEACH STATE	11/14/08	75-65	W	26-60	.433	6-23	.261	17-27	.630	10	33	43	43.0	14	17	11	5	3	75	75.0
at Pepperdine	11/18/08	82-53	W	26-50	.520	6-21	.286	24-28	.857	9	27	36	39.5	17	19	16	2	10	82	78.5
NORTH FLORIDA	11/20/08	74-41	W	31-62	.500	8-22	.364	4-10	.400	12	33	45	41.3	15	21	10	3	6	74	77.0
RICE	11/21/08	83-52	W	30-54	.556	12-22	.545	11-16	.688	8	23	31	38.8	17	22	11	1	9	83	78.5
CAL POLY	11/22/08	76-64	W	33-63	.524	3-15	.200	7-8	.875	11	33	44	39.8	17	18	16	3	4	76	78.0
at Idaho State	11-29-08	85-65	W	30-53	.566	8-21	.381	17-23	.739	8	25	33	38.7	21	18	11	2	11	85	79.2
at Weber State	12-03-08	92-62	W	35-61	.574	11-25	.440	11-13	.846	9	27	36	38.3	18	20	6	2	5	92	81.0
vs Utah State	12/06/08	68-63	W	22-53	.415	8-19	.421	16-24	.667	7	20	27	36.9	18	14	9	6	12	68	79.4
BOISE STATE	12/10/08	94-56	W	35-66	.530	10-18	.556	14-23	.609	9	31	40	37.2	12	17	10	9	12	94	81.0
PORTLAND PILOTS	12/13/08	91-76	W	29-47	.617	8-18	.444	25-33	.758	8	23	31	36.6	20	18	17	2	6	91	82.0
vs Arizona State	12-20-08	75-76	L	26-52	.500	10-26	.385	13-19	.684	8	23	31	36.1	26	19	16	2	8	75	81.4
at Tulsa	12/30/08	74-68	W	28-53	.528	3-12	.250	15-21	.714	7	32	39	36.3	16	9	13	3	6	74	80.8
BYU Cougars		969		351-674	.521	93-242	.384	174-245	.710	106	330	436	36.3	211	212	146	40	92	969	80.8
Opponents		741		270-682	.396	66-228	.289	135-203	.665	119	253	372	31.0	224	142	180	17	70	741	61.8

Games played: 12
Points/game: 80.8
FG Pct: 52.1
3FG Pct: 38.4
FT Pct: 71.0

Rebounds/game: 36.3
Assists/game: 17.7
Turnovers/game: 12.2
Assist/turnover ratio: 1.5
Steals/game: 7.7
Blocks/game: 3.3

BYU Cougars Opponent Game-by-Game (as of Dec 31, 2008)
All games

OPPONENT STATISTICS

Opponent	Date	Score		Total		3-Pointers		Free throws		Rebounds				pf	a	t/o	blk	stl	pts	avg
				fg-fga	pct	3fg-fga	pct	ft-fta	pct	off	def	tot	avg							
LONG BEACH STATE	11/14/08	75-65	W	25-61	.410	8-22	.364	7-14	.500	7	29	36	36.0	19	15	10	1	6	65	65.0
at Pepperdine	11/18/08	82-53	W	19-53	.358	5-14	.357	10-13	.769	8	16	24	30.0	24	10	18	1	7	53	59.0
NORTH FLORIDA	11/20/08	74-41	W	16-52	.308	3-14	.214	6-9	.667	5	22	27	29.0	14	6	16	0	8	41	53.0
RICE	11/21/08	83-52	W	20-52	.385	6-20	.300	6-10	.600	9	19	28	28.8	15	9	18	1	6	52	52.8
CAL POLY	11/22/08	76-64	W	23-59	.390	6-19	.316	12-16	.750	6	20	26	28.2	16	13	12	3	7	64	55.0
at Idaho State	11-29-08	85-65	W	23-56	.411	5-14	.357	14-26	.538	14	17	31	28.7	18	15	13	0	4	65	56.7
at Weber State	12-03-08	92-62	W	21-46	.457	5-19	.263	15-23	.652	2	19	21	27.6	18	7	15	2	1	62	57.4
vs Utah State	12/06/08	68-63	W	21-52	.404	5-22	.227	16-19	.842	14	25	39	29.0	20	15	17	2	5	63	58.1
BOISE STATE	12/10/08	94-56	W	23-66	.348	4-20	.200	6-10	.600	16	27	43	30.6	19	14	25	2	3	56	57.9
PORTLAND PILOTS	12/13/08	91-76	W	28-61	.459	10-26	.385	10-15	.667	12	15	27	30.2	26	15	15	1	7	76	59.7
vs Arizona State	12-20-08	75-76	L	25-52	.481	5-17	.294	21-31	.677	11	21	32	30.4	18	15	14	2	8	76	61.2
at Tulsa	12/30/08	74-68	W	26-72	.361	4-21	.190	12-17	.706	15	23	38	31.0	17	8	7	2	8	68	61.8
Opponents		741		270-682	.396	66-228	.289	135-203	.665	119	253	372	31.0	224	142	180	17	70	741	61.8
BYU Cougars		969		351-674	.521	93-242	.384	174-245	.710	106	330	436	36.3	211	212	146	40	92	969	80.8

Games played: 12
Points/game: 61.8
FG Pct: 39.6
3FG Pct: 28.9
FT Pct: 66.5

Rebounds/game: 31.0
Assists/game: 11.8
Turnovers/game: 15.0
Assist/turnover ratio: 0.8
Steals/game: 5.8
Blocks/game: 1.4

BYU Cougars Game-by-Game Points-Rebounds-Assists (as of Dec 31, 2008)
All games

Opponent	Date	Score		01	02	04	05	15	20	30	32
				ABOUO,CHAR	MORGAN,JR,	EMERY,JACK	ROSE,ARCHI	ANDERSON,J	PINEGAR,MA	CUMMARD,LE	FREDETT
LBSU	11/14/08	75-65	w	0-2-0	0-3-2	3-5-3	DNP	DNP	DNP	36-11-4	8-3-3
at PEP	11/18/08	82-53	w	9-2-1	0-3-2	9-2-9	DNP	0-1-0	0-0-0	13-5-1	16-1-5
UNF	11/20/08	74-41	w	9-4-1	4-1-2	8-1-5	DNP	2-5-0	2-2-1	7-12-1	4-1-6
RICE	11/21/08	83-52	w	9-2-2	10-0-4	8-5-3	DNP	4-2-0	0-0-0	13-1-3	13-4-5
CP	11/22/08	76-64	w	3-4-1	3-1-1	9-3-3	DNP	0-1-0	DNP	28-9-2	9-2-5
at ISU	11-29-08	85-65	w	3-3-0	2-3-1	15-4-2	DNP	0-1-0	0-0-0	17-4-3	19-4-6
at WSU	12-03-08	92-62	w	2-2-1	9-2-1	6-2-2	0-6-0	6-1-0	0-0-0	30-4-3	18-2-7
vs USU	12/06/08	68-63	w	0-0-0	0-1-0	9-6-3	0-0-0	0-0-0	DNP	6-1-6	16-5-2
BSU	12/10/08	94-56	w	3-0-0	8-2-2	14-2-2	3-5-1	10-7-2	0-0-0	20-7-4	23-0-2
POR	12/13/08	91-76	w	1-0-0	7-1-1	10-5-4	5-2-0	0-0-1	0-0-0	12-8-5	17-3-3
vs ASU	12-20-08	75-76	L	0-2-1	0-2-0	5-3-3	6-5-0	DNP	DNP	13-6-6	16-0-4
at TLS	12/30/08	74-68	w	1-6-1	2-1-0	5-6-1	0-1-0	DNP	DNP	26-2-2	13-1-2

Opponent	Date	Score		53	54
				MACGREGOR,	MILES,CHRI
LBSU	11/14/08	75-65	w	0-0-0	9-6-0
at PEP	11/18/08	82-53	w	2-0-0	10-3-0
UNF	11/20/08	74-41	w	0-4-0	9-3-1
RICE	11/21/08	83-52	w	1-0-1	3-5-3
CP	11/22/08	76-64	w	DNP	24-6-1
at ISU	11-29-08	85-65	w	2-2-0	4-5-2
at WSU	12-03-08	92-62	w	2-2-0	8-3-0
vs USU	12/06/08	68-63	w	7-2-1	6-1-1
BSU	12/10/08	94-56	w	DNP	0-4-2
POR	12/13/08	91-76	w	1-1-0	12-3-4
vs ASU	12-20-08	75-76	L	4-4-0	7-2-1
at TLS	12/30/08	74-68	w	0-3-0	7-7-2

BYU Cougars Game-by-Game Highs (as of Dec 31, 2008)
All games

Opponent	Date	Score	Points	Rebounds	Assists	Steals	Blocked shots
LONG BEACH STATE	11/14/08	75-65	36-CUMMARD, Lee	11-CUMMARD, Lee	5-TAVERNARI, Jonat	2-CUMMARD, Lee	4-CUMMARD, Lee
at Pepperdine	11/18/08	82-53	17-TAVERNARI, Jona	10-TAVERNARI, Jona	9-EMERY, Jackson	3-TAVERNARI, Jonat	1-ABOUO, Charles TAVERNARI, Jonat
NORTH FLORIDA	11/20/08	74-41	25-TAVERNARI, Jona	12-CUMMARD, Lee	6-FREDETTE, Jimme	3-FREDETTE, Jimme	3-ANDERSON, Jame
RICE	11/21/08	83-52	18-TAVERNARI, Jona	5-HARTSOCK, Noah EMERY, Jackson MILES, Chris TAVERNARI, Jonat	5-FREDETTE, Jimme	3-FREDETTE, Jimme TAVERNARI, Jonat	1-CUMMARD, Lee
CAL POLY	11/22/08	76-64	28-CUMMARD, Lee	10-TAVERNARI, Jona	5-FREDETTE, Jimme	1-TAVERNARI, Jonat MILES, Chris EMERY, Jackson MORGAN, JR., Lam	2-MILES, Chris
at Idaho State	11-29-08	85-65	23-TAVERNARI, Jona	6-TAVERNARI, Jonat	6-FREDETTE, Jimme	3-CUMMARD, Lee EMERY, Jackson	1-CUMMARD, Lee MILES, Chris
at Weber State	12-03-08	92-62	30-CUMMARD, Lee	7-TAVERNARI, Jonat	7-FREDETTE, Jimme	2-EMERY, Jackson	2-MILES, Chris
vs Utah State	12/06/08	68-63	24-TAVERNARI, Jona	9-TAVERNARI, Jonat	6-CUMMARD, Lee	5-EMERY, Jackson	2-MACGREGOR, Ga
BOISE STATE	12/10/08	94-56	23-FREDETTE, Jimm	8-TAVERNARI, Jonat	4-CUMMARD, Lee	4-FREDETTE, Jimme	5-ANDERSON, Jame
PORTLAND PILOTS	12/13/08	91-76	25-TAVERNARI, Jona	8-CUMMARD, Lee	5-CUMMARD, Lee	2-MILES, Chris FREDETTE, Jimmer	1-EMERY, Jackson MACGREGOR, Gav
vs Arizona State	12-20-08	75-76	24-TAVERNARI, Jona	6-CUMMARD, Lee	6-CUMMARD, Lee	2-EMERY, Jackson FREDETTE, Jimmer	1-CUMMARD, Lee TAVERNARI, Jonat
at Tulsa	12/30/08	74-68	26-CUMMARD, Lee	10-TAVERNARI, Jona	2-MILES, Chris CUMMARD, Lee FREDETTE, Jimmer	4-TAVERNARI, Jonat	1-TAVERNARI, Jonat EMERY, Jackson CUMMARD, Lee

BYU Cougars Team High/Low Analysis (as of Dec 31, 2008)
All games

BYU Cougars - TEAM GAME HIGHS

POINTS	94	BOISE STATE (12/10/08)
	92	at Weber State (12-03-08)
	91	PORTLAND PILOTS (12/13/08)
	85	at Idaho State (11-29-08)
FIELD GOALS MADE	83	RICE (11/21/08)
	35	BOISE STATE (12/10/08)
FIELD GOAL ATTEMPTS	35	at Weber State (12-03-08)
	66	BOISE STATE (12/10/08)
FIELD GOAL PERCENTAGE	63	CAL POLY (11/22/08)
	.617 (29-47)	PORTLAND PILOTS (12/13/08)
3 PT FIELD GOALS MADE	.574 (35-61)	at Weber State (12-03-08)
	12	RICE (11/21/08)
3 PT FG ATTEMPTS	11	at Weber State (12-03-08)
	26	vs Arizona State (12-20-08)
3 PT FG PERCENTAGE	25	at Weber State (12-03-08)
	.556 (10-18)	BOISE STATE (12/10/08)
FREE THROWS MADE	.545 (12-22)	RICE (11/21/08)
	25	PORTLAND PILOTS (12/13/08)
FREE THROW ATTEMPTS	24	at Pepperdine (11/18/08)
	33	PORTLAND PILOTS (12/13/08)
FREE THROW PERCENTAGE	28	at Pepperdine (11/18/08)
	.875 (7-8)	CAL POLY (11/22/08)
REBOUNDS	.857 (24-28)	at Pepperdine (11/18/08)
	45	NORTH FLORIDA (11/20/08)
ASSISTS	44	CAL POLY (11/22/08)
	22	RICE (11/21/08)
STEALS	21	NORTH FLORIDA (11/20/08)
	12	BOISE STATE (12/10/08)
BLOCKED SHOTS	12	vs Utah State (12/06/08)
	9	BOISE STATE (12/10/08)
TURNOVERS	6	vs Utah State (12/06/08)
	17	PORTLAND PILOTS (12/13/08)
FOULS	16	vs Arizona State (12-20-08)
	16	CAL POLY (11/22/08)
	16	at Pepperdine (11/18/08)
	26	vs Arizona State (12-20-08)
	21	at Idaho State (11-29-08)

BYU Cougars High/Low Analysis (as of Dec 31, 2008)
All games

Opponent - GAME HIGHS

POINTS	76		vs Arizona State (12-20-08)
	76		PORTLAND PILOTS (12/13/08)
	68		at Tulsa (12/30/08)
	65		at Idaho State (11-29-08)
	65		LONG BEACH STATE (11/14/08)
FIELD GOALS MADE	28		PORTLAND PILOTS (12/13/08)
	26		at Tulsa (12/30/08)
FIELD GOAL ATTEMPTS	72		at Tulsa (12/30/08)
	66		BOISE STATE (12/10/08)
FIELD GOAL PERCENTAGE	.481	(25-52)	vs Arizona State (12-20-08)
	.459	(28-61)	PORTLAND PILOTS (12/13/08)
3 PT FIELD GOALS MADE	10		PORTLAND PILOTS (12/13/08)
	8		LONG BEACH STATE (11/14/08)
3 PT FG ATTEMPTS	26		PORTLAND PILOTS (12/13/08)
	22		vs Utah State (12/06/08)
	22		LONG BEACH STATE (11/14/08)
3 PT FG PERCENTAGE	.385	(10-26)	PORTLAND PILOTS (12/13/08)
	.364	(8-22)	LONG BEACH STATE (11/14/08)
FREE THROWS MADE	21		vs Arizona State (12-20-08)
	16		vs Utah State (12/06/08)
FREE THROW ATTEMPTS	31		vs Arizona State (12-20-08)
	26		at Idaho State (11-29-08)
FREE THROW PERCENTAGE	.842	(16-19)	vs Utah State (12/06/08)
	.769	(10-13)	at Pepperdine (11/18/08)
REBOUNDS	43		BOISE STATE (12/10/08)
	39		vs Utah State (12/06/08)
ASSISTS	15		vs Arizona State (12-20-08)
	15		PORTLAND PILOTS (12/13/08)
	15		vs Utah State (12/06/08)
	15		at Idaho State (11-29-08)
	15		LONG BEACH STATE (11/14/08)
STEALS	8		at Tulsa (12/30/08)
	8		vs Arizona State (12-20-08)
BLOCKED SHOTS	8		NORTH FLORIDA (11/20/08)
	3		CAL POLY (11/22/08)
	2		at Tulsa (12/30/08)
	2		vs Arizona State (12-20-08)
	2		BOISE STATE (12/10/08)
	2		vs Utah State (12/06/08)
	2		at Weber State (12-03-08)
TURNOVERS	25		BOISE STATE (12/10/08)
	18		RICE (11/21/08)
FOULS	18		at Pepperdine (11/18/08)
	26		PORTLAND PILOTS (12/13/08)
	24		at Pepperdine (11/18/08)

BYU Cougars High/Low Analysis (as of Dec 31, 2008)
All games

BYU Cougars - GAME LOWS

POINTS	68		vs Utah State (12/06/08)
	74		NORTH FLORIDA (11/20/08)
	74		at Tulsa (12/30/08)
	75		LONG BEACH STATE (11/14/08)
	75		vs Arizona State (12-20-08)
FIELD GOALS MADE	22		vs Utah State (12/06/08)
	26		LONG BEACH STATE (11/14/08)
	26		at Pepperdine (11/18/08)
	26		vs Arizona State (12-20-08)
FIELD GOAL ATTEMPTS	47		PORTLAND PILOTS (12/13/08)
	50		at Pepperdine (11/18/08)
FIELD GOAL PERCENTAGE	.415	(22-53)	vs Utah State (12/06/08)
	.433	(26-60)	LONG BEACH STATE (11/14/08)
3 PT FIELD GOALS MADE	3		CAL POLY (11/22/08)
	3		at Tulsa (12/30/08)
3 PT FG ATTEMPTS	12		at Tulsa (12/30/08)
	15		CAL POLY (11/22/08)
3 PT FG PERCENTAGE	.200	(3-15)	CAL POLY (11/22/08)
	.250	(3-12)	at Tulsa (12/30/08)
FREE THROWS MADE	4		NORTH FLORIDA (11/20/08)
	7		CAL POLY (11/22/08)
FREE THROW ATTEMPTS	8		CAL POLY (11/22/08)
	10		NORTH FLORIDA (11/20/08)
FREE THROW PERCENTAGE	.400	(4-10)	NORTH FLORIDA (11/20/08)
	.609	(14-23)	BOISE STATE (12/10/08)
REBOUNDS	27		vs Utah State (12/06/08)
	31		RICE (11/21/08)
	31		PORTLAND PILOTS (12/13/08)
	31		vs Arizona State (12-20-08)
ASSISTS	9		at Tulsa (12/30/08)
	14		vs Utah State (12/06/08)
STEALS	3		LONG BEACH STATE (11/14/08)
	4		CAL POLY (11/22/08)
BLOCKED SHOTS	1		RICE (11/21/08)
	2		at Pepperdine (11/18/08)
	2		at Idaho State (11-29-08)
	2		at Weber State (12-03-08)
	2		PORTLAND PILOTS (12/13/08)
	2		vs Arizona State (12-20-08)
TURNOVERS	6		at Weber State (12-03-08)
	9		vs Utah State (12/06/08)
FOULS	12		BOISE STATE (12/10/08)
	14		LONG BEACH STATE (11/14/08)

BYU Cougars High/Low Analysis (as of Dec 31, 2008)
All games

Opponent - GAME LOWS

POINTS	41		NORTH FLORIDA (11/20/08)
	52		RICE (11/21/08)
	53		at Pepperdine (11/18/08)
	56		BOISE STATE (12/10/08)
	62		at Weber State (12-03-08)
FIELD GOALS MADE	16		NORTH FLORIDA (11/20/08)
	19		at Pepperdine (11/18/08)
FIELD GOAL ATTEMPTS	46		at Weber State (12-03-08)
	52		NORTH FLORIDA (11/20/08)
	52		RICE (11/21/08)
	52		vs Utah State (12/06/08)
	52		vs Arizona State (12-20-08)
FIELD GOAL PERCENTAGE	.308	(16-52)	NORTH FLORIDA (11/20/08)
	.348	(23-66)	BOISE STATE (12/10/08)
3 PT FIELD GOALS MADE	3		NORTH FLORIDA (11/20/08)
	4		BOISE STATE (12/10/08)
	4		at Tulsa (12/30/08)
3 PT FG ATTEMPTS	14		at Pepperdine (11/18/08)
	14		NORTH FLORIDA (11/20/08)
	14		at Idaho State (11-29-08)
3 PT FG PERCENTAGE	.190	(4-21)	at Tulsa (12/30/08)
	.200	(4-20)	BOISE STATE (12/10/08)
FREE THROWS MADE	6		NORTH FLORIDA (11/20/08)
	6		RICE (11/21/08)
	6		BOISE STATE (12/10/08)
FREE THROW ATTEMPTS	9		NORTH FLORIDA (11/20/08)
	10		RICE (11/21/08)
	10		BOISE STATE (12/10/08)
FREE THROW PERCENTAGE	.500	(7-14)	LONG BEACH STATE (11/14/08)
	.538	(14-26)	at Idaho State (11-29-08)
REBOUNDS	21		at Weber State (12-03-08)
	24		at Pepperdine (11/18/08)
ASSISTS	6		NORTH FLORIDA (11/20/08)
	7		at Weber State (12-03-08)
STEALS	1		at Weber State (12-03-08)
	3		BOISE STATE (12/10/08)
BLOCKED SHOTS	0		NORTH FLORIDA (11/20/08)
	0		at Idaho State (11-29-08)
TURNOVERS	7		at Tulsa (12/30/08)
	10		LONG BEACH STATE (11/14/08)
FOULS	14		NORTH FLORIDA (11/20/08)
	15		RICE (11/21/08)

BYU Cougars Player High/Low Analysis (as of Dec 31, 2008)
All games

BYU Cougars - INDIVIDUAL GAME HIGHS

Points	36		CUMMARD, Lee vs Long Beach State (11/14/08)
	30		CUMMARD, Lee at Weber State (12-03-08)
	28		CUMMARD, Lee vs Cal Poly (11/22/08)
	26		CUMMARD, Lee at Tulsa (12/30/08)
	25		TAVERNARI, Jonathan vs Portland Pilots (12/13/08)
	25		TAVERNARI, Jonathan vs North Florida (11/20/08)
Field Goals Made	13		CUMMARD, Lee vs Cal Poly (11/22/08)
	13		CUMMARD, Lee vs Long Beach State (11/14/08)
Field Goal Att.	21		TAVERNARI, Jonathan vs Long Beach State (11/14/08)
	19		TAVERNARI, Jonathan vs Arizona State (12-20-08)
FG Pct (min 5 made)	.923	(12-13)	CUMMARD, Lee at Weber State (12-03-08)
	.857	(6-7)	FREDETTE, Jimmer vs Portland Pilots (12/13/08)
	.857	(6-7)	MILES, Chris vs Portland Pilots (12/13/08)
3-Point FG Made	5		TAVERNARI, Jonathan vs Portland Pilots (12/13/08)
	5		TAVERNARI, Jonathan vs North Florida (11/20/08)
3-Point FG Att.	11		TAVERNARI, Jonathan vs Portland Pilots (12/13/08)
	10		TAVERNARI, Jonathan vs Arizona State (12-20-08)
	10		TAVERNARI, Jonathan vs North Florida (11/20/08)
3-Pt FG Pct (min 2 made)	1.000	(2-2)	CUMMARD, Lee vs Boise State (12/10/08)
	1.000	(2-2)	MORGAN, JR., Lamont vs Boise State (12/10/08)
	1.000	(2-2)	MORGAN, JR., Lamont vs Rice (11/21/08)
Free Throws Made	8		CUMMARD, Lee at Tulsa (12/30/08)
	7		TAVERNARI, Jonathan vs Utah State (12/06/08)
	7		CUMMARD, Lee vs Long Beach State (11/14/08)
Free Throw Att.	11		MILES, Chris vs Long Beach State (11/14/08)
	10		CUMMARD, Lee at Tulsa (12/30/08)
FT Pct (min 3 made)	1.000	(7-7)	CUMMARD, Lee vs Long Beach State (11/14/08)
	1.000	(6-6)	TAVERNARI, Jonathan vs Portland Pilots (12/13/08)
	1.000	(6-6)	CUMMARD, Lee vs Boise State (12/10/08)
	1.000	(6-6)	ABOUO, Charles at Pepperdine (11/18/08)
	1.000	(4-4)	MACGREGOR, Gavin vs Arizona State (12-20-08)
	1.000	(4-4)	MORGAN, JR., Lamont at Weber State (12-03-08)
	1.000	(4-4)	FREDETTE, Jimmer at Idaho State (11-29-08)
	1.000	(4-4)	ABOUO, Charles vs Rice (11/21/08)
	1.000	(3-3)	FREDETTE, Jimmer at Tulsa (12/30/08)
	1.000	(3-3)	CUMMARD, Lee at Pepperdine (11/18/08)
Rebounds	12		CUMMARD, Lee vs North Florida (11/20/08)
	11		CUMMARD, Lee vs Long Beach State (11/14/08)
Assists	9		EMERY, Jackson at Pepperdine (11/18/08)
	7		FREDETTE, Jimmer at Weber State (12-03-08)
Steals	5		EMERY, Jackson vs Utah State (12/06/08)
	4		TAVERNARI, Jonathan at Tulsa (12/30/08)
	4		FREDETTE, Jimmer vs Boise State (12/10/08)
	4		TAVERNARI, Jonathan vs Utah State (12/06/08)
Blocked Shots	5		ANDERSON, James vs Boise State (12/10/08)
	4		CUMMARD, Lee vs Long Beach State (11/14/08)
Turnovers	7		CUMMARD, Lee vs Cal Poly (11/22/08)
	6		FREDETTE, Jimmer at Tulsa (12/30/08)
Fouls	5		EMERY, Jackson vs Arizona State (12-20-08)
	5		CUMMARD, Lee vs Utah State (12/06/08)
	5		MACGREGOR, Gavin at Weber State (12-03-08)
	5		EMERY, Jackson at Idaho State (11-29-08)
	5		MILES, Chris vs Cal Poly (11/22/08)

BYU Cougars Opponent High/Low Analysis (as of Dec 31, 2008)
All games

OPPONENT INDIVIDUAL GAME HIGHS

Points	30		Harden, James vs Arizona State (12-20-08)
	22		Pendergraph, Jeff vs Arizona State (12-20-08)
	22		Wilkinson, Gary vs Utah State (12/06/08)
	22		Shelton, Titus vs Cal Poly (11/22/08)
	19		Garner, Aaron vs Boise State (12/10/08)
	19		STUCKI, Matt at Idaho State (11-29-08)
Field Goals Made	9		Pendergraph, Jeff vs Arizona State (12-20-08)
	8		Shelton, Titus vs Cal Poly (11/22/08)
Field Goal Att.	19		UZOH, Ben at Tulsa (12/30/08)
	16		Shelton, Titus vs Cal Poly (11/22/08)
FG Pct (min 5 made)	.857	(6-7)	KNUTSON, Kramer vs Portland Pilots (12/13/08)
	.667	(6-9)	RAIVIO, Nik vs Portland Pilots (12/13/08)
3-Point FG Made	4		STOHL, Jared vs Portland Pilots (12/13/08)
	3		RAIVIO, Nik vs Portland Pilots (12/13/08)
	3		Garner, Aaron vs Boise State (12/10/08)
	3		Newbold, Tyler vs Utah State (12/06/08)
	3		BULLINGER, Kyle at Weber State (12-03-08)
	3		STUCKI, Matt at Idaho State (11-29-08)
	3		Lewis, Shawn vs Cal Poly (11/22/08)
	3		LOVELACE, Cameron vs North Florida (11/20/08)
	3		Williams, Cornel vs Long Beach State (11/14/08)
	3		Gilling, Stephan vs Long Beach State (11/14/08)
3-Point FG Att.	8		LOVELACE, Cameron vs North Florida (11/20/08)
	7		Abbott, Ty vs Arizona State (12-20-08)
	7		CAMPBELL, T.J. vs Portland Pilots (12/13/08)
	7		STOHL, Jared vs Portland Pilots (12/13/08)
	7		Garner, Aaron vs Boise State (12/10/08)
	7		Myaer, Jaxon vs Utah State (12/06/08)
	7		Lewis, Shawn vs Cal Poly (11/22/08)
	7		Gilling, Stephan vs Long Beach State (11/14/08)
	7		Williams, Cornel vs Long Beach State (11/14/08)
3-Pt FG Pct (min 2 made)	.750	(3-4)	RAIVIO, Nik vs Portland Pilots (12/13/08)
	.667	(2-3)	McMillan, Jamelle vs Arizona State (12-20-08)
	.667	(2-3)	DUPRE, Jonathan at Pepperdine (11/18/08)
Free Throws Made	16		Harden, James vs Arizona State (12-20-08)
	10		Wilkinson, Gary vs Utah State (12/06/08)
Free Throw Att.	21		Harden, James vs Arizona State (12-20-08)
	11		Wilkinson, Gary vs Utah State (12/06/08)
FT Pct (min 3 made)	1.000	(3-3)	SMEULDERS, Robin vs Portland Pilots (12/13/08)
	.909	(10-11)	Wilkinson, Gary vs Utah State (12/06/08)
Rebounds	14		JORDAN, Jerome at Tulsa (12/30/08)
	10		Williams, Cornel vs Long Beach State (11/14/08)
Assists	6		Harden, James vs Arizona State (12-20-08)
	5		STUCKI, Matt at Idaho State (11-29-08)
	5		BELL, Keion at Pepperdine (11/18/08)
Steals	6		UZOH, Ben at Tulsa (12/30/08)
	5		Harden, James vs Arizona State (12-20-08)
Blocked Shots	3		Shelton, Titus vs Cal Poly (11/22/08)
	2		McMillan, Jamelle vs Arizona State (12-20-08)
	2		DAVIS, Daviin at Weber State (12-03-08)
Turnovers	7		Anderson, La'Shard vs Boise State (12/10/08)
	6		Thomas, Anthony vs Boise State (12/10/08)
	6		Noonan, Paul vs Boise State (12/10/08)

	6	RILEY, Cortez vs North Florida (11/20/08)
Fouls	5	WHEATLEY, Bishop at Tulsa (12/30/08)
	5	KNUTSON, Kramer vs Portland Pilots (12/13/08)
	5	Wesley, Tai vs Utah State (12/06/08)
	5	Myaer, Jaxon vs Utah State (12/06/08)
	5	Thomas, Chaz vs Cal Poly (11/22/08)