

BYU COUGAR BASKETBALL

Game 14 — BYU vs. Western Oregon

2008-09 SCHEDULE

NOVEMBER

6 (Thu.)	Concordia University (Exhibition)	96-54 W
11 (Tue.)	Georgetown College (Exhibition)	80-53 W
14 (Fri.)	Long Beach State	75-65 W
18 (Tue.)	@ Pepperdine	82-53 W
20 (Thu.)	North Florida* (BYUTV)	74-41 W
21 (Fri.)	Rice* (BYUTV)	83-52 W
22 (Sat.)	Cal Poly* (BYUTV)	76-64 W
29 (Sat.)	@ Idaho State (BYUTV)	85-65 W

DECEMBER

3 (Wed.)	@ Weber State (KJZZ, BYUTV)	92-62 W
6 (Sat.)	vs. Utah State (KJZZ, BYUTV) (Energy Solutions Arena)	68-63 W
10 (Wed.)	Boise State (The Mtn.)	94-56 W
13 (Sat.)	Portland (The Mtn.)	91-76 W
20 (Sat.)	vs. Arizona State* (FSN) (University of Phoenix Stadium)	75-76 L
30 (Tue.)	@ Tulsa (CBS CS)	74-68 W

JANUARY

3 (Sat.)	Wake Forest (The Mtn.)	87-94 L
6 (Tue.)	Western Oregon	7:30 p.m.
10 (Sat.)	@ Colorado State (The Mtn.)	1 p.m.
13 (Tue.)	TCU (The Mtn.)	8 p.m.
17 (Sat.)	@ New Mexico (VERSUS)	2 p.m.
21 (Wed.)	UNLV (CBS C)	8 p.m.
24 (Sat.)	San Diego State (The Mtn.)	7 p.m.
27 (Tue.)	@ Utah (The Mtn.)	8 p.m.
31 (Sat.)	Wyoming (The Mtn.)	4 p.m.

FEBRUARY

3 (Tue.)	@ Air Force (The Mtn.)	6 p.m.
11 (Wed.)	Colorado State (The Mtn.)	6 p.m.
14 (Sat.)	@ TCU (The Mtn.)	6:30 p.m.
17 (Tue.)	New Mexico (The Mtn.)	8 p.m.
21 (Sat.)	@ UNLV (CBS C)	8 p.m.
24 (Tue.)	@ San Diego State (The Mtn.)	7:30 p.m.
28 (Sat.)	Utah (CBS C)	3 p.m.

MARCH

4 (Wed.)	@ Wyoming (The Mtn.)	6 p.m.
7 (Sat.)	Air Force (The Mtn.)	7 p.m.
11-14	MWC Tournament (Mtn./CBS C/VERSUS) (Thomas & Mack Center in Las Vegas)	

*Basketball Travelers Invitational (Marriott Center)
 ^2008 Stadium Shootout

COUGARS LOOK TO START NEW HOME WINNING STREAK WITH WESTERN OREGON

Coming off a 94-87 loss to No. 6 Wake Forest at home — ending a school record 53-game home winning streak — BYU (11-2) men's basketball will look to start a new winning streak when the Cougars face Western Oregon (6-4) on Tuesday at 7:30 p.m. MT in the Marriott Center. BYU defeated Western Oregon 102-40 in 2006, the largest margin of victory (62) in school history. The Cougars lead the all-time series 2-0. Saturday's game can be heard live on the radio beginning with the pregame show at 6:30 p.m. MT on KSL Newsradio 102.7 FM and 1160 AM out of Salt Lake City or via the Internet at KSL.com.

UP NEXT

BYU opens MWC play at Colorado State on Saturday, Jan. 10 at 1 p.m. MT. The Cougars are looking for their third-straight regular season MWC title. Follow the game on www.byucougars.com and listen live on the radio beginning with the pregame show at 12 p.m. MT on KSL Newsradio 102.7 FM and 1160 AM out of Salt Lake City or via the Internet at KSL.com. The game will be televised live on The Mtn.

COUGAR QUICK HITS

- At 11-2 BYU is off to its best start since the 1999-2000 season when the Cougars started 12-2.
- BYU's school record 53 game home winning streak ended with a 94-87 loss to Wake Forest. The Cougars will look to start another streak when they take on Oregon State on Tuesday.
- Two-time MWC Coach of the Year Dave Rose has guided BYU to three-straight 20-win seasons and three-straight postseason appearances. In his first season the Cougars were 20-9 and made a trip to the NIT. In his second campaign he guided the Cougars to the outright MWC title, a top-25 ranking, a trip to the NCAA Tournament and a 25-9 overall record. Last season he led BYU to a 27-8 overall record, a second-straight outright league title and a trip to the NCAA Tournament. He has the best record through 110 games of any BYU basketball coach.
- BYU has been picked to finish second (five first-place votes) in the MWC preseason poll by the league's media.

BYU GAME #14 FAST FACTS

BYU (11-2)

vs.

Western Oregon (6-4)

Tuesday, Jan. 6, 2009
 Marriott Center (22,700)
 Provo, Utah
 7:30 p.m. MT



Coaches..... BYU, Dave Rose (83-28 in fourth season; same overall)
 Western Oregon, Craig Stanger (40-51 in fourth season; same overall)

Series..... BYU leads, 2-0, including a 102-40 win in Provo on Dec. 22, 2006

TV..... None

Radio..... KSL Newsradio (102.7 FM/1160 AM) and the Cougar Sports Network (6:30 p.m. MT pregame show — Greg Wrubell, play-by-play, Mark Durrant, game analysis)

Web..... Live audio and live stats links are available on the basketball schedule page at www.byucougars.com/basketball_m/

2008-09 NUMERICAL ROSTER

POS.	#	NAME	HT.	WT.	YR.	HOMETOWN / LAST TEAM	2008-09 PPG	RPG	NOTE
G/F	1	Charles Abouo	6-5	210	Fr.	Abidjan, Cote d'Ivoire/ Brewster Academy	3.8	2.5	Scored a career-high 10 points and had five boards vs. Wake Forest
G	2	Lamont Morgan, Jr.	5-10	170	Jr.	Pomona, Calif. / Saddleback CC	3.5	1.8	Hit 3-of-4 from the floor for seven points against Portland
G	4	*Jackson Emery	6-3	185	So.	Alpine, Utah / Lone Peak HS	8.8	3.8	Has hit at least one three in the last 11 games and scored 13 vs. WF
G	5	Archie Rose	6-5	210	Sr.	Nassau, Bahamas / Lee College	2.0	2.7	Scored a career-high six points and had five rebounds against Arizona State
G	10	Michael Loyd, Jr.	6-1	170	So.	Las Vegas, Nev. / Palo Verde HS	-	-	Is redshirting this season
F/C	15	James Anderson	6-10	230	Fr.	Page, Ariz. / Page HS	2.2	1.8	Vs. Boise set career highs in points (10), rebounds (7), blocks (5)
G	20	Matt Pinegar	6-0	190	Fr.	Provo, Utah / Timpview HS	0.3	0.3	Posted two points and two rebounds against North Florida
G	30	*Lee Cummand	6-7	190	Sr.	Mesa, Ariz. / Mesa HS	18.3	6.0	Had 17 points, eight boards and three assists vs. Wake Forest
G	32	*Jimmer Fredette	6-2	195	So.	Glens Falls, N.Y. / Glens Falls HS	15.0	2.2	Set a career-high in assists (9) and tied a career-high in points (23) vs. WF
F	34	Noah Hartssock	6-8	215	Fr.	Bartlesville, Okla. / Bartlesville HS	1.9	1.9	Grabbed a career-best five boards against Rice
F	35	Michael Boswell	6-9	215	Fr.	Aloha, Ore. / Aloha HS	-	-	Is redshirting this season
G/F	45	*Jonathan Tavernari	6-6	215	Jr.	Sao Bernardo, Brazil / Bishop Gorman HS	18.2	7.4	Totaled 18 points and nine rebounds against Wake Forest
F/C	53	Gavin MacGregor	6-10	240	Sr.	Ridgecrest, Calif. / Burroughs HS	2.1	2.1	Had four points and a career-high five boards against Wake Forest
F/C	54	*Chris Miles	6-11	235	Jr.	Provo, Utah / Timpview HS	7.8	4.0	Tied his career high with seven boards at Tulsa, including three offensive



BYU SERIES RECORD VS. WESTERN OREGON

BYU SERIES RECORD VS. WESTERN OREGON

Overall Series Record: BYU leads 2-0

BYU Record in Provo: 2-0

BYU Record at WOU: 0-0

BYU Record at Neutral Sites: 0-0

BYU Record under Dave Rose: 1-0

BYU Record in OT Games: N/A

Last Overtime Game: N/A

Longest BYU Win Streak: 2, (2003-present)

Longest WOU Win Streak: N/A

Largest BYU Margin of Victory: 62, 102-40 in 2006

Largest WOU Margin of Victory: N/A

Most Points Scored by BYU: 102 in 2006

Most Points Scored by WOU: 56 in 2003

Date	Opponent	Score	W/L
12-10-03	Western Oregon	92-56	W
12-22-06	Western Oregon	102-40	W

LOOKING AT WESTERN OREGON

Western Oregon, an NCAA Division II institution and member of the Greater Northwest Athletic Conference, is 6-4 this season and coming off a 77-67 loss at Pepperdine. The Wolves are a high-scoring team, averaging 78.2 points per game. Travis Kuhn leads the team in scoring at 17.9 points per game and is second in rebounding at 5.5 boards. Sam Kelly (11.2), Mike McLaughlin (11.2) and Blair Wheadon (10.4) also average double figures. McLaughlin leads the team in rebounding at 6.7 boards per contest. Craig Stanger is in his fourth year as the head coach of the Wolves and a graduate of BYU where he was a student manager.

WESTERN OREGON'S PROBABLE STARTERS

Pos.	#	Name	Ht.	Yr.	PPG	RPG
G	3	Blair Wheadon	6-2	Fr.	10.4	1.7
G	24	Sam Kelly	6-5	Sr.	11.2	4.4
F	32	Stanley Ratcliff	6-3	Sr.	8.7	5.4
F	30	Travis Kuhns	6-8	Sr.	17.9	5.5
F/C	23	Mike McLaughlin	6-7	Jr.	11.2	6.7

WESTERN OREGON'S LAST OUTING — WOLVES FALL TO PEPPERDINE

MALIBU, Calif. - The Western Oregon University men's basketball team fell 77-67 at Pepperdine Saturday, Jan. 3. The loss dropped the Wolves' record to 6-4 on the season as the NCAA Division I Waves moved to 3-13. Blair Wheadon played all 40 minutes and led five WOU student-athletes with 16 points on 6-of-12 shooting. Travis Kuhns collected 11 points as he went 5-of-6 from the free throw line. Matt Schmidt came off the bench to score 11 points and grab a team-best seven rebounds. Sam Kelly and Stanley Ratcliff both notched 10 points to round out the double-digit scorers for the Wolves. As a team, Western Oregon was unable to overcome a 32.8 field goal percentage as it sank just 21 of its 64 attempts. The Wolves' defense was strong holding the Waves to 40 percent from the floor (28-70) and 33 percent from the three-point line (8-24). WOU was also able to get to the free throw line 25 times and make 20 of its shots from the charity stripe. Western Oregon committed a season-low in turnovers as it had just 11 turnovers in the contest. However, the Wolves also forced a season-low nine turnovers in the game. WOU jumped to an early 14-7 lead in the game and trailed just 41-35 at the half. With 9:00 remaining in the second half the Wolves went on an 11-0 run to close the Waves' lead to 66-63 with 3:55 remaining. Pepperdine would then get nine points from Mychel Thompson in the final minutes to put the game away. The Western Oregon men's basketball team will now travel to Provo, Utah, to face BYU Tuesday, Jan. 6, at 7:00 p.m. (MT). This game was originally scheduled to be played Dec. 23, but weather conditions forced its postponement.

SERIES NOTES

Saturday's game will mark the third meeting between BYU and Western Oregon and the first since Dec. 22, 2006 when the Cougars set a record for margin of victory in a 102-40 victory at the Marriott Center. The two previous meetings in the series were played at the Marriott Center and resulted in BYU victories.

COMPARING THE STATS — BYU VS. WESTERN OREGON

Season Averages Overall	BYU	Western Oregon
Points Scored/Game	81.2	78.2
Points Allowed/Game	64.2	80.1
Rebounds/Game	37.1	35.6
Assists/Game	17.9	14.2
Steals/Game	7.5	6.4
Blocks/Game	3.1	3.1
Turnovers	12.2	17.1
FG Percentage	.509	.474
FG Percentage Defense	.405	.470
3FG Percentage	.376	.343
3FG/Game	7.9	6.2
3FG Percentage Defense	.291	.318
FT Percentage	.713	.719



BYU vs. Western Oregon - Dec. 22, 2006

12/22/06 7:05 p.m. at Provo, Utah (Marriott Center)
VISITORS: Western Oregon Wolves 36

##	Player	tot-fg		3-pt		rebounds			pf	tp	a	to	blk	s	min			
		fg	fga	fg	fga	ft	fta	of								de	tot	
03	Schmidt,Ryan	f	0	6	0	2	0	0	0	4	4	2	0	0	7	0	1	25
30	Kuhns,Travis	f	3	9	0	4	2	2	1	2	3	5	8	2	3	0	0	26
24	Mitchell,Jacob	c	4	9	0	4	5	0	1	1	3	12	1	3	0	0	2	29
05	Swerzbin,Alex	g	0	1	0	1	1	2	0	1	1	5	1	2	4	0	0	20
20	DeWeese,Dominique	g	4	7	2	4	0	0	1	1	2	0	10	0	3	0	0	20
04	Tesorro,Cody	0	0	0	0	0	0	0	0	1	1	2	0	0	1	0	0	8
12	Krichevsky,Brad	1	6	0	2	0	0	0	1	1	2	0	2	3	3	0	2	15
22	Hall,Larry	0	4	0	3	0	0	0	1	1	2	2	0	0	2	0	0	18
23	McLaughlin,Mike	0	0	0	0	0	0	0	0	0	0	0	0	0	0	0	0	12
25	Hoffman,Keith	0	0	0	0	0	0	0	0	0	0	0	0	0	0	0	0	1
34	Block,Tyler	0	1	0	1	0	0	0	0	0	0	0	0	0	1	0	0	7
55	Arrington,Adonal	2	4	0	0	3	4	1	2	3	5	7	0	2	1	2	1	18
	TEAM																	
	Totals.....		14	47	2	17	10	13	10	15	25	24	40	8	29	1	102	00

TOTAL FG%	1st Half: 8-26 30.8%	2nd Half: 6-21 28.6%	Game: 29.8%	DEADBALL
3-Pt. FG%	1st Half: 1-10 10.0%	2nd Half: 1-7 14.3%	Game: 11.8%	
REBOUNDS				
F Throw %	1st Half: 6-9 75.0%	2nd Half: 4-5 80.0%	Game: 76.9%	0

HOME TEAM: BYU Cougars 74

##	Player	tot-fg		3-pt		rebounds			pf	tp	a	to	blk	s	min			
		fg	fga	fg	fga	ft	fta	of								de	tot	
03	YOUNG, Keena	f	4	6	0	0	2	2	1	2	3	3	10	0	2	0	0	13
44	PLAISTED, Trent	c	2	7	0	0	2	4	4	4	8	2	6	3	1	2	1	19
01	BROADUS, Rashaun	g	0	4	0	2	0	0	0	1	1	3	0	3	1	0	1	13
23	BALDERSON, Jimmy	g	5	9	0	1	3	4	1	0	1	1	13	4	0	0	2	23
30	CUMMARD, Lee	g	5	6	2	2	2	2	3	3	6	2	14	4	1	0	3	20
02	ROSE, Mike	g	2	3	1	2	0	0	0	1	1	2	5	0	1	0	1	11
10	IVANOVIC, Vuk	4	8	0	0	2	2	4	6	1	10	1	10	1	0	0	14	
13	AINSE, Austin	1	3	1	2	0	0	0	1	1	2	3	3	2	0	0	10	
15	MALAMAN, Fernando	1	1	0	0	0	0	1	3	4	0	2	0	0	0	0	14	
20	BURGESS, Sam	4	4	2	2	0	2	0	2	2	0	10	3	1	0	3	19	
24	MURDOCK, Ben	2	3	2	3	3	4	1	2	3	2	9	3	2	0	1	17	
45	TAVERNARI, Jonathan	7	8	3	4	0	0	1	1	2	0	17	3	0	2	4	20	
50	MACGREGOR, Gavin	1	4	0	0	1	2	1	0	1	0	3	0	1	0	0	7	
	TEAM																	
	Totals.....		38	66	11	18	15	22	17	26	43	18	102	27	13	4	162	00

TOTAL FG%	1st Half: 19-32 59.4%	2nd Half: 19-34 55.9%	Game: 57.6%	DEADBALL
3-Pt. FG%	1st Half: 6-9 66.7%	2nd Half: 5-9 55.6%	Game: 61.1%	
REBOUNDS				
F Throw %	1st Half: 7-8 87.5%	2nd Half: 8-14 57.1%	Game: 68.2%	3

Officials: Rick Batsell, Duane Allen, Darron George
Technical fouls: Western Oregon Wolves-Swerzbin,Alex. BYU Cougars-BROADUS, Rashaun.

Attendance: 8277	
Score by Periods	
Western Oregon Wolves	23 17 40
BYU Cougars	51 51 102

Points in the paint-WOU 20,BYU 44, Points off turnovers-WOU 9,BYU 40.
2nd chance points-WOU 7,BYU 21, Fast break points-WOU 2,BYU 16.
Bench points-WOU 9,BYU 59, Score tied-0 times, Lead changes-6 times.

LAST TIME VS. WESTERN OREGON

PROVO, Utah (Dec. 22, 2006) - The Cougar faithful in attendance at the Marriott Center got an early Christmas present - a 62-point blowout as BYU (7-4) defeated Western Oregon (3-6) 102-40. Six Cougars scored in double figures with freshman Jonathan Tavernari's 17 points leading the way. The win was BYU's largest margin of victory in school history, destroying its previous record of 51 points against St. Mary's on Dec. 10, 1966. The last time the Cougars beat a team by at least 50 points was in 1993 when they beat Sacramento State by exactly 50 points. The victory also gives BYU the nation's fourth longest home-winning streak at 20 consecutive games. Trailing 10-11 just seven minutes into the game, Lee Cummard spotted up from the top of the arc and fired a three-pointer that caught nothing but the bottom of the net. Balderson then hit a layup in transition, and BYU began what would become a 41-12 run to close out the half with a 51-23 lead. BYU's 51 points marked the most the team has scored in a half this season. Cummard would finish the night with 14 points and six rebounds, while Balderson scored 13 points and dished out four assists. The Cougars held the Wolves without a field goal during a stretch of 10 minutes and 39 seconds. Six-foot-seven center Jacob Mitchell ended the Wolves' dry spell when he made a layup at the 3:05 mark. Mitchell led Western Oregon with 12 points. Tavernari, who nailed three of his four three-point attempts, scored 10 of his game-high 17 points off the bench during the decisive run. After starting off as cold as the wintry night outside, knocking down just four of its first 12 field goal attempts, BYU caught fire and connected on 15 of its last 20 shots in the half. As a team, the Cougars went 3-for-9 from three-point territory in the first half and 11-for-18 for the game. In the second half, Balderson dazzled the crowd with a couple of spectacular plays. The first was a two-handed, double-clutch jam over a Wolves defender with 17:11 to play. Minutes later, Balderson stole a pass at near halfcourt, dribbled down the lane and whipped a behind-the-back pass to Cummard on the right side. Cummard had no trouble deciding what to do with the ball as he took flight for a one-handed slam in the face of another Wolves defender. Western Oregon showed its frustration with 13:22 to go when a scramble for a loose ball drew a foul on the Wolves' Alex Swerzbin. After the whistle blew, Swerzbin pushed Rashaun Broadus who, in turn, pushed back. The brief showing match prompted Ryan Schmidt of Western Oregon to taunt Broadus, as Schmidt shadowed Broadus' footsteps around the court before being held back by teammates. Following double technical fouls, BYU won with a 25-0 run. Wolves forward Travis Kuhns put down two free throws with 6:25 left to play, stopping his team's eight-minute scoring drought.

WHAT WAS SAID AFTER THE GAME ...

BYU Head Coach Dave Rose

- "This game was really good for the confidence of our guys. Tonight was one of those nights where a lot of players got a lot of time and almost everyone who went in there had a good game."
- "It's an important time for any college basketball team as you get into that first week of January and league play starts. The success of your season is really determined by how you start out in league play. If you can get on a roll and win some games, it can really make a difference in the success of your season."

Western Oregon Head Coach Craig Stanger

- "Coach Rose and his team did a nice job. They kept after us and did a nice job. They shot the three-ball and ran their transition offense really well."
- "My biggest disappointment is that we didn't come to compete. When BYU started to get physical with us, we backed down and didn't execute as well as we should have. I'm a bit embarrassed that we didn't compete better, but we can learn a lot from this game."

NOTES FROM LAST GAME AGAINST WESTERN OREGON

- Individual Career Highs: Vuk Ivanovic - 10 points; Jonathan Tavernari - 17 points, 2 rebounds (tied), 3 assists; Ben Murdock - 9 points, 3 assists, 3 rebounds; Lee Cummard - 14 points (tied).
- Team Season Highs: 102 points, 16 steals, +28 halftime scoring margin, 51 points in a half.
- With the win, the Cougars' improved their home winning streak to 20 straight victories in the Marriott Center, which ranks fourth in the nation.
- The 102-40 victory set a BYU record for winning margin, surpassing the old mark of 51 (108-57) set against St. Mary's on Dec. 10, 1966. The last time BYU won by as many as 50 points was a 50-point victory (128-78) over Sacramento State on Feb. 25, 1993.
- The point total also marked the first time the Cougars have scored 100 points in a game since Feb. 22, 2006 when BYU defeated San Diego State 100-90.
- The Cougars are now 7-1 when scoring 70+ points and 6-0 when holding opponents to under 70 points. BYU is also 7-0 when outrebounding its opponents with a 43-25 margin on the glass against Western Oregon.
- BYU's 51-23 halftime lead marked the first time since Dec. 27, 2005 that the Cougars scored at least 50 points in the first half (53 vs. Eastern Washington). WOU's 17 second-half points marked the first time since Jan. 8, 2005 a BYU opponent scored less than 20 points in a half.
- The 28-point halftime advantage marked the Cougars' largest halftime lead of the season and their largest since a 52-23 advantage over Texas A&M Corpus Christi on Jan. 6, 2001.
- BYU is now 7-1 when leading at the break and has had a double-digit advantage four times.
- Jonathan Tavernari had a career high with 17 points, two rebounds (tied) and three assists in a personal-best 10 minutes. Tavernari entered the game having made just three three-pointers on the season but drained three against Western Oregon.
- Trailing 11-10 at the 13:43 mark of the first half, BYU put together a 41-10 run to end the half with a 51-23 lead. The Wolves made just three shots in the final 13:42 of the half and went 6-for-8 from the free-throw line.



MEDIA RELATIONS INFORMATION

Basketball Media Relations Director: Kyle Chilton
Office: (801) 422-4909; Cell: (801) 372-2080
Email: kyle_chilton@byu.edu

Assistant Basketball Media Relations: Jackie Johnson
Office: (801) 422-8999; Cell: (520) 227-7720
Email: swimming_sid@byu.edu

Associate AD/Communications: Duff Tittle
Office: (801) 422-8948; Cell: (801) 372-4401
Email: duff_tittle@byu.edu

Athletic Communications Fax: (801) 422-0633
Mailing Address: 30 SFH, Provo, UT 84602-2239
Marriott Center Pressrow Phone: (801) 422-3675

2008-09 BYU QUICK FACTS**BYU - UNIVERSITY INFO**

Location: Provo, Utah 84602
Elevation: 4,553 feet
Enrollment: 29,854 (Daytime)
Founded: October 15, 1875
Owned: The Church of Jesus Christ of Latter-day Saints
Nickname: Cougars
Mascot: Cosmo
Colors: Blue & White
Arena (capacity): Marriott Center (22,700)
Conference: Mountain West
President: Cecil O. Samuelson (Utah, 1966)
Athletic Director: Tom Holmoe (BYU, 1983)
Athletic Website: byucougars.com
Tickets: 422-BYU1 or 1-800-322-BYU1

BYU COACHING STAFF

Head Coach: Dave Rose
Alma Mater (year): Houston (1983)
Record at School (years): 83-28 (4th year)
Career Div. I Record (years): same
Office phone for head coach: Call SID
Best time/day to reach coach: Call SID
Basketball Office Fax: (801) 422-5965
Associate Head Coach (Alma Mater, year)
Dave Rice (UNLV, 1991)
Assistant Coaches (Alma Mater, year)
John Wardenburg (BYU, 1986)
Terry Nashif (BYU, 2005)
Dir. of Basketball Operations: Tim LaComb (Utah, 2006)

BYU TEAM INFO

2007-08 Overall Record: 27-8
Conference Record/Finish: 14-2 (1st Mountain West)
2008 Postseason: NCAA, 0-1, lost vs. Texas A&M, 67-62
2008 Final National Ranking: NR
Starters Returning/Lost: 2/3
Lettermen Returning/Lost: 8*/6
Newcomers: 3
*includes two letterwinners who did not play in games last year

BYU HISTORY

First Year of Basketball: 1903
Overall All-Time Record: 1565-988 (.613)
Winning Seasons: 85 (last 2008)
Conference Championships: 28 (last 2008)
Postseason Appearances (record): 33 (23-34)
Total NCAA Appearances (record): 23 (11-26)
Last NCAA Appearance: 2008
Result: (0-1) Lost, NCAA First Round (Anaheim, Calif.)
vs. Texas A&M, 67-62
Total NIT Appearances (Record): 10 (12-8)
Last NIT Appearance: 2006
Result: (0-1) lost at Houston, 77-67

BYU'S LAST OUTING — COUGARS COMEBACK IN SECOND HALF TO DOWN TULSA

PROVO, Utah (Jan. 3, 2009) – BYU men's basketball hung with No. 6 Wake Forest through almost the entire game, but fell just short in the last minutes as the Demon Deacons prevailed 94-87 on Saturday in the Marriott Center. The loss at the Marriott Center is the first for the Cougars in 54 games. Prior to facing off against Wake Forest, BYU owned the nation's longest home-court winning streak, 53 games. After falling behind 14-5 just four minutes into the game, the Cougars used a 15-0 run to move ahead 20-14 at the 12:58 mark. The teams would continue to play a close game throughout a first half that saw five ties and six lead changes. With the score 45-43 in favor of the Deacons and only 0:20 left in the first half, Jimmer Fredette stole the ball at midcourt and drove in for a fast-break layup. He was fouled as he shot the ball, and following the play, Wake Forest center Chas McFarland was assessed a technical foul. Lee Cummard made both technical free-throws, and Jimmer Fredette made his free-throw, which gave the Cougars a three-point lead, 48-45 going into the break. BYU's defense held Wake Forest without a field goal for the last 3:14 of the first half. Fredette had 18 points in the first half on 7-of-11 shooting, and the Cougars were perfect 8-of-8 from the free-throw line as a team. The Cougars continued their strong offensive play into the second half, and a Jackson Emery three-pointer put BYU up 62-54 at the 14:32 mark, when Wake Forest coach Dino Gaudio called a timeout. Poor three-point shooting hurt the Cougars down the stretch, as they were only able to make 4-of-17 attempts (23 percent) in the second half. Neither team was able to pull away through the second half, and the teams were very close statistically as well. BYU out-rebounded the Deacons 46-42, and each team had 13 turnovers. Wake Forest out-scored the Cougars 36-35 in the paint, and had 10 fast-break points to BYU's 14. The teams fought back and forth throughout the second half until Wake Forest took the lead for good on a James Johnson tip-in. Wake Forest's Jeff Teague led all scorers in the game with 30 points. Fredette led the Cougars with 23 points and nine assists, and Jonathan Tavernari added 18 points. In all, five Cougars scored in double-figures. Johnson had 15 rebounds, and Tavernari led BYU with nine. Cummard had seven boards to go with his 17 points.

WHAT WAS SAID AFTER THE GAME ...**BYU Head Coach Dave Rose**

– "I thought it was a hard fight between two competitive teams. We had a lot of opportunities but just could not convert. We had some good looks but just could not get the ball to go in."
– "The atmosphere was great, the fans were into the game. We have a great home court advantage and great fans."
– "Our players are playing hard trying to make things happen. Wake Forest played some great defense late in the game and that gave us trouble."
– "It was a difficult game for both teams. The fouls caused some issues with our substitution patterns."
– "I was proud of how our guys fought. They played hard and battled hard."

Wake Forest Head Coach Dino Gaudio

– "I thought it was a great college basketball game in an unbelievable environment. That parallels anything you'll see in the ACC. I told my team that was not a good win tonight, that was a great win against a great team."
– "We came in for shoot around and all the kids were lined up. That is tremendous what coach Rose has done getting the students involved."

BYU NOTES FROM LAST OUTING**Player Notes**

– Jimmer Fredette led the Cougars in scoring with 18 points in the first half, a season high for the first half. He also tied his career high in scoring with 23 total points on the night. He also led the Cougars in assists chalking up nine, also a career high.
– Charles Abouo scored a season high for a first half with six points, and a career-high 10 points for the game. He also posted a career-high five rebounds.
– Jackson Emery had his 11th-straight game with a trey. He drained two threes and had 13 points on the night, along with four offensive rebounds.
– Gavin MacGregor posted a career-high five rebounds against the Demon Deacons as well as four points.
– Jonathan Tavernari scored 18 points and grabbed nine boards on the night.
– Against Wake Forest Lee Cummard had 17 points and eight rebounds. He hit 5-for-7 from the free throw line.

Team Notes

– For the seventh time this season the Cougars have scored more than 40 points in the first half. The 48 first half points is the most BYU has scored in the first half this season.
– For the third game this season BYU had five Cougars in double figures. Charles Abouo (10), Jackson Emery (13), Lee Cummard (17), Jimmer Fredette (23) and Jonathan Tavernari (18).
– Three Cougars fouled out against the Demon Deacons, Charles Abouo, Gavin MacGregor, and Chris Miles. The last time three or more players fouled out was at Lamar on Dec. 13, 2006.
– For the 12th-straight game, BYU head coach Dave Rose started Jimmer Fredette, Jackson Emery, Lee Cummard, Jonathan Tavernari and Chris Miles. The Cougars are 10-2 with that starting lineup.
– BYU shot 75 percent (15-of-20) at the free throw line compared to the 69.4 percent (25-of-36) shot by Wake Forest.

Record Watch

– With only 11 people shy of beating the Marriott Center attendance record (23,106 vs. Utah, Mar. 7, 1981), Cougar fans came out even though school is not yet in session. With 23,096 in attendance at Saturday's game, it surpassed the number two spot of 23,084 vs. Utah on Jan. 12, 1980.
– Jonathan Tavernari hit four three-pointers against Wake Forest to bring his career total to 154. He is third in BYU history and is now 10 threes away from passing Mike Rose (163) for second. He has 37 threes this season.
– With 17 points against Wake Forest on Saturday, Lee Cummard now has 1,251 career points. He is 34 points from passing Alan Taylor (1,284) for 19th.

Game Trends

– After being down by their biggest deficit of the season (nine points), the Cougars went on a 15-0 run to put them up 20-14.
– BYU's largest lead of the game came in the second half (eight points) with 14:37 left. Wake Forest's largest lead of the game was in the first half (nine points) at the 16:47 mark.
– The Demon Deacons stopped the nation's longest active and BYU's all-time longest home winning streak at 53 games.



COUGAR ROSTER BREAKDOWN

STARTERS RETURNING (2)

Name	Pos.	Cl.	2007-08 Stats
Lee Cummard	G	Sr.	(15.8 ppg, 6.3 rpg, 3.5 apg)
Jonathan Tavernari	F	Jr.	(13.1 ppg, 5.3 rpg, 1.5 apg)

STARTERS LOST (3)

Trent Plaisted	F/C	Jr.	(15.6 ppg, 7.7 rpg, 1.5 apg)
Sam Burgess	G	Sr.	(8.7 ppg, 3.5 rpg, 1.9 apg)
Ben Murdock	G	Sr.	(3.9 ppg, 2.4 rpg, 3.6 apg)

OTHER LETTERWINNERS RETURNING (6)

Jimmer Fredette	G	So.	(7.0 ppg, 1.1 rpg, 1.7 apg)
Chris Miles	F/C	Jr.	(2.5 ppg, 1.5 rpg, 0.6 apg)
Michael Loyd, Jr.	G	So.	(2.0 ppg, 0.9 rpg, 1.2 apg)
Archie Rose	G	Sr.	(0.9 ppg, 0.8 rpg, 0.4 apg)
Gavin MacGregor	F/C	Sr.	(* 1.2 ppg, 0.5 rpg, 0.5 bpg)
Jackson Emery	G	So.	(* * 2.8 ppg, 1.5 rpg, 0.7 apg)

* Did not play last year due to injury, stats from 2006-07
 ** Did not play last year while serving a two-year LDS Church mission; stats from 2005-06

OTHER LETTERWINNERS LOST (3)**

Vuk Ivanovic	F/C	Sr.	(3.3 ppg, 2.4 rpg)
Chris Collinsworth	F	Fr.	(3.2 ppg, 4.8 rpg, 0.5 apg)
Nick Martineau	G	Fr.	(0.7 ppg, 0.4 rpg, 0.7 apg)

** Includes two players who are interrupting their eligibility to serve LDS Church missions (Collinsworth and Martineau)

RETURNING REDSHIRTS (3)

Name	Pos.	Ht.	Wt.	Cl.
Lamont Morgan, Jr.	G	5-10	170	Jr.
James Anderson	F/C	6-10	230	Fr.
Matt Pinegar	G	6-0	190	Fr.

NEWCOMERS (3)

Charles Abouo	G/F	6-5	210	Fr.
Michael Boswell	F	6-9	215	Fr.
Noah Hartssock	F	6-8	215	Fr.

BY POSITION

POINT GUARD

Lamont Morgan, Jr.	5-10	Jr.
Jimmer Fredette	6-2	So.
Michael Loyd, Jr.	6-1	So.

WING

Lee Cummard	6-6	Sr.
Archie Rose	6-4	Sr.
Jonathan Tavernari	6-6	Jr.
Jackson Emery	6-3	So.
Jimmer Fredette	6-2	So.
Michael Loyd, Jr.	6-2	So.
Charles Abouo	6-5	Fr.
Matt Pinegar	6-0	Fr.

POST

Gavin MacGregor	6-9	Sr.
Chris Miles	6-11	Jr.
Jonathan Tavernari	6-6	Jr.
James Anderson	6-11	Fr.
Michael Boswell	6-9	Fr.
Noah Hartssock	6-8	Fr.

CUMMARD, TAVERNARI NAMED TEAM CAPTAINS

PROVO, Utah (Nov. 4, 2008) – BYU men's basketball head coach Dave Rose announced Tuesday that senior Lee Cummard and junior Jonathan Tavernari have been selected to serve as captains on this year's team. Cummard is a three-year starter and the reigning Mountain West Conference Player of the Year. He earned Associated Press All-America honorable mention last year after helping the Cougars win their second straight outright MWC title and a 27-8 overall record. A 6-foot-7 swingman from Mesa, Ariz., Cummard is a do-everything player who led the Cougars in scoring (15.8), field-goal percentage (.569), three-point percentage (.472) and blocked shots (1.0) last year while ranking second in rebounds (6.3), assists (3.5), steals (0.9) and free-throw percentage (.857). Tavernari followed his MWC Freshman of the Year season in 2006-07 with a record-setting sophomore campaign last year. The 6-foot-6 forward from Sao Bernardo, Brazil, earned All-MWC Third Team honors and set the BYU single-season and sophomore MWC three-point record with 88 treys last season. He was third on the team in scoring (13.1 ppg) and rebounding (5.3 rpg) while averaging 1.5 assists and a team-best 1.4 steals per game. This summer he was the lone nonprofessional player to make the Brazilian Senior National Team that competed at the Olympic Qualifying Tournament in Athens, Greece.

LEE CUMMARD NAMED TO WOODEN AWARD AND NAISMITH TROPHY WATCH LISTS

BYU senior guard Lee Cummard has been named to the preseason watch lists for two of college basketball's most prestigious awards, the Wooden Award and the Naismith Trophy. Both lists are composed of 50 student athletes who, based on last year's individual performance and team records, are the early frontrunners for the awards. The reigning Mountain West Conference Player of the Year, Cummard is a three-year starter who earned Associated Press All-America honorable mention last year after leading the Cougars to a 27-8 overall record and their second straight outright MWC title. A 6-foot-7 swingman from Mesa, Ariz., Cummard is a do-everything player who led the Cougars in scoring (15.8), field-goal percentage (.569), three-point percentage (.472) and blocked shots (1.0) last year while ranking second in rebounds (6.3), assists (3.5), steals (0.9) and free-throw percentage (.857).

CUMMARD, TAVERNARI AND MILES EARN ALL-BTI HONORS

Chris Miles and Jonathan Tavernari earned Basketball Travelers Invitational All-Tournament honors while Lee Cummard was named the tournament MVP. Cummard led the Cougars at the BTI averaging 16.0 points and 7.3 rebounds while shooting 60.0 percent from the field. Tavernari was second in scoring and rebounding at 14.3 points and 6.7 rebounds per game. Chris Miles averaged 12.0 points and 4.7 rebounds. Miles had his best game in BYU's win over Cal Poly, scoring a career-high 24 points.

BYU PLAYERS OF THE WEEK

Lee Cummard (Nov. 17)

COLORADO SPRINGS, Colo. – BYU senior Lee Cummard has been named the Mountain West Conference Men's Basketball Player of the Week for the third time in his career. A 6-foot-7 guard from Mesa, Ariz., Cummard scored a career-high 36 points to go with 11 rebounds, four assists, two steals and a career-best tying four blocks in BYU's 75-65 victory over Long Beach State Friday in Provo. He shot 13-for-16 (81.3 percent) from the floor, including 3-of-4 from three-point range and 7-for-7 from the charity stripe. Cummard netted 22 of his team's 31 points in the first half on 9-of-11 shooting and kept BYU in the game by scoring 11 of 12 points during one stretch. With BYU trailing 40-33 early in the second half, he scored six straight points and assisted on another bucket to give the Cougars the lead, then went 6-for-6 from the free-throw line in the final six minutes of the contest to put the game away. His 36 points marks the most points scored by a BYU player since 1993 and ties for the eighth highest individual performance in BYU men's basketball history.

Jimmer Fredette (Dec. 15)

COLORADO SPRINGS, Colo. – BYU sophomore Jimmer Fredette and New Mexico junior Roman Martinez have been named the Mountain West Conference Men's Basketball Co-Players of the Week. Fredette is a first-time player of the week honoree and is the second Cougar this season to earn the award. Lee Cummard was named player of the week on Nov. 17. A 6-foot-2 guard from Glens Falls, N.Y., Fredette averaged 20.0 points per game while shooting 72.7 percent from the field (16-for-22) and 87.5 percent from the charity stripe in helping BYU to wins against Boise State (94-56) and Portland (91-76) last week. He started the week scoring a career-high 23 points on 10-of-15 shooting, while tying a career-best with four steals vs. Boise State. Fredette also tallied two assists vs. the Broncos. Against Portland, Fredette scored 17 points (6-for-7 from the field), while also collecting three rebounds, three assists and two steals.

SIGNING DAY

PROVO, Utah (Nov. 12, 2008) – BYU men's basketball coach Dave Rose today announced that four players have committed to play for the Cougars by signing national letters of intent. Joining BYU for the 2009-10 season will be 6-foot-4 guard Tyler Haws out Lone Peak High School and 6-foot-9 forward Brandon Davies out of Provo High School. Big men Nate Austin from Lone Peak and Ian Harward from Creem High School, both 6-foot-10, plan to complete their missionary service before enrolling at BYU. Haws has led Lone Peak to back-to-back 5A state titles under coach Quincy Lewis. Haws averaged 20.9 points, 4.6 rebounds and 3.1 assists per game as a junior while helping Lone Peak to a 23-2 overall record. He was named the 2008 Utah Mr. Basketball and the 2008 Gatorade Utah boys basketball player of the year. Haws's father Marty Haws was an all-conference selection at BYU. This past summer he was the only boys basketball player from Utah that participated in the Reebok All-America camp in Philadelphia, which featured 100 of the top high school players from around the country. An athletic big man and excellent low post scorer, Davies has helped lead Provo High School to back-to-back 4A state titles under Craig Drury. Davies was recently named to the Long Beach Press-Telegram Best in the West Second Team along with Haws. A traditional low post player, Harward will bring size to the Cougar roster following his mission. Harward plays well with his back to the basket and has range out to 15 feet. This summer Harward registered 35 points, 13 rebounds and 10 blocks in a Tri-City Tournament game near Seattle. Austin is a teammate of Haws at Lone Peak High. At the Las Vegas Spring Showcase Austin scored 24 points and grabbed 22 rebounds in a gold bracket quarterfinal game. Austin is known for his work ethic and can step out and shoot the three as well as play on the post.



COUGAR ROSTER BREAKDOWN CONT.

BY CLASS

SENIORS (3)

Lee Cummard	6-6	G/F
Gavin MacGregor	6-9	F/C
Archie Rose	6-4	G/F

JUNIORS (3)

Chris Miles	6-11	F/C
Lamont Morgan, Jr.	5-10	G
Jonathan Tavernari	6-6	G/F

SOPHOMORES (3)

Jackson Emery	6-3	G
Jimmer Fredette	6-2	G
Michael Loyd, Jr.	6-2	G

FRESHMEN (5)

Charles Abouo	6-5	G/F
James Anderson	6-11	C
Michael Boswell	6-9	F
Noah Hartssock	6-8	F
Matt Pinegar	6-0	G

BY STATE/COUNTRY

ARIZONA (2)

James Anderson	Page
Lee Cummard	Mesa

CALIFORNIA (2)

Gavin MacGregor	Ridgecrest
Lamont Morgan, Jr.	Pomona

NEVADA (1)

Michael Loyd, Jr.	Las Vegas
-------------------	-----------

NEW YORK (1)

Jimmer Fredette	Glens Falls
-----------------	-------------

OKLAHOMA (1)

Noah Hartssock	Bartlesville
----------------	--------------

OREGON (1)

Michael Boswell	Aloha
-----------------	-------

UTAH (3)

Jackson Emery	Alpine
Chris Miles	Provo
Matt Pinegar	Provo

BAHAMAS (1)

Archie Rose	Nassau
-------------	--------

BRAZIL (1)

Jonathan Tavernari	Sao Bernardo
--------------------	--------------

COTE D'IVOIRE (1)

Charles Abouo	Abidjan
---------------	---------

1,000-POINT MAN

Including a season-high performance with 36 against Long Beach State, 30 against Weber State, 28 against Cal Poly and 26 at Tulsa, Lee Cummard now has 238 total points for the season and 1,241 for his career. He is now 19th all-time in scoring in BYU history. Cummard is 34 points from passing Alan Taylor for 19th all-time.

15. Marty Haws (1986-90)	1,337
16. Joe Nelson (1947-50)	1,317
17. Dick Nemelka (1962-66)	1,299
18. Alan Taylor (1976-80)	1,284
19. Lee Cummard (2005-present)	1,251

OQUIRRH BUCKET BATTLE

The Old Oquirrh Bucket (named after the Oquirrh Mountains to the west of Salt Lake City) is the symbol of in-state basketball supremacy in Utah. Each year the trophy is awarded to the in-state college team (Utah, BYU, Southern Utah, Utah State, Utah Valley and Weber State) which has the best won-loss record against in-state competition. BYU has claimed the Bucket nine times since its inception, including the last two seasons. With BYU's 68-63 victory against Utah State the Cougars are 2-0 in Oquirrh Bucket competition. Utah State is 3-1 against in-state competition, Webber State is 1-3, Utah and Utah Valley are 1-1, Weber State is 1-3 and Southern Utah 0-3.

REDSHIRTS

BYU is redshirting two players during the 2008-09 season. They are sophomore guard Michael Lloyd, Jr. and freshman forward Michael Boswell.

BEST START THROUGH 110 GAMES

BYU coach Dave Rose coached his 110th game as the head coach of the Cougars when BYU defeated Tulsa on Dec. 30. His career record through 110 games of 83-27 (.755) is the best record for a BYU men's basketball coach through his first 110 games. Rose is the only BYU coach to have won 80-or-more games in their first 110 games coached at BYU and seven games better than the next best coach. Below are the records of BYU coaches through their first 110 games and their career records.

Coach	Through 110	Career Record
Fred Bennion (1908-10)	N/A	16-6
E.L. Roberts (1911-20, 25-28)	74-36	87-49
Alvin Twitchell (1920-25)	N/A	50-20
G. Ott Romney (1928-35)	74-36	139-71
Edwin R. Kimball (1935-36, 38-41)	N/A	59-38
Fred 'Buck' Dixon (1936-38)	N/A	25-23
Floyd Millett (1941-49)	64-46	104-77
Stan Watts (1949-72)	76-34	371-254
Glen Potter (1972-75)	N/A	42-36
Frank Arnold (1975-83)	57-53	137-94
Ladell Andersen (1983-86)	65-45	114-71
Roger Reid (1989-96)	76-34	152-77
Steve Cleveland (1997-2005)	56-54	138-108
Dave Rose (2005-present)	83-27	83-27

DOWNTOWN RECORD WATCH

With four treys against No. 6 Wake Forest Jonathan Tavernari has 154 career threes, including 37 this season. He started the season with 117 and has passed Andy Toolson for third place and is 10 downtown makes from passing Mike Rose (163) for second. Tavernari also has 421 attempts from downtown, good for second all-time in school history. Lee Cummard has 133 threes for his career, now nine threes from passing Andy Toolson for fourth.

Career Leaders - Threes Made

1. Mark Bigelow	213
2. Mike Rose	163
3. Jonathan Tavernari	154
4. Andy Toolson	141
5. Lee Cummard	133

Career Leaders - Threes Attempted

1. Mark Bigelow	559
2. Jonathan Tavernari	421
3. Mike Rose	381
4. Randy Reid	355
5. Terrell Lyday	321

MAGIC NUMBER: 70

With a 87-94 loss Wake Forest BYU is now 10-2 when scoring at least 70 points in 2008-09. BYU's only game without scoring 70 points was a 68-63 win against Utah State. In 2007-08 the Cougars were nearly perfect when scoring at least 70 points, posting a record of 22-1. The Cougars scored 90 or more points in five games last season (three times this season), reaching 100 against Jackson State, and were 10-0 when scoring more than 80 points. BYU is 6-1 when scoring more than 80 points in 2008-09. Portland, Arizona State and Wake Forest are BYU's only opponents to have reached 70 points in a game in 2008-09. Prior to the Arizona State loss the Cougars had won 20 games in a row when reaching 70 points.

BIG SECOND HALF

Leading 33-29 at the break against Boise State the Cougars exploded for 61 points in the second half. BYU ran away from the Broncos with a 22-5 run in the fist 4:31 to start the second half. The 61 points scored is tied for the 18th-most points scored in a half in school history. It was the most points scored in a half since the Cougars scored 62 in the first half against Sacramento State on Feb. 25, 1993. BYU scored 61 in the second half against Morgan State on Dec. 28, 1995.



BYU'S 2008-09 RECORD WHEN ...

At home	6-1
On the road	4-0
On a neutral floor	1-1
On Television	9-2
On The Mtn.....	2-1
On Versus	0-0
On CSTV/ CBS-CS.	1-0
On ESPN2	0-0
On CBS	0-0
On KJZZ	0-0
On BYUtv	4-0
On KJZZ/ BYUTV	2-0
On FSN	0-1
On other local broadcast TV	0-0
On Monday	0-0
On Tuesday	2-0
On Wednesday	2-0
On Thursday	1-0
On Friday	2-0
On Saturday	4-2
Coming off a win	9-2
Coming off a loss	1-0
Had two or more days between last game	8-2
Had only one day between last game	0-0
Playing the next day after a game	2-0
BYU scores 100 or more points	0-0
BYU scores between 90-99 points	3-0
BYU scores between 80-89 points	3-1
BYU scores between 70-79 points	4-1
BYU scores between 60-69 points	1-0
BYU scores below 60 points	0-0
Opponent scores 90 or more points	1-0
Opponent scores between 80-89 points	0-0
Opponent scores between 70-79 points	1-1
Opponent scores between 60-69 points	6-0
Opponent scores between 50-59 points	3-0
Opponent scores below 50 points	1-0
BYU leads at half	9-2
Opponent leads at half	2-0
Score tied at half	0-0
BYU leads with 5 minutes left	11-1
Opponent leads with 5 min. left	0-0
Score tied with 5 minutes left	0-0
BYU leads with 1 minute left	11-0
Opponent leads with 1 min. left	0-0
Score tied with 1 minute left	0-1
Game goes into overtime	0-0
BYU shoots 50 % or better	9-1
Opponent shoots 50 % or better	0-1
BYU outshoots opponent	11-1
Opponent outshoots BYU	0-1
BYU outrebounds opponent	9-1
Opponent outrebounds BYU	2-1
BYU and opponent tie in rebounds	0-0
vs. top-25 ranked opponent	0-2
vs. 2008 regular-season conference champions ..	2-0
vs. 2008 postseason teams	3-1

LED IN SCORING BY:	08-09	CONF
Lee Cummard	4-0	N/A
Jonathan Tavernari	6-1	N/A
Jimmer Fredette	1-1	N/A

SCORING IN DOUBLE FIGURES:	08-09	CONF
Lee Cummard	9-2	N/A
Jonathan Tavernari	10-2	N/A
Jimmer Fredette	8-2	N/A
Jackson Emery	3-1	N/A
Chris Miles	3-0	N/A
Lamont Morgan, Jr.	1-0	N/A
James Anderson	1-0	N/A
Charles Abouo	0-1	N/A

# OF PLAYERS IN DOUBLE FIGURES:	08-09	CONF
One Player	1-0	N/A
Two Players	3-0	N/A
Three Players	2-1	N/A
Four Players	3-0	N/A
Five Players	2-1	N/A
Six Players	0-0	N/A

HOME WINNING STREAK

BYU's school record and nation's best active home winning streak ended on Saturday, Jan. 3, 2009 with a 94-87 loss to No. 6 Wake Forest. The Cougars are now 6-1 at home in 2008-09. The Cougars set the school record with their 67-59 win over Utah in the Marriott Center on Feb. 20, their 45th straight home win. The Cougars were 16-0 at home last year and won 17 home games the prior season after going 14-1 at home in 2005-06. BYU's last home loss was in the 2005-06 season opener against Loyola Marymount. BYU had won 29 straight over nonconference opponents and 24 consecutive over MWC foes. BYU's last league loss at home was its season finale in 2005 to UNLV. BYU is 425-117 (.784) all-time in the Marriott Center, and Cougar head coach Dave Rose is 53-2. Prior to the streak, BYU's longest homecourt victory streak was 44 games from Feb 19, 2000 to Jan 16, 2003.

TOP-10 PICK POCKETS

With 11 steals this season Lee Cummard has climbed to ninth all-time in BYU history in career steals with 111. Cummard had 16 as a freshman, 50 as a sophomore and 33 last season. Jonathan Tavernari is also climbing the list with 22 thefts this season and 88 for his career. He is now tied for 16th with Rafael Araujo.

Career Steal Leaders

1. Danny Ainge	195	6. Matt Montague	124
2. Marty Haws	182	7. Randy Reid	118
3. Scott Sinek	140	8. Mark Bigelow	116
4. Nate Call	138	9. Lee Cummard	111
5. Russell Larson	131	10. Justin Weidauer	102

IRON MAN CUMMARD

Since arriving at BYU as a freshman in 2005-06 senior Lee Cummard has not missed a single game. His streak of 111 games played currently ranks 11th for the longest such streak in school history. Cummard has also started the last 82 games he has played, dating back to the first game of the 2006-07 season, a streak that ranks seventh longest in school history. In his career Cummard has played in 111 games and with 17 regular season games remaining, the MWC tournament and the possibility of postseason play he has the potential to claim the top spot in career games played. Below are the streaks for consecutive games started and consecutive games played.

Consecutive Games Started

1. Jeff Chatman	122
2. Fred Roberts	119
3. Mark Bigelow	118
4. Devin Durrant	117
5. Marty Haws	91
6. Michael Smith	90
7. Lee Cummard	82

Consecutive Games Played

1. Mark Durrant	128
2. Ken Roberts	126
3. Marty Haws	123
4. Jeff Chatman	122
5. Nathan Cooper	122
6. Matt Montague	122
7. Eric Nielsen	122
8. Mark Bigelow	120
9. Fred Roberts	119
10. Devin Durrant	117
11. Lee Cummard	111
12. Nathan Call	107

AP Top 25	USA Today/ESPN
1. Pittsburgh (70)	Pittsburgh (30)
2. Duke	Duke
3. North Carolina (2)	North Carolina (1)
4. Wake Forest	Wake Forest
5. Connecticut	Connecticut
6. Oklahoma	Oklahoma
7. Texas	UCLA
8. Michigan St.	Texas
9. Georgetown	Syracuse
10. UCLA	Georgetown
11. Syracuse	Clemson
12. Clemson	Michigan St.
13. Notre Dame	Notre Dame
14. Purdue	Purdue
15. Tennessee	Marquette
16. Xavier	Arizona St.
17. Boston Coll.	Villanova
18. Villanova	Xavier
18. Marquette	Minnesota
20. Arizona St.	Butler
21. Butler	Louisville
22. Minnesota	West Virginia
23. Louisville	Baylor
23. Baylor	Boston Coll.
25. West Virginia	Tennessee
Others Receiving Votes: Michigan 153, California 122, Arkansas 109, Illinois 108, Wisconsin 86, Gonzaga 86, Memphis 67, Davidson 56, St. Mary's 50, UNLV 43, Illinois St. 39, Kansas 37, Ohio St. 28, Texas A&M 27, Maryland 25, Dayton 22, Florida St. 13, Florida 13, BYU 12 , Miami (FL) 8, Missouri 4	Others Receiving Votes: Dayton 54, Illinois St. 50, Michigan 49, St. Mary's 43, Ohio St. 40, Memphis 37, Illinois 34, BYU 34 , Davidson 31, California 31, Gonzaga 27, Arkansas 27, Wisconsin 26, Texas A&M 22, Missouri 21, UNLV 11, Florida 11, LSU 10, Kansas 7, Stanford 5, Washington 1, Utah St. 1, Florida St. 1, Maryland 1



BYU MARGIN OF VICTORY/DEFEAT 2008-09			
	WINS	LOSSES	
1 point.....		1	
2 points.....			1
3 points.....			
4 points.....			
5 points.....	1		
6 points.....	1		
7 points.....		1	
8 points.....			
9 points.....			
10 points.....	1		
11 points.....			
12 points.....	1		
13 points.....			
14 points.....			
15 points.....	1		
16-19 points.....			
20-24 points.....	1 (20)		
25-29 points.....	1 (29)		
30-plus points.....	4 (38, 33, 31, 30)		

BYU STREAKS ...	08-09	OVERALL
Current won/loss streak	1 loss	same
At home	1 loss	same
On the road	4 wins	same
On a neutral floor	1 loss	same
At home vs. Nonconference	1 loss	same
At home vs. MWC	0-0	24 wins
On the road vs. Nonconference	4 wins	same
On the road vs. MWC	0-0	1 loss
On a neutral floor vs. Nonconference	1 loss	same
On a neutral floor vs. MWC	0-0	4 wins
at regular-season tournament	3 wins	same
at MWC Tournament	0-0	1 loss
at NCAA Tournament	0-0	7 losses
at NIT	0-0	2 losses
Games With a Three-Point Make	13	382

INDIVIDUAL SUPERLATIVES	08-09	07-08	CAREER
DOUBLE-FIGURE SCORING			
Lee Cummond	11	32	58
Jonathan Tavernari	12	26	43
Jimmer Fredette	10	12	21
Chris Miles	4	N/A	6
Jackson Emery	4	N/A	6
Lamont Morgan, Jr.	1	N/A	1
James Anderson	1	N/A	1
Charles Abouo	1	N/A	1

DOUBLE-FIGURE REBOUNDING	08-09	07-08	CAREER
Lee Cummond	2	3	8
Jonathan Tavernari	3	3	6

20+ POINTS	08-09	07-08	CAREER
Lee Cummond	5	10	17
Jonathan Tavernari	6	5	11
Chris Miles	1	N/A	1
Jimmer Fredette	1	N/A	0

DOUBLE-DOUBLES	08-09	07-08	CAREER
Lee Cummond	1	3	7
Jonathan Tavernari	2	2	4

DUNKS	08-09	07-08	CAREER
Lee Cummond	1	13	28
Jonathan Tavernari	6	N/A	6
Chris Miles	2	2	5
Jackson Emery	2	N/A	2
Archie Rose	-	1	1
Jimmer Fredette	3	N/A	3
Gavin MacGregor	1	N/A	1
BYU	15	49	
Opponents	14	27	

3-POINTERS MADE	08-09	07-08	CAREER
Jonathan Tavernari	37	88	154
Lee Cummond	16	60	133
Jimmer Fredette	22	43	65
Jackson Emery	18	N/A	31
Lamont Morgan, Jr.	6	N/A	6
Charles Abouo	3	N/A	3
Archie Rose	1	1	2
BYU	103	285	
Opponents	71	183	

LATE FREE THROWS	5:00-2:00	2:00-0:00	OT
Jimmer Fredette	6-6 (1.000)	5-6 (.833)	-
Lee Cummond	5-5 (1.000)	13-16 (.813)	-
Charles Abouo	7-8 (1.000)	0-2 (.000)	-
Gavin MacGregor	1-2 (.500)	2-2 (1.000)	-
Jackson Emery	1-2 (.500)	4-6 (.667)	-
Lamont Morgan, Jr.	0-0 (1.000)	2-2 (1.000)	-
Jonathan Tavernari	-	4-4 (1.000)	-
Archie Rose	0-1 (.000)	-	-
James Anderson	2-2 (1.000)	-	-
Noah Hartssock	-	1-2 (.500)	-
Chris Miles	-	0-2 (.000)	-
Team	22-26 (.846)	31-40 (.775)	-

5-0 STARTS

For the 22nd time in school history BYU men's basketball started the season 5-0. The Cougars are 10-1 with their perfect starting ending with a 76-75 loss to No. 20 Arizona State. Only two other BYU teams have started at least 10-0, the last being in 1987-88 (17-0). In the 21 previous seasons during which BYU started at least 5-0 the Cougars won 20-plus games 11 times and finished first or tied for first in conference play eight times. In fact, the last five times BYU has started at least 5-0 the Cougars have won or shared the regular season conference title, including last season's squad that was 27-8 overall and won the conference outright at 14-2. The Cougars were not members of a conference the first five seasons BYU started 5-0. Three of BYU's previous season-opening win streaks of five-plus games had ended with losses to ranked opponents, including No. 1 North Carolina last season, No. 11 Michigan in 1991-92 and No. 2 NC State in 1955-56. BYU's most obscure loss to end a perfect start to a season was to Denver Piggly Wiggly in 1932-33.

Year	Start	How ended	Final Record	Conf. Finish	Year	Start	How ended	Final Record	Conf. Finish
08-09	10-0	loss vs. No. 20 Arizona State	TBD	TBD	41-42	13-0	loss at Wyoming	17-3	T2nd
07-08	5-0	loss to No. 1 North Carolina	27-8	1st	40-41	5-0	loss at San Diego State	14-9	4th
02-03	5-0	loss at Creighton	23-9	T1st	32-33	6-0	loss at Denver Piggly Wiggly	20-7	1st
91-92	7-0	loss to No. 11 Michigan	25-7	T1st	31-32	5-0	loss at Wisconsin	20-12	T1st
87-88	17-0	loss to Alabama-Birmingham	26-6	1st	29-30	6-0	loss at UCLA	23-7	3rd
71-72	5-0	loss at Kansas	21-5	1st	22-23	6-0	loss at Utah State	7-5	T2nd
65-66	6-0	loss at La Salle	20-5	2nd	12-13	5-0	loss to Utah	7-3	N/A
55-56	6-0	loss at No. 2 NC State	18-8	2nd	11-12	7-0	season ended	7-0	N/A
53-54	8-0	loss vs. Duesquesne	18-11	3rd	10-11	8-0	season ended	8-0	N/A
52-53	7-0	loss at Oregon State	22-8	2nd	09-10	8-0	lost to the YMCA	9-2	N/A
49-50	6-0	loss at Pepperdine	22-12	1st	05-06	5-0	loss to Chicago YMCA	11-1	N/A

BYU STARTING LINEUPS

Opponent	(1)	(2)	(3)	(4)	(5)
LONG BEACH STATE	Morgan, Jr.	Emery	Cummond	Tavernari	Miles
at Pepperdine	Fredette	Emery	Cummond	Tavernari	Miles
NORTH FLORIDA	Fredette	Emery	Cummond	Tavernari	Miles
RICE	Fredette	Emery	Cummond	Tavernari	Miles
CAL POLY	Fredette	Emery	Cummond	Tavernari	Miles
at Idaho State	Fredette	Emery	Cummond	Tavernari	Miles
at Weber State	Fredette	Emery	Cummond	Tavernari	Miles
at Utah State	Fredette	Emery	Cummond	Tavernari	Miles
BOISE STATE	Fredette	Emery	Cummond	Tavernari	Miles
PORTLAND	Fredette	Emery	Cummond	Tavernari	Miles
at Arizona State	Fredette	Emery	Cummond	Tavernari	Miles
at Tulsa	Fredette	Emery	Cummond	Tavernari	Miles
WAKE FOREST	Fredette	Emery	Cummond	Tavernari	Miles
WESTERN OREGON					
at Colorado State					
TCU					
at New Mexico					
UNLV					
SAN DIEGO STATE					
at Utah					
WYOMING					
at Air Force					
COLORADO STATE					
at TCU					
NEW MEXICO					
at UNLV					
at San Diego State					
UTAH					
at Wyoming					
AIR FORCE					

WON-LOSS RECORDS/STARTING LINEUPS	(1)	(2)	(3)	(4)	(5)
RECORD					
1-0	Morgan, Jr.	Emery	Cummond	Tavernari	Miles
10-2	Fredette	Emery	Cummond	Tavernari	Miles



2008-09 COUGAR GAME LEADERS

POINTS

Name	# of Times	High	Game
Lee Cummmard	4	36	LBSU
Jonathan Tavernari	7	25	UNF, Portland
Jimmer Fredette	2	23	BSU, WF

REBOUNDS

Name	# of Times	High	Game
Lee Cummmard	4	12	North Florida
Jonathan Tavernari	8	10	Pepperdine, Tulsa
Four Players	1	5	Rice

ASSISTS

Name	# of Times	High	Game
Jonathan Tavernari	1	5	LBSU
Jackson Emery	1	9	Pepperdine
Jimmer Fredette	7	9	Wake Forest
Lee Cummmard	5	6	USU, ASU
Chris Miles	1	4	Portland

2008-09 OPPONENT GAME LEADERS

POINTS

Name	School	Total
James Harden	Arizona State	30
Jeff Teague	Wake Forest	30

REBOUNDS

Name	School	Total
James Johnson	Wake Forest	15

ASSISTS

Name	School	Total
James Harden	Arizona State	6
Keion Bel	Pepperdine	5
Matt Stucki	Idaho State	5

BLOCKS

Name	School	Total
Titus Shelton	Cal Poly	3

STEALS

Name	School	Total
Ben Uzoh	Tulsa	6

RECORD-SETTING ATTENDANCE

BYU fans came out in full force to support the Cougars against Wake Forest. The official attendance was 23,096, just 10 from tying the Marriott Center record for attendance set March 7, 1981 against Utah. BYU defeated the Utes 95-76 in that game. The Wake Forest game unseated the previous No. 2 crowd set on Jan. 12, 1980, also against Utah. BYU won that game 89-72. The crowd does mark the largest crowd for a nonconference game. The previous record was set on Nov. 30, 1979, against Illinois, a game the Cougars lost 86-76.

INTERNATIONAL PLAYERS AT BYU

- Including incoming freshman Charles Abouo, 28 international players have played basketball at BYU.
- The Cougars have had an international player on their varsity roster in 37 of the past 57 years.
- In the last five years, BYU has rostered eight international players, including three on this season's team - Charles Abouo (Cote d'Ivoire), Archie Rose (Bahamas) and Jonathan Tavernari (Brazil).
- Foreign players at BYU have received nine all-conference citations, two conference player of the year awards (Timo Saarelainen - 1985, Rafael Araujo - 2004), one conference freshman of the year award (Jonathan Tavernari - 2007) and eight All-America citations (Kresimir Cosic - 1972 and 1973, Rafael Araujo - 2004).
- According to a book about basketball in Finland by Mikko Simon, BYU has the distinction of being the first NCAA Division I school to have an overseas player on its roster when Timo Lampen, a native of Lahti, Finland, took the court for the Cougars in 1960-61.
- BYU also boasts the first foreign All-American in Kresimir Cosic, whose BYU jersey was retired on March 4, 2006. The Zadar, Yugoslavia, native played on the Cougar varsity team from 1971-73 and earned six All-America citations and three first-team All-Western Athletic Conference awards. He is the only BYU player to be inducted into the Basketball Hall of Fame. Cosic passed away in 1995.
- During the 2005 NCAA Men's Basketball Tournament, CBS Television analyst Billy Packer singled out Cosic during a discussion of the quality of international players now playing college basketball. Said Packer, "Kresimir Cosic, who played for BYU, was really the first great international player to play basketball in the United States."

SPREADING THE WEALTH

With new starting guards Jimmer Fredette and Jackson Emery leading the way, BYU is first in the MWC in assists/game at 17.92. Fredette currently leads the squad and is second in the MWC in assists, averaging 4.54 per game. He dished out a career-best nine assists against Wake Forest. Fredette is also eighth in the conference in assist/turnover ratio at 1.69. Emery is first in the conference in assist/turnover ratio at 2.69 and tied for 10th in assists per game at 3.31 with teammate Lee Cummmard. Cummmard is fourth in the league in assist/turnover ratio at 2.05.

HITTING A HIGH PERCENTAGE

The Cougars are connecting on 50.9 percent (first in the MWC) of their shots from the field this season. BYU has hit 50.0 percent or better from the field in 10 games this season, including a season-best 61.7 percent against Portland. The Cougars are shooting 49.7 percent in the first halves of games and step it up a notch in the second halves, hitting 52.1 percent.

2008-09 SCORING BY HALF (BYU-OPPONENT)

	FIRST HALF (Margin)	FIELD GOAL %	SECOND HALF (Margin)	FIELD GOAL %	FINAL (Margin)	FIELD GOAL %
Long Beach State	31-38 (-7)	37.5-46.9	44-27 (+17)	50.0-34.5	75-65 (+10)	43.3-41.0
at Pepperdine	32-21 (+11)	44.4-40.9	50-32 (+18)	60.9-32.3	82-53 (+29)	52.0-35.8
NORTH FLORIDA	35-12 (+23)	41.7-20.0	39-29 (+10)	57.1-35.6	74-41 (+33)	50.0-30.8
RICE	43-23 (+20)	55.2-41.7	40-29 (+11)	56.0-35.7	83-52 (+31)	50.6-38.5
CAL POLY	44-28 (+16)	54.1-35.5	32-36 (-4)	50.0-42.9	76-64 (+12)	52.4-39.0
at Idaho State	40-28 (+12)	55.6-44.0	45-37 (+8)	57.7-38.7	85-65 (+20)	56.6-41.1
at Weber State	46-39 (+7)	51.6-58.3	46-23 (+23)	63.3-31.8	92-62 (+30)	57.4-45.7
at Utah State	38-35 (+3)	50.0-44.0	30-28 (+2)	32.0-37.0	68-63 (+5)	41.5-40.4
BOISE STATE	33-29 (+4)	40.6-38.7	61-27 (+34)	64.7-31.4	94-56 (+38)	53.0-34.8
PORTLAND	45-36 (+9)	69.6-48.4	46-40 (+6)	54.2-43.3	91-78 (+15)	61.7-45.9
vs. Arizona State	41-36 (+5)	57.7-48.3	34-40 (-6)	42.3-47.8	75-76 (-1)	50.0-48.1
at Tulsa	31-35 (-4)	48.1-37.5	43-33 (+10)	57.7-34.4	74-68 (+6)	52.8-36.1
WAKE FOREST	48-45 (+3)	48.6-51.5	39-49 (-10)	33.3-48.4	87-94 (-7)	40.3-50.0
WESTERN OREGON						
at Colorado State						
TCU						
at New Mexico						
UNLV						
SAN DIEGO STATE						
at Utah						
WYOMING						
at Air Force						
COLORADO STATE						
at TCU						
NEW MEXICO						
at UNLV						
at San Diego State						
UTAH						
at Wyoming						
AIR FORCE						
SEASON TOTALS (avg. margin)	507-405 (+102)	49.7-42.7	549-430 (+119)	52.1-38.2	1056-835 (+221)	50.9-40.5



**BYU BASKETBALL ON KSL NEWSRADIO
(102.7 FM and 1160 AM)**

The "Voice of the Cougars" is KSL Newsradio 1160's Greg Wrubell. He is in his 13th season as the play-by-play voice of BYU basketball. Wrubell, also the voice of BYU football, is joined by former Cougar lettermen Mark Durrant or Andy Toolson as color analysts. Durrant is in his 12th year teaming with Wrubell while Toolson, a former Cougar letterman and assistant coach, enters his second year. In addition to live coverage of every Cougar game, the following programs can be heard each week on KSL Newsradio.



COACH ROSE ON KSL NEWSRADIO ...

- Coach's Corner with Dave Rose
Mondays at 8:45 a.m. (beginning Dec. 1)
- The Dave Rose Show
Mondays from 7-8 p.m. (beginning Nov. 24)

THE DAVE ROSE SHOW ON KSL-TV

BYU coach Dave Rose's weekly television show airs on Sunday evenings beginning Nov. 30 at 11 p.m. on KSL-TV, channel 5 in Salt Lake City and will be rebroadcast on the mtn. (check weekly listings for scheduled air times).

BYU FOREIGN PLAYERS BREAKDOWN BY COUNTRY

FINLAND (7)					
Timo Lampen	Lahti, Finland	1961			
Kari Liimo	Helsinki, Finland	1967-69			
	Two-time All-WAC				
Veikko Vainio	Kotka, Finland	1969-71			
Kalevi Sarkalahti	Helsinki, Finland	1971-73			
Jarmo Laitinen	Tapiola, Finland	1975			
Timo Saarelainen	Helsinki, Finland	1981-85			
	All-WAC, WAC Player of the Year				
Jarkko Ahlbom	Rauma, Finland	1996-98			
CANADA (5)					
Tom Karren	Alberta, Canada	1952-54			
Bob Inglis	Calgary, Canada	1960, 62			
Orville Fisher	Alberta, Canada	1966-68			
Phil Tollestrup	Alberta, Canada	1970-72			
Jimmy Balderson	Alberta, Canada	2002, 05-07			
BRAZIL (4)					
Rafael Araujo	Sao Paulo, Brazil	2003-04			
	MWC Player of the Year,				
	Two-time All-MWC,				
	Two-time All-American				
Luiz Lemes	Sao Paulo, Brazil	2003-04			
Fernando Malaman	Limeira, Brazil	2006-07			
Jonathan Tavernari	Sao Bernardo, Brazil	2007-pres.			
YUGOSLAVIA (3)					
Kresimir Cosic	Zadar, Yugoslavia	1971-73			
	Three-time All-WAC,				
	Six-time All-American				
Misho Ostarcevic	Zadar, Yugoslavia	1976-77			
Nick Nakic	Zagreb, Yugoslavia	1977			
AUSTRALIA (1)					
Cory Reader	Brisbane, Australia	1994-95			
BAHAMAS (1)					
Archie Rose	Nassau, Bahamas	2008-pres.			
COTE D'IVOIRE (1)					
Charles Abouo	Abidjan, Cote d'Ivoire	2009-pres.			
BELGIUM (1)					
Sam Adams	Antwerp, Belgium	1991			
ENGLAND (1)					
Fred Petty	Yorkshire, England	1972			
HOLLAND (1)					
Paul Vos	Waalre, Holland	1978			
MEXICO (1)					
John Hatch	Colonial Juarez, Mexico	1968			
NEW ZEALAND (1)					
Michael Tompson	Nelson, New Zealand	1997			
SERBIA (1)					
Vuk Ivanovic	Pancevo, Serbia	2006-08			

LIMITING RUNS AND LEADS

BYU has yet to be on the losing end of a blowout this season while having won nine games by double digit totals. In fact, the largest lead any BYU opponenet has held against the Cougars this season is nine by Wake Forest at 14-5. The Cougars responded in that game with a 15-0 run to take a 20-14 lead. Tulsa led by eight points and Long Beach State and Arizona State each led by seven points. Three of BYU's foes never led the Cougars at anytime. Wake Forest is also the only team this season to go on a run of double figures against BYU (1 1-0 in the second half).

2008-09 OFFENSIVE TRENDS (BYU-OPPONENT)

	PTS/PAINT (Margin)	PTS OFF T.O. (Margin)	2ND CHANCE PTS (Margin)	FASTBREAK PTS (Margin)	BENCH PTS (Margin)	BIG RUN	BIG LEAD
@ Long Beach State	30-24 (+6)	12-6 (+6)	12-5 (+7)	6-0 (+6)	8-17 (-9)	8-0/7-0	10/7
at Pepperdine	26-14 (+12)	23-12 (+11)	4-6 (-2)	8-4 (+4)	17-28 (-11)	10-0/9-0	33/0
NORTH FLORIDA	28-10 (+18)	18-7 (+11)	12-1 (+11)	4-0 (+4)	21-12 (-9)	9-0/3-0	35/0
RICE	26-22 (+4)	23-12 (+11)	12-9 (+3)	12-4 (+8)	28-27 (+1)	16-0/8-0	39/0
CAL POLY	38-18 (+20)	19-21 (-2)	13-9 (+4)	2-10 (-8)	6-21 (-15)	11-0/8-0	18/4
at Idaho State	41-22 (+19)	20-12 (+8)	8-10 (-2)	20-2 (+18)	7-18 (-11)	14-0/7-0	20/6
at Weber State	24-22 (+2)	22-4 (+18)	8-2 (+6)	8-0 (+8)	19-23 (-4)	8-0/7-0	32/4
at Utah State	20-22 (-2)	15-6 (+9)	6-16 (-10)	0-0 (0)	7-8 (-1)	5-0/7-0	10/1
BOISE STATE	45-28 (+17)	40-7 (+33)	4-11 (-7)	23-4 (+19)	24-34 (-10)	14-0/7-0	42/2
PORTLAND	34-26 (+8)	24-17 (+7)	11-16 (-5)	14-0 (+14)	15-13 (-2)	10-0/6-0	23/2
vs. Arizona State	14-26 (-12)	17-15 (+2)	9-19 (-10)	2-4 (-2)	10-12 (-2)	8-0/5-0	10/7
at Tulsa	34-30 (+4)	7-8 (-1)	11-23 (-12)	4-0 (+4)	3-22 (-19)	7-0/9-0	9/8
WAKE FOREST	35-36 (-1)	25-21 (+4)	17-14 (+3)	13-8 (+5)	14-8 (+6)	15-0/11-0	8/9
WESTERN OREGON							
at Colorado State							
TCU							
at New Mexico							
UNLV							
SAN DIEGO STATE							
at Utah							
WYOMING							
at Air Force							
COLORADO STATE							
at TCU							
NEW MEXICO							
at UNLV							
at San Diego State							
UTAH							
at Wyoming							
AIR FORCE							
SEASON TOTALS	395-300 (+95)	265-148 (+117)	127-141 (-14)	116-36 (+80)	179-243 (-64)		
Times Led (BYU/Opp/Tie)	10/3/0	11/2/0	6/7/0	10/2/1	4/9/0		



2008-09 MWC STANDINGS

	MWC	Overall	Streak
UNLV	1-0	13-2	W8
San Diego State	1-0	11-3	W4
TCU	1-0	9-5	W2
Utah	1-0	9-5	W3
BYU	-	11-2	L1
Wyoming	0-1	11-4	L2
Air Force	0-1	9-5	L2
New Mexico	0-1	9-6	L1
Colorado State	0-1	5-10	L2

2008-09 MWC PLAYERS OF THE WEEK

Nov. 17	Lee Cummard, Sr., G, BYU
Nov. 24	Luke Nevill, Sr., C, Utah
Dec. 1	Kyle Spain, Sr., F, San Diego State
Dec. 8	Rene Rougeau, Sr., G, UNLV
Dec. 15	Jimmer Fredette, So., G, BYU
	Roman Martinez, Jr., F, New Mexico
Dec. 22	Sean Ogirri, Sr., G, Wyoming
Dec. 29	Luke Nevill, Sr., C, Utah

PRESEASON MWC MEDIA POLL

School (First-place votes) Points

1. UNLV (16)-206
2. **BYU (5)-181**
3. San Diego State (3)-170
4. Utah-148
5. New Mexico-132
6. Wyoming-75
7. Air Force-66
8. Colorado State-53
9. TCU-49

Preseason All-MWC

Lee Cummard, Sr., G, BYU

Lorenzo Wade, Sr., F, San Diego State

Wink Adams, Sr., G, UNLV

Luke Nevill, Sr., C, Utah

Brandon Ewing, Sr., G, Wyoming

Preseason Co-Players of the Year

Lee Cummard, Sr., G, BYU

Wink Adams, Sr., G, UNLV

Preseason Newcomer of the Year

Tre'Von Willis, So., G, UNLV

Preseason Freshman of the Year

Phillip McDonald, G, New Mexico

PRESEASON MWC POLL

The Mountain West Conference media selected two-time defending MWC Tournament champion UNLV as the preseason favorite to win the Mountain West Conference men's basketball regular-season title in 2008-09. Three teams earned first-place votes, with UNLV capturing 16 of 24 first-place votes and 206 points for the top spot in the poll. Two-time defending MWC regular-season champion BYU (181 points) collected five first-place votes, while San Diego State (170 points) earned three first-place votes to finish second and third, respectively. Utah tallied 148 points for fourth and New Mexico earned 132 points for fifth. Wyoming received 75 points to finish sixth, followed by Air Force (66 points) in seventh, Colorado State (53 points) in eighth and TCU (49 points) in ninth to round out the poll. Five seniors representing five institutions were chosen for the 2008-09 preseason all-MWC team. BYU's Lee Cummard and UNLV's Wink Adams shared Preseason MWC Player of the Year honors, while UNLV's Tre'Von Willis garnered Preseason Newcomer of the Year accolades and New Mexico's Phillip McDonald received Preseason Freshman of the Year kudos.

IN THE NINE YEARS OF THE MWC ...

- BYU has had seven 20-win seasons, leading all MWC schools. Utah has had five, UNLV five, San Diego State four and Air Force, Wyoming and New Mexico three.
- BYU has had the league's top RPI three times, been second three times and third on three occasions. The Cougars were second last year (25) behind UNLV (24).
- BYU regularly plays one of the toughest schedules in the MWC. Last year, BYU's schedule was rated third behind UNLV and Utah.
- BYU has the most overall wins (189).
- BYU is also has the most conference wins (87).
- BYU is tied for the most MWC regular-season titles (four) with Utah.
- BYU is one of six MWC teams to win the MWC Tournament title.

LEE CUMMARD NAMED TO MWC 10TH ANNIVERSARY TEAM

PROVO, Utah (Oct. 13, 2008) – BYU senior guard Lee Cummard was one of 10 players named to the Mountain West Conference Men's Basketball 10th Anniversary Team. Cummard joins UNLV senior guard Wink Adams as the only two current players named to the team.

The team, announced by the MWC Monday, was selected by a combined panel of media, institutional and conference personnel and an on-line fan poll. In order to be eligible for consideration, candidates must have been an All-MWC First Team selection at least once in their careers.

The reigning MWC Player of the Year, Cummard leads a BYU team that has won back-to-back outright regular-season championships and holds the nation's top home victory streak at 47 games. The All-America candidate was the lone Cougar named to the team.

Anniversary teams will be chosen for each of the 19 conference-sponsored sports during the 2008-09 seasons in celebration of the Mountain West's 10th anniversary.

Player	Position	School	Years Played in MWC	All-Conference
Lee Cummard	Guard/Forward	BYU	2005-Present	2007-08
Jason Smith	Forward	Colorado St.	2004-07	2005-06, 2006-07
Ruben Douglas	Guard	New Mexico	2000-03	2001-02, 2002-03
Danny Granger	Forward	New Mexico	2003-05	2003-04, 2004-05
Brandon Heath	Guard	San Diego St.	2003-07	2005-06, 2006-07
Wink Adams	Guard	UNLV	2005-Present	2007-08
Marcus Banks	Guard	UNLV	2001-03	2002-03
Andrew Bogut	Center	Utah	2003-05	2004-05
Marcus Bailey	Forward	Wyoming	1999-03	2000-01, 2001-02
Josh Davis	Forward/Center	Wyoming	1999-02	1999-00, 2000-01

BYU IN THE MWC STATISTICAL RATINGS

MWC STATS	ALL	CONF	INDIVIDUAL	TOP BYU PLAYER - ALL	TOP BYU PLAYER - CONF.
Scoring Offense	2nd	-	Scoring	Lee Cummard - 2nd	-
Scoring Defense	5th	-	Rebounding	Jonathan Tavemari - 4th	-
Scoring Margin	1st	-	FG Percentage	Chris Miles - 1st	-
FT Percentage	4th	-	Assists	Jimmer Fredette - 2nd	-
FG Percentage	1st	-	FT Percentage	Lee Cummard - 5th	-
FG Percentage Defense	4th	-	Steals	Jonathan Tavemari - 2nd	-
3FG Percentage	4th	-	3FG Percentage	None	-
3FG Percentage Defense	2nd	-	3FG Made/Game	Jonathan Tavemari - 2nd	-
Rebounding Average	3rd	-	Blocked Shots	James Anderson - 8th	-
Rebounds Allowed	5th	-	Assist/TO Ratio	Jackson Emery - 1st	-
Rebounding Margin	1st	-	Offensive Rebounds	None	-
Blocked Shots	5th	-	Defensive Rebounds	Jonathan Tavemari - 3rd	-
Assists	1st	-			
Steals	2nd	-			
Turnover Margin	3rd	-			
Assist/Turnover Ratio	1st	-			
Offensive Rebounds	7th	-			
Defensive Rebounds	2nd	-			
3-FG Made/Game	1st	-			



2008-09 BYU NUMERICAL ROSTER

NO.	NAME	POS.	HT.	WT.	YR.	EXP.	HOMETOWN (PREVIOUS SCHOOL)
1	Charles Abouo	G/F	6-5	210	Fr.	HS	Abidjan, Cote d'Ivoire (Brewster Academy)
2	Lamont Morgan, Jr.	G	5-10	170	Jr.	TR-RS	Pomona, Calif. (Saddleback CC)
4	Jackson Emery	G	6-3	185	So.	1L	Alpine, Utah (Lone Peak HS)
5	Archie Rose	G	6-5	210	Sr.	1L	Nassau, Bahamas (Lee College)
10	Michael Loyd, Jr.	G	6-1	170	So.	1L	Las Vegas, Nev. (Palo Verde HS)
15	James Anderson	F/C	6-10	230	Fr.	RS	Page, Ariz. (Page HS)
20	Matt Pinegar	G	6-0	190	Fr.	RS	Provo, Utah (Timpview HS)
30	Lee Cummard	G	6-7	190	Sr.	3L	Mesa, Ariz. (Mesa HS)
32	Jimmer Fredette	G	6-2	195	So.	1L	Glens Falls, N.Y. (Glens Falls HS)
34	Noah Hartsock	F	6-8	215	Fr.	HS	Bartlesville, Okla. (Bartlesville HS)
35	Michael Boswell	F	6-9	215	Fr.	HS	Aloha, Ore. (Aloha HS)
45	Jonathan Tavernari	F	6-6	215	Jr.	2L	Sao Bernardo, Brazil (Bishop Gorman HS)
53	Gavin MacGregor	F/C	6-10	240	Sr.	1L	Ridgecrest, Calif. (Burroughs HS)
54	Chris Miles	F/C	6-11	235	Jr.	2L	Provo, Utah (Timpview HS)

Head Coach: Dave Rose, 4th year (Houston, 1983)

Associate Head Coach: Dave Rice (UNLV, 1991)

Assistant Coaches: John Wardenburg (BYU, 1986); Terry Nashif (BYU, 2005)

Director of Basketball Operations: Tim LaComb (Utah, 2006)

Team Trainer: Robert Ramos (BYU, 1995)

PRONUNCIATION GUIDE

CHARLES ABOUO
a-BOO-oh

LEE CUMMARD
cuh-MAHRD

JIMMER FREDETTE
Frah-debt

JONATHAN TAVERNARI
tah-ver-NAHR-ee

TERRY NASHIF
NASH-if

ROBERT RAMOS
RAY-mus

2008-09 SEASON / CAREER HIGHS

#	PLAYER	POINTS	REBOUNDS	ASSISTS
1	ABOUO, Charles Career:	10 vs. Wake Forest same	6 at Tulsa same	2 vs. Rice same
2	MORGAN, JR., Lamont Career:	10 vs. Rice same	3 vs. LBSU, at Pepperdine, at ISU same	4 vs. Rice same
4	EMERY, Jackson Career:	15 at Idaho State same	6 vs. Utah State, at Tulsa 6, 4 times, last at Tulsa (08-09)	9 vs. Pepperdine same
5	ROSE, Archie Career:	6 vs. Arizona State same	6 at Weber State same	1 vs. Boise State 2 at Long Beach State (07-08)
15	ANDERSON, James Career:	10 vs. Boise State same	7 vs. Boise State same	2 vs. Boise State same
20	PINEGAR, Matthew Career:	2 vs. North Florida same	2 vs. North Florida same	1 vs. North Florida same
30	CUMMARD, Lee Career:	36 vs. Long Beach State same	12 vs. North Florida 13 at UNLV (MWC Finals) (06-07)	6 vs. Utah State, vs. Arizona State 8 vs. Lamar, SUU (07-08)
32	FREDETTE, Jimmer Career:	23 vs. Boise State, vs. Wake Forest same	4 vs. Rice, at ISU 5 vs. Texas A&M-NCAA (07-08)	9 vs. Wake Forest same
34	HARTSOCK, Noah Career:	6 vs. Pepperdine same	5 vs. Rice same	2 vs. Cal Poly same
45	TAVERNARI, Jonathan Career:	25 vs. North Florida, vs. Portland 29 vs. No. 6 Louisville (07-08)	10 vs. Pepperdine, Cal Poly, at Tulsa 10, 5 times, last at Tulsa (08-09)	6 at Weber State same
53	MacGREGOR, Gavin Career:	7 vs. Utah State same	5 vs. Wake Forest same	1 vs. Rice, vs. Utah State 1 three times, last vs. Utah State (08-09)
54	MILES, Chris Career:	24 vs. Cal Poly same	7 at Tulsa 7 at CSU (04-05), at Tulsa (08-09)	4 vs. Portland 4, twice, last vs. Portland (08-09)





Since becoming head coach of the BYU Men's Basketball program on April 11, 2005, Dave Rose has guided the Cougars to an impressive array of on-the-court awards and accolades while his unassuming approach to service and the community has been recognized at the top of his profession.

Cougar fans have had plenty to "Rise and Shout" about with Rose at the helm. He has produced a three-year resume that is nearly unmatched. In fact, only eight other coaches have ever won more games in their first three seasons at the Division I level. Rose has returned BYU to the national stage with back-to-back appearances in the top-25 polls

and back-to-back NCAA Tournament berths. Under his tutelage, Rose's teams have not only broken into the top-25 rankings but also achieved the MWC's first-ever two-time outright league championships. Rose is the only BYU men's basketball coach to win conference coach-of-the-year honors in back-to-back seasons. He has also received district coach of the year accolades and honorable mention for national coach of the year. Another evidence of Rose's commitment to excellence is that his basketball program ranks in the top 10 percent nationally in multi-year NCAA Academic Progress Rate scores. As a result, the NCAA has honored BYU with Public Recognition awards in each of the past two seasons for their high academic achievement.

Rose first came to BYU as an assistant in 1997 to help newly hired head coach Steve Cleveland rebuild the Cougar program. Rose served eight seasons with Cleveland, including the last five as Associate Head Coach, before being promoted to BYU's head job. Rose played a vital role in rebuilding BYU's program from an inherited 1-25 team into a regular NCAA Tournament participant and 20-game winner. BYU has qualified for postseason play in eight of the past nine seasons, including five NCAA bids, while claiming four MWC titles. A strong evaluator of talent with a vast network of coaching connections across the country, Rose has a proven record as a top recruiter. He has been recognized as one of college basketball's top-25 recruiters as BYU has had multiple top-20 recruiting classes with Rose overseeing or coordinating its efforts. Ten recruits have earned conference newcomer honors or a major league award in their first season as a Cougar in the 11 years Rose has been in Provo.

- Jonathan Tavernari (2006-07 MWC Freshman of the Year)
- Trent Plaisted (2005-06 MWC Freshman of the Year, 2nd-team All-MWC)
- Mike Hall (2003-04 MWC Defensive Player of the Year, 3rd-team All-MWC)
- Rafael Araujo (2002-03 Newcomer of the Year, MWC media poll, 3rd-team All-MWC)
- Jared Jensen (2001-02 MWC Co-Freshman of the Year)
- Trent Whiting (2000-01 MWC Newcomer Team, 2nd-team All-MWC)
- Terrell Lyday (1999-2000 MWC Newcomer of the Year, All-Tournament Team)
- Mark Bigelow (1998-99 WAC Freshman of the Year, Newcomer Team, 2nd-team All-WAC)
- Mekeli Wesley (1997-98 WAC Newcomer Team)
- Ron Selleaze (1997-98 WAC Newcomer of the Year, Newcomer Team, 2nd-team All-WAC)

With 25 years of coaching experience, including 13 seasons as a head coach at the Division I, junior college, and high school levels, Rose has a proven record of constant success. Prior to coming to BYU as an assistant in 1997, Rose compiled a 167-57 record at Dixie State College (St. George, Utah). Before being promoted to the head coaching position at Dixie, Rose served as a Rebel assistant coach under Ken Wagner for three seasons. Rose coached multiple sports at Millard and Pine View high schools in Utah before joining the staff at Dixie.

Rose excelled in both baseball and basketball as a two-sport athlete at Dixie State College in St. George, Utah, before serving a full-time mission for The Church of Jesus Christ of Latter-day Saints in Manchester, England, from 1977-79. Upon returning home, he transferred to the University of Houston where he completed his degree and was a shooting guard and co-captain of the famous "Phi Slammas Jamma" team featuring Hakeem Olajuwon and Clyde Drexler. In 1983 his Houston team was ranked No. 1 nationally and finished as the national runner-up.

A native of Houston, Texas, Rose and his wife Cheryl have three children and two grandchildren. Currently the Honorary Chairman of the Children with Cancer Christmas Foundation, Rose works with his wife, Cheryl, and the team to annually serve and comfort local families who endure the challenges of raising a child who has cancer. Dave

and Cheryl are also actively involved in a variety of other service and community initiatives. In 2008, Rose was honored by the National Association of Basketball Coaches with its Game Pillar Award for Service, one of only four Pillar Awards (Education, Leadership, Service and Advocacy) that the Association annually bestows on the most deserving among its vast membership. In 2008, Rose also became the 63rd recipient of the Dale Rex Memorial Award given annually to the person who has done the most for amateur athletics in the state of Utah.

COMMENTING ON ROSE

"Dave Rose is one of the best coaches I have ever known. He is not only the best at preparing you to succeed against your opponent by preparing game plans but also the greatest motivator I have ever been around. He has a special way to communicate with the players and instill confidence that enables you to play at the highest level every game. When my career at BYU came to an end, he continued to help me choose an agent, go to NBA camps and NBA workouts and begin my professional career. He never stopped supporting and believing in me. I will always be grateful for what he has done for me and continues to do for me now."

– Travis Hansen, Former BYU Cougar and Atlanta Hawk, playing professionally in Russia

"I have never been around a coach who had a feel for what makes each player tick like Coach Rose. The game plans he prepared were usually right on, and if we executed them we won the game. He is a coach that you not only want to play for but also would sacrifice almost anything for. He has been one of the most influential people in my basketball career, and I will forever benefit from his lessons on basketball and life. I've never seen any other coach like him."

– Mark Bigelow, Former BYU Cougar, playing professionally in Spain

"Dave Rose has done an outstanding job of establishing BYU as one of the premier programs in the Western United States. He's an outstanding teacher of the game, and equally important, is an outstanding person who demands the most out of his players both on and off the court. He's a credit to the coaching profession, and BYU is very fortunate to have him as its coach."

– UCLA Head Coach Ben Howland

"I'm impressed with the preparation of BYU and the poise they demonstrate. That's definitely a credit to Dave Rose and his coaching staff. Rose looks young, but he's got a lot of experience. He's done a nice job as a head coach ... He has experience at the highest levels of college basketball, both as a player and a coach."

– ESPN Game Analyst Steve Lavin

WORTH NOTING

- Dave Rose has a .746 winning percentage as a college head coach (250-85), including an 11-2 (.846) record this season, a 27-8 (.771) mark last year and a 167-57 (.746) record in seven seasons at Dixie State College.
- Dave Rose was named the Mountain West Conference Coach of the Year each of his first two seasons, becoming the first-ever BYU men's basketball coach to win back-to-back league coach-of-the-year honors.
- BYU was the second-most improved team in the nation in 2005-06 under Rose and his coaching staff in their first season.
- The BYU coaching staff has more than 60 years of combined coaching experience.
- The BYU coaching staff has playing experience in NCAA Final Fours, including a National Championship.
- The BYU coaching staff has played with or coached 27 NBA players.

ROSE DIVISION I COACHING LEDGER

School	Season	Overall	MWC	MWC Tourney	NCAA/NIT
BYU	2005-06	20-9	12-4	0-1	0-1 NIT
BYU	2006-07	25-9	13-3	2-1	0-1 NCAA
BYU	2007-08	27-8	14-2	2-1	0-1 NCAA
BYU	2008-09	11-2	0-0	0-0	-
DIVISION I TOTAL		83-28 (.748)	39-9 (.813)	4-3 (.571)	0-3





CHARLES ABOUO
 6-5 • 210 • freshman • guard/forward
 Abidjan, Cote D'Ivoire

LAST OUTING: Set a new career high with 10 points against Wake Forest ... hit 3-of-8 from the field and 3-of-3 from the free throw line ... added five rebounds and one assist against the Demon Deacons.

TRACKING ABOUO IN 2008-09: Set a new career high with 10 points against Wake Forest ... hit 3-of-8 from the field and 3-of-3 from the free throw line ... added five rebounds and one assist against the Demon Deacons ... at Tulsa totaled one point, a career-high six rebounds, one assist and one steal ... totaled two rebounds, one assist and one steal against Arizona State ... had three points and one steal in 19 minutes against Boise State ... scored two points and had one assist and one steal at Weber State ... scored three points on 3-of-4 shooting from the line and grabbed three rebounds at Idaho State ... had three points and tied his career high with four rebounds against Cal Poly ... tied his career high of nine points against Rice ... added two rebounds and a career-high two assists ... tied his career high with nine points on 4-of-6 shooting from the field against North Florida ... added a career-best four rebounds, one assist and one steal ... scored nine points while hitting one three and 6-for-6 from the free throw line at Pepperdine ... also grabbed two rebounds ... played eight minutes against Long Beach State ... grabbed two rebounds.

PLAYER SUMMARY: A versatile player, Abouo was the Utah 3A Player of the Year in 2007 out of Logan High School before playing for Brewster Academy last season, where he helped his team earn a 31-4 record. He is a good defender with a solid mid-range game and the ability to drive to the hoop or pull up and hit the three. His length and athleticism should make him a contributor for the Cougars this season.

PERSONAL: Parents are Ernest and Yvonne Abouo ... enjoys cooking, drawing, playing soccer, eating, sleeping and watching movies ... favorite food is his Mom's African cooking ... favorite book is Into Thin Air and favorite movie is Blue Streak ... played for the Utah Pump and Run AAU team with former BYU players Chris Collinsworth and Nick Marineau (both played in 2007-08 and are now serving two-year missions) ... also recruited by San Diego State, Wichita State, Utah State, Loyola, Montana, Tulsa and VCU ... open major.

Charles Abouo – 2008-09 Game-by-Game

Opponent	Date	GS	Min	TOTAL			3-PTS			REBOUNDS			Pct	PF	FO	A	TO	Blk	Stl	Pts	Avg				
				FG	FGA	Pct	3FG	FGA	Pct	FT	FTA	Pct										Off	Def	Tot	Avg
LONG BEACH STATE	11/14/08		8	0	0	.000	0	0	.000	0	0	.000	0	2	2	2.0	0	0	0	0	0.0				
at Pepperdine	11/18/08		13	1	2	.500	1	1	1.000	6	6	1.000	0	2	2	2.0	1	0	1	0	9.45				
NORTH FLORIDA	11/20/08		19	4	6	.667	0	0	.000	1	2	.500	0	4	4	2.7	1	0	1	0	6.0				
RICE	11/21/08		21	2	6	.333	1	2	.500	4	4	1.000	0	2	2	2.5	1	0	2	1	9.68				
CAL POLY	11/22/08		15	1	2	.500	0	1	.000	1	1	1.000	1	3	4	2.8	0	1	1	0	3.60				
at Idaho State	11-29-08		9	0	0	.000	0	0	.000	3	4	.750	0	3	3	2.8	0	0	1	0	3.55				
at Weber State	12-03-08		9	1	4	.250	0	2	.000	0	0	.000	2	0	2	2.7	0	1	1	0	2.50				
vs Utah State	12/06/08		3	0	1	.000	0	0	.000	0	0	.000	0	0	0	2.4	0	0	1	1	0.44				
BOISE STATE	12/10/08		19	1	2	.500	0	1	.000	1	4	.250	0	0	0	2.1	0	0	2	0	3.42				
PORTLAND PILOTS	12/13/08		9	0	0	.000	0	0	.000	1	2	.500	0	0	0	1.9	2	0	0	1	3.9				
vs Arizona State	12-20-08		11	0	0	.000	0	0	.000	0	0	.000	1	1	2	1.9	4	0	1	0	3.5				
at Tulsa	12/30/08		25	0	1	.000	0	0	.000	1	2	.500	1	5	6	2.3	1	0	1	2	3.3				
WAKE FOREST	1/3/09		23	3	8	.375	1	2	.500	3	3	1.000	1	4	5	2.5	5	1	1	1	10.38				
Totals			0	184	13	32	4.06	3	9	3.33	21	28	.750	6	26	32	2.5	15	1	9	11	2	4	50	3.8

Games played: 13
 Minutes/game: 14.2
 Points/game: 3.8
 FG Pct: 40.6
 3FG Pct: 33.3
 FT Pct: 75.0
 Rebounds/game: 2.5
 Assists/game: 0.7
 Turnovers/game: 0.8
 Assist/turnover ratio: 0.8
 Steals/game: 0.3
 Blocks/game: 0.2

CAREER HIGHS:

POINTS: 10 vs. Wake Forest (2009)
 FG MADE: 4 vs. UNF (2008)
 FG ATT: 8 vs. Wake Forest (2009)
 FG %: .667 (4-6) vs. UNF (2008)
 3FG MADE: 1 at Pepperdine (2008), vs. Wake Forest (2009)
 3FG ATT: 2 at Pepperdine (2008), vs. Rice (2008), at Weber State (2008), vs. Wake Forest (2009)
 3FG %: -
 FT MADE: 6 at Pepperdine (2008)
 FT ATT: 6 at Pepperdine (2008)
 FT %: 1.000 (6/6) at Pepperdine (2008)
 REB: 6 vs. Tulsa (2008)
 ASSISTS: 2 vs. Rice (2008)
 BLOCKS: 1 at Pepperdine (2008), vs. Utah State
 STEALS: 1 vs. UNF (2008)
 MINUTES: 25 vs. Tulsa (2008)
SEASON-HIGH POINTS:
 First Half: 6 vs. Wake Forest
 Second Half: 9 at Pepperdine, vs. UNF
 Game: 9 at Pepperdine, vs. UNF
Percentage Minimums -
4 FG, 2 3FG, 3 FT Made



LAMONT MORGAN, JR.

5-10 • 170 • junior • guard
Pomona, Calif.

LAST OUTING: Set a new career high with four rebounds to go with two steals against Wake Forest.

TRACKING MORGAN, JR. IN 2008-09: Set a new career high with four rebounds to go with two steals against Wake Forest ... hit 3-for-3 from the field, including 2-of-2 from downtown, against Boise State for eight points ... added two rebounds, two assists and one steal against the Broncos ... scored nine points and hit 4-of-4 from the line at Weber State ... also had two rebounds, one assist and a steal against the Wildcats ... had two points, three rebounds and one assist at Idaho State ... had three points, one rebound, one steal and one assist against Cal Poly ... scored a career-best 10 points on 3-of-5 shooting from the field and 2-of-2 shooting from downtown against Rice ... added career highs of four assists and two steals ... scored four points — a career high — and had two assists and one steal against Long Beach State ... had three rebounds, two assists and one steal off the bench at Pepperdine. ... started and played 24 minutes against Long Beach State ... tallied three rebounds, two assists and on steal.

PLAYER SUMMARY: Described as a lightning quick point guard, junior Lamont Morgan, Jr. is expected to immediately contribute after transferring from Saddleback Community College in Mission Viejo, Calif. A highly successful junior college program, SCC advanced to the state semifinal game in 2007 behind the play of Morgan, who started every game at the point and averaged 4.4 assists per contest. In addition to his ball-handling abilities, Morgan will also be counted on for his leadership and court vision.

PERSONAL: Has one brother and one sister ... enjoys listening to music, dancing, hanging out with his brothers and writing poetry ... favorite actor is Denzel Washington ... favorite movie is Love and Basketball ... favorite food is soul food ... sports heros are Michael Jordan and Kobe Bryant and non-sports hero is his Mom ... leisure services major.

Lamont Morgan, Jr. – 2008-09 Game-by-Game

Opponent	Date	GS	Min	TOTAL			3PTS			FT	FTA	Pct	REBOUNDS			PF	FO	A	TO	Blk	Stl	Pts	Avg	
				FG	FGA	Pct	3FG	FGA	Pct				Off	Def	Tot									Avg
LONG BEACH STATE	11/14/08	*	24	0	3	.000	0	3	.000	0	0	.000	1	2	3	3.0	0	0	2	1	0	1	0	0.0
at Pepperdine	11/18/08		19	0	2	.000	0	1	.000	0	0	.000	0	3	3	3.0	4	0	2	0	0	1	0	0.0
NORTH FLORIDA	11/20/08		22	1	5	.200	0	3	.000	2	3	.667	0	1	1	2.3	3	0	2	4	0	0	4	1.3
RICE	11/21/08		24	3	5	.600	2	2	1.000	2	3	.667	0	0	0	1.8	0	0	4	4	0	2	10	3.5
CAL POLY	11/22/08		14	1	3	.333	0	0	.000	1	1	1.000	0	1	1	1.6	1	0	1	3	0	1	3	3.4
at Idaho State	11-29-08		14	0	0	.000	0	0	.000	2	4	.500	1	2	3	1.8	3	0	1	1	0	0	2	3.2
at Weber State	12-03-08		27	2	7	.286	1	3	.333	4	4	1.000	1	1	2	1.9	1	0	1	1	0	1	9	4.0
vs Utah State	12/06/08		18	0	2	.000	0	0	.000	0	0	.000	0	1	1	1.8	0	0	0	1	0	0	0	3.5
BOISE STATE	12/10/08		18	3	3	1.000	2	2	1.000	0	2	.000	0	2	2	1.8	0	0	2	4	0	1	8	4.0
PORTLAND PILOTS	12/13/08		19	3	4	.750	1	1	1.000	0	0	.000	0	1	1	1.7	1	0	1	1	0	0	7	4.3
vs Arizona State	12-20-08		10	0	0	.000	0	0	.000	0	0	.000	0	2	2	1.7	1	0	0	3	0	1	0	3.9
at Tulsa	12/30/08		9	1	1	1.000	0	0	.000	0	0	.000	0	1	1	1.7	0	0	0	2	0	0	2	3.8
WAKE FOREST	1/3/09		6	0	0	.000	0	0	.000	0	0	.000	0	4	4	1.8	1	0	2	2	0	0	0	3.5
Totals			1 224	14	35	400	6	15	400	11	17	647	3	21	24	1.8	15	0	18	27	0	8	45	3.5

Games played: 13
Minutes/game: 17.2
Points/game: 3.5
FG Pct: 40.0
3FG Pct: 40.0
FT Pct: 64.7

Rebounds/game: 1.8
Assists/game: 1.4
Turnovers/game: 2.1
Assist/turnover ratio: 0.7
Steals/game: 0.6

CAREER HIGHS:

POINTS: 10 vs. Rice (2008)
FG MADE: 3 vs. Rice (2008), vs. Boise State (2008), vs. Portland (2008)
FG ATT: 7 at Weber State (2008)
FG %: .750 (3-4) vs. Portland (2008)
3FG MADE: 2 vs. Rice (2008), vs. Boise State (2008)
3FG ATT: 3 vs. LBSU (2008), vs. UNF (2008), at Weber State (2008)
3FG %: 1.000 (2/2) vs. Rice, vs. Boise State (2008)
FT MADE: 4 at Weber State (2008)
FT ATT: 4 at Weber State (2008)
FT %: 1.000 (4/4) at Weber State (2008)
REB: 4 vs. Wake Forest (2009)
ASSISTS: 4 vs. Rice (2008)
BLOCKS: -
STEALS: 2 vs. Rice (2008)
MINUTES: 27 at Weber State (2008)

SEASON-HIGH POINTS:

First Half: 7 at Weber State (2008)
Second Half: 4 vs. UNF, vs. Rice (2008)
Game: 10 vs. Rice (2008)
Percentage Minimums -
4 FG, 2 3FG, 3 FT Made



JACKSON EMERY
 6-3 • 185 • sophomore • guard
 Alpine, Utah

LAST OUTING: Had his fourth double figure game of the season with 13 points against Wake Forest ... hit a three for the 11th-straight game ... added five rebounds, three assists and two steals against the Demon Deacons.

TRACKING EMERY IN 2008-09: Had his fourth double figure game of the season with 13 points against Wake Forest ... hit a three for the 11th-straight game ... added five rebounds, three assists and two steals against the Demon Deacons ... scored five points and tied a career high with six rebounds at Tulsa ... hit a three for the 10th-straight game ... totaled five points, three rebounds, three assists and two steals against Arizona State ... scored 10 points on 3-of-5 shooting and had five rebounds, four assists and one block against Portland ... hit 2-of-3 from downtown and 2-of-2 from the free throw line against the Pilots ... has hit at least one three in the last eight games ... scored 14 points on 5-of-7 shooting from the field, 2-of-4 shooting from downtown and 2-of-2 shooting from the free throw line against Boise State ... added two rebounds, two assists and two steals against the Broncos ... against Utah State at Energy Solutions Arena scored nine points, tied his career highs with six rebounds and one block and set a new career high with five steals ... also set career highs in minutes played, free throws made (4) and free throws attempted (8) ... hit 2-of-3 from downtown at Weber State for six points ... added two rebounds, two assists and two steals against the Wildcats ... against Idaho State scored a career-high 15 points on 6-of-9 shooting from the field and 2-of-4 shooting from three-point range ... added four rebounds, two assists and a career-high three steals ... had nine points, three rebounds, three assists, one steal and one block against Cal Poly ... hit 3-of-3 from the field ... scored eight

points on 3-of-4 shooting, including 2-of-3 on threes, against Rice ... added five rebounds and three assists ... scored eight points and handed out five assists in 23 minutes against North Florida ... scored nine points and dished out a career-best nine assists at Pepperdine ... added two steals and two rebounds while hitting 3-of-5 from the field and from the free throw line ... scored three points to go with five rebounds and three assists against Long Beach State ... completed a three-point play with 12:12 remaining in the second half to give BYU a 43-42 lead.

PLAYER SUMMARY: Known for his competitiveness and clutch play, Jackson Emery is a quick player and solid defender with outstanding leaping ability. A good shooter from long range, he also has the athleticism and creativity to convert inside when going to the basket. He has the ability to contribute in his first season after being named the top player in Class 4A from the state of Utah in 2005.

PERSONAL: Born in June 1987 in Salt Lake City, Utah ... parents are Derek and Patti Emery ... has two brothers, Nick and Alex, and one sister, Annie ... married Cheresee Creer in fall 2008 ... sports hero Michael Jordan ... began playing basketball with his dad as a child ... enjoys March Madness and reading Harry Potter ... recruited by Utah, Princeton, Air Force, Utah State, Weber State, Snow College, Westminster, UVSC and Dixie State College ... undecided major.

Jackson Emery – 2008-09 Game-by-Game

Opponent	Date	GS	Min	TOTAL			3-PTS			REBOUNDS											Pts	Avg			
				FG	FGA	Pct	3FG	FGA	Pct	FT	FTA	Pct	Off	Def	Tot	Avg	PF	FO	A	TO			Blk	Stl	
LONG BEACH STATE	11/14/08	*	33	1	5	.200	0	3	.000	1	1	1.000	0	5	5	5.0	1	0	3	2	0	0	3	3.0	
at Pepperdine	11/18/08	*	27	3	5	.600	0	2	.000	3	5	.600	0	2	2	3.5	2	0	9	4	0	2	9	6.0	
NORTH FLORIDA	11/20/08	*	23	3	4	.750	2	3	.667	0	0	.000	0	1	1	2.7	0	0	5	1	0	0	8	6.7	
RICE	11/21/08	*	25	3	4	.750	2	3	.667	0	0	.000	0	5	5	3.3	2	0	3	0	0	0	8	7.0	
CAL POLY	11/22/08	*	33	3	3	1.000	1	1	1.000	2	2	1.000	0	3	3	3.2	3	0	3	1	1	1	9	7.4	
at Idaho State	11-29-08	*	31	6	9	.667	2	4	.500	1	1	1.000	0	4	4	3.3	5	1	2	2	0	3	15	8.7	
at Weber State	12-03-08	*	19	2	3	.667	2	3	.667	0	0	.000	0	2	2	3.1	3	0	2	0	0	2	6	8.3	
vs Utah State	12/06/08	*	37	2	5	.400	1	2	.500	4	8	.500	1	5	6	3.5	1	0	3	0	1	5	9	8.4	
BOISE STATE	12/10/08	*	21	5	7	.714	2	4	.500	2	2	1.000	0	2	2	3.3	2	0	2	1	0	2	14	9.0	
PORTLAND PILOTS	12/13/08	*	32	3	5	.600	2	3	.667	2	2	1.000	0	5	5	3.5	4	0	4	3	1	0	10	9.1	
vs Arizona State	12-20-08	*	31	2	8	.250	1	6	.167	0	0	.000	0	3	3	3.5	5	1	3	0	0	2	5	8.7	
at Tulsa	12/30/08	*	19	2	5	.400	1	3	.333	0	0	.000	0	6	6	3.7	0	0	1	0	1	0	5	8.4	
WAKE FOREST	1/3/09	*	26	4	10	.400	2	7	.286	3	4	.750	4	1	5	3.8	4	0	3	2	0	2	13	8.8	
Totals			13	357	39	73	.534	18	44	409	18	25	.720	5	44	49	3.8	32	2	43	16	4	19	114	8.8

Games played: 13
 Minutes/game: 27.5
 Points/game: 8.8
 FG Pct: 53.4
 3FG Pct: 40.9
 FT Pct: 72.0

Rebounds/game: 3.8
 Assists/game: 3.3
 Turnovers/game: 1.2
 Assist/turnover ratio: 2.7
 Steals/game: 1.5
 Blocks/game: 0.3

CAREER HIGHS:

POINTS: 15 at ISU (2008)
 FG MADE: 6 at ISU (2008)
 FG ATT: 9 at ISU (2008)
 FG %: .750 (3-4) vs. UNF (2008), vs. Rice
 3FG MADE: 3 at Wyoming (2006)
 3FG ATT: 6 vs. Arizona State (2008)
 3FG %: 1.000 (2-2) vs. NKU (2006)
 FT MADE: 4 vs. Utah State (2008)
 FT ATT: 8 vs. Utah State (2008)
 FT %: .600 (3-5) at Pepperdine (2008)
 REB: 6 vs. NKU (2006), vs. Utah State (2008)
 ASSISTS: 9 at Pepperdine
 BLOCKS: 1 (10 times) last vs. Portland (2008)
 STEALS: 5 vs. Utah State (2008)
 MINUTES: 37 vs. Utah State (2008)

SEASON-HIGH POINTS:

First Half: 8 vs. Rice, vs. Portland
 Second Half: 10 vs. Boise State
 Game: 15 at ISU

Percentage Minimums –
 4 FG, 2 3FG, 3 FT Made

EMERY YEAR-BY-YEAR BYU STATS

YEAR	GP	GS	MIN	AVG	FG	FGA	PCT	3FG	FGA	PCT	FT	FTA	PCT	OFF	DEF	TOT	AVG	PF	FO	A	AVG	TO	BLK	STL	PTS	AVG
2005-06	29	6	279	9.6	28	70	.400	13	43	.302	10	13	.769	14	27	41	1.5	38	1	19	0.7	19	7	10	79	2.8
Total	29	6	279	9.6	28	70	.400	13	43	.302	10	13	.769	14	27	41	1.5	38	1	19	0.7	19	7	10	79	2.8





ARCHIE ROSE
 6-5 • 210 • senior • guard
 Nassau, Bahamas

LAST OUTING: Played three minutes against Wake Forest.

TRACKING ROSE IN 2008-09: Against Arizona State set a new career high with six points while grabbing five rebounds ... hit a three-pointer (his first of the season) and 3-of-4 from the free throw line ... against Portland set career highs in points (5), free throws made (5), free throws attempted (6) and free throw percentage (.833) ... also had two rebounds against the Pilots ... saw a career-high 15 minutes of action against Boise State ... had two points, five rebounds, one assists and one steal ... saw his first action of the season at Weber State ... grabbed a career-high six rebounds in nine minutes against the Wildcats.

PLAYER SUMMARY: A 6-foot-5 senior guard/forward, Archie Rose came to BYU with three years of experience at the junior college level with stints at Northeastern Colorado Junior College (Sterling, Colo.) and Lee College (Baytown, Texas). A terrific outside shooter, Rose is a talented scorer who adds depth on the wing for the Cougars. He played in 20 games for BYU as a junior.

PERSONAL: Mom is Debra Rose ... his uncle, Lynden Rose, played basketball with BYU head coach Dave Rose at Houston ... enjoys sleeping, video games and diving ... favorite food is sushi ... favorite book is Street Lawyer ... favorite movie is Finding Forester ... also recruited by Texas A&M, Oklahoma State, LSU, Virginia Tech, Oklahoma, Texas Tech, Miami, Georgia Southern, Houston and Nebraska ... sociology major.

Archie Rose – 2008-09 Game-by-Game

Opponent	Date	GS	Min	TOTAL		3PTS		FT	FTA	REBOUNDS					PF	FO	A	TO	Blk	Stl	Pts	Avg
				FG	FGA	Pct	3FG			FGA	Pct	Pct	Off	Def								
LONG BEACH STATE	Did Not Play																					
at Pepperdine	Did Not Play																					
NORTH FLORIDA	Did Not Play																					
RICE	Did Not Play																					
CAL POLY	Did Not Play																					
at Idaho State	Did Not Play																					
at Weber State	12/03/08		9	0	1	.000	0	0	.000	0	1	.000	1	5	6	6.0	1	0	0	0	0	0.0
vs Utah State	12/06/08		1	0	0	.000	0	0	.000	0	0	.000	0	0	0	3.0	0	0	0	0	0	0.0
BOISE STATE	12/10/08		15	1	2	.500	0	0	.000	1	2	.500	2	3	5	3.7	2	0	1	0	1	3.0
PORTLAND PILOTS	12/13/08		9	0	1	.000	0	0	.000	5	6	.833	2	0	2	3.3	2	0	0	0	1	2.0
vs Arizona State	12/20/08		6	1	2	.500	1	1	1.000	3	4	.750	2	3	5	3.6	2	0	0	1	0	6.28
at Tulsa	12/30/08		4	0	0	.000	0	0	.000	0	0	.000	0	1	1	3.2	0	0	0	1	0	2.3
WAKE FOREST	1/3/09		3	0	0	.000	0	0	.000	0	0	.000	0	0	0	2.7	0	0	0	0	0	2.0
Totals		0	47	2	6	.333	1	1	1.000	9	13	.692	7	12	19	2.7	7	0	1	2	0	2.0

Games played: 7
 Minutes/game: 6.7
 Points/game: 2.0
 FG Pct: 33.3
 3FG Pct: 100.0
 FT Pct: 69.2

Rebounds/game: 2.7
 Assists/game: 0.1
 Turnovers/game: 0.3
 Assist/turnover ratio: 0.5
 Steals/game: 0.3

CAREER HIGHS:

POINTS: 6 vs. Arizona State (2008)
 FG MADE: 1 (8 times) last vs. Arizona State (2008)
 FG ATT: 4 vs. LMU (2008)
 FG %: -
 3FG MADE: 1 vs. SUU (2008), vs. Arizona State (2008)
 3FG ATT: 2 vs. LMU (2008)
 3FG %: -
 FT MADE: 5 vs. Portland (2008)
 FT ATT: 6 vs. Portland (2008)
 FT %: .833 (5-6) vs. Portland (2008)
 REB: 6 at Weber State (2008)
 ASSISTS: 2 at LBSU (2008)
 BLOCKS: 1 vs. UNM (2008)
 STEALS: 1 at LBSU, Portland (2008), vs. Boise State (2008)
 MINUTES: 15 vs. Boise State (2008)

SEASON-HIGH POINTS:


First Half: 4 vs. Arizona State
 Second Half: 5 vs. Portland
 Game: 6 vs. Arizona State

Percentage Minimums -
 4 FG, 2 3FG, 3 FT Made

ROSE YEAR-BY-YEAR BYU STATS

YEAR	GP	GS	MIN	AVG	FG	FGA	PCT	3FG	FGA	PCT	FT	FTA	PCT	OFF	DEF	TOT	AVG	PF	FO	A	AVG	TO	BLK	STL	PTS	AVG
2007-08	20	0	73	3.7	7	17	.412	1	8	.125	2	9	.222	3	12	15	0.8	15	0	7	0.4	12	1	3	17	0.9
Total	20	0	73	3.7	7	17	.412	1	8	.125	2	9	.222	3	12	15	0.8	15	0	7	0.4	12	1	3	17	0.9





JAMES ANDERSON
 6-10 • 230 • freshman • forward/center
 Page, Ariz.

LAST OUTING: Saw limited action against Wake Forest.

TRACKING ANDERSON IN 2008-09: Against Boise State set career highs in minutes played (27), points (10), rebounds (7), assists (2), blocks (5), steals (2), field goals made (4) and field goals attempted (7) ... also set career highs in free throws made (2) and attempted (5) ... at Weber State hit a career-best 3-of-4 from the field for a career-high six points ... played a career-high 10 minutes ... had one rebound at Idaho State ... grabbed one rebound against Cal Poly ... scored a career-best four points on 2-of-3 shooting against Rice while grabbing two rebounds ... registered career highs of two points, five rebounds and three blocks against North Florida ... saw eight minutes of playing time at Pepperdine, the first action of his career ... grabbed one offensive rebound.

PLAYER SUMMARY: A 6-foot-10 forward/center from Page, Ariz., Anderson is known for his athleticism, hard work and ability to run the floor. The McDonald's High School All-America nominee redshirted last season after returning from a two-year mission for The Church of Jesus Christ of Latter-day Saints in the Guatemala City North Mission from May 2005 to May 2007 ... favorite food is lasagna ... enjoys March Madness, boating and playing the guitar ... sports hero is Michael Jordan ... also recruited by Oregon State and Wyoming ... open major.

PERSONAL: Parents are Aaron and Julie Anderson ... has three sisters ... served a two-year mission for The Church of Jesus Christ of Latter-day Saints in the Guatemala City North Mission from May 2005 to May 2007 ... favorite food is lasagna ... enjoys March Madness, boating and playing the guitar ... sports hero is Michael Jordan ... also recruited by Oregon State and Wyoming ... open major.

James Anderson – 2008-09 Game-by-Game

Opponent	Date	GS	Min	TOTAL			3PTS			REBOUNDS			PF	FO	A	TO	Blk	Stl	Pts	Avg				
				FG	FGA	Pct	3FG	FGA	Pct	FT	FTA	Pct									Off	Def	Tot	
LONG BEACH STATE	11/18/08	Did Not Play																						
at Pepperdine	11/18/08		8	0	0	.000	0	0	.000	0	0	.000	1	0	1	1.0	0	0	0	0	0.0			
NORTH FLORIDA	11/20/08		8	1	2	.500	0	0	.000	0	0	.000	2	3	5	3.0	3	0	0	3	2	1.0		
RICE	11/21/08		8	2	3	.667	0	0	.000	0	0	.000	1	1	2	2.7	2	0	0	0	4	2.0		
CAL POLY	11/22/08		7	0	1	.000	0	0	.000	0	0	.000	0	1	1	2.3	2	0	0	0	0	1.5		
at Idaho State	11-29-08		7	0	1	.000	0	0	.000	0	0	.000	0	1	1	2.0	2	0	0	0	0	1.2		
at Weber State	12-03-08		10	3	4	.750	0	0	.000	0	0	.000	1	0	1	1.8	3	0	0	0	6	2.0		
vs Utah State	12/06/08		2	0	0	.000	0	0	.000	0	0	.000	0	0	0	1.6	2	0	0	0	0	1.7		
BOISE STATE	12/10/08		27	4	7	.571	0	0	.000	2	5	.400	2	5	7	2.3	3	0	2	0	5	2	10	2.8
PORTLAND PILOTS	12/13/08		6	0	1	.000	0	0	.000	0	0	.000	0	0	0	2.0	1	0	1	0	0	0	2.4	
vs Arizona State	Did Not Play																							
at Tulsa	Did Not Play																							
WAKE FOREST	1/3/09		0	0	0	.000	0	0	.000	0	0	.000	0	0	0	1.8	0	0	0	0	0	0	2.2	
Totals			0	83	10	19	.526	0	0	.000	2	5	.400	7	11	18	1.8	18	0	3	1	8	2	2.2

Games played: 10
 Minutes/game: 8.3
 Points/game: 2.2
 FG Pct: 52.6
 FT Pct: 40.0

Rebounds/game: 1.8
 Assists/game: 0.3
 Turnovers/game: 0.1
 Assist/turnover ratio: 3.0
 Steals/game: 0.2
 Blocks/game: 0.8

CAREER HIGHS:

POINTS: 10 vs Boise State (2008)
 FG MADE: 4 vs Boise State (2008)
 FG ATT: 7 vs Boise State (2008)
 FG %: .750 (3-4) at Weber State (2008)
 3FG MADE: -
 3FG ATT: -
 3FG %: -
 FT MADE: 2 vs Boise State (2008)
 FT ATT: 5 vs Boise State (2008)
 FT %: .400 (2-5) vs Boise State (2008)
 REB: 7 vs Boise State (2008)
 ASSISTS: 2 vs Boise State (2008)
 BLOCKS: 5 vs Boise State (2008)
 STEALS: 2 vs Boise State (2008)
 MINUTES: 27 vs. Boise State (2008)

SEASON-HIGH POINTS:

First Half: 2 at Weber State, vs BSU
 Second Half: 8 vs. Boise State
 Game: 10 vs. Boise State

Percentage Minimums -
 4 FG, 2 3FG, 3 FT Made



MATTHEW PINEGAR
 6-0 • 190 • freshman • guard
 Provo, Utah

LAST OUTING: Played two minutes against Portland.

TRACKING PINEGAR IN 2008-09: Registered a steal against Rice ... scored his first career points to go with two rebounds and one assist against North Florida ... saw three minutes of playing time at Pepperdine, the first action of his career.

PLAYER SUMMARY: An athletic combo guard, Matthew Pinegar is a good shooter known for his competitive drive and scoring ability. The two-time first-team all-state honoree redshirted last season after returning from a mission for The Church of Jesus Christ of Latter-day Saints.

BEFORE BYU: McDonald's High School All-America nominee ... helped his team win the region championship as a senior before falling in the state quarterfinals ... averaged 16 points, three assists and two steals per game ... named 4A first-team all-state as a junior and senior ... also earned Utah Valley MVP and Valley Player of the Year as a junior ... helped his team win the state 4A title posting 13.8 points, 4.0 assists and 2.3 steals per game as a junior ... was the only freshman on the varsity team in 200-01 ... coached by Perry Wildeboer ... also active in a capella club ... played for the Utah Heat AAU club under head coach Chris Jones.

PERSONAL: Parents are Steven and Lisa Pinegar ... grandfather Ed Pinegar played at BYU in the 1950's and father Steven played at Utah State in the late 1970's ... has six sisters and two brothers ... served a mission for The Church of Jesus Christ of Latter-day Saints to the Canada Toronto East Mission from 2005-07 ... enjoys wakeboarding, driving, playing the piano and movies ... also recruited by Utah State ... social work major.

Matthew Pinegar – 2008-09 Game-by-Game

Opponent	Date	GS	Min	TOTAL		3PTS		FT		REBOUNDS					PF	FO	A	TO	Blk	Stl	Pts	Avg			
				FG	FGA	Pct	3FG	FGA	Pct	FT	FTA	Pct	Off	Def									Tot	Avg	
LONG BEACH STATE	11/18/08	Did Not Play																							
at Pepperdine	11/18/08		3	0	1	.000	0	1	.000	0	0	.000	0	0	0	0.0	1	0	0	2	0	0	0.0		
NORTH FLORIDA	11/20/08		14	1	2	.500	0	1	.000	0	0	.000	0	2	2	1.0	0	0	1	0	0	2	1.0		
RICE	11/21/08		9	0	1	.000	0	1	.000	0	0	.000	0	0	0	0.7	0	0	0	1	0	1	0.7		
CAL POLY	11/29/08	Did Not Play																							
at Idaho State	11-29-08		1	0	1	.000	0	1	.000	0	0	.000	0	0	0	0.5	0	0	0	0	0	0	0.5		
at Weber State	12-03-08		3	0	0	.000	0	0	.000	0	0	.000	0	0	0	0.4	0	0	0	0	0	0	0.4		
vs Utah State	12/10/08	Did Not Play																							
BOISE STATE	12/10/08		5	0	1	.000	0	1	.000	0	0	.000	0	0	0	0.3	0	0	0	0	0	0	0.3		
PORTLAND PILOTS	12/13/08		2	0	0	.000	0	0	.000	0	0	.000	0	0	0	0.3	0	0	0	1	0	0	0.3		
vs Arizona State	Did Not Play																								
at Tulsa	Did Not Play																								
WAKE FOREST	Did Not Play																								
Totals			0	37	1	6	.167	0	5	.000	0	0	.000	0	2	2	0.3	1	0	1	4	0	1	2	0.3

Games played: 7
 Minutes/game: 5.3
 Points/game: 0.3
 FG Pct: 16.7
 3FG Pct: 0.0

 Rebounds/game: 0.3
 Assists/game: 0.1
 Turnovers/game: 0.6
 Assist/turnover ratio: 0.3
 Steals/game: 0.1


CAREER HIGHS:

POINTS: 2 vs. UNF (2008)
 FG MADE: 1 vs. UNF (2008)
 FG ATT: 2 vs. UNF (2008)
 FG %: -
 3FG MADE: -
 3FG ATT: 1 vs. UNF (2008)
 3FG %: -
 FT MADE: -
 FT ATT: -
 FT %: -
 REB: 2 vs. UNF (2008)
 ASSISTS: 1 vs. UNF (2008)
 BLOCKS: -
 STEALS: 1 vs. Rice (2008)
 MINUTES: 14 vs. UNF (2008)

SEASON-HIGH POINTS:

First Half: N/A
 Second Half: 2 vs. UNF
 Game: 2 vs. UNF

Percentage Minimums -
 4 FG, 2 3FG, 3 FT Made



LEE CUMMARD
6-7 • 185 • senior • guard
Mesa, Ariz.

LAST OUTING: Totaled 17 points, eight rebounds, three assists and one steal against Wake Forest ... hit 5-of-7 from the line against the Demon Deacons.

TRACKING CUMMARD IN 2008-09: Named to Wooden Award and Naismith Award preseason watch lists ... totaled 17 points, eight rebounds, three assists and one steal against Wake Forest ... hit 5-of-7 from the line against the Demon Deacons ... at Tulsa scored 26 points in 31 minutes on 9-of-13 shooting from the field and 8-of-10 shooting from the free throw line ... scored a season-best 17 points in the second half, including BYU's final seven points against the Golden Hurricane ... added two rebounds, two assists and one block ... scored 13 points to go with six rebounds and six assists (tying a season high) against Arizona State ... completed a four-point play in the second half against the Sun Devils ... added one block and one steal ... recorded 12 points, eight rebounds and five assists against Portland ... hit 4-of-8 from the field and 4-of-5 from the line against the Pilots ... scored 20 points and had seven rebounds, four assists and one block against Boise State ... hit both attempts from downtown and was 6-of-6 from the free throw line ... against Utah State at Energy Solutions Arnea dished out a season-high six assists and scored six points ... shot a career-best 12-of-13 (.923) from the field while hitting 3-of-4 from downtown and 3-of-4 from the free throw line for 30 points against Weber State ... also had three assists and four rebounds ... scored 17 points and had four rebounds, three assists, one block and a season-high three steals at Idaho State ... shot 13-of-17 from the field while scoring 28 points against Cal Poly ... scored a season-high 15 second half points ... added nine rebounds and two assists ... hit 5-of-7 from the field and 2-of-3 from downtown for 13 points ... added three assists and one block ... grabbed a season-high 12 rebounds — including four offensive boards — while scoring seven points against North Florida ... at Pepperdine had 13 points on 5-of-9 shooting while contributing five rebounds, one assist and two blocks ... dropped a career-high 36 points on Long Beach State in the season opener ... added 11 rebounds, four blocks, four assists and two steals while hitting 13-of-16 from the field, 3-of-4 on threes and 7-of-7 from the free throw line.

PLAYER SUMMARY: A 6-foot-7 guard from Mesa, Ariz., Cummard was the Mountain West Conference Co-Player of the Year and received Associated Press All-America honorable mention this past season. The do-everything junior swingman led the Cougars in scoring (15.8), field-goal percentage (.569), three-point percentage (.493) and blocked shots (1.0) while ranking second in rebounds (6.3), assists (3.5), steals (0.9) and free-throw percentage (.857). Known as a fierce competitor and all-around contributor, Cummard also led the team in shooting, steals and minutes while ranking second in assists and blocks and third in scoring and rebounds as a sophomore. A three-year starter and top perimeter defender, Cummard has good ball-handling skills, excellent shooting range and the toughness to rebound and finish in traffic. He has helped the Cougars achieve a 72-26 (.735) record and three straight post-season invitations, including NCAA Tournament bids the last two years. Under the tutelage of third-year BYU coach Dave Rose, Cummard and the Cougars have earned recognition in the top-25 rankings during each of the past two seasons while becoming the first MWC team to achieve back-to-back outright MWC championships. The Cougars defeated No. 6 Louisville and earned a 27-8 record in 2007-08, the second-most wins in school history.

NOTABLE: AP All-America Honorable Mention ... NABC and USBWA All-District ... 2008 MWC Co-Player of the Year and All-MWC First Team ... 2008 MWC All-Tournament Team ...

PERSONAL: Parents are David and Cheryl Cummard ... has five brothers ... he and his wife Sarah have one son ... sports hero is Michael Jordan ... served a mission for The Church of Jesus Christ of Latter-day Saints in Nashville, Tenn., in 2004 ... recruited by Arizona State, UCLA, Oregon, Oregon State, Stanford, Iowa State, Utah State, Utah, New Mexico, Miami, Gonzaga, Oklahoma State, San Diego State and Texas Tech ... management major.

Lee Cummard – 2008-09 Game-by-Game

Opponent	Date	GS	Min	TOTAL			3PTS			REBOUNDS										Pts	Avg				
				FG	FGA	Pct	3FG	3FGA	Pct	FT	FTA	Pct	Off	Def	Tot	Avg	PF	FO	A			TO	Blk	Stl	
LONG BEACH STATE	11/14/08	*	36	13	16	.813	3	4	.750	7	7	1.000	4	7	11	11.0	2	0	4	1	4	2	36	36.0	
at Pepperdine	11/18/08	*	29	5	9	.556	0	4	.000	3	3	1.000	3	2	5	8.0	3	0	1	2	0	2	13	24.5	
NORTH FLORIDA	11/20/08	*	26	3	11	.273	1	3	.333	0	0	.000	4	8	12	9.3	1	0	1	2	0	1	7	18.7	
RICE	11/21/08	*	21	5	7	.714	2	3	.667	1	1	1.000	0	1	1	7.3	4	0	3	0	1	0	13	17.3	
CAL POLY	11/22/08	*	37	13	17	.765	1	2	.500	1	2	.500	2	7	9	7.6	1	0	2	7	0	0	28	19.4	
at Idaho State	11/29/08	*	35	6	11	.545	1	3	.333	4	6	.667	2	2	4	7.0	4	0	3	1	1	3	17	19.0	
at Weber State	12/03/08	*	31	12	13	.923	3	4	.750	3	4	.750	0	4	4	6.6	2	0	3	1	0	0	30	20.6	
vs Utah State	12/06/08	*	27	2	9	.222	1	2	.500	1	1	1.000	0	1	1	5.9	5	1	6	4	0	1	6	18.8	
BOISE STATE	12/10/08	*	25	6	15	.400	2	2	1.000	6	6	1.000	3	4	7	6.0	1	0	4	1	1	0	20	18.9	
PORTLAND PILOTS	12/13/08	*	30	4	8	.500	0	2	.000	4	5	.800	2	6	8	6.2	3	0	5	0	0	0	12	18.2	
vs Arizona State	12/20/08	*	33	4	8	.500	2	4	.500	3	5	.600	2	4	6	6.2	3	0	6	2	1	1	13	17.7	
at Tulsa	12/30/08	*	31	9	13	.692	0	2	.000	8	10	.800	0	2	2	5.8	3	0	2	0	1	0	26	18.4	
WAKE FOREST	1/3/09	*	29	6	20	.300	0	4	.000	5	7	.714	2	6	8	6.0	3	0	3	0	0	1	17	18.3	
Totals			13	390	88	157	.561	16	39	.410	46	57	.807	24	54	78	6.0	35	1	43	21	9	11	238	18.3

Games played: 13
Minutes/game: 30.0
Points/game: 18.3
FG Pct: 56.1
3FG Pct: 41.0
FT Pct: 80.7

Rebounds/game: 6.0
Assists/game: 3.3
Turnovers/game: 1.6
Assist/turnover ratio: 2.0
Steals/game: 0.8
Blocks/game: 0.7

CAREER HIGHS:

POINTS: 36 vs. LBSU (2008)
FG MADE: 13 vs. LBSU (2008)
FG ATT: 20 vs. Wake Forest (2009)
FG %: .923 (12-13) at Weber State (2008)
3FG MADE: 5 vs. Lamar (2008)
3FG ATT: 7 vs. Lamar (2008)
3FG %: 1.000 (2-2) 6 times, last vs. Boise St. (2008)
FT MADE: 10 vs. Colorado St. (2007)
FT ATT: 10 vs. Colorado St. (2007), at Tulsa (2008)
FT %: 1.000 (10-10) vs. CSU (2007)
REB: 13 at UNLV (MWC Final) (2007)
ASSISTS: 8 vs. SUU, Lamar (2008)
BLOCKS: 4 vs. Pepperdine (2008), vs. LBSU (2008)
STEALS: 5 vs. SUU (2008), UNLV (2007)
MINUTES: 38 at CSU, AFA (2008)

SEASON-HIGH POINTS:


First Half: 22 vs. LBSU
Second Half: 17 at Tulsa
Game: 36 vs. LBSU

Percentage Minimums –
4 FG, 2 3FG, 3 FT Made

CUMMARD YEAR-BY-YEAR STATS

YEAR	GP	GS	MIN	AVG	FG	FGA	PCT	3FG	3FGA	PCT	FT	FTA	PCT	OFF	DEF	TOT	AVG	PF	FO	A	AVG	TO	BLK	STL	PTS	AVG
2005-06	29	14	430	14.8	50	110	.455	17	43	.395	26	34	.765	23	45	68	2.3	58	0	45	1.6	31	12	16	143	4.9
2006-07	34	34	990	29.1	114	206	.553	40	92	.435	50	63	.794	63	128	191	5.6	103	3	93	2.7	49	29	50	318	9.4
2007-08	35	35	1101	31.5	198	348	.569	60	127	.472	96	112	.857	69	153	222	6.3	93	6	123	3.5	79	35	33	552	15.8
Total	98	83	2521	25.7	362	664	.545	117	262	.447	172	209	.823	155	326	481	4.9	254	9	261	2.7	159	76	99	1013	10.3





JIMMER FREDETTE
6-2 • 190 • sophomore • guard
Glens Falls, N.Y.

LAST OUTING: Tied his career high with 23 points and set a career high of nine assists against Wake Forest ... hit 9-of-17 from the field and 3-of-6 from downtown ... added two rebounds and two steals against the Demon Deacons.

TRACKING FREDETTE IN 2008-09: Tied his career high with 23 points and set a career high of nine assists against Wake Forest ... hit 9-of-17 from the field and 3-of-6 from downtown ... added two rebounds and two steals against the Demon Deacons ... scored 13 points — including 11 in the second half — at Tulsa ... hit 5-of-12 from the field and 3-of-3 from the free throw line while adding two assists and one steal against the Golden Hurricane ... scored 17 points on 6-of-12 shooting against Arizona State ... hit 2-of-5 from downtown ... added four assists and two steals against the Sun Devils ... tied a career high in shooting percentage (85.7 percent) by hitting 6-of-7 from the field for 17 points against Portland ... hit 5-of-6 from the line and had three rebounds, three assists and two steals against the Pilots ... scored a career-high 23 points, including 12 fast break points, against Boise State ... hit 10-of-15 from the field and 2-of-2 from the free throw line ... added two assists and tied a career-high four steals ... tied his career high with 35 minutes played vs. Utah State ... scored 16 points and hit three first half treys ... also had five rebounds and two assists ... scored 18 points on 7-of-10 shooting at Weber State ... dished out a career-best seven assists ... at Idaho State tied career highs in points (19) and assists (six) ... added four rebounds and one steal ... shot 6-of-12 from the field, 3-of-6 from downtown and 4-of-4 from the free throw line ... totaled nine points, five assists and two rebounds against Cal Poly ... connected on 5-of-8 from the field and 2-of-3 from downtown for 13 points against Rice ... added four rebounds, five assists and three steals ... tied his career-high with six assists and had three steals against North Florida ... set new season highs with 16 points and five assists at Pepperdine while hitting 5-of-10 from the field, 2-of-5 from downtown and 4-of-5 from the line ... scored eight points in the season opener against Long Beach State ... hit 5-of-6 from the line.

PLAYER SUMMARY: A prolific scorer, guard Jimmer Fredette is a tough, hard-nosed competitor who was ranked by ESPN.com among the nation's top 75 high school shooting guards. Known for his shooting touch, Fredette set the league scoring record at Glens Falls High School (Glens Falls, N.Y.) with 2,404 career points. He was a significant contributor as a freshman and is expected to play a strong role for the Cougars in 2008-09.

PERSONAL: Has one brother and one sister ... enjoys computer games ... favorite actor is Denzel Washington ... favorite food is Angelina's Pizza ... sports hero is John Stockton ... attended BYU summer camps since junior high school ... also recruited by Utah, Syracuse, Wake Forest, Seton Hall, Marshall, Fordham, Siena, George Mason, West Virginia, Virginia Tech, Penn St. and N.C. State ... pre-management major.

Jimmer Fredette – 2008-09 Game-by-Game

Opponent	Date	GS	Min	TOTAL			3PTS			REBOUNDS			Avg	PF	FO	A	TO	Blk	Stl	Pts	Avg				
				FG	FGA	Pct	3FG	FGA	Pct	FT	FTA	Pct										Off	Def	Tot	
LONG BEACH STATE	11/14/08		24	1	7	.143	1	4	250	5	6	.833	0	3	3	3.0	2	0	3	2	0	8	8.0		
at Pepperdine	11/18/08	*	32	5	10	.500	2	5	400	4	5	.800	1	0	1	2.0	1	0	5	2	0	16	12.0		
NORTH FLORIDA	11/20/08	*	20	2	6	.333	0	2	.000	0	0	.000	0	1	1	1.7	1	0	6	1	0	3	4.93		
RICE	11/21/08	*	25	5	8	.625	2	3	.667	1	2	.500	1	3	4	2.3	1	0	5	2	0	3	13.03		
CAL POLY	11/22/08	*	33	3	9	.333	1	4	250	2	2	1.000	1	1	2	2.2	0	0	5	2	0	9	10.0		
at Idaho State	11-29-08	*	32	6	12	.500	3	6	500	4	4	1.000	2	2	4	2.5	1	0	6	4	0	1	19.15		
at Weber State	12-03-08	*	35	7	10	.700	4	6	.667	0	0	.000	2	2	2.4	1	0	7	2	0	1	18.124			
vs Utah State	12/06/08	*	35	6	13	.462	3	6	500	1	3	.333	1	4	5	2.8	0	2	1	0	0	16	12.9		
BOISE STATE	12/10/08	*	31	10	15	.667	1	2	500	2	2	1.000	0	0	0	2.4	0	0	2	0	0	4	23.140		
PORTLAND PILOTS	12/13/08	*	29	6	7	.857	0	1	.000	5	6	.833	1	2	3	2.5	0	3	4	0	2	17.143			
vs Arizona State	12-20-08	*	35	6	12	.500	2	5	400	2	3	.667	0	0	0	2.3	3	0	4	4	0	2	16.145		
at Tulsa	12/30/08	*	36	5	12	.417	0	2	.000	3	3	1.000	0	1	1	2.2	4	0	2	6	0	1	13.143		
WAKE FOREST	1/3/09	*	38	9	17	.529	3	6	500	2	3	.667	1	1	2	2.2	1	0	9	5	0	2	23.150		
Totals			12	405	71	138	.514	22	52	.423	31	39	.795	8	20	28	2.2	15	0	59	35	0	20	195	15.0

Games played: 13
 Minutes/game: 31.2
 Points/game: 15.0
 FG Pct: .514
 3FG Pct: .423
 FT Pct: .795
 Rebounds/game: 2.2
 Assists/game: 4.5
 Turnovers/game: 2.7
 Assist/turnover ratio: 1.7
 Steals/game: 1.5

CAREER HIGHS:

POINTS: 23 vs. Boise State (2008), vs. Wake Forest (2009)
 FG MADE: 10 vs. Boise State (2008)
 FG ATT: 17 vs. Wake Forest (2009)
 FG%: .857 (6-7) vs. Hartford (2008), vs. Portland (2008)
 3FG MADE: 4 vs. Hartford (2008), 4 at Weber State (2008)
 3FG ATT: 9 at Wake Forest (2008)
 3FG%: .800 (4-5) vs. Hartford (2008)
 FT MADE: 6 at UNLV-MWC (2008)
 FT ATT: 6 at UNLV-MWC (2008), vs. LBSU (2008), vs. Portland (2008)
 FT%: 1.000 (5-5) vs. LMU (2008)
 REB: 5 vs. Texas A&M-NCAA (2008), vs. Utah State (2008)
 ASSISTS: 9 vs. Wake Forest (2009)
 BLOCKS: 1 vs. CSU, UNM, Wyoming (2008)
 STEALS: 4 vs. JSU, Hartford (2008), Boise State (2008)
 MINUTES: 38 vs. Wake Forest (2009)

SEASON-HIGH POINTS:

First Half: 18 vs. Wake Forest
 Second Half: 12 at ISU
 Game: 23 vs. Boise State, Wake Forest
 Percentage Minimums -
 4 FG, 2 3FG, 3 FT Made

FREDETTE YEAR-BY-YEAR BYU STATS

YEAR	GP	GS	MIN	AVG	FG	FGA	PCT	3FG	FGA	PCT	FT	FTA	PCT	OFF	DEF	TOT	AVG	PF	FO	A	AVG	TO	BLK	STL	PTS	AVG
2007-08	35	0	647	18.5	83	204	.407	43	128	.336	35	41	.854	8	29	37	1.1	44	0	61	1.7	41	3	27	244	7.0
Total	35	0	647	18.5	83	204	.407	43	128	.336	35	41	.854	8	29	37	1.1	44	0	61	1.7	41	3	27	244	7.0





NOAH HARTSOCK
 6-8 • 215 • freshman • forward
 Bartlesville, Okla.

LAST OUTING: Played one minute and had two fouls against Wake Forest.

TRACKING HARTSOCK IN 2008-09: Hit 1-of-2 from the line against Portland, his first appearance since Nov. 22 against Cal Poly ... dished out a career-high two assists against Cal Poly ... recorded four points and a career-high five boards against Rice ... tallied four points and four boards against North Florida ... set a career high with six points on 2-of-2 shooting from the field and the line while adding two rebounds against Pepperdine ... recorded two rebounds and one block against Long Beach State.

PLAYER SUMMARY: A highly skilled offensive player with strong post moves, Hartssock has a soft touch from midrange and a solid stroke behind the three-point arc. He has excellent quickness and strength to complement his size. Hartssock prepped at Bartlesville High School in Oklahoma where he averaged 27.6 points per game, third in the state, as a senior in 2005-06 and was an all-state selection.

PERSONAL: Parents are David and Leslie Hartssock ... has four older brothers ... brother Nate played two seasons at Oklahoma Wesleyan University and brother Jeremiah played one season at the University of Missouri-Kansas City before leaving to serve a mission for The Church of Jesus Christ of Latter-day Saints ... two other older brothers both attended BYU ... sister-in-law Lindsay Hartssock was a middle blocker for the BYU women's volleyball team and was the MWC Player of the Year in 2006 ... also recruited by Utah State and Oklahoma State.

Noah Hartssock – 2008-09 Game-by-Game

Opponent	Date	GS	Min	TOTAL			3PTS			REBOUNDS											Pts	Avg			
				FG	FGA	Pct	3FG	FGA	Pct	FT	FTA	Pct	Off	Def	Tot	Avg	PF	FO	A	TO			Blk	Stl	
LONG BEACH STATE	11/14/08	11	0	2	.000	0	0	.000	0	0	.000	1	1	2	2.0	1	0	0	1	1	0	0	0.0		
at Pepperdine	11/18/08	14	2	3	.667	0	0	.000	2	2	1.000	1	1	2	2.0	2	0	0	1	0	0	6	3.0		
NORTH FLORIDA	11/20/08	16	2	3	.667	0	0	.000	0	0	.000	2	2	4	2.7	0	0	0	0	0	0	4	3.3		
RICE	11/21/08	16	2	3	.667	0	0	.000	0	0	.000	1	4	5	3.3	2	0	0	0	0	0	4	3.5		
CAL POLY	11/22/08	7	0	0	.000	0	0	.000	0	0	.000	1	1	2	3.0	2	0	2	0	0	0	0	2.8		
at Idaho State	Did Not Play																								
at Weber State	Did Not Play																								
vs Utah State	Did Not Play																								
BOISE STATE	Did Not Play																								
PORTLAND PILOTS	12/13/08		2	0	0	.000	0	0	.000	1	2	.500	0	0	0	2.5	1	0	0	0	0	1	2.5		
vs Arizona State	Did Not Play																								
at Tulsa	12/30/08		3	0	0	.000	0	0	.000	0	0	.000	0	0	0	2.1	0	0	0	0	0	0	2.1		
WAKE FOREST	1/3/09		1	0	0	.000	0	0	.000	0	0	.000	0	0	0	1.9	2	0	0	0	0	1.9			
Totals			0	70	6	11	.545	0	0	.000	3	4	.750	6	9	15	1.9	10	0	2	2	1	0	15	1.9

Games played: 8
 Minutes/game: 8.8
 Points/game: 1.9
 FG Pct: 54.5
 FT Pct: 75.0

Rebounds/game: 1.9
 Assists/game: 0.3
 Turnovers/game: 0.3
 Assist/turnover ratio: 1.0
 Blocks/game: 0.1

CAREER HIGHS:

POINTS: 6 at Pepperdine (2008)
 FG MADE: 2 at Pepperdine (2008)
 vs. UNF (2008)
 FG ATT: 5 vs. Rice (2008)
 FG %: -
 3FG MADE: -
 3FG ATT: -
 3FG %: -
 FT MADE: 2 at Pepperdine (2008)
 FT ATT: 2 at Pepperdine (2008)
 FT %: -
 REB: 4 vs. UNF (2008)
 ASSISTS: 2 vs. Cal Poly (2008)
 BLOCKS: 1 vs. LBSU (2008)
 STEALS: -
 MINUTES: 16 vs. UNF (2008), vs.
 Rice (2008)

SEASON-HIGH POINTS:

First Half: 6 at Pepperdine (2008)
 Second Half: 4 vs. Rice (2008)
 Game: 6 at Pepperdine (2008)

Percentage Minimums -
 4 FG, 2 3FG, 3 FT Made



JONATHAN TAVERNARI

6-6 • 215 • junior • forward
Sao Bernardo, Brazil

LAST OUTING: Scored 18 points on 7-of-17 shooting against Wake Forest and grabbed nine rebounds ... hit four threes against the Demon Deacons, the 11th time this season hitting more than one three in a game.

TRACKING TAVERNARI IN 2008-09: Scored 18 points on 7-of-17 shooting against Wake Forest and grabbed nine rebounds ... hit four threes against the Demon Deacons, the 11th times this season hitting more than one three in a game ... registered a double-double at Tulsa with 20 points and 10 rebounds, his second double-double of the season and fourth of his career ... scored at least 20 points for the fourth time in five games ... hit 9-of-17 from the field and 2-of-5 from downtown while adding one assists, one block and four steals ... had his second-consecutive 20-point game, scoring 24 points on 10-of-19 shooting against Arizona State ... hit four threes and had four rebounds, four assists, one block and one steal ... tied his season high with 25 points against Portland on 7-of-14 shooting from the field, 5-of-11 from downtown and 6-of-6 from the free throw line ... also had six rebounds and one steal against the Pilots ... against Boise State totaled 13 points, eight rebounds, two assists, one block and two steals ... hit 3-of-6 from downtown ... scored 24 points and grabbed nine rebounds against Utah State at Energy Solutions Arena ... added a season-best four steals and one block ... matched his career high with 39 minutes played ... dished out a career-high six assists at Weber State ... scored 11 points and grabbed seven rebounds ... hit 10-of-17 from the field for 23 points at Idaho State ... added six rebounds, four assists and two steals ... had 10 rebounds and three assists against Cal Poly ... scored 18 points and had five rebounds and three steals against Rice ... hit three threes to surpass Terrell Lyday for fourth all-time at BYU in career three-pointers (130) ... scored a season-high 25 points on 10-of-16 shooting from the field and 5-of-10 shooting from downtown ... added five rebounds, four assists and one steal against North Florida ... registered a double-

double at Pepperdine with 17 points and 10 assists ... hit 7-of-13 from the field and 3-of-7 from three-point range while collecting three steals, one block and one steal ... had 19 points and seven boards against Long Beach State ... tied a career-high with five assists.

PLAYER SUMMARY: The 2007 Mountain West Conference Freshman of the Year, Jonathan Tavernari had a standout campaign in his first season with the Cougars, helping them win the outright league title. He led the league in scoring among freshmen during conference play (8.3 ppg) while averaging 6.5 points and 2.9 rebounds per game in 12.3 minutes of action in 28 appearances on the year. The 6-foot-6 forward was the long non-professional to earn a spot on the 2008 Brazilian Senior National Team, playing in the Olympic Qualifying Tournament in Beijing. He is a skilled perimeter player with great physical presence who has deep range and an excellent shooting touch. He led the state of Nevada in scoring as a senior at Bishop Gorman High School at 23.1 points per game.

PERSONAL: Parents are Roberto and Thelma Tavernari ... got started playing basketball with his mom, who is a basketball coach in Brazil ... enjoys cooking, playing with his Sidekick and text messaging ... also recruited by Pittsburgh, Virginia Tech, Washington State, Oregon State and Mississippi State ... international relations major.

Jonathan Tavernari – 2008-09 Game-by-Game

Opponent	Date	GS	Min	TOTAL			3-PTS			REBOUNDS			PF	FO	A	TO	Blk	Stl	Pts	Avg					
				FG	FGA	Pct	3FG	FGA	Pct	FT	FTA	Pct									Off	Def	Tot	Avg	
LONG BEACH STATE	11/14/08	*	34	8	21	.381	2	9	.222	1	2	.500	2	5	7	7.0	3	0	5	2	0	19	19.0		
at Pepperdine	11/18/08	*	32	7	13	.538	3	7	.429	0	0	.000	1	9	10	8.5	3	0	1	2	1	3	17	18.0	
NORTH FLORIDA	11/20/08	*	24	10	16	.625	5	10	.500	0	0	.000	0	5	5	7.3	2	0	4	0	1	25	20.3		
RICE	11/21/08	*	29	7	16	.438	3	8	.375	1	2	.500	1	4	5	6.8	2	0	1	1	0	3	18	19.8	
CAL POLY	11/22/08	*	26	0	11	.000	0	7	.000	0	0	.000	1	9	10	7.4	3	0	3	1	0	1	0	15.8	
at Idaho State	11/29/08	*	39	10	17	.588	2	7	.286	1	2	.500	1	5	6	7.2	2	0	4	1	0	2	23	17.0	
at Weber State	12/03/08	*	27	4	13	.308	1	7	.143	2	2	1.000	1	6	7	7.1	1	0	6	1	0	1	11	16.1	
vs Utah State	12/06/08	*	39	7	17	.412	3	9	.333	7	8	.875	2	7	9	7.4	3	0	1	1	1	4	24	17.1	
BOISE STATE	12/10/08	*	26	5	12	.417	3	6	.500	0	0	.000	0	8	8	7.4	1	0	2	0	1	1	13	16.7	
PORTLAND PILOTS	12/13/08	*	28	7	14	.500	5	11	.455	6	6	1.000	1	5	6	7.3	2	0	2	0	1	25	17.5		
vs Arizona State	12/20/08	*	34	10	19	.526	4	10	.400	0	0	.000	0	4	4	7.0	2	0	4	4	1	1	24	18.1	
at Tulsa	12/30/08	*	36	9	17	.529	2	5	.400	0	0	.000	2	8	10	7.3	2	0	1	2	1	4	20	18.3	
WAKE FOREST	1/3/09	*	36	7	17	.412	4	13	.308	0	0	.000	4	5	9	7.4	2	0	1	0	0	18	18.2		
Totals			13	410	91	203	.448	37	109	.339	18	22	.818	16	80	96	7.4	28	0	32	18	5	22	237	18.2

Games played: 13
Minutes/game: 31.5
Points/game: 18.2
FG Pct: 44.8
3FG Pct: 33.9
FT Pct: 81.8

Rebounds/game: 7.4
Assists/game: 2.5
Turnovers/game: 1.4
Assist/turnover ratio: 1.8
Steals/game: 1.7
Blocks/game: 0.4

CAREER HIGHS:
POINTS: 29 vs. Louisville (2008)
FG MADE: 10 vs. Louisville (2008), vs. North Florida (2008), at ISU (2008)
FG ATT: 22 vs. Louisville (2008)
FG%: .875 (7-8) vs. WOU (2007)
3FG MADE: 6 vs. UNC (2008), TCU (2007)
3FG ATT: 16 vs. UNC (2008)
3FG%: 1.000 (2-2) vs. Wyoming (2007)
FT MADE: 7 vs. Utah State (2008)
FT ATT: 8 vs. Utah State (2008)
FT%: 1.000 (6-6) at Wyoming (2007), vs. Portland (2008)
REB: 10 at Wyoming, vs. SDSU/MWC (2008), at Pepperdine (2008)
ASSISTS: 6 at Weber State (2008)
STEALS: 5 vs. Wyoming (2008)
BLOCKS: 3 vs. Wyoming/MWC (2007)
MINUTES: 39 at ISU (2008), vs. Utah State (2008)

SEASON-HIGH POINTS:
First Half: 14 vs. Rice
Second Half: 14 vs. Portland
Game: 25 vs. UNF, vs. Portland

Percentage Minimums -
4 FG, 2 3FG, 3 FT Made

TAVERNARI YEAR-BY-YEAR BYU STATS

YEAR	GP	GS	MIN	AVG	FG	FGA	PCT	3FG	FGA	PCT	FT	FTA	PCT	OFF	DEF	TOT	AVG	PF	FO	A	AVG	TO	BLK	STL	PTS	AVG
2006-07	28	0	343	12.3	68	143	.476	29	78	.372	16	23	.696	24	56	80	2.9	33	1	17	0.6	17	8	18	181	6.5
2007-08	35	29	966	15.3	166	420	.395	88	234	.376	39	45	.867	34	150	184	5.3	70	1	53	0.8	59	16	48	459	13.1
Total	63	29	1309	20.8	234	563	.416	117	312	.375	55	68	.809	58	206	264	4.2	103	2	70	1.1	76	24	66	640	10.2





GAVIN MACGREGOR
 6-10 • 240 • senior • forward/center
 Ridgecrest, Calif.

LAST OUTING: Had four points, a career-high five rebounds and one steal against Wake Forest.

TRACKING MACGREGOR IN 2008-09: Had four points, a career-high five rebounds and one steal against Wake Forest ... grabbed three boards in 12 minutes of action at Tulsa ... hit 4-of-4 from the free throw line and had four rebounds and one block against Arizona State at the Stadium Shootout ... had one block, one rebound and one point against Portland ... scored a career-high seven points on 2-of-3 shooting from the field and 3-of-4 shooting from the line against Utah State ... also tied career highs in blocks (2), steals (1) and assists (1) ... hit 2-of-2 from the line for two points and grabbed two rebounds in a career-high 12 minutes of action at Weber State ... scored two points and had two rebounds at Idaho State ... had one point and one assist against Rice ... grabbed four rebounds against North Florida, a career high ... scored two points at Pepperdine on 2-for-2 shooting from the line ... Played five minutes against Long Beach State.

SUMMARY: A 6-foot-10 forward/center, Gavin MacGregor provided defensive toughness in the post off the bench for the Cougars as a walk-on in the 2006-07 season, appearing in 11 games, before being forced to sit out last year due to injury. He gives BYU added depth and size in the post and is a shot-blocking presence inside. Prior to making his Cougar debut in 2006-07, he last played at Burroughs High School in Ridgecrest, Calif., in 2002, where he achieved career highs of 25 points, 26 rebounds and nine blocked shots. He served

a two-year Church mission to Belgium from 2003-05.

PERSONAL: Parents are Tavish and Charisse MacGregor ... brother Nathan played basketball at Notre Dame de Namur ... served a mission for The Church of Jesus Christ of Latter-day Saints to Belgium and The Netherlands from 2003-05 ... plays the piano and the trombone ... business management major.

Gavin MacGregor – 2008-09 Game-by-Game

Opponent	Date	GS	Min	TOTAL			3PTS			REBOUNDS			Avg	PF	FO	A	TO	Blk	Stl	Pts	Avg			
				FG	FGA	Pct	3FG	FGA	Pct	FT	FTA	Pct										Off	Def	Tot
LONG BEACH STATE	11/14/08		5	0	0	.000	0	0	.000	0	0	.000	0	0	0	0.0	2	0	0	0	0	0.0		
at Pepperdine	11/18/08		3	0	0	.000	0	0	.000	2	2	1.000	0	0	0	0.0	0	0	1	0	0	2	1.0	
NORTH FLORIDA	11/20/08		8	0	1	.000	0	0	.000	0	2	.000	3	1	4	1.3	2	0	0	2	0	0	0.7	
RICE	11/21/08		6	0	0	.000	0	0	.000	1	2	.500	0	0	0	1.0	0	0	1	0	0	1	0.8	
CAL POLY	Did Not Play																							
at Idaho State	11-29-08		7	1	1	1.000	0	0	.000	0	0	.000	0	2	2	1.2	0	0	0	0	0	2	1.0	
at Weber State	12-03-08		12	0	1	.000	0	0	.000	2	2	1.000	0	2	2	1.3	5	1	0	0	0	0	1.2	
vs Utah State	12/06/08		20	2	3	.667	0	0	.000	3	4	.750	1	1	2	1.4	3	0	1	0	2	1	2.0	
BOISE STATE	Did Not Play																							
PORTLAND PILOTS	12/13/08		11	0	0	.000	0	0	.000	1	2	.500	0	1	1	1.4	2	0	0	2	1	0	1.9	
vs Arizona State	12-20-08		14	0	0	.000	0	0	.000	4	4	1.000	1	3	4	1.7	3	0	0	0	0	4	2.1	
at Tulsa	12/30/08		12	0	0	.000	0	0	.000	0	0	.000	0	3	3	1.8	3	0	0	0	0	0	1.9	
WAKE FOREST	1/3/09		21	1	2	.500	0	0	.000	2	3	.667	1	4	5	2.1	5	1	0	1	0	1	4	2.1
Totals			0	119	4	8	.500	0	0	.000	15	21	.714	6	17	23	2.1	25	2	2	6	3	2	2.1

Games played: 11
 Minutes/game: 10.8
 Points/game: 2.1
 FG Pct: 50.0
 FT Pct: 71.4

 Rebounds/game: 2.1
 Assists/game: 0.2
 Turnovers/game: 0.5
 Assist/turnover ratio: 0.3
 Steals/game: 0.2
 Blocks/game: 0.3

CAREER HIGHS:

POINTS: 7 vs. Utah State (2008)
 FG MADE: 2 at Utah (2007), vs. Utah State (2008)
 FG ATT: 4 vs. Western Oregon (2007)
 FG%: -
 3FG MADE: -
 3FG ATT: -
 3FG%: -
 FT MADE: 4 vs. Arizona State (2008)
 FT ATT: 4 vs. Utah State (2008), vs. Arizona State (2008)
 FT %: 1.000 (4/4) vs. Arizona State (2008)
 REB: 5 vs. Wake Forest (2009)
 ASSISTS: 1 vs. SJSU (2007), Rice (2008), vs. Utah State (2008).
 STEALS: 1 vs. SJSU, at Utah (2007), vs. Utah State (2008), vs. Wake Forest (2009)
 BLOCKS: 2 vs. SJSU, vs. Portland, TCU (2007), vs. Utah State (2008)
 MINUTES: 20 vs. Utah State (2008)

SEASON-HIGH POINTS:

First Half: 4 vs. Utah State
 Second Half: 3 vs. Utah State
 Game: 7 vs. Utah State

Percentage Minimums -
 4 FG, 2 3FG, 3 FT Made

MACGREGOR YEAR-BY-YEAR BYU STATS

YEAR	GP	GS	MIN	AVG	FG	FGA	PCT	3FG	FGA	PCT	FT	FTA	PCT	OFF	DEF	TOT	AVG	PF	FO	A	AVG	TO	BLK	STL	PTS	AVG
2006-07	11	0	46	4.2	6	10	.600	0	0	.000	1	2	.500	4	2	6	0.5	8	0	1	0.1	1	5	2	13	1.2
Total	11	0	46	4.2	6	10	.600	0	0	.000	1	2	.500	4	2	6	0.5	8	0	1	0.1	1	5	2	13	1.2





CHRIS MILES
 6-11 • 235 • junior • forward/center
 Provo, Utah

LAST OUTING: Had two points, four rebounds and three assists against Wake Forest.

TRACKING MILES IN 2008-09: Had two points, four rebounds and three assists against Wake Forest ... scored seven points and tied a career high with seven rebounds against Tulsa ... had three offensive rebounds and two assists against the Golden Hurricane ... had seven points two rebounds and one assist against Arizona State ... hit 3-of-3 from the field against the Sun Devils ... scored 12 points on a career-best shooting percentage of .857 (6-7) against Portland ... added three rebounds and two steals and tied a career-high with four assists against the Pilots ... had four rebounds, two blocks and two assists against Boise State ... against Utah State was 3-for-3 from the field for six points and added four rebounds, one block and one steal ... scored eight points on 4-of-5 shooting and added three rebounds and two blocks against Idaho State ... scored four points, grabbed five rebounds (two offensive), dished out two assists, had one block and two steals ... set career highs in points (24), field goal attempts (17) field goals (12) and field goal percentage (.706) against Cal Poly ... also had six rebounds and one steal against the Mustangs ... had three points, three rebounds and a season-high three assists against Rice ... scored nine points in the first half to go with three rebounds and one assist against North Florida ... hit 4-of-6 from the field for a new career-high 66.7 percent shooting from the field while tying a career high for field goals made. ... at Pepperdine had 10 points while hitting 3-of-5 from the field and 4-o-5 from the line ... added three boards and a steal against the Waves ... scored nine points and pulled down six rebounds against Long Beach State ... hit 3-of-6 from the field.

PLAYER SUMMARY: A two-time 4A State MVP out of Timpview High School in Provo, Miles returned from a mission for The Church of Jesus Christ of Latter-day Saints and averaged 8.6 minutes per game in 34 contests in 2007-08. He averaged 2.7 points and 2.3 rebounds in 13.6 minutes per game as a freshman for BYU in 2004-05, using his quickness and versatility to make an impact in his first season with the Cougars. An excellent shot-blocker and defender who runs the floor well, he was ranked as high as the No. 2 post player in the West out of high school.

PERSONAL: Parents are Don Miles and Julie Babb ... one of six children .. invited to the NBA Players Camp during the summer of 2003, where he was rated No. 47 among the nation's top high school players ... ranked as high as the No. 2 post player in the West ... also recruited by Gonzaga, Utah State, Utah, Kansas, Oregon State, Connecticut, UCLA, Vanderbilt, Wyoming and Texas Tech ... served a two-year mission for The Church of Jesus Christ of Latter-Day Saints to Portland, Ore. ... open major.

Chris Miles – 2008-09 Game-by-Game

Opponent	Date	GS	Min	TOTAL			3PTS			REBOUNDS			Avg	PF	FO	A	TO	Blk	Stl	Pts	Avg				
				FG	FGA	Pct	3FG	FGA	Pct	FT	FTA	Pct										Off	Def	Tot	
LONG BEACH STATE	11/14/08	*	25	3	6	.500	0	0	.000	3	11	.273	1	5	6	6.0	3	0	0	2	0	9	9.0		
at Pepperdine	11/18/08	*	20	3	5	.600	0	0	.000	4	5	.800	0	3	3	4.5	0	0	0	2	0	1	10	9.5	
NORTH FLORIDA	11/20/08	*	20	4	6	.667	0	0	.000	1	3	.333	1	2	3	4.0	2	0	1	0	0	0	9	9.3	
RICE	11/21/08	*	16	1	1	1.000	0	0	.000	1	2	.500	2	3	5	4.3	3	0	3	2	0	0	3	7.8	
CAL POLY	11/22/08	*	28	12	17	.706	0	0	.000	0	0	.000	2	4	6	4.6	5	1	1	1	2	1	24	11.0	
at Idaho State	11-29-08	*	25	1	1	1.000	0	0	.000	2	2	1.000	2	3	5	4.7	4	0	2	1	1	2	4	9.8	
at Weber State	12-03-08	*	18	4	5	.800	0	0	.000	0	0	.000	1	2	3	4.4	1	0	0	0	2	0	8	9.6	
vs Utah State	12/06/08	*	18	3	3	1.000	0	0	.000	0	0	.000	1	0	1	4.0	4	0	1	1	1	1	6	9.1	
BOISE STATE	12/10/08	*	13	0	2	.000	0	0	.000	0	0	.000	1	3	4	4.0	3	0	2	2	2	0	0	8.1	
PORTLAND	12/13/08	*	23	6	7	.857	0	0	.000	0	2	.000	1	2	3	3.9	2	0	4	2	0	2	12	8.5	
vs Arizona State	12/20/08	*	26	3	3	1.000	0	0	.000	1	3	.333	0	2	2	3.7	3	0	1	2	0	0	7	8.4	
at Tulsa	12/30/08	*	25	2	4	.500	0	0	.000	3	6	.500	3	4	7	4.0	3	0	2	0	0	0	7	8.3	
WAKE FOREST	1/3/09	*	17	1	3	.333	0	0	.000	0	0	.000	2	2	4	4.0	5	1	3	1	0	0	2	7.8	
Totals			13	274	43	63	.683	0	0	.000	15	34	.441	17	35	52	4.0	38	2	20	16	8	7	101	7.8

Games played: 13
 Minutes/game: 21.1
 Points/game: 7.8
 FG Pct: 68.3
 FT Pct: 44.1
 Rebounds/game: 4.0
 Assists/game: 1.5
 Turnovers/game: 1.2
 Assist/turnover ratio: 1.3
 Steals/game: 0.5
 Blocks/game: 0.6

CAREER HIGHS

POINTS: 24 vs. Cal Poly (2008)
 FG MADE: 12 vs. Cal Poly (2008)
 FG ATT: 17 vs. Cal Poly (2008)
 FG %: .857 (6-7) vs. Portland (2008)
 FT MADE: 4 vs. Santa Clara (2005), at Pepperdine (2008)
 FT ATT: 11 vs. LBSU (2008)
 FT %: 1.000 (4-4) vs. Jackson St. (2008), vs. Santa Clara (2005)
 REB: 7 at CSU (2005), at Tulsa (2008)
 ASSISTS: 4 at Wake Forest (2008), vs. Portland (2008)
 STEALS: 2 at Idaho State (2008), vs. Portland (2008)
 BLOCKS: 4 vs. Colorado State (2005)
 MINUTES: 36 at Utah (2005)

SEASON-HIGH POINTS:

First Half: 18 vs. Cal Poly
 Second Half: 8 at Pepperdine
 Game: 24 vs. Cal Poly

Percentage Minimums -
 4 FG, 2 3FG, 3 FT Made

MILES YEAR-BY-YEAR BYU STATS

YEAR	GP	GS	MIN	AVG	FG	FGA	PCT	3FG	FGA	PCT	FT	FTA	PCT	OFF	DEF	TOT	AVG	PF	FO	A	AVG	TO	BLK	STL	PTS	AVG
2004-05	28	6	382	13.6	29	81	.358	0	0	.000	17	24	.708	28	36	64	2.3	54	0	19	0.7	20	30	5	75	2.7
2007-08	34	0	291	8.6	31	72	.431	0	0	.000	22	51	.431	20	32	52	1.5	58	1	20	0.6	24	13	9	84	2.5
Total	62	6	673	10.9	60	153	.392	0	0	.000	39	75	.520	48	68	116	1.9	112	1	39	0.6	44	43	14	159	2.6



5 PLAYERS SCORED IN DOUBLE FIGURES

1/3/09 vs. No. 6 Wake Forest, 87-94 L, Fredette-23, Tavernari-18, Cummar-17, Emery-13, Abouo-10

6 PLAYERS SCORED IN DOUBLE FIGURES

12/22/06 vs. W. Oregon, 102-40 W, Tavernari-17, Cummar-14, Balderson-13, Young-10, Burgess-10, Ivanovic-10

NO PLAYERS SCORED IN DOUBLE FIGURES

2/21/05 at Air Force, 39-70 L

ONE PLAYER RECORD A DOUBLE-DOUBLE

12/30/08 at Tulsa
Jonathan Tavernari, 20 points, 10 rebounds

TWO PLAYERS RECORD A DOUBLE-DOUBLE

2/2/08 at Wyoming
Trent Plaisted, 17 points, 10 rebounds
Jonathan Tavernari, 10 points, 10 rebounds

TWO DOUBLE-DIGIT REBOUNDS

2/2/08 at Wyoming
Trent Plaisted-10, Jonathan Tavernari-10

SIX PLAYERS HAD 5 OR MORE REBOUNDS

1/8/05 vs. San Diego State, Jensen-7, Hall-6, Rose-6, Meads-6, Ainge-6, Miles-5

FIVE PLAYERS HAD 6 OR MORE REBOUNDS

12/12/07 vs. Lamar, Cummar-10, Ivanovic-9, Tavernari-8, Plaisted-7, Collinsworth-6

FOUR PLAYERS HAD 9 OR MORE REBOUNDS

12/30/06 vs. Seton Hall, Cummar-12, Plaisted-9, Young-9, Ainge-9

TWO PLAYERS FOULED OUT

1/3/09 vs. Wake Forest
Chris Miles, Gavin MacGregor, Charles Abouo

THREE OR MORE PLAYERS FOULED OUT

1/3/09 vs. Wake Forest
Chris Miles, Gavin MacGregor, Charles Abouo

A BYU PLAYER RECEIVED A TECHNICAL FOUL

11/14/07 vs. Idaho State - Lee Cummar

AN OPPONENT PLAYER RECEIVED A TECHNICAL FOUL

1/3/09 vs. Wake Forest - Chas McFarland

A BYU COACH RECEIVED A TECHNICAL FOUL

11/24/06 vs. SUU - Dave Rose

AN OPPONENT COACH RECEIVED A TECHNICAL FOUL

3/1/08 vs. Air Force - Coach Jeff Reynolds

A PLAYER EJECTED FROM THE GAME

11/23/02 vs. Kansas State
Travis Hansen (2 technical fouls)

A COACH EJECTED FROM THE GAME

11/30/05 vs. Lamar [at Delta Center]
Lamar coach Billy Tubbs (2 tech. fouls)

AT LEAST TWO PLAYERS SCORED 20+ POINTS

12/30/08 at Tulsa
Lee Cummar-26, Jonathan Tavernari-20

THREE PLAYERS SCORED 20+ POINTS

1/16/03 vs. UNLV, Rafael Araujo-22, Mark Bigelow-21, Travis Hansen-20

FOUR PLAYERS SCORED 20+ POINTS

1/13/79 vs. UNM, D. Ainge-27, Scott Runia-25, Devin Durrant-20, Alan Taylor-20

TWO PLAYERS SCORED 25+ POINTS

1/12/08 Colorado State
Trent Plaisted-25, Jonathan Tavernari-25

A PLAYER SCORED 30+ POINTS

12/3/08 at Weber State, Lee Cummar 30 points

A PLAYER ATTEMPTED 20 OR MORE FIELD GOALS

1/3/09 20, Lee Cummar vs. No. 6 Wake Forest

A PLAYER WITH 5 OR MORE STEALS

12/6/08 vs. Utah State - Jackson Emery (5)

A PLAYER HAD DOUBLE-DIGIT ASSISTS

12/1/07 at Portland - Ben Murdock (10)

A PLAYER MADE DOUBLE-DIGIT FREE THROWS

2/21/07 vs. Colorado State, Lee Cummar (10-10)

A PLAYER 100% AT FT LINE (MIN. 8 ATTS)

2/21/07 vs. Colorado State, Lee Cummar (10-10)

A PLAYER 100% FROM FLOOR (MIN. 5 ATTS)

2/13/08 at Colorado State, Trent Plaisted (9-9)

A PLAYER 100% ON TREYS (MIN. 3 ATTS)

3/1/08 vs. Air Force - Sam Burgess (3-3)

DID NOT MAKE A TREY

11/22/96 vs. CS Fullerton (0-9)

LAST TIME OPPONENT DID NOT MAKE A TREY

2/2/08 at Wyoming (0-15)

BYU HAD SIX OR FEWER TURNOVERS

3/10/00 vs. Utah, 6

BYU COMMITTED 25-PLUS TURNOVERS

12/15/07 vs. Pepperdine, 86-67 W (29)

BYU COMMITTED 11 OR LESS TEAM FOULS IN A GAME

2/6/08 vs. TCU, 9

BYU SCORED 90 POINTS

12/13/08 vs. Portland, 91-76 W

BYU SCORED 100 POINTS

11/16/07 vs. Jackson State 100-61 W

BYU SCORED 110 POINTS

1/11/05 vs. MSU-Billings 110-70 W

BYU SCORED LESS THAN 50 POINTS IN A GAME

1/15/08 at UNLV 41-70 L

HELD OPPONENT TO LESS THAN 50 POINTS IN A GAME

11/20/08 vs. North Florida 74-41 W

BYU SCORED LESS THAN 40 POINTS IN A GAME

2/21/05 at Air Force 39-70 L

HELD OPPONENT TO LESS THAN 40 POINTS IN A GAME

11/10/07 at Long Beach State 74-34 W

SHOT 60% FG

12/13/08 vs. Portland, (.617), 29-47

OPPONENT SHOT 60% FG

12/22/05 at Utah State, (.600), 36-60

SHOT 70% FG IN A HALF

3/13/08 vs. CSU-MWC, (.739), 17-23

DID NOT MISS A 2-POINT ATTEMPT IN A HALF

2/23/04 vs. Air Force, 13-13 inside the arc, (14-17, .824 overall)

SHOT LESS THAN 30% FG

2/21/05 at Air Force, (.280), 14-50

SHOT 100% FT

1/4/05 at Saint Mary's, 3-3

SHOT 90% FT (at least 10 attempts)

11/29/06 at Boise State, (.900), 9-10

SHOT LESS THAN 50% FT

11/20/08 vs. North Florida, (.400), 4-10

SHOT 60% THREE-POINTERS

3/9/07 vs. Wyoming-MWC, (.643), 9-14

SHOT 70% THREE-POINTERS

1/26/08 vs. New Mexico, (.813), 13-16

OPPONENT SCORED LESS THAN 20 POINTS IN FIRST HALF

11/20/08 vs. North Florida, 12 [BYU led 35-12]

OPPONENT SCORED LESS THAN 20 POINTS IN SECOND HALF

12/22/06 vs. W. Oregon, 17 (SH, 51-17, BYU won 102-40)

BYU SCORED LESS THAN 20 POINTS IN THE FIRST HALF

2/21/05 at Air Force, 13 [BYU trailed 13-37]

BYU SCORED LESS THAN 20 POINTS IN THE SECOND HALF

1/15/00 vs. Utah, 19

OPPONENT SCORED 50 OR MORE POINTS IN A HALF

11/20/07 vs. Hartford, 51 [second half]

BYU SCORED 50 OR MORE POINTS IN FIRST HALF

3/9/07 vs. Wyoming-MWC, 54

BYU SCORED 50 OR MORE POINTS IN SECOND HALF

12/10/08 vs. Boise State, 61

BYU SCORED 60 OR MORE POINTS IN FIRST HALF

2/25/93 vs. Sacramento St., 62

BYU SCORED 60 OR MORE POINTS IN SECOND HALF

12/10/08 vs. Boise State, 61

WON BY 50 OR MORE POINTS (largest margin ever)

12/22/06 vs. W. Oregon (62) 102-40 W

WON BY 50 OR MORE POINTS (VS. DIV. I OPPONENT)

2/25/93 vs. Sacramento State (50) 128-78 W

WON BY 40 OR MORE POINTS

11/10/07 at Long Beach State (40) 74-34 W

WON BY 30 OR MORE POINTS

12/10/08 vs. Boise State (38) 94-56 W

WON BY 25 OR MORE POINTS

12/10/08 vs. Boise State (38) 94-56 W

LOST BY 35-plus POINTS

11/22/04 vs. North Carolina (36) 86-50 L

LOST BY 30-plus POINTS

2/21/05 at Air Force (31) 39-70 L

LOST BY 25-plus POINTS

1/15/08 at UNLV (29) 70-41 L

PLAYED OVERTIME GAME

2/26/08 at New Mexico, 70-69 W

WON IN SINGLE OVERTIME

2/26/08 at New Mexico, 70-69 W

LOST IN OVERTIME

12/13/06 at Lamar, 86-77 L

PLAYED A DOUBLE OT GAME

3/5/88 vs. UTEP 80-83 L 2OT

PLAYED A TRIPLE OT GAME

2/28/98 at UTEP 76-75 W 3OT

WON 15 STRAIGHT GAMES

1987-88 (17)

WON 10 STRAIGHT GAMES

2008-09 (10)

WON 9 STRAIGHT GAMES

2008-09 LBSU, at Pepperdine, North Florida, Rice, Cal Poly, at Idaho State, at WSU, vs. USU, vs. Boise State

WON 8 STRAIGHT GAMES

2008-09 LBSU, at Pepperdine, North Florida, Rice, Cal Poly, at Idaho State, at Weber State, vs. Utah State

LOST 3 STRAIGHT GAMES

2004-05 (three times)
last time - @ New Mexico, @ Air Force, @ Utah

LOST 4 STRAIGHT GAMES

2004-05 @ New Mexico, @ Air Force, @ Utah, UNLV

LOST 5 STRAIGHT

2004-05 @ UNM, @ AFA, @ Utah, UNLV, vs. UNM (at MWC)

LOST 9 STRAIGHT

1997-98

LOST 10 STRAIGHT GAMES

1996-97 (21) - school record

PLAYED AN NCAA TOURNAMENT GAME

3/20/08 vs. Texas A&M 62-67 L

WON AN NCAA TOURNAMENT GAME

3/18/93 vs. SMU 60-71 W
Then lost to Kansas 76-90 in second round

WON TWO NCAA TOURNAMENT GAMES

1980-81 Princeton 60-51, UCLA 78-55, Notre Dame 51-50
Then lost to Virginia 60-74 L

WON THREE NCAA TOURNAMENT GAMES

1980-81 Princeton 60-51, UCLA 78-55, Notre Dame 51-50
Then lost to Virginia 60-74 L

WON FOUR NCAA TOURNAMENT GAMES

Never

PLAYED IN THE NIT

3/15/06 at Houston 67-77 L

WON AN NIT GAME

3/14/02 vs. UC Irvine 78-55 W

WON TWO NIT GAMES

1999-00 Bowling Green 81-54, So. Illinois 82-57
Then lost to Notre Dame in quarterfinals

WON THREE NIT GAMES

1965-66 NIT CHAMPIONS
1950-51 NIT CHAMPIONS

WON CONFERENCE TOURNAY

2000-01

WON CONFERENCE REGULAR SEASON

2007-08

WON CONFERENCE REGULAR SEASON OUTRIGHT

2007-08

DEFEATED A RANKED TEAM

11/23/07 vs. Louisville (6/6), 78-76

DEFEATED A RANKED TEAM AT HOME

2/3/07 vs. UNLV (NR/25), 90-63

DEFEATED A RANKED TEAM ON THE ROAD

2/27/07 at Air Force (20/25), 62-58

WAS RANKED IN THE TOP-25 AP POLL

3/10/08 Ranked 24th

WAS RANKED IN THE TOP-25 COACHES POLL

3/10/08 Ranked 23rd

FINISHED SEASON RANKED IN THE AP TOP-25 POLL

2007-08 Season - 24th (AP)



2008-09 Box Scores

2008-09 BYU Men's Basketball

BYU at Weber State - Game #7

12/03/08 7:05pm at Des Events Center, Ogden, Utah
VISITORS: BYU Cougars 7-0

#	Player	totfg		3-pt		rebounds					a	b	s	min	
		fg	fga	fg	fga	fta	of	de	tot	pf					tp
30	CUMMARD, Lee	f	12	3	4	3	4	0	4	2	30	3	1	0	31
25	NOONAN, Paul	f	4	13	7	2	2	1	6	7	11	6	1	1	27
54	MILES, Chris	c	4	5	0	0	0	1	2	3	1	8	0	0	18
04	EMERY, Jackson	g	2	3	2	3	0	0	2	3	6	2	0	2	19
32	FREDETTE, Jimmer	g	7	10	4	6	0	0	2	2	16	7	2	0	35
01	ABDOU, Charles	g	1	4	0	2	0	0	2	0	2	1	1	0	9
02	MORGAN, JR., Lamont	g	2	7	1	3	4	1	1	2	1	9	1	1	27
05	ROSE, Archie	g	1	0	0	0	1	1	5	6	1	0	0	0	9
15	ANDERSON, James	g	3	4	0	0	0	0	1	1	3	6	0	0	10
20	PINEGAR, Matthew	g	0	0	0	0	0	0	0	0	0	0	0	0	3
53	MAGREGOR, Gavin	g	1	0	0	2	2	0	2	2	5	2	0	0	12
TEAM															
Totals.....		35 61		11 25		11 13		9 27		36 82		20 6		2 5 200	

TOTAL FG%	1st Half: 11:25 44.0%	2nd Half: 10:27 37.0%	Game: 40.4%	DEADBALL
3-Pt. FG%	1st Half: 2:7 28.6%	2nd Half: 3:15 20.0%	Game: 22.7%	REBOUNDS
F Throw %	1st Half: 11:12 91.7%	2nd Half: 5:7 71.4%	Game: 84.2%	0.1

HOME TEAM: Weber State 2-4

#	Player	totfg		3-pt		rebounds					a	b	s	min		
		fg	fga	fg	fga	fta	of	de	tot	pf					tp	
01	LLIARD, Damian	f	1	4	0	3	0	0	2	2	2	1	3	0	23	
03	BULLINGER, Kyle	f	5	10	3	6	3	5	5	5	2	16	2	1	32	
40	PANOS, Steve	c	4	7	0	0	4	8	4	4	3	12	0	1	25	
12	HANSEN, Nick	g	0	3	0	3	2	3	0	0	1	2	3	2	0	22
33	McDuff, Kellen	g	2	4	1	3	2	0	1	1	2	7	1	4	0	23
04	COTTLE, Josh	g	0	0	0	0	0	0	0	0	0	0	0	0	1	
15	BENSON, J.	g	0	0	0	0	0	0	0	0	0	0	0	0	3	
21	RAMOS, Marco	g	1	0	0	0	0	0	0	0	0	0	0	0	2	
24	CARSON, Marcus	g	1	2	0	1	1	1	1	2	3	0	1	0	20	
31	DAVIS, Dawin	g	4	8	1	4	1	2	0	1	4	10	1	2	25	
32	MAHONEY, Darin	g	1	0	0	2	2	1	2	0	2	0	0	0	7	
55	MORRIS, Trevor	g	4	6	0	0	0	1	3	4	2	8	0	2	0	17
TEAM																
Totals.....		21 46		5 19		15 23		2 19		21 62		7 15		2 100		

TOTAL FG%	1st Half: 14:24 58.3%	2nd Half: 7:22 31.8%	Game: 45.7%	DEADBALL
3-Pt. FG%	1st Half: 4:10 40.0%	2nd Half: 1:8 11.1%	Game: 26.3%	REBOUNDS
F Throw %	1st Half: 7:9 77.8%	2nd Half: 8:14 57.1%	Game: 65.2%	4

Officials: Ruben Ramos, Shawn Leigh, Chris Rastatter.

Technical fouls: Brigham Young-None, Weber State-None.

Attendance: 5672

Score by Periods	1st	2nd	Total
Brigham Young	46	46	92
Weber State	39	23	62

Points in the paint: BY 24, WSU 22. Points off turnovers: BY 22, WSU 4.
2nd chance points: BY 8, WSU 2. Fast break points: BY 8, WSU 0.
Bench points: BY 19, WSU 23. Score tied 2 times. Lead changed 6 times.
Last FG: BY 2nd 01:42, WSU 2nd 07:40.
Largest lead: BY by 32 2nd 01:42, WSU by 4 1st 09:48.

BYU vs Utah State - Game #8

12/06/08 5:07 pm, at Salt Lake City, UT (EnergySolutionsArena)
VISITORS: Utah State 5-1

#	Player	totfg		3-pt		rebounds					a	b	s	min		
		fg	fga	fg	fga	fta	of	de	tot	pf					tp	
42	Wesley, Tai	f	4	8	0	0	4	5	4	2	6	5	12	4	0	24
55	Wilkinson, Gary	f	6	11	0	10	11	2	7	9	2	22	3	1	31	
21	Guayle, Jared	g	3	8	1	5	0	0	2	5	7	2	2	0	25	
24	Newbold, Tyler	g	4	9	3	5	0	1	2	7	9	3	1	1	28	
25	Myser, Jason	g	1	7	1	7	0	0	0	5	3	2	5	0	1	25
05	Williams, Pooch	g	1	3	0	1	0	0	1	2	1	2	0	1	0	16
12	Seeger, Jeremy	g	0	1	0	0	0	0	0	2	0	2	0	1	15	
14	Williams, Stavon	g	0	2	0	2	0	0	0	0	0	1	0	0	11	
44	Formisano, Matt	g	2	3	0	0	2	2	1	2	3	0	6	1	0	15
TEAM																
Totals.....		21 52		5 22		16 19		14 25		39 63		15 17		2 5 200		

TOTAL FG%	1st Half: 16:31 51.6%	2nd Half: 19:30 63.3%	Game: 57.4%	DEADBALL
3-Pt. FG%	1st Half: 8:16 50.0%	2nd Half: 3:9 33.3%	Game: 44.0%	REBOUNDS
F Throw %	1st Half: 6:6 100%	2nd Half: 5:7 71.4%	Game: 84.6%	0

HOME TEAM: BYU Cougars 8-0

#	Player	totfg		3-pt		rebounds					a	b	s	min		
		fg	fga	fg	fga	fta	of	de	tot	pf					tp	
45	TAVERNARI, Jonathan	f	7	13	3	9	7	8	2	7	9	3	24	1	1	4 39
54	MILES, Chris	f	3	3	0	0	0	0	1	0	1	4	6	1	1	1 18
04	EMERY, Jackson	g	2	5	1	2	4	8	1	5	6	1	9	3	0	1 37
30	CUMMARD, Lee	g	2	9	1	2	1	1	0	1	5	6	4	0	1 27	
32	FREDETTE, Jimmer	g	6	13	3	6	1	3	4	5	0	16	2	1	0 35	
01	ABDOU, Charles	g	1	0	0	0	0	0	0	0	0	0	1	1	0 3	
02	MORGAN, JR., Lamont	g	0	2	0	0	0	0	0	1	1	0	0	0	0 18	
05	ROSE, Archie	g	0	0	0	0	0	0	0	0	0	0	0	0	0 1	
15	ANDERSON, James	g	0	0	0	0	0	0	0	0	2	0	0	0	0 2	
53	MAGREGOR, Gavin	g	2	3	0	0	3	4	1	1	2	3	7	1	0 20	
TEAM																
Totals.....		22 53		8 19		16 24		7 20		27 68		14 9		6 12200		

TOTAL FG%	1st Half: 14:28 50.0%	2nd Half: 8:25 32.0%	Game: 41.5%	DEADBALL
3-Pt. FG%	1st Half: 7:15 46.7%	2nd Half: 1:4 25.0%	Game: 42.1%	REBOUNDS
F Throw %	1st Half: 3:3 100%	2nd Half: 13:21 61.9%	Game: 66.7%	6

Officials: Randy McCall, Larry Spaulding, Michael Irving

Technical fouls: Utah State-None, Brigham Young-None.

Attendance: 13890

Score by Periods	1st	2nd	Total
Utah State	35	28	63
Brigham Young	38	30	68

Points in the paint: USU 22, BYU 20. Points off turnovers: USU 6, BYU 15.
2nd chance points: USU 16, BYU 6. Fast break points: USU 0, BYU 0.
Bench points: USU 9, BYU 7. Score tied 3 times. Lead changed 7 times.
Last FG: USU 2nd 00:07, BYU 2nd 02:47.
Largest lead: USU by 1 1st 19:41, BYU by 10 1st 03:46.

BYU vs. Boise State - Game #9

12/10/08 8:05 pm at Marriott Center, Provo, Utah
VISITORS: Boise State 6-2

#	Player	totfg		3-pt		rebounds					a	b	s	min	
		fg	fga	fg	fga	fta	of	de	tot	pf					tp
03	Okye, Ike	f	4	7	0	0	1	1	1	3	4	1	9	1	1 19
25	Noonan, Paul	f	1	3	1	3	1	2	0	2	2	1	4	2	6 21
43	Sanchez, Mark	f	4	12	0	1	3	3	6	9	1	9	1	0	0 25
04	Greene, Jamar	g	0	3	0	1	0	0	0	3	4	0	3	3	0 26
11	Thomas, Anthony	g	0	5	0	3	0	0	1	4	0	2	6	0	0 20
01	Rouse, Shawn	g	0	3	0	3	0	0	0	1	1	0	0	0	0 7
12	Gerner, Aaron	g	7	13	2	2	2	0	3	3	1	9	0	0	0 26
14	Larsen, Nate	g	1	0	1	0	0	0	0	1	0	0	0	0	0 3
20	Imeldy, Sean	g	1	4	0	0	1	3	2	5	1	2	0	0	0 15
24	Anderson, LaShard	g	0	5	0	1	0	0	4	4	1	0	4	7	0 2 18
32	Moritz, Zack	g	3	5	0	0	0	0	3	0	3	1	6	0	0 5
50	Cunningham, Kurt	g	3	5	0	1	1	3	0	3	2	7	1	2	0 15
TEAM															
Totals.....		23 66		4 20		6 10		16 27		43 95		14 25		2 3 200	

TOTAL FG%	1st Half: 12:31 38.7%	2nd Half: 11:35 31.4%	Game: 34.8%	DEADBALL
3-Pt. FG%	1st Half: 4:9 44.4%	2nd Half: 0:11 0.0%	Game: 20.0%	REBOUNDS
F Throw %	1st Half: 1:2 50.0%	2nd Half: 5:8 62.5%	Game: 60.0%	0

HOME TEAM: BYU Cougars 9-0

#	Player	totfg		3-pt		rebounds					a	b	s	min	
		fg	fga	fg	fga	fta	of	de	tot	pf					tp
30	CUMMARD, Lee	f	6	15	2	2	6	6	3	4	7	20	4	1	0 25
45	TAVERNARI, Jonathan	f	5	12	3	6	0	0	8	9	1	13	2	0	1 26

BYU vs. Wake Forest – Game #13

1/3/09 8:05 pm at Marriott Center, Provo, Utah
 VISITORS: Wake Forest: 13-0

##	Player	tot-fg		3-pt		rebounds										min		
		fg	fga	fg	fta	ft	of	de	tot	pf	tp	a	to	bk	s			
01	Aminu,Al-Farouq	f	5	8	1	2	3	3	1	6	7	4	14	0	3	3	0	33
23	Johnson,James	f	9	14	1	2	3	5	4	11	15	2	22	2	3	2	1	31
13	McFarland,Chas	c	3	7	0	1	3	6	1	4	5	3	9	2	3	1	0	27
00	Teague,Jeff	g	8	12	2	4	12	14	0	4	4	3	30	4	1	0	1	37
42	Williams,L.D.	g	3	9	1	3	4	8	0	1	1	11	3	1	0	0	1	27
02	Clerk,Corey	0	0	0	0	0	0	0	0	0	0	0	0	0	0	0	0	2
04	Hale,Harvey	1	3	0	2	0	0	0	0	3	3	2	0	0	0	0	9	
10	Smith,Ishmael	3	10	0	2	0	0	1	2	3	4	6	3	2	0	3	26	
44	Weaver,David	0	0	0	0	0	0	0	0	0	0	1	0	0	0	0	5	
55	Woods,Tony	0	1	0	0	0	0	0	0	0	0	0	0	0	0	0	3	
TEAM																		
Totals.....		32	64	5	16	25	36	9	33	42	21	94	14	13	6	6	200	

TOTAL FG%	1st Half: 17-33 51.5%	2nd Half: 15-31 48.4%	Game: 50.0%	DEADBALL
3-PT FG%	1st Half: 2-7 28.6%	2nd Half: 3-9 33.3%	Game: 31.3%	REBOUNDS
F Throw %	1st Half: 9-11 81.8%	2nd Half: 16-25 64.0%	Game: 69.4%	5

HOME TEAM: BYU Cougars 11-2

##	Player	tot-fg		3-pt		rebounds										min		
		fg	fga	fg	fta	ft	of	de	tot	pf	tp	a	to	bk	s			
30	CUMMARD, Lee	f	6	20	0	4	5	7	2	6	8	3	17	3	0	0	1	29
45	TAVERNARI, Jonathanf	7	17	4	13	0	0	4	5	9	2	18	0	1	0	0	36	
54	MILES, Chris	c	1	3	0	0	0	0	2	2	4	5	2	3	1	0	0	17
04	EMERY, Jackson	g	4	10	2	7	3	4	1	5	4	13	3	2	0	2	26	
32	FREDETTE, Jimmer	g	9	17	3	6	2	3	1	2	1	23	9	5	0	2	38	
01	ABOUJ, Charles	3	9	1	2	3	3	1	4	5	5	10	1	1	0	0	23	
02	MORGAN, JR., Lamont	0	0	0	0	0	0	0	0	4	4	1	0	2	2	0	6	
05	ROSE, Archie	0	0	0	0	0	0	0	0	0	0	0	0	0	0	0	3	
15	ANDERSON, James	0	0	0	0	0	0	0	0	0	0	0	0	0	0	0	0+	
34	HARTSOCK, Noah	0	0	0	0	0	0	0	0	0	2	0	0	0	0	0	1	
53	MACGREGOR, Gavin	1	2	0	0	2	3	1	4	5	5	4	0	1	0	1	21	
TEAM																		
Totals.....		31	77	10	32	15	20	17	29	46	28	87	21	13	0	6	200	

TOTAL FG%	1st Half: 17-35 48.6%	2nd Half: 14-42 33.3%	Game: 40.3%	DEADBALL
3-PT FG%	1st Half: 6-15 40.0%	2nd Half: 4-17 23.5%	Game: 31.3%	REBOUNDS
F Throw %	1st Half: 8-8 100%	2nd Half: 7-12 58.3%	Game: 75.0%	1

Officials: Joe Demayo, Kevin O'Connell, DJ Carstensen
 Technical fouls: Wake Forest-McFarland,Chas. BYU Cougars-None.

Attendance: 23096

Score by Periods	1st	2nd	Total
Wake Forest	45	49	94
BYU Cougars	48	39	87

Points in the paint-WF 36, BY 35. Points off turnovers-WF 21, BY 25.
 2nd chance points-WF 14, BY 17. Fast break points-WF 8, BY 13.
 Bench points-WF 8, BY 14. Score tied-10 times. Lead changed-11 times.
 Last FG-WF 2nd-01:29, BY 2nd-00:10.
 Largest lead-WF by 9 1st-16:47, BY by 8 2nd-14:37.

BYU Cougars Combined Team Statistics (as of Jan 03, 2009)
All games

RECORD:	OVERALL	HOME	AWAY	NEUTRAL
ALL GAMES	11-2	6-1	4-0	1-1
CONFERENCE	0-0	0-0	0-0	0-0
NON-CONFERENCE	11-2	6-1	4-0	1-1

##	Player	gp-gs	Total		3-Point		F-Throw		Rebounds				pf	dq	a	to	blk	stl	pts	avg		
			min	avg	fg-fga	pct	3fg-fga	pct	ft-fga	pct	off	def									tot	avg
30	CUMMARD, Lee	13-13	390	30.0	88-157	.561	16-39	.410	46-57	.807	24	54	78	6.0	35	1	43	21	9	11	238	18.3
45	TAVERNARI, Jonatha	13-13	410	31.5	91-203	.448	37-109	.339	18-22	.818	16	80	96	7.4	28	0	32	18	5	22	237	18.2
32	FREDETTE, Jimmer	13-12	405	31.2	71-138	.514	22-52	.423	31-39	.795	8	20	28	2.2	15	0	59	35	0	20	195	15.0
04	EMERY, Jackson	13-13	357	27.5	39-73	.534	18-44	.409	18-25	.720	5	44	49	3.8	32	2	43	16	4	19	114	8.8
54	MILES, Chris	13-13	274	21.1	43-63	.683	0-0	.000	15-34	.441	17	35	52	4.0	38	2	20	16	8	7	101	7.8
01	ABOUO, Charles	13-0	184	14.2	13-32	.406	3-9	.333	21-28	.750	6	26	32	2.5	15	1	9	11	2	4	50	3.8
02	MORGAN,JR, Lamont	13-1	224	17.2	14-35	.400	6-15	.400	11-17	.647	3	21	24	1.8	15	0	18	27	0	8	45	3.5
15	ANDERSON, James	10-0	83	8.3	10-19	.526	0-0	.000	2-5	.400	7	11	18	1.8	18	0	3	1	8	2	22	2.2
53	MACGREGOR, Gavin	11-0	119	10.8	4-8	.500	0-0	.000	15-21	.714	6	17	23	2.1	25	2	2	6	3	2	23	2.1
05	ROSE, Archie	7-0	47	6.7	2-6	.333	1-1	1.000	9-13	.692	7	12	19	2.7	7	0	1	2	0	2	14	2.0
34	HARTSOCK, Noah	8-0	70	8.8	6-11	.545	0-0	.000	3-4	.750	6	9	15	1.9	10	0	2	2	1	0	15	1.9
20	PINEGAR, Matthew	7-0	37	5.3	1-6	.167	0-5	.000	0-0	.000	0	2	2	0.3	1	0	1	4	0	1	2	0.3
Team											18	28	46									
Total.....		13	2600		382-751	.509	103-274	.376	189-265	.713	123	359	482	37.1	239	8	233	159	40	98	1056	81.2
Opponents.....		13	2600		302-746	.405	71-244	.291	160-239	.669	128	286	414	31.8	245	5	156	193	23	76	835	64.2

TEAM STATISTICS	BY	OPP	Date	Opponent	Score	Att.
SCORING	1056	835	11/14/08	LONG BEACH STATE	w 75-65	15753
Points per game	81.2	64.2	11/18/08	at Pepperdine	w 82-53	1642
Scoring margin	+17.0	-	11/20/08	NORTH FLORIDA	w 74-41	7778
FIELD GOALS-ATT	382-751	302-746	11/21/08	RICE	w 83-52	9277
Field goal pct	.509	.405	11/22/08	CAL POLY	w 76-64	7782
3 POINT FG-ATT	103-274	71-244	11-29-08	at Idaho State	w 85-65	4374
3-point FG pct	.376	.291	12-03-08	at Weber State	w 92-62	5672
3-pt FG made per game	7.9	5.5	12/06/08	vs Utah State	w 68-63	13890
FREE THROWS-ATT	189-265	160-239	12/10/08	BOISE STATE	w 94-56	10506
Free throw pct	.713	.669	12/13/08	PORTLAND PILOTS	w 91-76	9418
F-Throws made per game	14.5	12.3	12-20-08	vs Arizona State	L 75-76	10431
REBOUNDS	482	414	12/30/08	at Tulsa	w 74-68	5545
Rebounds per game	37.1	31.8	1/3/09	WAKE FOREST	L 87-94	23096
Rebounding margin	+5.2	-	* - Conference game			
ASSISTS	233	156				
Assists per game	17.9	12.0				
TURNOVERS	159	193				
Turnovers per game	12.2	14.8				
Turnover margin	+2.6	-				
Assist/turnover ratio	1.5	0.8				
STEALS	98	76				
Steals per game	7.5	5.8				
BLOCKS	40	23				
Blocks per game	3.1	1.8				
ATTENDANCE	83610	41554				
Home games-Avg/Game	7-11944	4-4308				
Neutral site-Avg/Game	-	2-12160				

Score by Periods	1st	2nd	Totals
BYU Cougars	507	549	1056
Opponents	405	430	835

BYU Cougars Category Leaders (as of Jan 03, 2009)
All games

Points	G	Pts	Pts/G	Scoring Average	G	Pts	Avg/G
CUMMARD, Lee	13	238	18.3	CUMMARD, Lee	13	238	18.3
TAVERNARI, Jonathan	13	237	18.2	TAVERNARI, Jonathan	13	237	18.2
FREDETTE, Jimmer	13	195	15.0	FREDETTE, Jimmer	13	195	15.0
EMERY, Jackson	13	114	8.8	EMERY, Jackson	13	114	8.8
MILES, Chris	13	101	7.8	MILES, Chris	13	101	7.8
ABOUO, Charles	13	50	3.8	ABOUO, Charles	13	50	3.8
MORGAN,JR, Lamont	13	45	3.5	MORGAN,JR, Lamont	13	45	3.5
MACGREGOR, Gavin	11	23	2.1	ANDERSON, James	10	22	2.2
ANDERSON, James	10	22	2.2	MACGREGOR, Gavin	11	23	2.1
HARTSOCK, Noah	8	15	1.9	ROSE, Archie	7	14	2.0
ROSE, Archie	7	14	2.0	HARTSOCK, Noah	8	15	1.9
PINEGAR, Matthew	7	2	0.3	PINEGAR, Matthew	7	2	0.3

FG Percentage	FG	Att	Pct	Field Goal Attempts	G	Att	Att/G
MILES, Chris	43	63	.683	TAVERNARI, Jonathan	13	203	15.6
CUMMARD, Lee	88	157	.561	CUMMARD, Lee	13	157	12.1
HARTSOCK, Noah	6	11	.545	FREDETTE, Jimmer	13	138	10.6
EMERY, Jackson	39	73	.534	EMERY, Jackson	13	73	5.6
ANDERSON, James	10	19	.526	MILES, Chris	13	63	4.8
FREDETTE, Jimmer	71	138	.514	Field Goals Made	G	Made	Made/G
MACGREGOR, Gavin	4	8	.500	TAVERNARI, Jonathan	13	91	7.0
TAVERNARI, Jonathan	91	203	.448	CUMMARD, Lee	13	88	6.8
ABOUO, Charles	13	32	.406	FREDETTE, Jimmer	13	71	5.5
MORGAN,JR, Lamont	14	35	.400	MILES, Chris	13	43	3.3
ROSE, Archie	2	6	.333	EMERY, Jackson	13	39	3.0
PINEGAR, Matthew	1	6	.167				

3-Point Percentage	3FG	Att	Pct	3-Point FG Attempts	G	Att	Att/G
ROSE, Archie	1	1	1.000	TAVERNARI, Jonathan	13	109	8.4
FREDETTE, Jimmer	22	52	.423	FREDETTE, Jimmer	13	52	4.0
CUMMARD, Lee	16	39	.410	EMERY, Jackson	13	44	3.4
EMERY, Jackson	18	44	.409	CUMMARD, Lee	13	39	3.0
MORGAN,JR, Lamont	6	15	.400	MORGAN,JR, Lamont	13	15	1.2
TAVERNARI, Jonathan	37	109	.339	3-Point FG Made	G	Made	Made/G
ABOUO, Charles	3	9	.333	TAVERNARI, Jonathan	13	37	2.8
PINEGAR, Matthew	0	5	.000	FREDETTE, Jimmer	13	22	1.7
				EMERY, Jackson	13	18	1.4
				CUMMARD, Lee	13	16	1.2
				MORGAN,JR, Lamont	13	6	0.5

Free Throw Percent	FG	Att	Pct	Free Throw Attempts	G	Att	Att/G
TAVERNARI, Jonathan	18	22	.818	CUMMARD, Lee	13	57	4.4
CUMMARD, Lee	46	57	.807	FREDETTE, Jimmer	13	39	3.0
FREDETTE, Jimmer	31	39	.795	MILES, Chris	13	34	2.6
ABOUO, Charles	21	28	.750	ABOUO, Charles	13	28	2.2
HARTSOCK, Noah	3	4	.750	EMERY, Jackson	13	25	1.9
EMERY, Jackson	18	25	.720	Free Throws Made	G	Made	Made/G
MACGREGOR, Gavin	15	21	.714	CUMMARD, Lee	13	46	3.5
ROSE, Archie	9	13	.692	FREDETTE, Jimmer	13	31	2.4
MORGAN,JR, Lamont	11	17	.647	ABOUO, Charles	13	21	1.6
MILES, Chris	15	34	.441	TAVERNARI, Jonathan	13	18	1.4
ANDERSON, James	2	5	.400	EMERY, Jackson	13	18	1.4

BYU Cougars Category Leaders (as of Jan 03, 2009)
All games

Rebounds	G	Reb	Reb/G
TAVERNARI, Jonathan	13	96	7.4
CUMMARD, Lee	13	78	6.0
MILES, Chris	13	52	4.0
EMERY, Jackson	13	49	3.8
ABOUO, Charles	13	32	2.5

Assists	G	No.	Ast/G
FREDETTE, Jimmer	13	59	4.5
EMERY, Jackson	13	43	3.3
CUMMARD, Lee	13	43	3.3
TAVERNARI, Jonathan	13	32	2.5
MILES, Chris	13	20	1.5

Rebound Average	G	Reb	Avg/G
TAVERNARI, Jonathan	13	96	7.4
CUMMARD, Lee	13	78	6.0
MILES, Chris	13	52	4.0
EMERY, Jackson	13	49	3.8
ROSE, Archie	7	19	2.7

Steals	G	No.	Stl/G
TAVERNARI, Jonathan	13	22	1.7
FREDETTE, Jimmer	13	20	1.5
EMERY, Jackson	13	19	1.5
CUMMARD, Lee	13	11	0.8
MORGAN, JR, Lamont	13	8	0.6

Offensive Rebounds	G	No.	Avg/G
CUMMARD, Lee	13	24	1.8
MILES, Chris	13	17	1.3
TAVERNARI, Jonathan	13	16	1.2
FREDETTE, Jimmer	13	8	0.6
ANDERSON, James	10	7	0.7
ROSE, Archie	7	7	1.0

Blocked Shots	G	No.	Blk/G
CUMMARD, Lee	13	9	0.7
MILES, Chris	13	8	0.6
ANDERSON, James	10	8	0.8
TAVERNARI, Jonathan	13	5	0.4
EMERY, Jackson	13	4	0.3

Defensive Rebounds	G	No.	Avg/G
TAVERNARI, Jonathan	13	80	6.2
CUMMARD, Lee	13	54	4.2
EMERY, Jackson	13	44	3.4
MILES, Chris	13	35	2.7
ABOUO, Charles	13	26	2.0

Minutes	G	No.	Min/G
TAVERNARI, Jonathan	13	410	31.5
FREDETTE, Jimmer	13	405	31.2
CUMMARD, Lee	13	390	30.0
EMERY, Jackson	13	357	27.5
MILES, Chris	13	274	21.1

Fouls	G	No.	Per/G
MILES, Chris	13	38	2.9
CUMMARD, Lee	13	35	2.7
EMERY, Jackson	13	32	2.5
TAVERNARI, Jonathan	13	28	2.2
MACGREGOR, Gavin	11	25	2.3

Turnovers	G	No.	TO/G
FREDETTE, Jimmer	13	35	2.7
MORGAN, JR, Lamont	13	27	2.1
CUMMARD, Lee	13	21	1.6
TAVERNARI, Jonathan	13	18	1.4
MILES, Chris	13	16	1.2
EMERY, Jackson	13	16	1.2

Foulsouts	G	No.
MACGREGOR, Gavin	11	2
MILES, Chris	13	2
EMERY, Jackson	13	2
ABOUO, Charles	13	1
CUMMARD, Lee	13	1

BYU Cougars Overall/Conference Statistics (as of Jan 03, 2009)
All games

SUMMARY	Overall Statistics										Conference Statistics										
	gp-gs	min/g	fg%	3fg%	ft%	r/g	a/g	stl	blk	pts/g	gp-gs	min/g	fg%	3fg%	ft%	r/g	a/g	stl	blk	pts/g	
CUMMARD, Lee	13-13	30.0	.561	.807	.410	6.0	3.3	11	9	18.3											
TAVERNARI, Jonathan	13-13	31.5	.448	.818	.339	7.4	2.5	22	5	18.2											
FREDETTE, Jimmer	13-12	31.2	.514	.795	.423	2.2	4.5	20	0	15.0											
EMERY, Jackson	13-13	27.5	.534	.720	.409	3.8	3.3	19	4	8.8											
MILES, Chris	13-13	21.1	.683	.441	.000	4.0	1.5	7	8	7.8											
ABOUO, Charles	13-0	14.2	.406	.750	.333	2.5	0.7	4	2	3.8											
MORGAN,JR, Lamont	13-1	17.2	.400	.647	.400	1.8	1.4	8	0	3.5											
ANDERSON, James	10-0	8.3	.526	.400	.000	1.8	0.3	2	8	2.2											
MACGREGOR, Gavin	11-0	10.8	.500	.714	.000	2.1	0.2	2	3	2.1											
ROSE, Archie	7-0	6.7	.333	.692	1.000	2.7	0.1	2	0	2.0											
HARTSOCK, Noah	8-0	8.8	.545	.750	.000	1.9	0.3	0	1	1.9											
PINEGAR, Matthew	7-0	5.3	.167	.000	.000	0.3	0.1	1	0	0.3											
Totals	13		.509	.713	.376	37.1	17.9	98	40	81.2	0		.000	.000	.000	0.0	0.0	0	0	0.0	
Opponent	13		.405	.669	.291	31.8	12.0	76	23	64.2	0		.000	.000	.000	0.0	0.0	0	0	0.0	

SCORING	Overall Statistics								Conference Statistics							
	fg-fga	fg%	3fg-fga	3fg%	ft-fta	ft%	pts	pts/g	fg-fga	fg%	3fg-fga	3fg%	ft-fta	ft%	pts	pts/g
CUMMARD, Lee	88-157	.561	16-39	.410	46-57	.807	238	18.3								
TAVERNARI, Jonathan	91-203	.448	37-109	.339	18-22	.818	237	18.2								
FREDETTE, Jimmer	71-138	.514	22-52	.423	31-39	.795	195	15.0								
EMERY, Jackson	39-73	.534	18-44	.409	18-25	.720	114	8.8								
MILES, Chris	43-63	.683	0-0	.000	15-34	.441	101	7.8								
ABOUO, Charles	13-32	.406	3-9	.333	21-28	.750	50	3.8								
MORGAN,JR, Lamont	14-35	.400	6-15	.400	11-17	.647	45	3.5								
ANDERSON, James	10-19	.526	0-0	.000	2-5	.400	22	2.2								
MACGREGOR, Gavin	4-8	.500	0-0	.000	15-21	.714	23	2.1								
ROSE, Archie	2-6	.333	1-1	1.000	9-13	.692	14	2.0								
HARTSOCK, Noah	6-11	.545	0-0	.000	3-4	.750	15	1.9								
PINEGAR, Matthew	1-6	.167	0-5	.000	0-0	.000	2	0.3								
Totals	382-751	.509	103-274	.376	189-265	.713	1056	81.2	0-0	.000	0-0	.000	0-0	.000	0	0.0
Opponent	302-746	.405	71-244	.291	160-239	.669	835	64.2	0-0	.000	0-0	.000	0-0	.000	0	0.0

TOTALS	Overall Statistics										Conference Statistics										
	o-reb	d-reb	total	pf	fo	a	to	a/to	hi	pts	o-reb	d-reb	total	pf	fo	a	to	a/to	hi	pts	
CUMMARD, Lee	24	54	78	35	1	43	21	2.0	36												
TAVERNARI, Jonathan	16	80	96	28	0	32	18	1.8	25												
FREDETTE, Jimmer	8	20	28	15	0	59	35	1.7	23												
EMERY, Jackson	5	44	49	32	2	43	16	2.7	15												
MILES, Chris	17	35	52	38	2	20	16	1.3	24												
ABOUO, Charles	6	26	32	15	1	9	11	0.8	10												
MORGAN,JR, Lamont	3	21	24	15	0	18	27	0.7	10												
ANDERSON, James	7	11	18	18	0	3	1	3.0	10												
MACGREGOR, Gavin	6	17	23	25	2	2	6	0.3	7												
ROSE, Archie	7	12	19	7	0	1	2	0.5	6												
HARTSOCK, Noah	6	9	15	10	0	2	2	1.0	6												
PINEGAR, Matthew	0	2	2	1	0	1	4	0.3	2												
Totals	123	359	482	239	8	233	159	1.5	94	0	0	0	0	0	0	0	0	0	0.0	0	
Opponent	128	286	414	245	5	156	193	0.8	94	0	0	0	0	0	0	0	0	0	0.0	0	

BYU Cougars Team Game-by-Game (as of Jan 03, 2009)
All games

TEAM STATISTICS

Opponent	Date	Score		Total		3-Pointers		Free throws		Rebounds				pf	a	t/o	blk	stl	pts	avg
				fg-fga	pct	3fg-fga	pct	ft-fta	pct	off	def	tot	avg							
LONG BEACH STATE	11/14/08	75-65	W	26-60	.433	6-23	.261	17-27	.630	10	33	43	43.0	14	17	11	5	3	75	75.0
at Pepperdine	11/18/08	82-53	W	26-50	.520	6-21	.286	24-28	.857	9	27	36	39.5	17	19	16	2	10	82	78.5
NORTH FLORIDA	11/20/08	74-41	W	31-62	.500	8-22	.364	4-10	.400	12	33	45	41.3	15	21	10	3	6	74	77.0
RICE	11/21/08	83-52	W	30-54	.556	12-22	.545	11-16	.688	8	23	31	38.8	17	22	11	1	9	83	78.5
CAL POLY	11/22/08	76-64	W	33-63	.524	3-15	.200	7-8	.875	11	33	44	39.8	17	18	16	3	4	76	78.0
at Idaho State	11-29-08	85-65	W	30-53	.566	8-21	.381	17-23	.739	8	25	33	38.7	21	18	11	2	11	85	79.2
at Weber State	12-03-08	92-62	W	35-61	.574	11-25	.440	11-13	.846	9	27	36	38.3	18	20	6	2	5	92	81.0
vs Utah State	12/06/08	68-63	W	22-53	.415	8-19	.421	16-24	.667	7	20	27	36.9	18	14	9	6	12	68	79.4
BOISE STATE	12/10/08	94-56	W	35-66	.530	10-18	.556	14-23	.609	9	31	40	37.2	12	17	10	9	12	94	81.0
PORTLAND PILOTS	12/13/08	91-76	W	29-47	.617	8-18	.444	25-33	.758	8	23	31	36.6	20	18	17	2	6	91	82.0
vs Arizona State	12-20-08	75-76	L	26-52	.500	10-26	.385	13-19	.684	8	23	31	36.1	26	19	16	2	8	75	81.4
at Tulsa	12/30/08	74-68	W	28-53	.528	3-12	.250	15-21	.714	7	32	39	36.3	16	9	13	3	6	74	80.8
WAKE FOREST	1/3/09	87-94	L	31-77	.403	10-32	.313	15-20	.750	17	29	46	37.1	28	21	13	0	6	87	81.2
BYU Cougars		1056		382-751	.509	103-274	.376	189-265	.713	123	359	482	37.1	239	233	159	40	98	1056	81.2
Opponents		835		302-746	.405	71-244	.291	160-239	.669	128	286	414	31.8	245	156	193	23	76	835	64.2

Games played: 13
Points/game: 81.2
FG Pct: 50.9
3FG Pct: 37.6
FT Pct: 71.3

Rebounds/game: 37.1
Assists/game: 17.9
Turnovers/game: 12.2
Assist/turnover ratio: 1.5
Steals/game: 7.5
Blocks/game: 3.1

BYU Cougars Opponent Game-by-Game (as of Jan 03, 2009)
All games

OPPONENT STATISTICS

Opponent	Date	Score		Total		3-Pointers		Free throws		Rebounds				pf	a	t/o	blk	stl	pts	avg
				fg-fga	pct	3fg-fga	pct	ft-fta	pct	off	def	tot	avg							
LONG BEACH STATE	11/14/08	75-65	W	25-61	.410	8-22	.364	7-14	.500	7	29	36	36.0	19	15	10	1	6	65	65.0
at Pepperdine	11/18/08	82-53	W	19-53	.358	5-14	.357	10-13	.769	8	16	24	30.0	24	10	18	1	7	53	59.0
NORTH FLORIDA	11/20/08	74-41	W	16-52	.308	3-14	.214	6-9	.667	5	22	27	29.0	14	6	16	0	8	41	53.0
RICE	11/21/08	83-52	W	20-52	.385	6-20	.300	6-10	.600	9	19	28	28.8	15	9	18	1	6	52	52.8
CAL POLY	11/22/08	76-64	W	23-59	.390	6-19	.316	12-16	.750	6	20	26	28.2	16	13	12	3	7	64	55.0
at Idaho State	11-29-08	85-65	W	23-56	.411	5-14	.357	14-26	.538	14	17	31	28.7	18	15	13	0	4	65	56.7
at Weber State	12-03-08	92-62	W	21-46	.457	5-19	.263	15-23	.652	2	19	21	27.6	18	7	15	2	1	62	57.4
vs Utah State	12/06/08	68-63	W	21-52	.404	5-22	.227	16-19	.842	14	25	39	29.0	20	15	17	2	5	63	58.1
BOISE STATE	12/10/08	94-56	W	23-66	.348	4-20	.200	6-10	.600	16	27	43	30.6	19	14	25	2	3	56	57.9
PORTLAND PILOTS	12/13/08	91-76	W	28-61	.459	10-26	.385	10-15	.667	12	15	27	30.2	26	15	15	1	7	76	59.7
vs Arizona State	12-20-08	75-76	L	25-52	.481	5-17	.294	21-31	.677	11	21	32	30.4	18	15	14	2	8	76	61.2
at Tulsa	12/30/08	74-68	W	26-72	.361	4-21	.190	12-17	.706	15	23	38	31.0	17	8	7	2	8	68	61.8
WAKE FOREST	1/3/09	87-94	L	32-64	.500	5-16	.313	25-36	.694	9	33	42	31.8	21	14	13	6	6	94	64.2
Opponents		835		302-746	.405	71-244	.291	160-239	.669	128	286	414	31.8	245	156	193	23	76	835	64.2
BYU Cougars		1056		382-751	.509	103-274	.376	189-265	.713	123	359	482	37.1	239	233	159	40	98	1056	81.2

Games played: 13
Points/game: 64.2
FG Pct: 40.5
3FG Pct: 29.1
FT Pct: 66.9

Rebounds/game: 31.8
Assists/game: 12.0
Turnovers/game: 14.8
Assist/turnover ratio: 0.8
Steals/game: 5.8
Blocks/game: 1.8

BYU Cougars Game-by-Game Points-Rebounds-Assists (as of Jan 03, 2009)
All games

Opponent	Date	Score		01	02	04	05	15	20	30	32
				ABOUO,CHAR	MORGAN,JR,	EMERY,JACK	ROSE,ARCHI	ANDERSON,J	PINEGAR,MA	CUMMARD,LE	FREDETT
LBSU	11/14/08	75-65	w	0-2-0	0-3-2	3-5-3	DNP	DNP	DNP	36-11-4	8-3-3
at PEP	11/18/08	82-53	w	9-2-1	0-3-2	9-2-9	DNP	0-1-0	0-0-0	13-5-1	16-1-5
UNF	11/20/08	74-41	w	9-4-1	4-1-2	8-1-5	DNP	2-5-0	2-2-1	7-12-1	4-1-6
RICE	11/21/08	83-52	w	9-2-2	10-0-4	8-5-3	DNP	4-2-0	0-0-0	13-1-3	13-4-5
CP	11/22/08	76-64	w	3-4-1	3-1-1	9-3-3	DNP	0-1-0	DNP	28-9-2	9-2-5
at ISU	11-29-08	85-65	w	3-3-0	2-3-1	15-4-2	DNP	0-1-0	0-0-0	17-4-3	19-4-6
at WSU	12-03-08	92-62	w	2-2-1	9-2-1	6-2-2	0-6-0	6-1-0	0-0-0	30-4-3	18-2-7
vs USU	12/06/08	68-63	w	0-0-0	0-1-0	9-6-3	0-0-0	0-0-0	DNP	6-1-6	16-5-2
BSU	12/10/08	94-56	w	3-0-0	8-2-2	14-2-2	3-5-1	10-7-2	0-0-0	20-7-4	23-0-2
POR	12/13/08	91-76	w	1-0-0	7-1-1	10-5-4	5-2-0	0-0-1	0-0-0	12-8-5	17-3-3
vs ASU	12-20-08	75-76	L	0-2-1	0-2-0	5-3-3	6-5-0	DNP	DNP	13-6-6	16-0-4
at TLS	12/30/08	74-68	w	1-6-1	2-1-0	5-6-1	0-1-0	DNP	DNP	26-2-2	13-1-2
WF	1/3/09	87-94	L	10-5-1	0-4-2	13-5-3	0-0-0	0-0-0	DNP	17-8-3	23-2-9

Opponent	Date	Score		53	54
				MACGREGOR,	MILES,CHRI
LBSU	11/14/08	75-65	w	0-0-0	9-6-0
at PEP	11/18/08	82-53	w	2-0-0	10-3-0
UNF	11/20/08	74-41	w	0-4-0	9-3-1
RICE	11/21/08	83-52	w	1-0-1	3-5-3
CP	11/22/08	76-64	w	DNP	24-6-1
at ISU	11-29-08	85-65	w	2-2-0	4-5-2
at WSU	12-03-08	92-62	w	2-2-0	8-3-0
vs USU	12/06/08	68-63	w	7-2-1	6-1-1
BSU	12/10/08	94-56	w	DNP	0-4-2
POR	12/13/08	91-76	w	1-1-0	12-3-4
vs ASU	12-20-08	75-76	L	4-4-0	7-2-1
at TLS	12/30/08	74-68	w	0-3-0	7-7-2
WF	1/3/09	87-94	L	4-5-0	2-4-3

BYU Cougars Game-by-Game Highs (as of Jan 03, 2009)
All games

Opponent	Date	Score	Points	Rebounds	Assists	Steals	Blocked shots
LONG BEACH STATE	11/14/08	75-65	36-CUMMARD, Lee	11-CUMMARD, Lee	5-TAVERNARI, Jonat	2-CUMMARD, Lee	4-CUMMARD, Lee
at Pepperdine	11/18/08	82-53	17-TAVERNARI, Jona	10-TAVERNARI, Jona	9-EMERY, Jackson	3-TAVERNARI, Jonat	1-ABOUO, Charles TAVERNARI, Jonat
NORTH FLORIDA	11/20/08	74-41	25-TAVERNARI, Jona	12-CUMMARD, Lee	6-FREDETTE, Jimme	3-FREDETTE, Jimme	3-ANDERSON, Jame
RICE	11/21/08	83-52	18-TAVERNARI, Jona	5-HARTSOCK, Noah EMERY, Jackson MILES, Chris TAVERNARI, Jonat	5-FREDETTE, Jimme	3-FREDETTE, Jimme TAVERNARI, Jonat	1-CUMMARD, Lee
CAL POLY	11/22/08	76-64	28-CUMMARD, Lee	10-TAVERNARI, Jona	5-FREDETTE, Jimme	1-TAVERNARI, Jonat MILES, Chris EMERY, Jackson MORGAN, JR., Lam	2-MILES, Chris
at Idaho State	11-29-08	85-65	23-TAVERNARI, Jona	6-TAVERNARI, Jonat	6-FREDETTE, Jimme	3-CUMMARD, Lee EMERY, Jackson	1-CUMMARD, Lee MILES, Chris
at Weber State	12-03-08	92-62	30-CUMMARD, Lee	7-TAVERNARI, Jonat	7-FREDETTE, Jimme	2-EMERY, Jackson	2-MILES, Chris
vs Utah State	12/06/08	68-63	24-TAVERNARI, Jona	9-TAVERNARI, Jonat	6-CUMMARD, Lee	5-EMERY, Jackson	2-MACGREGOR, Ga
BOISE STATE	12/10/08	94-56	23-FREDETTE, Jimm	8-TAVERNARI, Jonat	4-CUMMARD, Lee	4-FREDETTE, Jimme	5-ANDERSON, Jame
PORTLAND PILOTS	12/13/08	91-76	25-TAVERNARI, Jona	8-CUMMARD, Lee	5-CUMMARD, Lee	2-MILES, Chris FREDETTE, Jimmer	1-EMERY, Jackson MACGREGOR, Gav
vs Arizona State	12-20-08	75-76	24-TAVERNARI, Jona	6-CUMMARD, Lee	6-CUMMARD, Lee	2-EMERY, Jackson FREDETTE, Jimmer	1-CUMMARD, Lee TAVERNARI, Jonat
at Tulsa	12/30/08	74-68	26-CUMMARD, Lee	10-TAVERNARI, Jona	2-MILES, Chris CUMMARD, Lee FREDETTE, Jimmer	4-TAVERNARI, Jonat	1-TAVERNARI, Jonat EMERY, Jackson CUMMARD, Lee
WAKE FOREST	1/3/09	87-94	23-FREDETTE, Jimm	9-TAVERNARI, Jonat	9-FREDETTE, Jimme	2-FREDETTE, Jimme EMERY, Jackson	None

BYU Cougars Team High/Low Analysis (as of Jan 03, 2009)
All games

BYU Cougars - TEAM GAME HIGHS

POINTS	94	BOISE STATE (12/10/08)
	92	at Weber State (12-03-08)
	91	PORTLAND PILOTS (12/13/08)
	87	WAKE FOREST (1/3/09)
FIELD GOALS MADE	85	at Idaho State (11-29-08)
	35	BOISE STATE (12/10/08)
FIELD GOAL ATTEMPTS	35	at Weber State (12-03-08)
	77	WAKE FOREST (1/3/09)
FIELD GOAL PERCENTAGE	66	BOISE STATE (12/10/08)
	.617 (29-47)	PORTLAND PILOTS (12/13/08)
3 PT FIELD GOALS MADE	.574 (35-61)	at Weber State (12-03-08)
	12	RICE (11/21/08)
3 PT FG ATTEMPTS	11	at Weber State (12-03-08)
	32	WAKE FOREST (1/3/09)
3 PT FG PERCENTAGE	26	vs Arizona State (12-20-08)
	.556 (10-18)	BOISE STATE (12/10/08)
FREE THROWS MADE	.545 (12-22)	RICE (11/21/08)
	25	PORTLAND PILOTS (12/13/08)
FREE THROW ATTEMPTS	24	at Pepperdine (11/18/08)
	33	PORTLAND PILOTS (12/13/08)
FREE THROW PERCENTAGE	28	at Pepperdine (11/18/08)
	.875 (7-8)	CAL POLY (11/22/08)
REBOUNDS	.857 (24-28)	at Pepperdine (11/18/08)
	46	WAKE FOREST (1/3/09)
ASSISTS	45	NORTH FLORIDA (11/20/08)
	22	RICE (11/21/08)
STEALS	21	WAKE FOREST (1/3/09)
	21	NORTH FLORIDA (11/20/08)
BLOCKED SHOTS	12	BOISE STATE (12/10/08)
	12	vs Utah State (12/06/08)
TURNOVERS	9	BOISE STATE (12/10/08)
	6	vs Utah State (12/06/08)
FOULS	17	PORTLAND PILOTS (12/13/08)
	16	vs Arizona State (12-20-08)
	16	CAL POLY (11/22/08)
	16	at Pepperdine (11/18/08)
	28	WAKE FOREST (1/3/09)
	26	vs Arizona State (12-20-08)

BYU Cougars High/Low Analysis (as of Jan 03, 2009)
All games

Opponent - GAME HIGHS

POINTS	94		WAKE FOREST (1/3/09)
	76		vs Arizona State (12-20-08)
	76		PORTLAND PILOTS (12/13/08)
	68		at Tulsa (12/30/08)
	65		at Idaho State (11-29-08)
	65		LONG BEACH STATE (11/14/08)
FIELD GOALS MADE	32		WAKE FOREST (1/3/09)
	28		PORTLAND PILOTS (12/13/08)
FIELD GOAL ATTEMPTS	72		at Tulsa (12/30/08)
	66		BOISE STATE (12/10/08)
FIELD GOAL PERCENTAGE	.500	(32-64)	WAKE FOREST (1/3/09)
	.481	(25-52)	vs Arizona State (12-20-08)
3 PT FIELD GOALS MADE	10		PORTLAND PILOTS (12/13/08)
	8		LONG BEACH STATE (11/14/08)
3 PT FG ATTEMPTS	26		PORTLAND PILOTS (12/13/08)
	22		vs Utah State (12/06/08)
3 PT FG PERCENTAGE	22		LONG BEACH STATE (11/14/08)
	.385	(10-26)	PORTLAND PILOTS (12/13/08)
FREE THROWS MADE	.364	(8-22)	LONG BEACH STATE (11/14/08)
	25		WAKE FOREST (1/3/09)
FREE THROW ATTEMPTS	21		vs Arizona State (12-20-08)
	36		WAKE FOREST (1/3/09)
FREE THROW PERCENTAGE	31		vs Arizona State (12-20-08)
	.842	(16-19)	vs Utah State (12/06/08)
REBOUNDS	.769	(10-13)	at Pepperdine (11/18/08)
	43		BOISE STATE (12/10/08)
ASSISTS	42		WAKE FOREST (1/3/09)
	15		vs Arizona State (12-20-08)
	15		PORTLAND PILOTS (12/13/08)
	15		vs Utah State (12/06/08)
	15		at Idaho State (11-29-08)
	15		LONG BEACH STATE (11/14/08)
STEALS	8		at Tulsa (12/30/08)
	8		vs Arizona State (12-20-08)
BLOCKED SHOTS	8		NORTH FLORIDA (11/20/08)
	6		WAKE FOREST (1/3/09)
TURNOVERS	3		CAL POLY (11/22/08)
	25		BOISE STATE (12/10/08)
	18		RICE (11/21/08)
	18		at Pepperdine (11/18/08)
FOULS	26		PORTLAND PILOTS (12/13/08)
	24		at Pepperdine (11/18/08)

BYU Cougars High/Low Analysis (as of Jan 03, 2009)
All games

BYU Cougars - GAME LOWS

POINTS	68		vs Utah State (12/06/08)
	74		NORTH FLORIDA (11/20/08)
	74		at Tulsa (12/30/08)
	75		LONG BEACH STATE (11/14/08)
	75		vs Arizona State (12-20-08)
	22		vs Utah State (12/06/08)
FIELD GOALS MADE	26		LONG BEACH STATE (11/14/08)
	26		at Pepperdine (11/18/08)
	26		vs Arizona State (12-20-08)
	47		PORTLAND PILOTS (12/13/08)
FIELD GOAL ATTEMPTS	50		at Pepperdine (11/18/08)
	.403	(31-77)	WAKE FOREST (1/3/09)
FIELD GOAL PERCENTAGE	.415	(22-53)	vs Utah State (12/06/08)
	3		CAL POLY (11/22/08)
3 PT FIELD GOALS MADE	3		at Tulsa (12/30/08)
	12		at Tulsa (12/30/08)
3 PT FG ATTEMPTS	15		CAL POLY (11/22/08)
	.200	(3-15)	CAL POLY (11/22/08)
3 PT FG PERCENTAGE	.250	(3-12)	at Tulsa (12/30/08)
	4		NORTH FLORIDA (11/20/08)
FREE THROWS MADE	7		CAL POLY (11/22/08)
	8		CAL POLY (11/22/08)
FREE THROW ATTEMPTS	10		NORTH FLORIDA (11/20/08)
	.400	(4-10)	NORTH FLORIDA (11/20/08)
FREE THROW PERCENTAGE	.609	(14-23)	BOISE STATE (12/10/08)
	27		vs Utah State (12/06/08)
REBOUNDS	31		RICE (11/21/08)
	31		PORTLAND PILOTS (12/13/08)
	31		vs Arizona State (12-20-08)
	9		at Tulsa (12/30/08)
ASSISTS	14		vs Utah State (12/06/08)
STEALS	3		LONG BEACH STATE (11/14/08)
	4		CAL POLY (11/22/08)
BLOCKED SHOTS	0		WAKE FOREST (1/3/09)
	1		RICE (11/21/08)
TURNOVERS	6		at Weber State (12-03-08)
	9		vs Utah State (12/06/08)
FOULS	12		BOISE STATE (12/10/08)
	14		LONG BEACH STATE (11/14/08)

BYU Cougars High/Low Analysis (as of Jan 03, 2009)
All games

Opponent - GAME LOWS

POINTS	41		NORTH FLORIDA (11/20/08)
	52		RICE (11/21/08)
	53		at Pepperdine (11/18/08)
	56		BOISE STATE (12/10/08)
	62		at Weber State (12-03-08)
FIELD GOALS MADE	16		NORTH FLORIDA (11/20/08)
	19		at Pepperdine (11/18/08)
FIELD GOAL ATTEMPTS	46		at Weber State (12-03-08)
	52		NORTH FLORIDA (11/20/08)
	52		RICE (11/21/08)
	52		vs Utah State (12/06/08)
	52		vs Arizona State (12-20-08)
FIELD GOAL PERCENTAGE	.308	(16-52)	NORTH FLORIDA (11/20/08)
	.348	(23-66)	BOISE STATE (12/10/08)
3 PT FIELD GOALS MADE	3		NORTH FLORIDA (11/20/08)
	4		BOISE STATE (12/10/08)
	4		at Tulsa (12/30/08)
3 PT FG ATTEMPTS	14		at Pepperdine (11/18/08)
	14		NORTH FLORIDA (11/20/08)
	14		at Idaho State (11-29-08)
3 PT FG PERCENTAGE	.190	(4-21)	at Tulsa (12/30/08)
	.200	(4-20)	BOISE STATE (12/10/08)
FREE THROWS MADE	6		NORTH FLORIDA (11/20/08)
	6		RICE (11/21/08)
	6		BOISE STATE (12/10/08)
FREE THROW ATTEMPTS	9		NORTH FLORIDA (11/20/08)
	10		RICE (11/21/08)
	10		BOISE STATE (12/10/08)
FREE THROW PERCENTAGE	.500	(7-14)	LONG BEACH STATE (11/14/08)
	.538	(14-26)	at Idaho State (11-29-08)
REBOUNDS	21		at Weber State (12-03-08)
	24		at Pepperdine (11/18/08)
ASSISTS	6		NORTH FLORIDA (11/20/08)
	7		at Weber State (12-03-08)
STEALS	1		at Weber State (12-03-08)
	3		BOISE STATE (12/10/08)
BLOCKED SHOTS	0		NORTH FLORIDA (11/20/08)
	0		at Idaho State (11-29-08)
TURNOVERS	7		at Tulsa (12/30/08)
	10		LONG BEACH STATE (11/14/08)
FOULS	14		NORTH FLORIDA (11/20/08)
	15		RICE (11/21/08)

BYU Cougars Player High/Low Analysis (as of Jan 03, 2009)
All games

BYU Cougars - INDIVIDUAL GAME HIGHS

Points	36		CUMMARD, Lee vs Long Beach State (11/14/08)
	30		CUMMARD, Lee at Weber State (12-03-08)
	28		CUMMARD, Lee vs Cal Poly (11/22/08)
	26		CUMMARD, Lee at Tulsa (12/30/08)
	25		TAVERNARI, Jonathan vs Portland Pilots (12/13/08)
	25		TAVERNARI, Jonathan vs North Florida (11/20/08)
Field Goals Made	13		CUMMARD, Lee vs Cal Poly (11/22/08)
	13		CUMMARD, Lee vs Long Beach State (11/14/08)
Field Goal Att.	21		TAVERNARI, Jonathan vs Long Beach State (11/14/08)
	20		CUMMARD, Lee vs Wake Forest (1/3/09)
FG Pct (min 5 made)	.923	(12-13)	CUMMARD, Lee at Weber State (12-03-08)
	.857	(6-7)	MILES, Chris vs Portland Pilots (12/13/08)
	.857	(6-7)	FREDETTE, Jimmer vs Portland Pilots (12/13/08)
3-Point FG Made	5		TAVERNARI, Jonathan vs Portland Pilots (12/13/08)
	5		TAVERNARI, Jonathan vs North Florida (11/20/08)
3-Point FG Att.	13		TAVERNARI, Jonathan vs Wake Forest (1/3/09)
	11		TAVERNARI, Jonathan vs Portland Pilots (12/13/08)
3-Pt FG Pct (min 2 made)	1.000	(2-2)	CUMMARD, Lee vs Boise State (12/10/08)
	1.000	(2-2)	MORGAN, JR., Lamont vs Boise State (12/10/08)
	1.000	(2-2)	MORGAN, JR., Lamont vs Rice (11/21/08)
Free Throws Made	8		CUMMARD, Lee at Tulsa (12/30/08)
	7		TAVERNARI, Jonathan vs Utah State (12/06/08)
	7		CUMMARD, Lee vs Long Beach State (11/14/08)
Free Throw Att.	11		MILES, Chris vs Long Beach State (11/14/08)
	10		CUMMARD, Lee at Tulsa (12/30/08)
FT Pct (min 3 made)	1.000	(7-7)	CUMMARD, Lee vs Long Beach State (11/14/08)
	1.000	(6-6)	TAVERNARI, Jonathan vs Portland Pilots (12/13/08)
	1.000	(6-6)	CUMMARD, Lee vs Boise State (12/10/08)
	1.000	(6-6)	ABOUO, Charles at Pepperdine (11/18/08)
	1.000	(4-4)	MACGREGOR, Gavin vs Arizona State (12-20-08)
	1.000	(4-4)	MORGAN, JR., Lamont at Weber State (12-03-08)
	1.000	(4-4)	FREDETTE, Jimmer at Idaho State (11-29-08)
	1.000	(4-4)	ABOUO, Charles vs Rice (11/21/08)
	1.000	(3-3)	ABOUO, Charles vs Wake Forest (1/3/09)
	1.000	(3-3)	FREDETTE, Jimmer at Tulsa (12/30/08)
	1.000	(3-3)	CUMMARD, Lee at Pepperdine (11/18/08)
Rebounds	12		CUMMARD, Lee vs North Florida (11/20/08)
	11		CUMMARD, Lee vs Long Beach State (11/14/08)
Assists	9		FREDETTE, Jimmer vs Wake Forest (1/3/09)
	9		EMERY, Jackson at Pepperdine (11/18/08)
Steals	5		EMERY, Jackson vs Utah State (12/06/08)
	4		TAVERNARI, Jonathan at Tulsa (12/30/08)
	4		FREDETTE, Jimmer vs Boise State (12/10/08)
	4		TAVERNARI, Jonathan vs Utah State (12/06/08)
Blocked Shots	5		ANDERSON, James vs Boise State (12/10/08)
	4		CUMMARD, Lee vs Long Beach State (11/14/08)
Turnovers	7		CUMMARD, Lee vs Cal Poly (11/22/08)
	6		FREDETTE, Jimmer at Tulsa (12/30/08)
Fouls	5		MILES, Chris vs Wake Forest (1/3/09)
	5		MACGREGOR, Gavin vs Wake Forest (1/3/09)
	5		ABOUO, Charles vs Wake Forest (1/3/09)
	5		EMERY, Jackson vs Arizona State (12-20-08)
	5		CUMMARD, Lee vs Utah State (12/06/08)

5	MACGREGOR, Gavin at Weber State (12-03-08)
5	EMERY, Jackson at Idaho State (11-29-08)
5	MILES, Chris vs Cal Poly (11/22/08)

BYU Cougars Opponent High/Low Analysis (as of Jan 03, 2009)
All games

OPPONENT INDIVIDUAL GAME HIGHS

Points	30		Teague,Jeff vs Wake Forest (1/3/09)
	30		Harden, James vs Arizona State (12-20-08)
	22		Johnson,James vs Wake Forest (1/3/09)
	22		Pendergraph, Jeff vs Arizona State (12-20-08)
	22		Wilkinson, Gary vs Utah State (12/06/08)
	22		Shelton, Titus vs Cal Poly (11/22/08)
Field Goals Made	9		Johnson,James vs Wake Forest (1/3/09)
	9		Pendergraph, Jeff vs Arizona State (12-20-08)
Field Goal Att.	19		UZOH, Ben at Tulsa (12/30/08)
	16		Shelton, Titus vs Cal Poly (11/22/08)
FG Pct (min 5 made)	.857	(6-7)	KNUTSON, Kramer vs Portland Pilots (12/13/08)
	.667	(8-12)	Teague,Jeff vs Wake Forest (1/3/09)
	.667	(6-9)	RAIVIO, Nik vs Portland Pilots (12/13/08)
3-Point FG Made	4		STOHL, Jared vs Portland Pilots (12/13/08)
	3		RAIVIO, Nik vs Portland Pilots (12/13/08)
	3		Garner, Aaron vs Boise State (12/10/08)
	3		Newbold, Tyler vs Utah State (12/06/08)
	3		BULLINGER,Kyle at Weber State (12-03-08)
	3		STUCKI, Matt at Idaho State (11-29-08)
	3		Lewis, Shawn vs Cal Poly (11/22/08)
	3		LOVELACE, Cameron vs North Florida (11/20/08)
	3		Gilling, Stephan vs Long Beach State (11/14/08)
	3		Williams, Cornel vs Long Beach State (11/14/08)
3-Point FG Att.	8		LOVELACE, Cameron vs North Florida (11/20/08)
	7		Abbott, Ty vs Arizona State (12-20-08)
	7		CAMPBELL, T.J. vs Portland Pilots (12/13/08)
	7		STOHL, Jared vs Portland Pilots (12/13/08)
	7		Garner, Aaron vs Boise State (12/10/08)
	7		Myaer, Jaxon vs Utah State (12/06/08)
	7		Lewis, Shawn vs Cal Poly (11/22/08)
	7		Gilling, Stephan vs Long Beach State (11/14/08)
	7		Williams, Cornel vs Long Beach State (11/14/08)
3-Pt FG Pct (min 2 made)	.750	(3-4)	RAIVIO, Nik vs Portland Pilots (12/13/08)
	.667	(2-3)	McMillan, Jamelle vs Arizona State (12-20-08)
	.667	(2-3)	DUPRE, Jonathan at Pepperdine (11/18/08)
Free Throws Made	16		Harden, James vs Arizona State (12-20-08)
	12		Teague,Jeff vs Wake Forest (1/3/09)
Free Throw Att.	21		Harden, James vs Arizona State (12-20-08)
	14		Teague,Jeff vs Wake Forest (1/3/09)
FT Pct (min 3 made)	1.000	(3-3)	Aminu,Al-Farouq vs Wake Forest (1/3/09)
	1.000	(3-3)	SMEULDERS, Robin vs Portland Pilots (12/13/08)
Rebounds	15		Johnson,James vs Wake Forest (1/3/09)
	14		JORDAN, Jerome at Tulsa (12/30/08)
Assists	6		Harden, James vs Arizona State (12-20-08)
	5		STUCKI, Matt at Idaho State (11-29-08)
	5		BELL, Keion at Pepperdine (11/18/08)
Steals	6		UZOH, Ben at Tulsa (12/30/08)
	5		Harden, James vs Arizona State (12-20-08)
Blocked Shots	3		Aminu,Al-Farouq vs Wake Forest (1/3/09)
	3		Shelton, Titus vs Cal Poly (11/22/08)
Turnovers	7		Anderson, La'Shard vs Boise State (12/10/08)
	6		Thomas, Anthony vs Boise State (12/10/08)
	6		Noonan, Paul vs Boise State (12/10/08)

	6	RILEY, Cortez vs North Florida (11/20/08)
Fouls	5	WHEATLEY, Bishop at Tulsa (12/30/08)
	5	KNUTSON, Kramer vs Portland Pilots (12/13/08)
	5	Myaer, Jaxon vs Utah State (12/06/08)
	5	Wesley, Tai vs Utah State (12/06/08)
	5	Thomas, Chaz vs Cal Poly (11/22/08)