

BYU COUGAR BASKETBALL

Game 16 — BYU vs. TCU

2008-09 SCHEDULE

NOVEMBER

6 (Thu.)	Concordia University (Exhibition)	96-54	W
11 (Tue.)	Georgetown College (Exhibition)	80-53	W
14 (Fri.)	Long Beach State	75-65	W
18 (Tue.)	@ Pepperdine	82-53	W
20 (Thu.)	North Florida* (BYUTV)	74-41	W
21 (Fri.)	Rice* (BYUTV)	83-52	W
22 (Sat.)	Cal Poly* (BYUTV)	76-64	W
29 (Sat.)	@ Idaho State (BYUTV)	85-65	W

DECEMBER

3 (Wed.)	@ Weber State (KJZZ, BYUTV)	92-62	W
6 (Sat.)	vs. Utah State (KJZZ, BYUTV) (Energy Solutions Arena)	68-63	W
10 (Wed.)	Boise State (The Mtn.)	94-56	W
13 (Sat.)	Portland (The Mtn.)	91-76	W
20 (Sat.)	vs. Arizona State* (FSN) (University of Phoenix Stadium)	75-76	L
30 (Tue.)	@ Tulsa (CBS CS)	74-68	W

JANUARY

3 (Sat.)	Wake Forest (The Mtn.)	87-94	L
6 (Tue.)	Western Oregon	85-64	W
10 (Sat.)	@ Colorado State (The Mtn.)	86-60	W
13 (Tue.)	TCU (The Mtn.)	8	p.m.
17 (Sat.)	@ New Mexico (VERSUS)	2	p.m.
21 (Wed.)	UNLV (CBS C)	8	p.m.
24 (Sat.)	San Diego State (The Mtn.)	7	p.m.
27 (Tue.)	@ Utah (The Mtn.)	8	p.m.
31 (Sat.)	Wyoming (The Mtn.)	4	p.m.

FEBRUARY

3 (Tue.)	@ Air Force (The Mtn.)	6	p.m.
11 (Wed.)	Colorado State (The Mtn.)	6	p.m.
14 (Sat.)	@ TCU (The Mtn.)	6:30	p.m.
17 (Tue.)	New Mexico (The Mtn.)	8	p.m.
21 (Sat.)	@ UNLV (CBS C)	8	p.m.
24 (Tue.)	@ San Diego State (The Mtn.)	7:30	p.m.
28 (Sat.)	Utah (CBS C)	3	p.m.

MARCH

4 (Wed.)	@ Wyoming (The Mtn.)	6	p.m.
7 (Sat.)	Air Force (The Mtn.)	7	p.m.
11-14	MWC Tournament (Mtn./CBS C/VERSUS) (Thomas & Mack Center in Las Vegas)		

*Basketball Travelers Invitational (Marriott Center)
 ^2008 Stadium Shootout

COUGARS TO PLAY CONFERENCE HOME OPENER AGAINST TCU

BYU (13-2, 1-0) opened its 2009 MWC schedule with an 86-60 win at Colorado State and will play its first home conference game when TCU (11-5, 2-0) visits the Marriott Center on Tuesday at 8 p.m. The two-time defending league champion Cougars are off to their best start since the 1987-88 season and their only losses this season have come against ranked foes Arizona State (No. 20) and Wake Forest (No. 6). BYU leads the all-time series against TCU 11-3 and has won the last eight meetings, including seven-straight since the Horned Frogs joined the MWC. Tuesday's game can be heard live on the radio beginning with the pregame show at 12 p.m. MT on KSL Newsradio 102.7 FM and 1160 AM out of Salt Lake City or via the Internet at KSL.com. The game will be televised live on The Mtn.

UP NEXT

BYU hits the road to play New Mexico at The Pit on Saturday, Jan. 17 at 2 p.m. MT. The Cougars will be looking to improve to 6-0 on the road overall and 2-0 on the road in MWC play. Follow the game on www.byucougars.com and listen live on the radio beginning with the pregame show at 1 p.m. MT on KSL Newsradio 102.7 FM and 1160 AM out of Salt Lake City or via the Internet at KSL.com. The game will be televised live on Versus.

COUGAR QUICK HITS

- At 12-2 BYU is off to its best start since the 1987-88 season when the Cougars started 17-1 and 20-2.
- BYU's school record 53 game home winning streak ended with a 94-87 loss to Wake Forest. The Cougars are looking to make it two-straight at home when they play TCU on Tuesday.
- Two-time MWC Coach of the Year Dave Rose has guided BYU to three-straight 20-win seasons and three-straight postseason appearances. In his first season the Cougars were 20-9 and made a trip to the NIT. In his second campaign he guided the Cougars to the outright MWC title, a top-25 ranking, a trip to the NCAA Tournament and a 25-9 overall record. Last season he led BYU to a 27-8 overall record, a second-straight outright league title and a trip to the NCAA Tournament. He has the best record through 110 games of any BYU basketball coach.
- BYU has been picked to finish second (five first-place votes) in the MWC preseason poll by the league's media.

BYU GAME #16 FAST FACTS

BYU (13-2)

vs.

TCU (11-5)

Tuesday, Jan. 13, 2009
 Marriott Center (22,700)
 Provo, Utah
 8 p.m. MT



Coaches..... BYU, Dave Rose (85-28 in fourth season; same overall)
 TCU, Jim Christian (11-5 in first season; 149-63 in seventh season overall)
 Series..... BYU leads, 11-3, including a 2-0 record last season
 TV..... The Mtn. (James Bates, play-by-play; Blaine Fowler, game analysis)
 Radio..... KSL Newsradio (102.7 FM/1160 AM) and the Cougar Sports Network (7 p.m. MT pregame show — Greg Wrubell, play-by-play; Mark Durrant, game analysis)
 Web..... Live audio and live stats links are available on the basketball schedule page at www.byucougars.com/basketball_m/

BYU'S PROBABLE STARTERS

POS.	#	NAME	HT.	WT.	YR.	HOMETOWN / LAST TEAM
G	4	Jackson Emery	6-3	185	So.	Alpine, Utah / Lone Peak HS
G	30	Lee Cummond	6-7	190	Sr.	Mesa, Ariz. / Mesa HS
G	32	Jimmer Fredette	6-2	195	So.	Glens Falls, N.Y. / Glens Falls HS
G/F	45	Jonathan Tavernari	6-6	215	Jr.	Sao Bernardo, Brazil / Bishop Gorman HS
F/C	54	Chris Miles	6-11	235	Jr.	Provo, Utah / Timpview HS

2008-09

PPG	RPG	NOTE
8.2	3.8	Totaled 8 points, 3 rebounds, 3 assists, 1 block and 2 steals at CSU
17.9	6.1	Scored 18 points on 8-of-10 shooting and grabbed 8 boards at CSU
14.9	2.3	Had 15 points, 4 assists, 3 rebounds and 2 steals at CSU
17.7	7.3	Scored 22 points and had nine boards against Western Oregon
7.3	3.9	Is first in the MWC in field goal percentage at 66.7 percent

OFF THE BENCH

G/F	1	Charles Abouo	6-5	210	Fr.	Abidjan, Cote d'Ivoire / Brewster Academy	4.1	2.7	Hit 2 threes and scored 8 points to go with 4 rebounds at CSU
G	2	Lamont Morgan, Jr.	5-10	170	Jr.	Pomona, Calif. / Saddleback CC	4.5	1.9	Totaled 11 points, 3 rebounds, 3 assists and one steal at CSU
G	5	Archie Rose	6-5	210	Sr.	Nassau, Bahamas / Lee College	3.2	2.8	Set a career high with 11 points against Western Oregon
F/C	15	James Anderson	6-10	230	Fr.	Page, Ariz. / Page HS	1.8	1.5	Vs. Boise set career highs in points (10), rebounds (7), blocks (5)
G	20	Matt Pinegar	6-0	190	Fr.	Provo, Utah / Timpview HS	0.2	0.2	Posted two points and two rebounds against North Florida
F	34	Noah Hartsock	6-8	215	Fr.	Bartlesville, Okla. / Bartlesville HS	2.3	2.0	Posted career highs of seven points and three blocks against WO
F/C	53	Gavin MacGregor	6-10	240	Sr.	Ridgecrest, Calif. / Burroughs HS	2.4	2.2	Scored a career-high 8 points and added 4 rebounds and 1 block at CSU

REDSHIRTS

G	10	Michael Loyd, Jr.	6-1	170	So.	Las Vegas, Nev. / Palo Verde HS
F	35	Michael Boswell	6-9	215	Fr.	Aloha, Ore. / Aloha HS



BYU SERIES RECORD VS. TCU

Overall Series Record: BYU leads 11-3
 BYU Record in Provo: 6-1 (4-1 in the Marriott Center)
 BYU Record at TCU: 3-1 (3-1 in Daniel-Meyer Coliseum)
 BYU Record at Neutral Sites: 2-1
 BYU Record Under Dave Rose: 7-0
 BYU Record in Overtime Games: 1-0
 Last Overtime Game: BYU won in OT in Provo, 89-80 in 2006
 Longest BYU Win Streak: 8 (1999-present)
 Longest TCU Win Streak: 3 (1985-97)
 Largest BYU Margin of Victory: 24, 89-65 in 2007
 Largest TCU Margin of Victory: 40, 101-61 in 1997
 Most Points Scored by BYU: 90 in 1999
 Most Points Scored by TCU: 101 in 1997

12-11-53	TCU	59-48	W
12-12-53	TCU	71-61	W
12-12-60	TCU	74-65	W
12-6-85	vs. TCU*	50-63	L
1-16-97	at TCU	61-101	L
2-13-97	TCU	80-92	L
3-2-99	vs. TCU+	90-74	W
1-25-06	TCU (OT)	89-80	W
2-25-06	at TCU	81-72	W
1-10-07	TCU	89-65	W
2-10-07	at TCU	85-72	W
3-8-07	vs. TCU^	77-64	W
2-6-08	TCU	83-72	W
3-8-08	at TCU	61-54	W

*Kactus Classic
 +WAC Tournament (Las Vegas)
 ^MWC Tournament (Las Vegas)

LOOKING AT TCU

TCU is 11-5 overall and 2-0 in MWC action this season, including an 80-73 win at home against preseason favorite UNLV. The Horned Frogs are on a four-game winning streak with home wins against Colgate, Colorado State and UNLV and a road win at Texas Tech. After starting the season 1-3 TCU won six straight before losing two road games at Louisiana Tech and Indiana. The Horned Frogs will be playing their first road conference game when they visit the Marriott Center. TCU averages 67.2 points per game and shoots 45.5 percent from the floor while limiting opponents to 60.6 points and 43.1 percent shooting from the floor. The Horned Frogs have been more offensive minded as of late scoring 80-plus points in their last three games. Senior forward Kevin Langford leads the squad in scoring at 13.2 points per game and is second in rebounding at 5.1 boards per contest. Forward Zvonko Buljan, a junior transfer from Vincennes University, is second on the team in scoring (12.4 ppg) and first in rebounding (7.0 rpg) and shooting percentage (56.7 percent). Edvinas Ruzgas also averages double figure (11.8 ppg) and leads the team in three-point shooting with 36 makes on 39.1 percent shooting from downtown. Point guard Jason Ebie leads the team in assists with 67 for a 4.2 per game average.

TCU'S PROBABLE STARTERS

Pos.	#	Name	Ht.	Yr.	PPG	RPG
G	22	Keion Mitchem	5-10	Jr.	6.3	1.3
G	3	Jason Ebie	6-1	Jr.	5.4	2.8
F	13	Edvinas Ruzgas	6-6	Jr.	11.8	3.6
F	32	Kevin Langford	6-8	Sr.	13.2	5.1
C	1	Zvonko Buljan	6-9	Jr.	12.4	7.0

TCU'S LAST OUTING — HORNED FROGS DOWN UNLV AT HOME

FORT WORTH, Texas – Zvonko Buljan (Split, Croatia | Vincennes University) recorded his third double-double of the season with a 20-point, 13-rebound performance en route to securing an 80-73 victory over UNLV at the Daniel-Meyer Coliseum on Saturday. With the victory - the Horned Frogs notched their third straight victory as TCU improved to 11-5 overall and 2-0 in Mountain West Conference action. UNLV dropped to 13-3 overall and 1-1 in Mountain West Conference action. Edvinas Ruzgas (Vilnius, Lithuania | Weatherford College) notched his second straight double-digit game as the TCU guard collected 18 points on 6-of-10 shooting to go along with five rebounds in 39 minutes of action. Ronnie Moss (Fort Worth, Texas | Christian Life Academy) scored 15 points on 6-of-10 shooting to go along with four rebounds, four assists and two steals in 23 minutes of court time to lead the Frogs. Kevin Langford (Fort Worth, Texas | University of California) scored nine points to go along with three rebounds and three assists in 34 minutes of action. The TCU junior reached a milestone in the game as he became the 29th player in program history to eclipse the 1,000-point mark for his career. The Frogs overcame a strong three-point shooting effort by the Runnin' Rebels - including 10 treys in the first half of action - en route to securing the victory. In a game that featured 14 lead changes and 10 tied scores - the Frogs finished strong over the final minutes of the game to secure the victory. For the game - TCU connected on 56.6 percent (30-of-53) of its field goal attempts while UNLV shot 50.0 percent (25-of-50) of its field goal attempts. The Frogs dished out 20 assists in the game on 30 field goals made compared to a season-low eight turnovers. The Frogs out-rebounded their conference foes by a 32-23 margin and held a 32-14 advantage in points in the paint. The Runnin' Rebels had four players in double figures with Joe Darver leading the way with 15 points while Rene Rougeau and Kendall Wallace each added 12 points, respectively.

SERIES NOTES

Saturday's game will be the 15th meeting between the two schools and the eighth since TCU joined the Mountain West Conference in a series that dates back to 1953. BYU leads the series 11-3 and has won the last eight meetings, including all seven MWC matchups. Last season the Cougars won 83-72 in Provo and 61-54 in Fort Worth, Texas. BYU is 6-1 in Provo (4-1 in the Marriott Center) against the Horned Frogs with the only loss coming in 1997. The Cougars won the first three meetings in the series — two games in 1953 and one in 1960 — before losing three straight. BYU has since won eight straight.

COMPARING THE STATS — BYU VS. TCU

Season Averages Overall	BYU	TCU
Points Scored/Game	81.8	67.2
Points Allowed/Game	63.9	60.6
Rebounds/Game	37.5	32.8
Assists/Game	17.6	13.6
Steals/Game	7.9	6.8
Blocks/Game	3.3	0.8
Turnovers	12.4	14.6
FG Percentage	.511	.455
FG Percentage Defense	.399	.431
3FG Percentage	.386	.362
3FG/Game	7.9	6.1
3FG Percentage Defense	.286	.306
FT Percentage	.712	.733



BYU at TCU • March 8, 2008

3/8/08 7:00 p.m. at Daniel-Meyer Coliseum
VISITORS: BYU Cougars 25-6, 14-2 MWC

##	Player	tot:fg		3-pt		rebounds		pf	tp	a	to	blk	s	min			
		fg	fga	fg	fga	ft	fta								of	ds	tot
45	TAVERNARI, Jonathan	6	15	2	7	3	4	2	2	4	5	17	2	0	1	2	34
44	PLAISTED, Trent	2	6	0	0	5	8	3	3	6	3	9	0	4	2	0	25
20	BURGESS, Sam	4	12	3	9	2	4	0	3	3	2	13	2	1	0	0	36
24	MURDOCK, Ben	0	3	0	1	3	4	0	3	3	0	3	5	1	0	2	21
30	CUMMARD, Lee	6	11	2	6	2	3	5	8	1	16	2	2	3	0	35	
01	LOYD, JR., Michael	1	2	0	0	1	2	1	3	4	1	3	3	2	0	2	17
32	FREDETTE, Jimmer	0	3	0	2	0	0	0	1	1	2	0	1	1	0	0	10
41	COLLINSWORTH, Chris	0	2	0	0	0	0	0	1	4	5	2	0	0	0	0	15
54	MILES, Chris	0	0	0	0	0	0	0	4	1	0	0	0	1	0	7	
TEAM																	
Totals.....		19	54	7	25	16	24	11	29	40	17	61	15	11	7	6	200

TOTAL FG%	1st Half: 11-32 34.4%	2nd Half: 8-22 36.4%	Game: 35.2%	DEADBALL
3-Pt. FG%	1st Half: 6-17 35.3%	2nd Half: 1-8 12.5%	Game: 28.0%	REBOUNDS
F Throw %	1st Half: 4-6 66.7%	2nd Half: 12-18 66.7%	Game: 66.7%	5

HOME TEAM: TCU 14-15, 6-10 MWC

##	Player	tot:fg		3-pt		rebounds		pf	tp	a	to	blk	s	min			
		fg	fga	fg	fga	ft	fta								of	ds	tot
32	LANGFORD, Kevin	2	11	0	1	5	7	5	10	4	9	1	3	1	0	31	
33	PAIKER, Alvarado	1	2	0	0	2	2	0	3	3	1	4	0	1	1	0	19
05	OWENS, Neiman	0	2	0	0	2	3	5	3	0	0	3	0	0	1	24	
11	WALL, Ryan	5	8	3	6	2	2	0	1	1	4	15	0	0	0	2	19
12	HACKETT, Brent	4	11	1	3	2	2	0	1	1	5	11	0	2	0	2	20
03	EBBE, Jason	2	5	2	3	0	0	0	4	4	0	6	4	2	0	3	31
10	MORONES, Martese	0	0	0	0	0	1	1	1	2	0	0	2	0	0	5	
22	MITCHEM, Keion	2	13	1	8	0	0	1	1	2	1	5	1	0	0	0	21
41	TAUSCHER, Luke	0	3	0	0	0	0	1	4	5	3	0	0	0	1	0	10
42	ORTIZ, John	2	7	0	0	0	0	4	3	7	1	4	1	0	1	21	
TEAM																	
Totals.....		18	62	7	23	11	14	18	27	45	22	54	7	14	3	9	200

TOTAL FG%	1st Half: 8-31 25.8%	2nd Half: 10-31 32.3%	Game: 29.0%	DEADBALL
3-Pt. FG%	1st Half: 2-10 20.0%	2nd Half: 1-8 12.5%	Game: 30.4%	REBOUNDS
F Throw %	1st Half: 4-6 66.7%	2nd Half: 7-8 87.5%	Game: 78.6%	0

Officials: Bill Gracey, Bill Kennedy, Ronnie Hernandez
Technical fouls: BYU Cougars-None, TCU-None.
Attendance: 5777

Score by Periods	1st	2nd	Total
BYU Cougars	32	29	61
TCU	22	32	54

Points in the paint:BYU 24,TCU 16. Points off turnovers:BYU 11,TCU 12.
2nd chance points:BYU 10,TCU 21. Fast break points:BYU 11,TCU 2.
Bench points:BYU 3,TCU 15. Score tied-5 times. Lead changed-7 times.
Last FG:BYU 2nd-01:46, TCU 2nd-00:03.
Largest lead:BYU by 11 2nd-01:26, TCU by 4 1st-15:09.

LAST YEAR AT TCU — COUGARS SET RECORDS IN SEASON FINALE

FORT WORTH, Texas (March 8, 2008) – The No. 24 BYU men's basketball team survived a second-half scare at TCU Saturday night to close out the regular season with a 61-54 victory. With the win, the Cougars finish the regular season 25-6 overall and 14-2 in the Mountain West Conference, setting a BYU record for regular-season wins and a league record for MWC victories. Jonathan Tavernari led the Cougars with 17 points against TCU while MWC Player of the Year candidate Lee Cummard was right behind with 16 points and Sam Burgess added 13 points. Cummard paced BYU on the boards with eight rebounds. Ben Murdock dished out five assists. Poor shooting plagued the Cougars early on as they made just two of their first eight shots, but an impressive showing on the offensive glass kept BYU close as Cummard and Trent Plaisted scored back-to-back buckets to knot the score at 9-9. The Cougars then stretched their run to 10-0 with back-to-back treys from Burgess and Cummard to extend the lead to 15-9 with 11:28 remaining. Two TCU free throws at the 9:52 mark ended a five-minute Horned Frog scoring drought and cut the lead to four points at 15-11. However, both teams continued to struggle from the field as TCU missed 12 straight shots and BYU failed to convert on five straight attempts. Burgess finally got the Cougars going with his third three of the night to establish a then-game-high lead of eight points at 21-13. Kevin Langford made TCU's first field goal since the 15-minute mark with a banked jumper with 6:53 left in the first half. Tavernari responded with his 77th three-pointer of the season, adding to his single-season Cougar record, to establish a 24-15 Cougar lead. The two teams hit their stride as the half came to a close, trading buckets until Cummard made it a double-digit lead for BYU with a tip-in to put the Cougars in front 29-19. The 10-point advantage would hold to a 32-22 halftime lead. Burgess led BYU with 12 points in the first period while Tavernari added 10 points to help the Cougars record their 25th halftime lead of the year. TCU came out with a 7-0 run by senior Brent Hackett to open the second half, quickly whittling a 10-point lead down to three points just 1:30 into the period and forcing a Cougar timeout. BYU could not get a score out of the break, and the Horned Frogs added two more free throws to the total to get to within one point. Turnovers and missed shots kept the Cougars off the scoreboard until Tavernari finally scored at the 15:15 mark for BYU's first points of the second half. TCU responded with a dunk at the other end to maintain the one-point margin at 34-33, but Tavernari and Plaisted scored back-to-back buckets, including a dunk from BYU's big man, to push the lead to 38-33. After a three-pointer on the other end from Wall, true freshman Michael Loyd, Jr., showed the intensity Rose's Cougar squads are known for with a steal and a fastbreak bucket. But Wall wasn't done from behind the arc, cutting the lead back to one point at 40-39 with another trey and then forcing a turnover. TCU then completed the comeback with a layin to take a 41-40 lead, the Horned Frogs' first since 9-5. The game remained tight over the next several minutes as neither squad was able to gain more than a two-point edge. TCU pounded the offensive glass and did most of its damage in the second-chance point category, getting a three-pointer to go up 46-44 with 9:22 left. However, the BYU defense then buckled down, holding the Horned Frogs without a point for 4:05 and sparking the Cougar offense on a 13-1 run. Cummard came up with a huge three-pointer during the spurt as BYU closed the game out to take the 61-54 win.

WHAT WAS SAID AFTER THE GAME ...

BYU Head Coach Dave Rose

– "Winning games is difficult. Tonight we got a real effort from TCU. It was their Senior Night, and they were playing for a winning record. They came out with a lot of energy in that second half and really took advantage of us. We're lucky we had a little cushion to get through it."
– "We really did a good job tonight of getting in and out of the double-team in the post. Defensively, especially the last 10 or 12 minutes, it was five players playing together, guarding together and competing together. The way we executed defensively was as good as we have in quite a while."

NOTES FROM LAST YEAR AT TCU

- Jonathan Tavernari made his 25th start of the year, joining Ben Murdock, Sam Burgess, Lee Cummard and Trent Plaisted in the starting five. The latter four have started every game this season.
- Individual Career Highs: Michael Loyd, Jr. – 4 rebounds (tied), 3 assists (tied), 2 steals (tied)
- BYU Team Records: 25 regular-season wins
- MWC Team Records: 14 MWC wins, 8 overall road wins (ties), 6 MWC road wins (ties), 618 MWC rebounds.
- With a 25-6 overall record, this year's Cougars have set a new BYU record for regular-season victories. The BYU record for overall wins in a season is 28 set by the 1950-51 team that finished the year 28-9.
- Only one team in BYU history has earned a better record through 31 games than this year's Cougars. The 1987-88 team was 26-5 through 31 contests before finishing the season 26-6. Two other Cougar squads were 25-6 through 31 games.
- BYU's 14 Mountain West Conference victories sets a new league record for MWC wins in a season. Teams played a 14-game league schedule in the first six years of the conference before increasing to 16 games for the last three seasons.
- BYU finishes the regular season with an 8-4 record in true road games, including a 6-2 mark in league play after winning six of its last seven road contests. Both marks tie MWC records for overall road wins and road wins in league play. The 8-4 overall road record is the best for BYU since an 8-3 road record in 1992-93.
- The Cougars enter next week's MWC Tournament as the No. 1 seed for just the second time in league history. BYU was also the top seed last year, going 2-1 while losing to host UNLV in the Championship game. The Cougars will open this year's tourney Thursday at 12 p.m. PT against the winner of Wednesday's play-in game between Wyoming and Colorado State. BYU won the 2001 MWC Tournament.
- With a three-pointer just minutes into the game, Burgess reached 50 treys on the season, improving his total to 52 by the end of the game. Including 78 from Tavernari and 52 from Cummard, this season marks the first time in program history that a Cougar basketball team has had three players with at least 50 threes in the same season.
- With a 32-22 advantage after the first 20 minutes of play, BYU recorded its 25th halftime lead of the season, including 15 by double-digits. The Cougars are now 23-2 when leading at the break. BYU has scored at least 30 points in the first half of 25 games while holding opponents under 30 points in the first half of 21 contests, including six of the last seven games.



BYU vs. TCU • Feb. 6, 2008

02/06/08 7:05 p.m. at Marriott Center, Provo, Utah
VISITORS: TCU 11-10,3-5

##	Player	fg	fga	ft	fta	of	de	tot	pf	tp	a	to	bk	s	min			
32	LANGFORD, Kevin	f	5	9	0	0	3	3	0	4	4	3	13	5	0	2	32	
42	ORTIZ, John	f	5	9	0	0	2	4	5	0	5	3	12	0	3	0	2	27
03	EBIE, Jason	g	1	4	0	1	0	0	1	4	5	1	2	3	0	0	21	
12	HACKETT, Brent	g	4	12	2	5	1	2	1	1	2	2	11	1	0	0	26	
24	SALTER, Henry	g	4	14	2	8	0	0	1	3	4	0	10	0	0	0	24	
01	SCOTT, Mike	g	0	1	0	0	0	0	1	0	1	0	0	3	1	0	2	8
05	OVENS, Neiman	1	2	0	0	0	0	1	5	6	1	2	1	2	0	0	15	
10	MORONES, Martese	1	2	0	0	0	0	0	0	0	0	1	2	0	0	0	5	
11	WALL, Ryan	5	7	4	5	0	0	1	1	0	14	0	3	0	1	14		
22	MITCHEM, Kaion	1	3	0	2	0	0	0	0	0	0	2	1	1	0	0	12	
33	PARKER, Alvarado	2	2	0	0	0	0	0	1	0	1	4	0	0	0	0	12	
41	TAUSCHER, Luke	0	1	0	0	0	0	1	2	3	0	0	0	0	0	0	4	
	TEAM							2	2									
	Totals.....		29	66	8	21	6	9	14	20	34	12	72	14	15	0	9	200

TOTAL FG%	1st Half: 15-39 38.5%	2nd Half: 14-27 51.9%	Game: 43.9%	DEADBALL
3-PT. FG%	1st Half: 5-13 38.5%	2nd Half: 3-8 37.5%	Game: 38.1%	REBOUNDS
F Throw %	1st Half: 0-0 0.0%	2nd Half: 6-9 66.7%	Game: 66.7%	2

HOME TEAM: BYU Cougars 18-5, 7-1

##	Player	fg	fga	ft	fta	of	de	tot	pf	tp	a	to	bk	s	min			
30	CUMMARD, Lee	f	2	4	0	2	0	2	5	7	2	4	6	1	2	1	30	
45	TAVERNARI, Jonathan	8	13	4	7	0	0	0	2	2	2	20	5	3	1	2	25	
44	PLAISTED, Trent	c	10	14	0	0	7	9	1	3	4	2	27	1	1	1	2	33
20	BURGESS, Sam	g	3	5	1	3	0	0	0	4	4	2	7	2	3	1	0	31
24	MURDOCK, Ben	g	0	2	0	2	2	0	1	1	0	2	5	1	0	0	31	
01	LOYD, JR., Michael	1	3	0	1	0	0	0	1	0	2	1	2	0	0	0	11	
32	FREDETTE, Jimmer	4	7	2	4	0	0	0	0	1	10	5	3	0	1	20		
41	COLLINSWORTH, Chris	3	4	1	2	0	0	1	6	7	1	7	0	0	0	1	15	
54	MILES, Chris	2	3	0	0	0	0	0	0	0	4	2	0	0	0	0	4	
	TEAM							2	2									
	Totals.....		33	55	8	21	9	11	4	24	28	9	83	27	14	5	7	200

TOTAL FG%	1st Half: 17-30 56.7%	2nd Half: 16-25 64.0%	Game: 60.0%	DEADBALL
3-PT. FG%	1st Half: 6-13 46.2%	2nd Half: 2-8 25.0%	Game: 38.1%	REBOUNDS
F Throw %	1st Half: 3-4 75.0%	2nd Half: 6-7 85.7%	Game: 81.8%	0

Officials: Rick Batsell, Stanley Reynolds, Kevin Brill

Technical fouls: TCU=None; BYU Cougars=None.

Attendance: 16042

Score by Periods	1st	2nd	Total
TCU	35	37	72
BYU Cougars	43	40	83

Points in the paint:TC 34,BY 42. Points off turnovers:TC 17,BY 21.
2nd chance points:TC 11,BY 5. Fast break points:TC 2,BY 6.
Bench points:TC 24,BY 23. Score tied:0 times. Lead changed:0 times.
Last FG:TC 2nd:00:10, BY 2nd:00:22.
Largest lead:TC None, BY by 20 2nd:07:38.

LAST YEAR AT BYU — PLAISTED CARRIES COUGARS TO VICTORY

PROVO, Utah (Feb. 6, 2008) – The BYU men's basketball team scored an 83-72 victory over TCU Wednesday night in the Marriott Center, improving to 7-1 in Mountain West Conference play, their best MWC start ever. BYU also extended its home-winning streak to 43 games as the Cougars collected their 18th overall victory of the season. The Cougars were led by junior center Trent Plaisted, who tied his career high in points with 27. Plaisted also went 7-for-9 from the free-throw line. BYU guard Jonathan Tavernari recorded his fifth straight game with over 10 points as he ended with 20. Tavernari hit on four shots from beyond the arc on the night. The only other Cougar to finish with double-digit scoring was freshman Jimmer Fredette as he ended with 10 points. BYU started off the game on a 7-0 run with all of the Cougars' points coming from the hand of senior Sam Burgess. Burgess made two lay-ups and a three-pointer from the wing to help the Cougars get on top early within the first 2:10 of the game. The Cougars continued to extend their lead and saw their largest advantage of the first half at the 11:14 mark up 23-8. This was due in part to a nine-point BYU run. Plaisted got on a hot streak in the first half as he set a new season high in first-half points with 17 before the break. Plaisted reached double-digit scoring in the first eight minutes of the game. TCU saw a big boost come from its bench in the first half that helped the offense. Horned Frog senior Ryan Wall came into the game to hit on four three-point attempts as he finished the half with a team-high 12 points. Wall helped TCU cut into the Cougar lead as the score got as close as 37-30. The Horned Frogs also hit the offensive boards hard early in the game as they came down with eight first-half offensive rebounds. TCU converted those extra offensive touches into four second-chance points. The Cougars were able to maintain the lead, though, as they went into the locker room up 43-35. Tavernari also helped BYU early as he scored 11 points before the break. BYU's consistent guard Lee Cummond did not get into the scoring column until the 18:10 mark of the second half, but he made his presence felt in other areas as he ended the game with a team-high six assists and seven rebounds. Both Plaisted and Tavernari continued their second-half offensive push early in the second period as they combined for 13 of BYU's early second-half points. Tavernari and Plaisted scored seven and six points, respectively, by the 10:40 mark of the second half. The Cougars had their largest lead of the game with 7:38 left in the second half as they found themselves up by 20, 69-49. One highlight of the second half came from the hands of Tavernari as he hit on a take-it-yourself lay up through the lane and then got a quick steal that lead to a Michael Loyd, Jr. fast-break lay in.

WHAT WAS SAID AFTER THE GAME ...

BYU Head Coach Dave Rose

– "We came out tonight and shared the ball well. Offensively it was a good night. We had some good shots, and we passed the ball well. Defensively we had more of a difficult time. TCU is an athletic team, and at some points we had a hard time stopping them."
– "It was a highly contested game, but I am really pleased with the outcome."

TCU Coach Neil Dougherty

– "I recognize Lee [Cummond's] effectiveness. He had some great plays during the game and hurt us in a lot of ways tonight."
– "Sometimes we got going too fast tonight, playing too much as individuals and not as a team."
– "When we get back home, we're going to practice hard and get back to playing good basketball here soon."

NOTES FROM LAST YEAR AT BYU

– Jonathan Tavernari made his 17th start of the year, joining Ben Murdock, Sam Burgess, Lee Cummond and Trent Plaisted in the starting five. The latter four have started every game this season.
– Individual Career Highs: Jonathan Tavernari - 5 assists; Trent Plaisted - 27 points (tied).
– Individual Season Highs: Trent Plaisted – 17 first-half points.
– Team Season Highs/Lows: 9 team fouls (fewest since 2000); .818 free-throw percentage (9-for-11); 27 assists.
– With the 83-72 win, BYU improved its Marriott Center win streak to 43 games, the second-longest active home court victory streak in the nation behind No. 1 Memphis.
– At 7-1 in Mountain West Conference play, the Cougars are off to their best league start since the formation of the conference prior to the 1999-2000 season.
– BYU's win over TCU combined with UNLV's 81-73 loss at Utah tonight gives the Cougars sole possession of first place in the MWC.
– The Cougars' six straight wins marks their longest win streak of the season (@ Utah, San Diego State, New Mexico, @ Air Force, @ Wyoming, TCU). BYU has won at least six straight MWC games in each of Dave Rose's three seasons at the helm.
– BYU has never lost to TCU as a member of the Mountain West Conference, going 6-0 in MWC play and 10-3 overall.
– With the 83-72 win, BYU is now 15-1 when scoring at least 70 points and 9-0 when scoring at least 80 points.
– BYU's 60 percent shooting mark from the field marked just the second time this season the Cougars have shot 60 percent (60.4 vs. Hartford).
– With a 43-35 advantage after the first 20 minutes of play, BYU recorded its 19th halftime lead of the season. The Cougars have scored at least 40 points in the first half of nine games this season and have shot above 50 percent in the first 20 minutes of eight contests including a 56.7 percent mark (17-for-30) against TCU. The Cougars are now 17-2 when leading at the break.
– Plaisted's 27-point outing against TCU tied his career high and marked the sixth time this year and the 15th in his career he has scored at least 20 points. BYU has had at least one player top the 20-point mark in each of the last four games and has had two players score at least 20 points in the same game in two of the last three contests.
– Plaisted went 7-for-9 from the free-throw line against TCU. Including a 7-for-11 mark at Wyoming, he has shot 70 percent (14-for-20) from the charity stripe in the last two contests.
– The Cougars came out of the gates firing, making their first five shots from the field to take an early 12-4 lead. Burgess scored the first seven points of the game on 3-for-3 shooting in the first 2:08 while Plaisted was the first Cougar to double digits, scoring his 10th point on a one-handed dunk with 12:29 left in the first half.



MEDIA RELATIONS INFORMATION

Basketball Media Relations Director: Kyle Chilton
Office: (801) 422-4909; Cell: (801) 372-2080
Email: kyle_chilton@byu.edu

Assistant Basketball Media Relations: Jackie Johnson
Office: (801) 422-8999; Cell: (520) 227-7720
Email: swimming_sid@byu.edu

Associate AD/Communications: Duff Tittle
Office: (801) 422-8948; Cell: (801) 372-4401
Email: duff_tittle@byu.edu

Athletic Communications Fax: (801) 422-0633
Mailing Address: 30 SFH, Provo, UT 84602-2239
Marriott Center Pressrow Phone: (801) 422-3675

2008-09 BYU QUICK FACTS**BYU - UNIVERSITY INFO**

Location: Provo, Utah 84602
Elevation: 4,553 feet
Enrollment: 29,854 (Daytime)
Founded: October 15, 1875
Owned: The Church of Jesus Christ of Latter-day Saints
Nickname: Cougars
Mascot: Cosmo
Colors: Blue & White
Arena (capacity): Marriott Center (22,700)
Conference: Mountain West
President: Cecil O. Samuelson (Utah, 1966)
Athletic Director: Tom Holmoe (BYU, 1983)
Athletic Website: byucougars.com
Tickets: 422-BYU1 or 1-800-322-BYU1

BYU COACHING STAFF

Head Coach: Dave Rose
Alma Mater (year): Houston (1983)
Record at School (years): 85-28 (4th year)
Career Div. I Record (years): same
Office phone for head coach: Call SID
Best time/day to reach coach: Call SID
Basketball Office Fax: (801) 422-5965
Associate Head Coach (Alma Mater, year)
Dave Rice (UNLV, 1991)
Assistant Coaches (Alma Mater, year)
John Wardenburg (BYU, 1986)
Terry Nashif (BYU, 2005)
Dir. of Basketball Operations: Tim LaComb (Utah, 2006)

BYU TEAM INFO

2007-08 Overall Record: 27-8
Conference Record/Finish: 14-2 (1st Mountain West)
2008 Postseason: NCAA, 0-1, lost vs. Texas A&M, 67-62
2008 Final National Ranking: NR
Starters Returning/Lost: 2/3
Lettermen Returning/Lost: 8*/6
Newcomers: 3
*includes two letterwinners who did not play in games last year

BYU HISTORY

First Year of Basketball: 1903
Overall All-Time Record: 1567-988 (.613)
Winning Seasons: 85 (last 2008)
Conference Championships: 28 (last 2008)
Postseason Appearances (record): 33 (23-34)
Total NCAA Appearances (record): 23 (11-26)
Last NCAA Appearance: 2008
Result: (0-1) Lost, NCAA First Round (Anaheim, Calif.)
vs. Texas A&M, 67-62
Total NIT Appearances (Record): 10 (12-8)
Last NIT Appearance: 2006
Result: (0-1) lost at Houston, 77-67

BYU'S LAST OUTING — BYU CLAIMS MWC SEASON OPENER

FORT COLLINS, Colo. (Jan. 10, 2009) – The BYU men's basketball team (13-2) defeated the Colorado State Rams (5-11) 86-60 to open Mountain West Conference play on Saturday. Senior reigning MWC Player of the Year Lee Cummond led the Cougars in scoring, posting 18 points on the afternoon. Sophomore Jimmer Fredette had 15 points while junior Lamont Morgan, Jr., tallied 11. The Cougars kicked off conference play with a 6-0 run in the first two minutes of the game. CSU's only lead of the game was at 13-12 and the final tie of the game was 15-all at the 11:20 mark. Making adjustments to the defensive play before halftime, BYU was able to shut down the CSU offense, pulling away with a 16-point lead going into the locker room. The BYU bench helped the Cougars post a 46-30 lead at the half with Lamont Morgan, Jr. scoring nine points while adding two assists and one steal. Charles Abouo had five points and three rebounds while Gavin MacGregor tallied two points, two boards and a block. "The more time they can get on the floor, the more confident they become and the better they play," said Rose concerning his bench players. In the last seven minutes of the half, 14 of the 16 bench points came during a 21-8 run. Jimmer Fredette led the Cougars in the first half scoring 12 points, dishing out two assists and grabbing two boards. With BYU only three points ahead of CSU, he scored seven points during a 9-2 run to extend the lead to 34-24. Lamont Morgan, Jr., had his best first half of the season, scoring nine points on 4-for-6 shooting. He also grabbed three boards and two assists in the first half. The Cougars pulled away in the second half with Cummond leading his team in the second half posting 11 points. He posted 18 total points and eight rebounds on the afternoon. Cummond shot 8-for-10 from the field with 2-for-2 treys.

WHAT WAS SAID AFTER THE GAME ...**BYU Head Coach Dave Rose**

– "The more time they (BYU's bench players) can get on the floor, the more confident they become and the better they play."
– "We spend a lot of time in practice preparing for our opponent's specific actions, but Colorado State was running something they just put in. We were surprised for a minute or two but I think we did a good job adjusting to their scheme."
– "I thought that our focus defensively was great. We were sharing the ball effectively and our team was dialed in. We executed on the offensive end as well as the defensive end. We got great minutes from our starters and great help from our bench."
– "The record of 5-0 on the road first of all comes from great leadership. With as many games as Lee has played, he understands the challenge. We have a really good game plan that our team believes in."

BYU NOTES FROM LAST OUTING**Player Notes**

– Jimmer Fredette sparked the Cougars to a 46-30 first half lead, scoring 12 points, dishing out two assists and grabbing two rebounds in the first half. With BYU holding a slim 25-22 lead he scored seven points during a 9-2 run to extend the lead to 34-24. Fredette finished the game with 15 points, three rebounds, four assists and two steals.
– Lamont Morgan, Jr., had his best first half of the season, scoring nine points on 4-of-6 shooting. He added three rebounds and two assists in the first half. Morgan, Jr., finished the game with 11 points, three rebounds, three assists and one steal.
– With 15 points against Colorado State Jimmer Fredette extended his team-best streak of consecutive games in double figures to 10. Tavernari came in with a nine-game streak of double figure scoring but finished with seven points.
– Coming into the Colorado State game Lamont Morgan, Jr., had hit 11-of-13 in the last six games. He hit 5-of-8 against the Rams and has now hit 16-of-21 from the field in the last seven games, including 6-of-7 from downtown. He has also scored in double figures in the last two games with 12 points vs. Western Oregon and 11 at Colorado State.
– Gavin MacGregor had the best offensive game of his career, scoring eight points on 4-of-6 shooting from the field to go with four rebounds and one block.

Team Notes

– For the 14th-straight game, BYU head coach Dave Rose started Jimmer Fredette, Jackson Emery, Lee Cummond, Jonathan Tavernari and Chris Miles. The Cougars are 12-2 with that starting lineup.
– BYU's bench came alive in the first half to help the Cougars claim a 46-30 lead at the break. Lamont Morgan, Jr., scored nine points, dished out two assists and had one steal. Charles Abouo had five points and three boards and Gavin MacGregor chipped in two points, two boards and a block. Fourteen of the 16 first half bench points came in during a 21-8 run in the last seven minutes of the half. The bench finished with 32 points, two shy of the season-high 34 points set against Western Oregon.
– For the eighth time this season and the first time in four games BYU shot 50 percent or better from the field in the first half, hitting 55.9 percent (19-of-34). The Cougars were even better in the second half, shooting 58.6 percent (17-of-29) in the second half to finish the game shooting at a 57.1 percent (36-of-63) clip, the 12th time hitting 50.0 percent or better in the second half. BYU has hit 50.0 percent or better in 11 games.
– Before BYU's 86-60 win at Colorado State to open conference play, the Cougars had lost their previous six conference road openers, including 2004 at San Diego State (65-61), 2005 at Colorado State (74-67), 2006 at Air Force (75-59), 2007 at UNLV (83-75) and 2008 at UNLV (70-41). The last time the Cougars won a conference road opener before the CSU win was in 2003 at San Diego State, 80-69.

Record Watch

– Jonathan Tavernari hit one three-point against Colorado State to bring his career total to 157. He is third in BYU history and is now seven threes from passing Mike Rose (163) for second. He has 40 threes this season.
– With 18 points against Tulsa on Tuesday, Lee Cummond now has 268 points this season and 1,281 career points. He is 19th all-time in school history and four points from passing Alan Taylor (1,284) for 18th.

Game Trends

– Leading 25-22 BYU finished the first half on a 21-8 run in the final seven minutes to lead 46-30 at the break. The Cougars opened the second half on a 28-8 run in the first 10:38 to lead 74-38. BYU's largest lead of 37 came at 84-49 at the 3:38 mark.
– Colorado State equaled the largest run by a BYU opponent this season, scoring the final 11 points of the game to take away the Cougars' chance for their largest road win in MWC play. In 2006 BYU defeated San Diego State on the road 88-61 for a 27-point margin. The Cougars fell one-point shy of matching the margin against Colorado State.



COUGAR ROSTER BREAKDOWN

STARTERS RETURNING (2)

Name	Pos.	Cl.	2007-08 Stats
Lee Cummard	G	Sr.	(15.8 ppg, 6.3 rpg, 3.5 apg)
Jonathan Tavernari	F	Jr.	(13.1 ppg, 5.3 rpg, 1.5 apg)

STARTERS LOST (3)

Trent Plaisted	F/C	Jr.	(15.6 ppg, 7.7 rpg, 1.5 apg)
Sam Burgess	G	Sr.	(8.7 ppg, 3.5 rpg, 1.9 apg)
Ben Murdock	G	Sr.	(3.9 ppg, 2.4 rpg, 3.6 apg)

OTHER LETTERWINNERS RETURNING (6)

Jimmer Fredette	G	So.	(7.0 ppg, 1.1 rpg, 1.7 apg)
Chris Miles	F/C	Jr.	(2.5 ppg, 1.5 rpg, 0.6 apg)
Michael Loyd, Jr.	G	So.	(2.0 ppg, 0.9 rpg, 1.2 apg)
Archie Rose	G	Sr.	(0.9 ppg, 0.8 rpg, 0.4 apg)
Gavin MacGregor	F/C	Sr.	(* 1.2 ppg, 0.5 rpg, 0.5 bpg)
Jackson Emery	G	So.	(* * 2.8 ppg, 1.5 rpg, 0.7 apg)

* Did not play last year due to injury, stats from 2006-07
 ** Did not play last year while serving a two-year LDS Church mission; stats from 2005-06

OTHER LETTERWINNERS LOST (3)**

Vuk Ivanovic	F/C	Sr.	(3.3 ppg, 2.4 rpg)
Chris Collinsworth	F	Fr.	(3.2 ppg, 4.8 rpg, 0.5 apg)
Nick Martineau	G	Fr.	(0.7 ppg, 0.4 rpg, 0.7 apg)

** Includes two players who are interrupting their eligibility to serve LDS Church missions (Collinsworth and Martineau)

RETURNING REDSHIRTS (3)

Name	Pos.	Ht.	Wt.	Cl.
Lamont Morgan, Jr.	G	5-10	170	Jr.
James Anderson	F/C	6-10	230	Fr.
Matt Pinegar	G	6-0	190	Fr.

NEWCOMERS (3)

Charles Abouo	G/F	6-5	210	Fr.
Michael Boswell	F	6-9	215	Fr.
Noah Hartssock	F	6-8	215	Fr.

BY POSITION

POINT GUARD

Lamont Morgan, Jr.	5-10	Jr.
Jimmer Fredette	6-2	So.
Michael Loyd, Jr.	6-1	So.

WING

Lee Cummard	6-6	Sr.
Archie Rose	6-4	Sr.
Jonathan Tavernari	6-6	Jr.
Jackson Emery	6-3	So.
Jimmer Fredette	6-2	So.
Michael Loyd, Jr.	6-2	So.
Charles Abouo	6-5	Fr.
Matt Pinegar	6-0	Fr.

POST

Gavin MacGregor	6-9	Sr.
Chris Miles	6-11	Jr.
Jonathan Tavernari	6-6	Jr.
James Anderson	6-11	Fr.
Michael Boswell	6-9	Fr.
Noah Hartssock	6-8	Fr.

CUMMARD, TAVERNARI NAMED TEAM CAPTAINS

PROVO, Utah (Nov. 4, 2008) – BYU men's basketball head coach Dave Rose announced Tuesday that senior Lee Cummard and junior Jonathan Tavernari have been selected to serve as captains on this year's team. Cummard is a three-year starter and the reigning Mountain West Conference Player of the Year. He earned Associated Press All-America honorable mention last year after helping the Cougars win their second straight outright MWC title and a 27-8 overall record. A 6-foot-7 swingman from Mesa, Ariz., Cummard is a do-everything player who led the Cougars in scoring (15.8), field-goal percentage (.569), three-point percentage (.472) and blocked shots (1.0) last year while ranking second in rebounds (6.3), assists (3.5), steals (0.9) and free-throw percentage (.857). Tavernari followed his MWC Freshman of the Year season in 2006-07 with a record-setting sophomore campaign last year. The 6-foot-6 forward from Sao Bernardo, Brazil, earned All-MWC Third Team honors and set the BYU single-season and sophomore MWC three-point record with 88 treys last season. He was third on the team in scoring (13.1 ppg) and rebounding (5.3 rpg) while averaging 1.5 assists and a team-best 1.4 steals per game. This summer he was the lone nonprofessional player to make the Brazilian Senior National Team that competed at the Olympic Qualifying Tournament in Athens, Greece.

LEE CUMMARD NAMED TO WOODEN AWARD AND NAISMITH TROPHY WATCH LISTS

BYU senior guard Lee Cummard has been named to the preseason watch lists for two of college basketball's most prestigious awards, the Wooden Award and the Naismith Trophy. Both lists are composed of 50 student athletes who, based on last year's individual performance and team records, are the early frontrunners for the awards. The reigning Mountain West Conference Player of the Year, Cummard is a three-year starter who earned Associated Press All-America honorable mention last year after leading the Cougars to a 27-8 overall record and their second straight outright MWC title. A 6-foot-7 swingman from Mesa, Ariz., Cummard is a do-everything player who led the Cougars in scoring (15.8), field-goal percentage (.569), three-point percentage (.472) and blocked shots (1.0) last year while ranking second in rebounds (6.3), assists (3.5), steals (0.9) and free-throw percentage (.857).

CUMMARD, TAVERNARI AND MILES EARN ALL-BTI HONORS

Chris Miles and Jonathan Tavernari earned Basketball Travelers Invitational All-Tournament honors while Lee Cummard was named the tournament MVP. Cummard led the Cougars at the BTI averaging 16.0 points and 7.3 rebounds while shooting 60.0 percent from the field. Tavernari was second in scoring and rebounding at 14.3 points and 6.7 rebounds per game. Chris Miles averaged 12.0 points and 4.7 rebounds. Miles had his best game in BYU's win over Cal Poly, scoring a career-high 24 points.

MWC PLAYERS OF THE WEEK

Lee Cummard (Nov. 17)

COLORADO SPRINGS, Colo. – BYU senior Lee Cummard has been named the Mountain West Conference Men's Basketball Player of the Week for the third time in his career. A 6-foot-7 guard from Mesa, Ariz., Cummard scored a career-high 36 points to go with 11 rebounds, four assists, two steals and a career-best tying four blocks in BYU's 75-65 victory over Long Beach State Friday in Provo. He shot 13-for-16 (81.3 percent) from the floor, including 3-of-4 from three-point range and 7-for-7 from the charity stripe. Cummard netted 22 of his team's 31 points in the first half on 9-of-11 shooting and kept BYU in the game by scoring 11 of 12 points during one stretch. With BYU trailing 40-33 early in the second half, he scored six straight points and assisted on another bucket to give the Cougars the lead, then went 6-for-6 from the free-throw line in the final six minutes of the contest to put the game away. His 36 points marks the most points scored by a BYU player since 1993 and ties for the eighth highest individual performance in BYU men's basketball history.

Jimmer Fredette (Dec. 15)

COLORADO SPRINGS, Colo. – BYU sophomore Jimmer Fredette and New Mexico junior Roman Martinez have been named the Mountain West Conference Men's Basketball Co-Players of the Week. Fredette is a first-time player of the week honoree and is the second Cougar this season to earn the award. Lee Cummard was named player of the week on Nov. 17. A 6-foot-2 guard from Glens Falls, N.Y., Fredette averaged 20.0 points per game while shooting 72.7 percent from the field (16-for-22) and 87.5 percent from the charity stripe in helping BYU to wins against Boise State (94-56) and Portland (91-76) last week. He started the week scoring a career-high 23 points on 10-of-15 shooting, while tying a career-best with four steals vs. Boise State. Fredette also tallied two assists vs. the Broncos. Against Portland, Fredette scored 17 points (6-for-7 from the field), while also collecting three rebounds, three assists and two steals.

SIGNING DAY

PROVO, Utah (Nov. 12, 2008) – BYU men's basketball coach Dave Rose today announced that four players have committed to play for the Cougars by signing national letters of intent. Joining BYU for the 2009-10 season will be 6-foot-4 guard Tyler Haws out Lone Peak High School and 6-foot-9 forward Brandon Davies out of Provo High School. Big men Nate Austin from Lone Peak and Ian Harward from Creem High School, both 6-foot-10, plan to complete their missionary service before enrolling at BYU. Haws has led Lone Peak to back-to-back 5A state titles under coach Quincy Lewis. Haws averaged 20.9 points, 4.6 rebounds and 3.1 assists per game as a junior while helping Lone Peak to a 23-2 overall record. He was named the 2008 Utah Mr. Basketball and the 2008 Gatorade Utah boys basketball player of the year. Haws's father Marty Haws was an all-conference selection at BYU. This past summer he was the only boys basketball player from Utah that participated in the Reebok All-America camp in Philadelphia, which featured 100 of the top high school players from around the country. An athletic big man and excellent low post scorer, Davies has helped lead Provo High School to back-to-back 4A state titles under Craig Drury. Davies was recently named to the Long Beach Press-Telegram Best in the West Second Team along with Haws. A traditional low post player, Harward will bring size to the Cougar roster following his mission. Harward plays well with his back to the basket and has range out to 15 feet. This summer Harward registered 35 points, 13 rebounds and 10 blocks in a Tri-City Tournament game near Seattle. Austin is a teammate of Haws at Lone Peak High. At the Las Vegas Spring Showcase Austin scored 24 points and grabbed 22 rebounds in a gold bracket quarterfinal game. Austin is known for his work ethic and can step out and shoot the three as well as play on the post.



COUGAR ROSTER BREAKDOWN CONT.

BY CLASS

SENIORS (3)

Lee Cummard	6-6	G/F
Gavin MacGregor	6-9	F/C
Archie Rose	6-4	G/F

JUNIORS (3)

Chris Miles	6-11	F/C
Lamont Morgan, Jr.	5-10	G
Jonathan Tavernari	6-6	G/F

SOPHOMORES (3)

Jackson Emery	6-3	G
Jimmer Fredette	6-2	G
Michael Loyd, Jr.	6-2	G

FRESHMEN (5)

Charles Abouo	6-5	G/F
James Anderson	6-11	C
Michael Boswell	6-9	F
Noah Hartssock	6-8	F
Matt Pinegar	6-0	G

BY STATE/COUNTRY

ARIZONA (2)

James Anderson	Page
Lee Cummard	Mesa

CALIFORNIA (2)

Gavin MacGregor	Ridgecrest
Lamont Morgan, Jr.	Pomona

NEVADA (1)

Michael Loyd, Jr.	Las Vegas
-------------------	-----------

NEW YORK (1)

Jimmer Fredette	Glens Falls
-----------------	-------------

OKLAHOMA (1)

Noah Hartssock	Bartlesville
----------------	--------------

OREGON (1)

Michael Boswell	Aloha
-----------------	-------

UTAH (3)

Jackson Emery	Alpine
Chris Miles	Provo
Matt Pinegar	Provo

BAHAMAS (1)

Archie Rose	Nassau
-------------	--------

BRAZIL (1)

Jonathan Tavernari	Sao Bernardo
--------------------	--------------

COTE D'IVOIRE (1)

Charles Abouo	Abidjan
---------------	---------

1,000-POINT MAN

Including a career-high 36 points against Long Beach State and performances of 30 points against Weber State, 28 against Cal Poly and 26 at Tulsa, Lee Cummard now has 268 total points for the season and 1,281 for his career. He is now 19th all-time in scoring in BYU history and is four points from passing Alan Taylor for 18th all-time.

15. Marty Haws (1986-90)	1,337
16. Joe Nelson (1947-50)	1,317
17. Dick Nemelka (1962-66)	1,299
18. Alan Taylor (1976-80)	1,284
19. Lee Cummard (2005-present)	1,281

APPROACHING 1,000 POINTS

Junior forward Jonathan Tavernari is fast approaching the 1,000-point club. Coming into the season he had 640 career points and with 266 points so far this season, Tavernari is now 94 points from reaching 1,000 for his career.

OQUIRRH BUCKET BATTLE

The Old Oquirrh Bucket (named after the Oquirrh Mountains to the west of Salt Lake City) is the symbol of in-state basketball supremacy in Utah. Each year the trophy is awarded to the in-state college team (Utah, BYU, Southern Utah, Utah State, Utah Valley and Weber State) which has the best won-loss record against in-state competition. BYU has claimed the Bucket nine times since its inception, including the last two seasons. With BYU's 68-63 victory against Utah State the Cougars are 2-0 in Oquirrh Bucket competition. Utah State is 3-1 against in-state competition, Webber State is 1-3, Utah and Utah Valley are 1-1, Weber State is 1-3 and Southern Utah 0-3.

BEST START THROUGH 110 GAMES

BYU coach Dave Rose coached his 110th game as the head coach of the Cougars when BYU defeated Tulsa on Dec. 30. His career record through 110 games of 83-27 (.755) is the best record for a BYU men's basketball coach through his first 110 games. Rose is the only BYU coach to have won 80-or-more games in their first 110 games coached at BYU and seven games better than the next best coach. Below are the records of BYU coaches through their first 110 games and their career records.

Coach	Through 110	Career Record
Fred Bennion (1908-10)	N/A	16-6
E.L. Roberts (1911-20, 25-28)	74-36	87-49
Alvin Twitchell (1920-25)	N/A	50-20
G. Ott Romney (1928-35)	74-36	139-71
Edwin R. Kimball (1935-36, 38-41)	N/A	59-38
Fred 'Buck' Dixon (1936-38)	N/A	25-23
Floyd Millett (1941-49)	64-46	104-77
Stan Watts (1949-72)	76-34	371-254
Glen Potter (1972-75)	N/A	42-36
Frank Arnold (1975-83)	57-53	137-94
Ladell Andersen (1983-86)	65-45	114-71
Roger Reid (1989-96)	76-34	152-77
Steve Cleveland (1997-2005)	56-54	138-108
Dave Rose (2005-present)	83-27	84-28

DOWNTOWN RECORD WATCH

With one trey at Colorado State Jonathan Tavernari has 157 career threes, including 40 this season. He started the season with 117 and has passed Andy Toolson for third place and is seven downtown makes from passing Mike Rose (163) for second. Tavernari also has 428 attempts from downtown, good for second all-time in school history. Lee Cummard has 135 threes for his career, now seven threes from passing Andy Toolson for fourth.

Career Leaders - Threes Made

1. Mark Bigelow	213
2. Mike Rose	163
3. Jonathan Tavernari	157
4. Andy Toolson	141
5. Lee Cummard	135

Career Leaders - Threes Attempted

1. Mark Bigelow	559
2. Jonathan Tavernari	428
3. Mike Rose	381
4. Randy Reid	355
5. Terrell Lyday	321
- Lee Cummard	305

MAGIC NUMBER: 70

With an 86-60 victory at Colorado State BYU is now 12-2 when scoring at least 70 points in 2008-09. BYU's only game without scoring 70 points was a 68-63 win against Utah State. In 2007-08 the Cougars were nearly perfect when scoring at least 70 points, posting a record of 22-1. The Cougars scored 90 or more points in five games last season (three times this season), reaching 100 against Jackson State, and were 10-0 when scoring more than 80 points. BYU is 8-1 when scoring more than 80 points in 2008-09. Portland, Arizona State and Wake Forest are BYU's only opponents to have reached 70 points in a game in 2008-09. Prior to the Arizona State loss the Cougars had won 20 games in a row when reaching 70 points.

BIG SECOND HALF

Leading 33-29 at the break against Boise State the Cougars exploded for 61 points in the second half. BYU ran away from the Broncos with a 22-5 run in the fist 4:31 to start the second half. The 61 points scored is tied for the 18th-most points scored in a half in school history. It tied the most points scored in a half since the Cougars scored 62 in the first half against Sacramento State on Feb. 25, 1993. BYU scored 61 in the second half against Morgan State on Dec. 28, 1995.



BYU'S 2008-09 RECORD WHEN ...

At home	7-1
On the road	5-0
On a neutral floor	1-1
On Television	10-2
On The Mtn.....	3-1
On Versus	0-0
On CSTV/ CBS-CS	1-0
On ESPN2	0-0
On CBS	0-0
On KJZZ	0-0
On BYU TV	4-0
On KJZZ/ BYUTV	2-0
On FSN	0-1
On other local broadcast TV	0-0
On Monday	0-0
On Tuesday	3-0
On Wednesday	2-0
On Thursday	1-0
On Friday	2-0
On Saturday.....	5-2
Coming off a win.....	10-2
Coming off a loss	2-0
Had two or more days between last game	10-2
Had only one day between last game	0-0
Playing the next day after a game	2-0
BYU scores 100 or more points	0-0
BYU scores between 90-99 points	3-0
BYU scores between 80-89 points	5-1
BYU scores between 70-79 points	4-1
BYU scores between 60-69 points	1-0
BYU scores below 60 points.....	0-0
Opponent scores 90 or more points	1-0
Opponent scores between 80-89 points	0-0
Opponent scores between 70-79 points	1-1
Opponent scores between 60-69 points	8-0
Opponent scores between 50-59 points	3-0
Opponent scores below 50 points.....	1-0
BYU leads at half	11-2
Opponent leads at half	2-0
Score tied at half	0-0
BYU leads with 5 minutes left	13-1
Opponent leads with 5 min. left	0-0
Score tied with 5 minutes left	0-0
BYU leads with 1 minute left.....	13-0
Opponent leads with 1 min. left	0-0
Score tied with 1 minute left	0-1
Game goes into overtime.....	0-0
BYU shoots 50 % or better.....	11-1
Opponent shoots 50 % or better.....	0-1
BYU outshoots opponent.....	13-1
Opponent outshoots BYU.....	0-1
BYU outrebounds opponent	11-1
Opponent outrebounds BYU	2-1
BYU and opponent tie in rebounds	0-0
vs. top-25 ranked opponent.....	0-2
vs. 2008 regular-season conference champions	2-0
vs. 2008 postseason teams	3-1

LED IN SCORING BY:	08-09	CONF
Lee Cummond	5-0	N/A
Jonathan Tavernari	7-1	N/A
Jimmer Fredette	1-1	N/A

SCORING IN DOUBLE FIGURES:	08-09	CONF
Lee Cummond	11-2	N/A
Jonathan Tavernari	11-2	N/A
Jimmer Fredette	10-2	N/A
Jackson Emery	3-1	N/A
Chris Miles	3-0	N/A
Lamont Morgan, Jr.....	3-0	N/A
James Anderson	1-0	N/A
Charles Abouo	0-1	N/A
Archie Rose	1-0	N/A

# OF PLAYERS IN DOUBLE FIGURES:	08-09	CONF
One Player	1-0	N/A
Two Players	3-0	N/A
Three Players	3-1	N/A
Four Players	3-0	N/A
Five Players	3-1	N/A
Six Players	0-0	N/A

HOME WINNING STREAK

BYU's school record and what was previously the nation's longest active home winning streak ended on Saturday, Jan. 3, 2009 with a 94-87 loss to No. 6 Wake Forest. With a win over Western Oregon the Cougars are now 7-1 at home in 2008-09. The Cougars set the school record with their 67-59 win over Utah in the Marriott Center on Feb. 20, their 45th straight home win. The Cougars were 16-0 at home last year and won 17 home games the prior season after going 14-1 at home in 2005-06. BYU's last home loss was in the 2005-06 season opener against Loyola Marymount. BYU had won 29 straight over nonconference opponents and 24 consecutive over MWC foes. BYU's last league loss at home was its season finale in 2005 to UNLV. BYU is 425-117 (.784) all-time in the Marriott Center, and Cougar head coach Dave Rose is 54-2. Prior to the 53-game streak, BYU's longest homecourt victory streak was 44 games from Feb 19, 2000 to Jan 16, 2003.

TOP-10 PICK POCKETS

With 13 steals this season Lee Cummond has climbed to ninth all-time in BYU history in career steals with 112. Cummond had 16 as a freshman, 50 as a sophomore and 33 last season. He is five from passing Mark Bigelow for eighth all-time. Jonathan Tavernari is also climbing the list with 26 thefts this season and 92 for his career. He is now tied for 14th all-time at BYU in steals.

Career Steal Leaders

1. Danny Ainge	195	6. Matt Montague	124
2. Marty Haws	182	7. Randy Reid	118
3. Scott Sinek	140	8. Mark Bigelow	116
4. Nate Call	138	9. Lee Cummond	112
5. Russell Larson	131	10. Justin Weidauer	102

IRON MAN CUMMOND

Since arriving at BYU as a freshman in 2005-06 senior Lee Cummond has not missed a single game. His streak of 113 games played currently ranks 11th for the longest such streak in school history. Cummond has also started the last 84 games he has played, dating back to the first game of the 2006-07 season, a streak that ranks seventh longest in school history. In his career Cummond has played in 113 games and with 15 regular season games remaining, the MWC tournament and the possibility of postseason play he has the potential to claim the top spot in career games played. Below are the streaks for consecutive games started and consecutive games played.

Consecutive Games Started

1. Jeff Chatman	122
2. Fred Roberts	119
3. Mark Bigelow	118
4. Devin Durrant	117
5. Marty Haws	91
6. Michael Smith	90
7. Lee Cummond	84

Consecutive Games Played

1. Mark Durrant	128
2. Ken Roberts	126
3. Marty Haws	123
4. Jeff Chatman	122
5. Nathan Cooper	122
6. Matt Montague	122
7. Eric Nielsen	122
8. Mark Bigelow	120
9. Fred Roberts	119
10. Devin Durrant	117
11. Lee Cummond	113
12. Nathan Call	107

AP Top 25

1. Pittsburgh (70)
2. Wake Forest (2)
3. Duke
4. Connecticut
5. North Carolina
6. Oklahoma
7. Michigan St.
8. Syracuse
9. UCLA
10. Clemson
11. Texas
12. Notre Dame
13. Georgetown
14. Marquette
15. Xavier
16. Arizona St.
17. Butler
18. Minnesota
19. Purdue
20. Louisville
21. Baylor
22. California
23. Villanova
24. Tennessee
25. Michigan

USA Today/ESPN

Pittsburgh (29)
Duke
Wake Forest (2)
Connecticut
Oklahoma
North Carolina
UCLA
Syracuse
Clemson
Michigan St.
Texas
Georgetown
Notre Dame
Marquette
Arizona St.
Xavier
Minnesota
Butler
Purdue
Louisville
Baylor
Villanova
California
Michigan
St. Mary's

Others Receiving Votes:

Gonzaga 137, Arkansas 132, Illinois 115, Memphis 86, St. Mary's 50, Miami (FL) 25, Florida 25, Wisconsin 24, **BYU 18**, West Virginia 12, Davidson 12, Boston Coll. 11, Kansas 6, Florida St. 5, South Carolina 3, Oklahoma St. 2, George Mason 2, Virginia Military 1, Texas A&M 1, TCU 1, Missouri 1, Harvard 1

Others Receiving Votes:

Arkansas 51, Illinois 47, Memphis 42, **BYU 37**, Gonzaga 17, Dayton 14, Utah St. 11, Tennessee 11, Wisconsin 10, Illinois St. 9, Florida 9, West Virginia 7, Davidson 6, Boston Coll. 6, Ohio St. 5, Miami (FL) 4, Washington 3, Missouri 2, UNLV 1, Texas A&M 1



BYU MARGIN OF VICTORY/DEFEAT 2008-09			
	WINS	LOSSES	
1 point.....	1	1	
2 points.....			
3 points.....			
4 points.....			
5 points.....	1		
6 points.....	1		
7 points.....		1	
8 points.....			
9 points.....			
10 points.....	1		
11 points.....			
12 points.....	1		
13 points.....			
14 points.....			
15 points.....	1		
16-19 points.....			
20-24 points.....	2 (20, 21)		
25-29 points.....	2 (26, 29)		
30-plus points.....	4 (38, 33, 31, 30)		

BYU STREAKS ...	08-09	OVERALL
Current won/loss streak	2 wins	same
At home	1 win	same
On the road	5 wins	same
On a neutral floor	1 loss	same
At home vs. Nonconference	1 win	same
At home vs. MWC	0-0	24 wins
On the road vs. Nonconference	4 wins	same
On the road vs. MWC	1 win	same
On a neutral floor vs. Nonconference	1 loss	same
On a neutral floor vs. MWC	0-0	4 wins
at regular-season tournament	3 wins	same
at MWC Tournament	0-0	1 loss
at NCAA Tournament	0-0	7 losses
at NIT	0-0	2 losses
Games With a Three-Point Make	15	384

INDIVIDUAL SUPERLATIVES	08-09	07-08	CAREER
DOUBLE-FIGURE SCORING			
Lee Cummmard	13	32	60
Jonathan Tavernari	13	26	44
Jimmer Fredette	12	12	23
Chris Miles	4	N/A	6
Jackson Emery	4	N/A	6
Lamont Morgan, Jr.	3	N/A	3
James Anderson	1	N/A	1
Charles Abouo	1	N/A	1
Archie Rose	1	N/A	1

DOUBLE-FIGURE REBOUNDING	08-09	07-08	CAREER
Lee Cummmard	2	3	8
Jonathan Tavernari	3	3	6

20+ POINTS	08-09	07-08	CAREER
Lee Cummmard	5	10	17
Jonathan Tavernari	7	5	12
Chris Miles	1	N/A	1
Jimmer Fredette	1	N/A	0

DOUBLE-DOUBLES	08-09	07-08	CAREER
Lee Cummmard	1	3	7
Jonathan Tavernari	2	2	4

DUNKS	08-09	07-08	CAREER
Lee Cummmard	1	13	28
Jonathan Tavernari	8	N/A	8
Chris Miles	3	2	6
Jackson Emery	2	N/A	2
Archie Rose	-	1	1
Jimmer Fredette	3	N/A	3
Gavin MacGregor	2	N/A	2
Charles Abouo	2	N/A	2
BYU	21	49	
Opponents	14	27	

3-POINTERS MADE	08-09	07-08	CAREER
Jonathan Tavernari	40	88	157
Lee Cummmard	18	60	135
Jimmer Fredette	24	43	67
Jackson Emery	20	N/A	33
Lamont Morgan, Jr.	9	N/A	9
Charles Abouo	5	N/A	5
Archie Rose	2	1	3
BYU	118	285	
Opponents	81	183	

LATE FREE THROWS	5:00-2:00	2:00-0:00	OT
Jimmer Fredette	7-7 (.1000)	5-6 (.833)	-
Lee Cummmard	5-5 (.1000)	13-16 (.813)	-
Charles Abouo	7-8 (.1000)	0-2 (.000)	-
Gavin MacGregor	1-2 (.500)	2-2 (1.000)	-
Jackson Emery	1-2 (.500)	4-6 (.667)	-
Lamont Morgan, Jr.	0-0 (1.000)	2-2 (1.000)	-
Jonathan Tavernari	-	4-4 (1.000)	-
Archie Rose	0-1 (.000)	2-2 (1.000)	-
James Anderson	2-2 (1.000)	-	-
Noah Hartsock	-	1-2 (.500)	-
Chris Miles	-	0-2 (.000)	-
Team	23-27 (.852)	33-42 (.786)	-

5-0 STARTS

For the 22nd time in school history BYU men's basketball started the season 5-0. The Cougars are 10-1 with their perfect starting ending with a 76-75 loss to No. 20 Arizona State. Only two other BYU teams have started at least 10-0, the last being in 1987-88 (17-0). In the 21 previous season during which BYU started at least 5-0 the Cougars won 20-plus games 11 times and finished first or tied for first in conference play eight times. In fact, the last five times BYU has started at least 5-0 the Cougars have won or shared the regular season conference title, including last season's squad that was 27-8 overall and won the conference outright at 14-2. The Cougars were not members of a conference the first five seasons BYU started 5-0. Three of BYU's previous season-opening win streaks of five-plus games have ended with losses to ranked opponents, including No. 1 North Carolina last season, No. 11 Michigan in 1991-92 and No. 2 NC State in 1955-56. BYU's most obscure loss to end a perfect start to a season was to Denver Piggly Wiggly in 1932-33.

Year	Start	How ended	Final Record	Conf. Finish	Year	Start	How ended	Final Record	Conf. Finish
08-09	10-0	loss vs. No. 20 Arizona State	TBD	TBD	41-42	13-0	loss at Wyoming	17-3	T2nd
07-08	5-0	loss to No. 1 North Carolina	27-8	1st	40-41	5-0	loss at San Diego State	14-9	4th
02-03	5-0	loss at Creighton	23-9	T1st	32-33	6-0	loss at Denver Piggly Wiggly	20-7	1st
91-92	7-0	loss to No. 11 Michigan	25-7	T1st	31-32	5-0	loss at Wisconsin	20-12	T1st
87-88	17-0	loss to Alabama-Birmingham	26-6	1st	29-30	6-0	loss at UCLA	23-7	3rd
71-72	5-0	loss at Kansas	21-5	1st	22-23	6-0	loss at Utah State	7-5	T2nd
65-66	6-0	loss at La Salle	20-5	2nd	12-13	5-0	loss to Utah	7-3	N/A
55-56	6-0	loss at No. 2 NC State	18-8	2nd	11-12	7-0	season ended	7-0	N/A
53-54	8-0	loss vs. Dusquesne	18-11	3rd	10-11	8-0	season ended	8-0	N/A
52-53	7-0	loss at Oregon State	22-8	2nd	09-10	8-0	lost to the YMCA	9-2	N/A
49-50	6-0	loss at Pepperdine	22-12	1st	05-06	5-0	loss to Chicago YMCA	11-1	N/A

THIS YEAR'S LOSSES

BYU's two losses this year have come against No. 16 (then No. 20) Arizona State (76-75) on a neutral floor and No. 3 (then No. 6) Wake Forest (94-87) at home. BYU led Wake Forest until the Demon Deacons tied the score at 72-all at the 8:33 mark. The Cougars were within two at the 1:25 mark at 87-85 and within three at 88-85 at the 0:45 mark. Against Arizona State BYU led throughout the second half until the Sun Devils tied the score at 75-all with 1:00 remaining. James Harden hit a free throw with nine seconds remaining to give Arizona State its only lead of the half. Charles Abouo hit a potential game winner for BYU that was initially called good on the court but was overturned after a review by the officials. Arizona State and Wake Forest have a combined record of 28-2.

BYU STARTING LINEUPS

Opponent	(1)	(2)	(3)	(4)	(5)
LONG BEACH STATE	Morgan, Jr.	Emery	Cummmard	Tavernari	Miles
at Pepperdine	Fredette	Emery	Cummmard	Tavernari	Miles
NORTH FLORIDA	Fredette	Emery	Cummmard	Tavernari	Miles
RICE	Fredette	Emery	Cummmard	Tavernari	Miles
CAL POLY	Fredette	Emery	Cummmard	Tavernari	Miles
at Idaho State	Fredette	Emery	Cummmard	Tavernari	Miles
at Weber State	Fredette	Emery	Cummmard	Tavernari	Miles
at Utah State	Fredette	Emery	Cummmard	Tavernari	Miles
BOISE STATE	Fredette	Emery	Cummmard	Tavernari	Miles
PORTLAND	Fredette	Emery	Cummmard	Tavernari	Miles
at Arizona State	Fredette	Emery	Cummmard	Tavernari	Miles
at Tulsa	Fredette	Emery	Cummmard	Tavernari	Miles
WAKE FOREST	Fredette	Emery	Cummmard	Tavernari	Miles
WESTERN OREGON	Fredette	Emery	Cummmard	Tavernari	Miles
at Colorado State	Fredette	Emery	Cummmard	Tavernari	Miles
TCU					
at New Mexico					
UNLV					
SAN DIEGO STATE					
at Utah					
WYOMING					
at Air Force					
COLORADO STATE					
at TCU					
NEW MEXICO					
at UNLV					
at San Diego State					
UTAH					
at Wyoming					
AIR FORCE					

WON-LOSS RECORDS/STARTING LINEUPS	(1)	(2)	(3)	(4)	(5)
RECORD					
1-0	Morgan, Jr.	Emery	Cummmard	Tavernari	Miles
12-2	Fredette	Emery	Cummmard	Tavernari	Miles



2008-09 COUGAR GAME LEADERS

POINTS

Name	# of Times	High	Game
Lee Cummond	5	36	LBSU
Jonathan Tavernari	8	25	UNF, Portland
Jimmer Fredette	2	23	BSU, WF

REBOUNDS

Name	# of Times	High	Game
Lee Cummond	5	12	North Florida
Jonathan Tavernari	9	10	Pepperdine, Tulsa
Four Players	1	5	Rice

ASSISTS

Name	# of Times	High	Game
Jonathan Tavernari	1	5	LBSU
Jackson Emery	1	9	Pepperdine
Jimmer Fredette	9	9	Wake Forest
Lee Cummond	5	6	USU, ASU
Chris Miles	1	4	Portland

2008-09 OPPONENT GAME LEADERS

POINTS

Name	School	Total
James Harden	Arizona State	30
Jeff Teague	Wake Forest	30

REBOUNDS

Name	School	Total
James Johnson	Wake Forest	15

ASSISTS

Name	School	Total
James Harden	Arizona State	6
Keion Bel	Pepperdine	5
Matt Stucki	Idaho State	5

BLOCKS

Name	School	Total
Titus Shelton	Cal Poly	3

STEALS

Name	School	Total
Ben Uzoh	Tulsa	6

RECORD-SETTING ATTENDANCE

BYU fans came out in full force to support the Cougars against Wake Forest. The official attendance was 23,096, just 10 from tying the Marriott Center record for attendance (23,106) set March 7, 1981 against Utah. BYU defeated the Utes 95-76 in that game. The Wake Forest game unseated the previous No. 2 crowd of 23,084 set on Jan. 12, 1980, also against Utah. BYU won that game 89-72. The crowd does mark the largest crowd for a nonconference game. The previous record was set on Nov. 30, 1979, against Illinois, a game the Cougars lost 86-76.

INTERNATIONAL PLAYERS AT BYU

- Including incoming freshman Charles Abouo, 28 international players have played basketball at BYU.
- The Cougars have had an international player on their varsity roster in 37 of the past 57 years.
- In the last five years, BYU has rostered eight international players, including three on this season's team - Charles Abouo (Cote d'Ivoire), Archie Rose (Bahamas) and Jonathan Tavernari (Brazil).
- Foreign players at BYU have received nine all-conference citations, two conference player of the year awards (Timo Saarelainen - 1985, Rafael Araujo - 2004), one conference freshman of the year award (Jonathan Tavernari - 2007) and eight All-America citations (Kresimir Cosic - 1972 and 1973, Rafael Araujo - 2004).
- According to a book about basketball in Finland by Mikko Simon, BYU has the distinction of being the first NCAA Division I school to have an overseas player on its roster when Timo Lampen, a native of Lahti, Finland, took the court for the Cougars in 1960-61.
- BYU also boasts the first foreign All-American in Kresimir Cosic, whose BYU jersey was retired on March 4, 2006. The Zadar, Yugoslavia, native played on the Cougar varsity team from 1971-73 and earned six All-America citations and three first-team All-Western Athletic Conference awards. He is the only BYU player to be inducted into the Basketball Hall of Fame. Cosic passed away in 1995.
- During the 2005 NCAA Men's Basketball Tournament, CBS Television analyst Billy Packer singled out Cosic during a discussion of the quality of international players now playing college basketball. Said Packer, "Kresimir Cosic, who played for BYU, was really the first great international player to play basketball in the United States."

SPREADING THE WEALTH

With new starting guards Jimmer Fredette and Jackson Emery leading the way, BYU is first in the MWC (all games) in assists/game at 17.60. Fredette currently leads the squad and is second in the MWC in assists, averaging 4.47 per game. He dished out a career-best nine assists against Wake Forest. Fredette is also fifth in the conference in assist/turnover ratio at 1.76. Emery is first in the conference in assist/turnover ratio at 2.58 while Lee Cummond is third in the league in assist/turnover ratio at 2.05.

HITTING A HIGH PERCENTAGE

The Cougars are connecting on 51.1 percent (first in the MWC) of their shots from the field this season. BYU has hit 50.0 percent or better from the field in 11 games this season, including a season-best 61.7 percent against Portland. The Cougars are shooting 49.8 percent in the first half of games and step it up a notch in the second half, hitting 52.5 percent.

2008-09 SCORING BY HALF (BYU-OPPONENT)

	FIRST HALF (Margin)	FIELD GOAL %	SECOND HALF (Margin)	FIELD GOAL %	FINAL (Margin)	FIELD GOAL %
Long Beach State	31-38 (-7)	37.5-46.9	44-27 (+17)	50.0-34.5	75-65 (+10)	43.3-41.0
at Pepperdine	32-21 (+11)	44.4-40.9	50-32 (+18)	60.9-32.3	82-53 (+29)	52.0-35.8
NORTH FLORIDA	35-12 (+23)	41.7-20.0	39-29 (+10)	57.1-35.6	74-41 (+33)	50.0-30.8
RICE	43-23 (+20)	55.2-41.7	40-29 (+11)	56.0-35.7	83-52 (+31)	50.6-38.5
CAL POLY	44-28 (+16)	54.1-35.5	32-36 (-4)	50.0-42.9	76-64 (+12)	52.4-39.0
at Idaho State	40-28 (+12)	55.6-44.0	45-37 (+8)	57.7-38.7	85-65 (+20)	56.6-41.1
at Weber State	46-39 (+7)	51.6-58.3	46-23 (+23)	63.3-31.8	92-62 (+30)	57.4-45.7
at Utah State	38-35 (+3)	50.0-44.0	30-28 (+2)	32.0-37.0	68-63 (+5)	41.5-40.4
BOISE STATE	33-29 (+4)	40.6-38.7	61-27 (+34)	64.7-31.4	94-56 (+38)	53.0-34.8
PORTLAND	45-36 (+9)	69.6-48.4	46-40 (+6)	54.2-43.3	91-78 (+15)	61.7-45.9
vs. Arizona State	41-36 (+5)	57.7-48.3	34-40 (-6)	42.3-47.8	75-76 (-1)	50.0-48.1
at Tulsa	31-35 (-4)	48.1-37.5	43-33 (+10)	57.7-34.4	74-68 (+6)	52.8-36.1
WAKE FOREST	48-45 (+3)	48.6-51.5	39-49 (-10)	33.3-48.4	87-94 (-7)	40.3-50.0
WESTERN OREGON	42-33 (+9)	43.8-38.7	43-31 (+12)	51.7-38.2	85-64 (+21)	47.5-38.5
at Colorado State	46-30 (+16)	55.9-33.3	40-30 (+10)	58.6-36.0	86-60 (+26)	57.1-34.5
TCU						
at New Mexico						
UNLV						
SAN DIEGO STATE						
at Utah						
WYOMING						
at Air Force						
COLORADO STATE						
at TCU						
NEW MEXICO						
at UNLV						
at San Diego State						
UTAH						
at Wyoming						
AIR FORCE						
SEASON TOTALS (avg. margin)	595-468 (+8.5)	49.8-41.7	592-461 (+8.7)	52.5-38.1	1227-959 (+17.9)	51.1-39.9



**BYU BASKETBALL ON KSL NEWSRADIO
(102.7 FM and 1160 AM)**

The "Voice of the Cougars" is KSL Newsradio 1160's Greg Wrubell. He is in his 13th season as the play-by-play voice of BYU basketball. Wrubell, also the voice of BYU football, is joined by former Cougar lettermen Mark Durrant or Andy Toolson as color analysts. Durrant is in his 12th year teaming with Wrubell while Toolson, a former Cougar letterman and assistant coach, enters his second year. In addition to live coverage of every Cougar game, the following programs can be heard each week on KSL Newsradio.



COACH ROSE ON KSL NEWSRADIO ...

- Coach's Corner with Dave Rose
Mondays at 8:45 a.m. (beginning Dec. 1)
- The Dave Rose Show
Mondays from 7-8 p.m. (beginning Nov. 24)

THE DAVE ROSE SHOW ON KSL-TV

BYU coach Dave Rose's weekly television show airs on Sunday evenings beginning Nov. 30 at 11 p.m. on KSL-TV, channel 5 in Salt Lake City and will be rebroadcast on the mtn. (check weekly listings for scheduled air times).

BYU FOREIGN PLAYERS BREAKDOWN BY COUNTRY

FINLAND (7)			AUSTRALIA (1)		
Timo Lampen	Lahti, Finland	1961	Cory Reader	Brisbane, Australia	1994-95
Kari Liimo	Helsinki, Finland	1967-69	BAHAMAS (1)		
	Two-time All-WAC		Archie Rose	Nassau, Bahamas	2008-pres.
Veikko Vainio	Kotka, Finland	1969-71	COTE D'IVOIRE (1)		
Kalevi Sarkalahti	Helsinki, Finland	1971-73	Charles Abouo	Abidjan, Cote d'Ivoire	2009-pres.
Jarmo Laitinen	Tapiola, Finland	1975	BELGIUM (1)		
Timo Saarelainen	Helsinki, Finland	1981-85	Sam Adams	Antwerp, Belgium	1991
	All-WAC, WAC Player of the Year		ENGLAND (1)		
Jarkko Ahibom	Rauma, Finland	1996-98	Fred Petty	Yorkshire, England	1972
CANADA (5)			HOLLAND (1)		
Tom Karren	Alberta, Canada	1952-54	Paul Vos	Waalre, Holland	1978
Bob Inglis	Calgary, Canada	1960, 62	MEXICO (1)		
Orville Fisher	Alberta, Canada	1966-68	John Hatch	Colonial Juarez, Mexico	1968
Phil Tollestrup	Alberta, Canada	1970-72	NEW ZEALAND (1)		
Jimmy Balderson	Alberta, Canada	2002, 05-07	Michael Tompson	Nelson, New Zealand	1997
BRAZIL (4)			SERBIA (1)		
Rafael Araujo	Sao Paulo, Brazil	2003-04	Vuk Ivanovic	Pancevo, Serbia	2006-08
	MVC Player of the Year, Two-time All-MWC, Two-time All-American		YUGOSLAVIA (3)		
Luiz Lemes	Sao Paulo, Brazil	2003-04	Kresimir Cosic	Zadar, Yugoslavia	1971-73
Fernando Malaman	Limeira, Brazil	2006-07		Three-time All-WAC, Six-time All-American	
Jonathan Tavernari	Sao Bernardo, Brazil	2007-pres.	Misho Ostarcevic	Zadar, Yugoslavia	1976-77
			Nick Nakic	Zagreb, Yugoslavia	1977

CONTROLLING THE RUNS AND LEADS

BYU has yet to be on the losing end of a blowout this season while having won 11 games by double-digit totals. In fact, only one BYU opponenet has held a double-digit lead against the Cougars this season – Western Oregon started with an 11-0 lead. The previous large lead by an opponent was nine at 14-5 against Wake Forest and the Cougars responded with a 15-0 run to take a 20-14 lead. Three of BYU's foes never led the Cougars at anytime. Wake Forest, Western Oregon and Colorado State are the the only teams this season to go on a run of double figures against BYU (11-0 in the second half vs. Wake Forest, 11-0 to open the game against Western Oregon and 11-0 to end the game at Colorado State). Against Western Oregon BYU had its largest run of the season (17-0).

2008-09 OFFENSIVE TRENDS (BYU-OPPONENT)

	PTS/PAINT (Margin)	PTS OFF T.O. (Margin)	2ND CHANCE PTS (Margin)	FASTBREAK PTS (Margin)	BENCH PTS (Margin)	BIG RUN	BIG LEAD
@ Long Beach State	30-24 (+6)	12-6 (+6)	12-5 (+7)	6-0 (+6)	8-17 (-9)	8-0/7-0	10/7
at Pepperdine	26-14 (+12)	23-12 (+11)	4-6 (-2)	8-4 (+4)	17-28 (-11)	10-0/9-0	33/0
NORTH FLORIDA	28-10 (+18)	18-7 (+11)	12-1 (+11)	4-0 (+4)	21-12 (+9)	9-0/3-0	35/0
RICE	26-22 (+4)	23-12 (+11)	12-9 (+3)	12-4 (+8)	28-27 (+1)	16-0/8-0	39/0
CAL POLY	38-18 (+20)	19-21 (-2)	13-9 (+4)	2-10 (-8)	6-21 (-15)	11-0/8-0	18/4
at Idaho State	41-22 (+19)	20-12 (+8)	8-10 (-2)	20-2 (+18)	7-18 (-11)	14-0/7-0	20/6
at Weber State	24-22 (+2)	22-4 (+18)	8-2 (+6)	8-0 (+8)	19-23 (-4)	8-0/7-0	32/4
at Utah State	20-22 (-2)	15-6 (+9)	6-16 (-10)	0-0 (0)	7-8 (-1)	5-0/7-0	10/1
BOISE STATE	45-28 (+17)	40-7 (+33)	4-11 (-7)	23-4 (+19)	24-34 (-10)	14-0/7-0	42/2
PORTLAND	34-26 (+8)	24-17 (+7)	11-16 (-5)	14-0 (+14)	15-13 (+2)	10-0/6-0	23/2
vs. Arizona State	14-26 (-12)	17-15 (+2)	9-19 (-10)	2-4 (-2)	10-12 (-2)	8-0/5-0	10/7
at Tulsa	34-30 (+4)	7-8 (-1)	11-23 (-12)	4-0 (+4)	3-22 (-19)	7-0/9-0	9/8
WAKE FOREST	35-36 (-1)	25-21 (+4)	17-14 (+3)	13-8 (+5)	14-8 (+6)	15-0/11-0	8/9
WESTERN OREGON	40-22 (+18)	13-8 (+5)	16-8 (+8)	14-2 (+12)	34-7 (+27)	17-0/11-0	21/11
at Colorado State	42-26 (+16)	20-17 (+3)	13-13 (0)	10-2 (+8)	32-33 (-1)	9-0/11-0	37/1
TCU							
at New Mexico							
UNLV							
SAN DIEGO STATE							
at Utah							
WYOMING							
at Air Force							
COLORADO STATE							
at TCU							
NEW MEXICO							
at UNLV							
at San Diego State							
UTAH							
at Wyoming							
AIR FORCE							
SEASON TOTALS	477-348 (+8.6)	298-173 (+8.3)	156-162 (-0.4)	140-40 (+6.7)	245-283 (-2.5)		
Times Led (BYU/Opp/Tie)	12/3/0	13/2/0	7/7/1	12/2/1	5/10/0		
Record When (W/L/T)	12-0/1-2/0-0	11-2/2-0/0-0	6-1/6-1/1-0	11-1/1-1/1-0	4-1/9-1/0-0		



2008-09 MWC STANDINGS

	MWC	Overall	Streak
San Diego State	2-0	12-3	W5
TCU	2-0	11-5	W4
BYU	1-0	13-2	W2
UNLV	1-1	13-3	L1
Utah	1-1	10-6	L1
New Mexico	1-1	10-7	W1
Wyoming	0-1	11-4	L2
Air Force	0-2	9-6	L3
Colorado State	0-2	5-11	L3

UPCOMING MWC ACTION

Date	Game	TV
Tuesday, January 13		
	*TCU at BYU, 8 p.m. MT	The Mtn.
Wednesday, January 14		
	*SAN DIEGO STATE at WYOMING, 6 p.m. MT	The Mtn.
	*UNLV at COLORADO STATE, 7 p.m. MT	
	*UTAH at AIR FORCE, 8 p.m. MT	The Mtn.
Saturday, January 17		
	*TCU at AIR FORCE, 1 p.m. MT	CBS C
	*BYU at NEW MEXICO, 2 p.m. MT	VERSUS
	*COLORADO STATE at UTAH, 4 p.m. MT	The Mtn.
	*WYOMING at UNLV, 7 p.m. PT	The Mtn.

2008-09 MWC PLAYERS OF THE WEEK

Nov. 17	Lee Cumnard, Sr., G, BYU
Nov. 24	Luke Nevill, Sr., C, Utah
Dec. 1	Kyle Spain, Sr., F, San Diego State
Dec. 8	Rene Rougeau, Sr., G, UNLV
Dec. 15	Jimmer Fredette, So., G, BYU
	Roman Martinez, Jr., F, New Mexico
Dec. 22	Sean Ogirri, Sr., G, Wyoming
Dec. 29	Luke Nevill, Sr., C, Utah
Jan. 5	Luke Nevill, Sr., C, Utah
Jan. 12	Zvonko Buljan, Jr., F, TCU

PRESEASON MWC MEDIA POLL

- School (First-place votes) Points
- UNLV (16)-206
 - BYU (5)-181
 - San Diego State (3)-170
 - Utah-148
 - New Mexico-132
 - Wyoming-75
 - Air Force-66
 - Colorado State-53
 - TCU-49

Preseason All-MWC

Lee Cumnard, Sr., G, BYU
 Lorenzo Wade, Sr., F, San Diego State
 Wink Adams, Sr., G, UNLV
 Luke Nevill, Sr., C, Utah
 Brandon Ewing, Sr., G, Wyoming

Preseason Co-Players of the Year

Lee Cumnard, Sr., G, BYU
 Wink Adams, Sr., G, UNLV

Preseason Newcomer of the Year

Tre Von Willis, So., G, UNLV

Preseason Freshman of the Year

Phillip McDonald, G, New Mexico

IN THE NINE YEARS OF THE MWC ...

— BYU has had seven 20-win seasons, leading all MWC schools. Utah has had five, UNLV five, San Diego State four and Air Force, Wyoming and New Mexico three.
 — BYU has had the league's top RPI three times, been second three times and third on three occasions. The Cougars were second last year (25) behind UNLV (24).
 — BYU regularly plays one of the toughest schedules in the MWC. Last year, BYU's schedule was rated third behind UNLV and Utah.
 — BYU has the most overall wins (189).
 — BYU is also has the most conference wins (87).
 — BYU is tied for the most MWC regular-season titles (four) with Utah.
 — BYU is one of six MWC teams to win the MWC Tournament title.

MWC 10TH ANNIVERSARY TEAM

Player	Position	School	Years Played in MWC	All-Conference
Lee Cumnard	Guard/Forward	BYU	2005-Present	2007-08
Jason Smith	Forward	Colorado St.	2004-07	2005-06, 2006-07
Ruben Douglas	Guard	New Mexico	2000-03	2001-02, 2002-03
Danny Granger	Forward	New Mexico	2003-05	2003-04, 2004-05
Brandon Heath	Guard	San Diego St.	2003-07	2005-06, 2006-07
Wink Adams	Guard	UNLV	2005-Present	2007-08
Marcus Banks	Guard	UNLV	2001-03	2002-03
Andrew Bogut	Center	Utah	2003-05	2004-05
Marcus Bailey	Forward	Wyoming	1999-03	2000-01, 2001-02
Josh Davis	Forward/Center	Wyoming	1999-02	1999-00, 2000-01

MWC TELECONFERENCE

The Mountain West Conference hosts weekly media teleconferences with each MWC head coach. The briefings are conducted on selected Mondays from the league headquarters in Colorado Springs, Colo., and are available to local and national media. Contact the Mountain West Media Relations Office at (719) 488-4040 for details on participating in the teleconference.

MWC Teleconference Schedule (MT)

10:00 a.m.	Moderator opens call
10:02 a.m.	Steve Fisher, San Diego State
10:10 a.m.	Dave Rose, BYU
10:18 a.m.	Jeff Reynolds, Air Force
10:26 a.m.	Steve Alford, New Mexico
10:34 a.m.	Jim Christian, TCU
10:42 a.m.	Lon Kruger, UNLV
10:50 a.m.	Jim Boylen, Utah
10:58 a.m.	Tim Miles, Colorado State
11:06 a.m.	Heath Schroyer, Wyoming

Teleconferences will be held on Mondays, Jan. 5 through March 9.

BYU IN THE MWC/NCAA STATISTICAL RATINGS

TEAM	ALL	CONF	INDIVIDUAL	TOP BYU PLAYER - ALL	TOP BYU PLAYER - CONF.
MWC STATS			MWC		
Scoring Offense	1st	1st	Scoring	Lee Cumnard - 3rd	Lee Cumnard - 4th
Scoring Defense	5th	3rd	Rebounding	Jonathan Tavemari - 4th	Lee Cumnard - 4th
Scoring Margin	1st	1st	FG Percentage	Chris Miles - 1st	Lee Cumnard - 1st
FT Percentage	4th	9th	Assists	Jimmer Fredette - 2nd	Jimmer Fredette - T5th
FG Percentage	1st	1st	FT Percentage	Lee Cumnard - 5th	None
FG Percentage Defense	4th	1st	Steals	Jonathan Tavemari - 2nd	Emery, Miles, Fredette - T2nd
3FG Percentage	2nd	1st	3FG Percentage	Jonathan Tavemari - 9th	Lee Cumnard - 1st
3FG Percentage Defense	1st	1st	3FG Made/Game	Jonathan Tavemari - 2nd	Four players - T10th
Rebounding Average	2nd	1st	Blocked Shots	Lee Cumnard - 8th	Chris Miles - T2nd
Rebounds Allowed	5th	T3rd	Assist/TO Ratio	Jackson Emery - 1st	Emery - T2nd
Rebounding Margin	1st	3rd	Offensive Rebounds	None	Morgan, Jr., Cumnard - T2nd
Blocked Shots	5th	3rd	Defensive Rebounds	Jonathan Tavemari - 2nd	Lee Cumnard - 8th
Assists	1st	T2nd			
Steals	2nd	1st	MWC TEAM HIGHS	BYU RANK	ACTUAL
Turnover Margin	3rd	T1st	Field Goals Made	T3rd	36 at Colorado State
Assist/Turnover Ratio	1st	5th	Field Goal Attempts	1st	77 vs. Wake Forest
Offensive Rebounds	7th	4th	Fouls	1st	28 vs. Wake Forest
Defensive Rebounds	2nd	2nd			
3-FG Made/Game	2nd	T2nd	MWC PLAYER HIGHS	BYU PLAYER - RANK	ACTUAL
			Points	Lee Cumnard - 1st	36 vs. Long Beach State
			Field Goals Made	Lee Cumnard - 1st	13 vs. LBSU, Cal Poly
				Chris Miles - T3rd	12 vs. Cal Poly
				Lee Cumnard - T3rd	12 at Weber State
			Field Goal Attempts	Jonathan Tavemari - T1st	21 vs. LBSU
			Field Goal %	Lee Cumnard - 1st	.923 (12-13) at WSU
			3-Point FG Attempts	Jonathan Tavemari - T2nd	13 vs. Wake Forest
			Steals	Jackson Emery - T2nd	5 vs. Utah State
			Blocks	James Anderson - T3rd	5 vs. Boise State
			NCAA (THRU 1/8/09)	BYU PLAYER - RANK	ACTUAL
			Points Per Game	Jonathan Tavemari - 59th	18.5
			Field Goal %	Lee Cumnard - 48th	55.4
			3-Point FG/Game	Jonathan Tavemari - 63rd	2.8
			Asst/Turnover Ratio	Jackson Emery - 20th	2.56



2008-09 BYU NUMERICAL ROSTER

NO.	NAME	POS.	HT.	WT.	YR.	EXP.	HOMETOWN (PREVIOUS SCHOOL)
1	Charles Abouo	G/F	6-5	210	Fr.	HS	Abidjan, Cote d'Ivoire (Brewster Academy)
2	Lamont Morgan, Jr.	G	5-10	170	Jr.	TR-RS	Pomona, Calif. (Saddleback CC)
4	Jackson Emery	G	6-3	185	So.	1L	Alpine, Utah (Lone Peak HS)
5	Archie Rose	G	6-5	210	Sr.	1L	Nassau, Bahamas (Lee College)
10	Michael Loyd, Jr.	G	6-1	170	So.	1L	Las Vegas, Nev. (Palo Verde HS)
15	James Anderson	F/C	6-10	230	Fr.	RS	Page, Ariz. (Page HS)
20	Matt Pinegar	G	6-0	190	Fr.	RS	Provo, Utah (Timpview HS)
30	Lee Cummard	G	6-7	190	Sr.	3L	Mesa, Ariz. (Mesa HS)
32	Jimmer Fredette	G	6-2	195	So.	1L	Glens Falls, N.Y. (Glens Falls HS)
34	Noah Hartsock	F	6-8	215	Fr.	HS	Bartlesville, Okla. (Bartlesville HS)
35	Michael Boswell	F	6-9	215	Fr.	HS	Aloha, Ore. (Aloha HS)
45	Jonathan Tavernari	F	6-6	215	Jr.	2L	Sao Bernardo, Brazil (Bishop Gorman HS)
53	Gavin MacGregor	F/C	6-10	240	Sr.	1L	Ridgecrest, Calif. (Burroughs HS)
54	Chris Miles	F/C	6-11	235	Jr.	2L	Provo, Utah (Timpview HS)

Head Coach: Dave Rose, 4th year (Houston, 1983)

Associate Head Coach: Dave Rice (UNLV, 1991)

Assistant Coaches: John Wardenburg (BYU, 1986); Terry Nashif (BYU, 2005)

Director of Basketball Operations: Tim LaComb (Utah, 2006)

Team Trainer: Robert Ramos (BYU, 1995)

PRONUNCIATION GUIDE

CHARLES ABOUO
a-BOO-oh

LEE CUMMARD
cuh-MAHRD

JIMMER FREDETTE
Frah-debt

JONATHAN TAVERNARI
tah-ver-NAHR-ee

TERRY NASHIF
NASH-if

ROBERT RAMOS
RAY-mus

2008-09 SEASON / CAREER HIGHS

#	PLAYER	POINTS	REBOUNDS	ASSISTS
1	ABOUO, Charles Career:	10 vs. Wake Forest same	6 at Tulsa same	2 vs. Rice same
2	MORGAN, JR., Lamont Career:	12 vs. Western Oregon same	4 at Wake Forest same	4 vs. Rice same
4	EMERY, Jackson Career:	15 at Idaho State same	6 vs. Utah State, at Tulsa 6, 4 times, last at Tulsa (08-09)	9 vs. Pepperdine same
5	ROSE, Archie Career:	11 vs. Western Oregon same	6 at Weber State same	1 vs. Boise State 2 at Long Beach State (07-08)
15	ANDERSON, James Career:	10 vs. Boise State same	7 vs. Boise State same	2 vs. Boise State same
20	PINEGAR, Matthew Career:	2 vs. North Florida same	2 vs. North Florida same	1 vs. North Florida, vs. Western Oregon same
30	CUMMARD, Lee Career:	36 vs. Long Beach State same	12 vs. North Florida 13 at UNLV (MWC Finals) (06-07)	6 vs. Utah State, vs. Arizona State 8 vs. Lamar, SUU (07-08)
32	FREDETTE, Jimmer Career:	23 vs. Boise State, vs. Wake Forest same	4 vs. Rice, at ISU 5 vs. Texas A&M-NCAA (07-08)	9 vs. Wake Forest same
34	HARTSOCK, Noah Career:	7 vs. Western Oregon same	5 vs. Rice same	2 vs. Cal Poly same
45	TAVERNARI, Jonathan Career:	25 vs. North Florida, vs. Portland 29 vs. No. 6 Louisville (07-08)	10 vs. Pepperdine, Cal Poly, at Tulsa 10, 5 times, last at Tulsa (08-09)	6 at Weber State same
53	MacGREGOR, Gavin Career:	8 at Colorado State same	5 vs. Wake Forest same	1 vs. Rice, vs. Utah State 1 three times, last vs. Utah State (08-09)
54	MILES, Chris Career:	24 vs. Cal Poly same	7 at Tulsa 7 at CSU (04-05), at Tulsa (08-09)	4 vs. Portland 4, twice, last vs. Portland (08-09)





Since becoming head coach of the BYU Men's Basketball program on April 11, 2005, Dave Rose has guided the Cougars to an impressive array of on-the-court awards and accolades while his unassuming approach to service and the community has been recognized at the top of his profession.

Cougar fans have had plenty to "Rise and Shout" about with Rose at the helm. He has produced a three-year resume that is nearly unmatched. In fact, only eight other coaches have ever won more games in their first three seasons at the Division I level. Rose has returned BYU to the national stage with back-to-back appearances in the top-25 polls

and back-to-back NCAA Tournament berths. Under his tutelage, Rose's teams have not only broken into the top-25 rankings but also achieved the MWC's first-ever two-time outright league championships. Rose is the only BYU men's basketball coach to win conference coach-of-the-year honors in back-to-back seasons. He has also received district coach of the year accolades and honorable mention for national coach of the year. Another evidence of Rose's commitment to excellence is that his basketball program ranks in the top 10 percent nationally in multi-year NCAA Academic Progress Rate scores. As a result, the NCAA has honored BYU with Public Recognition awards in each of the past two seasons for their high academic achievement.

Rose first came to BYU as an assistant in 1997 to help newly hired head coach Steve Cleveland rebuild the Cougar program. Rose served eight seasons with Cleveland, including the last five as Associate Head Coach, before being promoted to BYU's head job. Rose played a vital role in rebuilding BYU's program from an inherited 1-25 team into a regular NCAA Tournament participant and 20-game winner. BYU has qualified for postseason play in eight of the past nine seasons, including five NCAA bids, while claiming four MWC titles. A strong evaluator of talent with a vast network of coaching connections across the country, Rose has a proven record as a top recruiter. He has been recognized as one of college basketball's top-25 recruiters as BYU has had multiple top-20 recruiting classes with Rose overseeing or coordinating its efforts. Ten recruits have earned conference newcomer honors or a major league award in their first season as a Cougar in the 11 years Rose has been in Provo.

- Jonathan Tavernari (2006-07 MWC Freshman of the Year)
- Trent Plaisted (2005-06 MWC Freshman of the Year, 2nd-team All-MWC)
- Mike Hall (2003-04 MWC Defensive Player of the Year, 3rd-team All-MWC)
- Rafael Araujo (2002-03 Newcomer of the Year, MWC media poll, 3rd-team All-MWC)
- Jared Jensen (2001-02 MWC Co-Freshman of the Year)
- Trent Whiting (2000-01 MWC Newcomer Team, 2nd-team All-MWC)
- Terrell Lyday (1999-2000 MWC Newcomer of the Year, All-Tournament Team)
- Mark Bigelow (1998-99 WAC Freshman of the Year, Newcomer Team, 2nd-team All-WAC)
- Mekeli Wesley (1997-98 WAC Newcomer Team)
- Ron Selleaze (1997-98 WAC Newcomer of the Year, Newcomer Team, 2nd-team All-WAC)

With 25 years of coaching experience, including 13 seasons as a head coach at the Division I, junior college, and high school levels, Rose has a proven record of constant success. Prior to coming to BYU as an assistant in 1997, Rose compiled a 167-57 record at Dixie State College (St. George, Utah). Before being promoted to the head coaching position at Dixie, Rose served as a Rebel assistant coach under Ken Wagner for three seasons. Rose coached multiple sports at Millard and Pine View high schools in Utah before joining the staff at Dixie.

Rose excelled in both baseball and basketball as a two-sport athlete at Dixie State College in St. George, Utah, before serving a full-time mission for The Church of Jesus Christ of Latter-day Saints in Manchester, England, from 1977-79. Upon returning home, he transferred to the University of Houston where he completed his degree and was a shooting guard and co-captain of the famous "Phi Slamma Jamma" team featuring Hakeem Olajuwon and Clyde Drexler. In 1983 his Houston team was ranked No. 1 nationally and finished as the national runner-up.

A native of Houston, Texas, Rose and his wife Cheryl have three children and two grandchildren. Currently the Honorary Chairman of the Children with Cancer Christmas Foundation, Rose works with his wife, Cheryl, and the team to annually serve and comfort local families who endure the challenges of raising a child who has cancer. Dave

and Cheryl are also actively involved in a variety of other service and community initiatives. In 2008, Rose was honored by the National Association of Basketball Coaches with its Game Pillar Award for Service, one of only four Pillar Awards (Education, Leadership, Service and Advocacy) that the Association annually bestows on the most deserving among its vast membership. In 2008, Rose also became the 63rd recipient of the Dale Rex Memorial Award given annually to the person who has done the most for amateur athletics in the state of Utah.

COMMENTING ON ROSE

"Dave Rose is one of the best coaches I have ever known. He is not only the best at preparing you to succeed against your opponent by preparing game plans but also the greatest motivator I have ever been around. He has a special way to communicate with the players and instill confidence that enables you to play at the highest level every game. When my career at BYU came to an end, he continued to help me choose an agent, go to NBA camps and NBA workouts and begin my professional career. He never stopped supporting and believing in me. I will always be grateful for what he has done for me and continues to do for me now."

– Travis Hansen, Former BYU Cougar and Atlanta Hawk, playing professionally in Russia

"I have never been around a coach who had a feel for what makes each player tick like Coach Rose. The game plans he prepared were usually right on, and if we executed them we won the game. He is a coach that you not only want to play for but also would sacrifice almost anything for. He has been one of the most influential people in my basketball career, and I will forever benefit from his lessons on basketball and life. I've never seen any other coach like him."

– Mark Bigelow, Former BYU Cougar, playing professionally in Spain

"Dave Rose has done an outstanding job of establishing BYU as one of the premier programs in the Western United States. He's an outstanding teacher of the game, and equally important, is an outstanding person who demands the most out of his players both on and off the court. He's a credit to the coaching profession, and BYU is very fortunate to have him as its coach."

– UCLA Head Coach Ben Howland

"I'm impressed with the preparation of BYU and the poise they demonstrate. That's definitely a credit to Dave Rose and his coaching staff. Rose looks young, but he's got a lot of experience. He's done a nice job as a head coach ... He has experience at the highest levels of college basketball, both as a player and a coach."

– ESPN Game Analyst Steve Lavin

WORTH NOTING

- Dave Rose has a .748 winning percentage as a college head coach (252-85), including an 13-2 (.867) record this season, a 27-8 (.771) mark last year and a 167-57 (.746) record in seven seasons at Dixie State College.
- Dave Rose was named the Mountain West Conference Coach of the Year each of his first two seasons, becoming the first-ever BYU men's basketball coach to win back-to-back league coach-of-the-year honors.
- BYU was the second-most improved team in the nation in 2005-06 under Rose and his coaching staff in their first season.
- The BYU coaching staff has more than 60 years of combined coaching experience.
- The BYU coaching staff has playing experience in NCAA Final Fours, including a National Championship.
- The BYU coaching staff has played with or coached 27 NBA players.

ROSE DIVISION I COACHING LEDGER

School	Season	Overall	MWC	MWC Tourney	NCAA/NIT
BYU	2005-06	20-9	12-4	0-1	0-1 NIT
BYU	2006-07	25-9	13-3	2-1	0-1 NCAA
BYU	2007-08	27-8	14-2	2-1	0-1 NCAA
BYU	2008-09	13-2	1-0	0-0	-
DIVISION I TOTAL		85-28 (.752)	40-9 (.816)	4-3 (.571)	0-3





CHARLES ABOUO
 6-5 • 210 • freshman • guard/forward
 Abidjan, Cote D'Ivoire

LAST OUTING: Scored eight points on 3-of-5 shooting, including 2-of-3 on threes, at Colorado State ... added four rebounds against the Rams.

TRACKING ABOUO IN 2008-09: Scored eight points on 3-of-5 shooting, including 2-of-3 on threes, at Colorado State ... added four rebounds against the Rams ... posted four points, four rebounds, one steal and one assist against Western Oregon ... set a new career high with 10 points against Wake Forest ... hit 3-of-8 from the field and 3-of-3 from the free throw line ... added five rebounds and one assist against the Demon Deacons ... at Tulsa totaled one point, a career-high six rebounds, one assist and one steal ... totaled two rebounds, one assist and one steal against Arizona State ... had three points and one steal in 19 minutes against Boise State ... scored two points and had one assist and one steal at Weber State ... scored three points on 3-of-4 shooting from the line and grabbed three rebounds at Idaho State ... had three points and tied his career high with four rebounds against Cal Poly ... tied his career high of nine points against Rice ... added two rebounds and a career-high two assists ... tied his career high with nine points on 4-of-6 shooting from the field against North Florida ... added a career-best four rebounds, one assist and one steal ... scored nine points while hitting one three and 6-for-6 from the free throw line at Pepperdine ... also grabbed two rebounds ... played eight minutes against Long Beach State ... grabbed two rebounds.

PLAYER SUMMARY: A versatile player, Abouo was the Utah 3A Player of the Year in 2007 out of Logan High School before playing for Brewster Academy last season, where he helped his team earn a 31-4 record. He is a good defender with a solid mid-range game and the ability to drive to the hoop or pull up and hit the three. His length and athleticism should make him a contributor for the Cougars this season.

PERSONAL: Parents are Ernest and Yvonne Abouo ... enjoys cooking, drawing, playing soccer, eating, sleeping and watching movies ... favorite food is his Mom's African cooking ... favorite book is Into Thin Air and favorite movie is Blue Streak ... played for the Utah Pump and Run AAU team with former BYU players Chris Collinsworth and Nick Marineau (both played in 2007-08 and are now serving two-year missions) ... also recruited by San Diego State, Wichita State, Utah State, Loyola, Montana, Tulsa and VCU ... open major:

Charles Abouo – 2008-09 Game-by-Game

Opponent	Date	GS	Min	TOTAL			3-PTS			REBOUNDS			PF	FO	A	TO	Blk	Stl	Pts	Avg					
				FG	FGA	Pct	3FG	FGA	Pct	FT	FTA	Pct									Off	Def	Tot		
LONG BEACH STATE	11/14/08		8	0	0	.000	0	0	.000	0	0	.000	0	2	2	2.0	0	0	0	0	0.0				
at Pepperdine	11/18/08		13	1	2	.500	1	1	1.000	6	6	1.000	0	2	2	2.0	1	0	1	0	9.45				
NORTH FLORIDA	11/20/08		19	4	6	.667	0	0	.000	1	2	.500	0	4	4	2.7	1	0	1	0	9.60				
RICE	11/21/08		21	2	6	.333	1	2	.500	4	4	1.000	0	2	2	2.5	1	0	2	1	9.68				
CAL POLY	11/22/08		15	1	2	.500	0	1	.000	1	1	1.000	1	3	4	2.8	0	1	1	0	3.60				
at Idaho State	11-29-08		9	0	0	.000	0	0	.000	3	4	.750	0	3	3	2.8	0	0	1	0	3.55				
at Weber State	12-03-08		9	1	4	.250	0	2	.000	0	0	.000	2	0	2	2.7	0	1	1	0	2.50				
vs Utah State	12/06/08		3	0	1	.000	0	0	.000	0	0	.000	0	0	0	2.4	0	0	1	1	0.44				
BOISE STATE	12/10/08		19	1	2	.500	0	1	.000	1	4	.250	0	0	0	2.1	0	0	2	0	3.42				
PORTLAND PILOTS	12/13/08		9	0	0	.000	0	0	.000	1	2	.500	0	0	0	1.9	2	0	0	1	3.9				
vs Arizona State	12-20-08		11	0	0	.000	0	0	.000	0	0	.000	1	1	2	1.9	4	0	1	0	3.5				
at Tulsa	12/30/08		25	0	1	.000	0	0	.000	1	2	.500	1	5	6	2.3	1	0	1	2	3.33				
WAKE FOREST	1/3/09		23	3	8	.375	1	2	.500	3	3	1.000	1	4	5	2.5	5	1	1	1	10.38				
WESTERN OREGON	1/6/09		19	2	6	.333	0	1	.000	0	0	.000	0	4	4	2.6	0	0	1	1	4.39				
at Colorado State	1/10/09		20	3	5	.600	2	3	.667	0	0	.000	1	3	4	2.7	1	0	0	2	8.41				
Totals			0	223	18	43	.419	5	13	.385	21	28	.750	7	33	40	2.7	16	1	10	14	2	5	62	4.1

Games played: 15
 Minutes/game: 14.9
 Points/game: 4.1
 FG Pct: 41.9
 3FG Pct: 38.5
 FT Pct: 75.0

Rebounds/game: 2.7
 Assists/game: 0.7
 Turnovers/game: 0.9
 Assist/turnover ratio: 0.7
 Steals/game: 0.3
 Blocks/game: 0.1

CAREER HIGHS:

POINTS: 10 vs. Wake Forest (2009)
 FG MADE: 4 vs. UNF (2008)
 FG ATT: 8 vs. Wake Forest (2009)
 FG %: .667 (4-6) vs. UNF (2008)
 3FG MADE: 2 at CSU (2009)
 3FG ATT: 3 at CSU (2009)
 3FG %: .667 (2-3) at CSU (2009)
 FT MADE: 6 at Pepperdine (2008)
 FT ATT: 6 at Pepperdine (2008)
 FT %: 1.000 (6/6) at Pepperdine (2008)
 REB: 6 vs. Tulsa (2008)
 ASSISTS: 2 vs. Rice (2008)
 BLOCKS: 1 at Pepperdine (2008), vs. Utah State
 STEALS: 1 vs. UNF (2008), vs. WOU (2009)
 MINUTES: 25 vs. Tulsa (2008)

SEASON-HIGH POINTS:

First Half: 6 vs. Wake Forest
 Second Half: 9 at Pepperdine, vs. UNF
 Game: 10 vs. Wake Forest
Percentage Minimums – 4 FG, 2 3FG, 3 FT Made



LAMONT MORGAN, JR.

5-10 • 170 • junior • guard
Pomona, Calif.

LAST OUTING: Hit 5-of-8 from the field for 11 points at Colorado State, his second-straight game in double figures ... added three rebounds, three assists and one steal against the Rams.

TRACKING MORGAN, JR. IN 2008-09: Hit 5-of-8 from the field for 11 points at Colorado State, his second-straight game in double figures ... added three rebounds, three assists and one steal against the Rams ... posted a career high of 12 points against Western Oregon on a career-best 4-of-5 (.800) shooting from the field ... hit 2-of-2 from downtown ... added one rebound, three assists and one steal ... set a new career high with four rebounds to go with two steals against Wake Forest ... hit 3-for-3 from the field, including 2-of-2 from downtown, against Boise State for eight points ... added two rebounds, two assists and one steal against the Broncos ... scored nine points and hit 4-of-4 from the line at Weber State ... also had two rebounds, one assist and a steal against the Wildcats ... had two points, three rebounds and one assist at Idaho State ... had three points, one rebound, one steal and one assist against Cal Poly ... scored a career-best 10 points on 3-of-5 shooting from the field and 2-of-2 shooting from downtown against Rice ... added career highs of four assists and two steals ... scored four points — a career high — and had two assists and one steal against Long Beach State ... had three rebounds, two assists and one steal off the bench at Pepperdine. ... started and played 24 minutes against Long Beach State ... tallied three rebounds, two assists and on steal.

PLAYER SUMMARY: Described as a lightning quick point guard, junior Lamont Morgan, Jr. is expected to immediately contribute after transferring from Saddleback Community College in Mission Viejo, Calif. A highly successful junior college program, SCC advanced to the state semifinal game in 2007 behind the play of Morgan, who started every game at the point and averaged 4.4 assists per contest. In addition to his ball-handling abilities, Morgan will also be counted on for his leadership and court vision.

PERSONAL: Has one brother and one sister ... enjoys listening to music, dancing, hanging out with his brothers and writing poetry ... favorite actor is Denzel Washington ... favorite movie is Love and Basketball ... favorite food is soul food ... sports heroes are Michael Jordan and Kobe Bryant and non-sports hero is his Mom ... leisure services major.

Lamont Morgan, Jr. – 2008-09 Game-by-Game

Opponent	Date	GS	Min	TOTAL			3PTS			REBOUNDS			PF	FO	A	TO	Blk	Stl	Pts	Avg				
				FG	FGA	Pct	3FG	3FGA	Pct	FT	FTA	Pct									Off	Def	Tot	
LONG BEACH STATE	11/14/08	*	24	0	3	.000	0	3	.000	0	0	.000	1	2	3	3.0	0	0	2	1	0	1	0	0.0
at Pepperdine	11/18/08		19	0	2	.000	0	1	.000	0	0	.000	0	3	3	3.0	4	0	2	0	0	1	0	0.0
NORTH FLORIDA	11/20/08		22	1	5	.200	0	3	.000	2	3	.667	0	1	1	2.3	3	0	2	4	0	0	4	1.3
RICE	11/21/08		24	3	5	.600	2	2	1.000	2	3	.667	0	0	0	1.8	0	0	4	4	0	2	10	3.5
CAL POLY	11/22/08		14	1	3	.333	0	0	.000	1	1	1.000	0	1	1	1.6	1	0	1	3	0	1	3	3.4
at Idaho State	11-29-08		14	0	0	.000	0	0	.000	2	4	.500	1	2	3	1.8	3	0	1	1	0	0	2	3.2
at Weber State	12-03-08		27	2	7	.286	1	3	.333	4	4	1.000	1	1	2	1.9	1	0	1	1	0	1	9	4.0
vs Utah State	12/06/08		18	0	2	.000	0	0	.000	0	0	.000	0	1	1	1.8	0	0	1	0	0	0	0	3.5
BOISE STATE	12/10/08		18	3	3	1.000	2	2	1.000	0	2	.000	0	2	2	1.8	0	0	2	4	0	1	8	4.0
PORTLAND PILOTS	12/13/08		19	3	4	.750	1	1	1.000	0	0	.000	0	1	1	1.7	1	0	1	1	0	0	7	4.3
vs Arizona State	12-20-08		10	0	0	.000	0	0	.000	0	0	.000	0	2	2	1.7	1	0	0	3	0	1	0	3.9
at Tulsa	12/30/08		9	1	1	1.000	0	0	.000	0	0	.000	0	1	1	1.7	0	0	0	2	0	0	2	3.8
WAKE FOREST	1/3/09		6	0	0	.000	0	0	.000	0	0	.000	0	4	4	1.8	1	0	2	2	0	0	0	3.5
WESTERN OREGON	1/6/09		22	4	5	.800	2	2	1.000	2	4	.500	0	1	1	1.8	1	0	3	1	0	1	12	4.1
at Colorado State	1/10/09		23	5	8	.625	1	2	.500	0	0	.000	3	0	3	1.9	3	0	3	2	0	1	11	4.5
Totals			1 269	23	48	.479	9	19	.474	13	21	.619	6	22	28	1.9	19	0	24	30	0	10	68	4.5

Games played: 15
Minutes/game: 17.9
Points/game: 4.5
FG Pct: 47.9
3FG Pct: 47.4
FT Pct: 61.9

Rebounds/game: 1.9
Assists/game: 1.6
Turnovers/game: 2.0
Assist/turnover ratio: 0.8
Steals/game: 0.7

CAREER HIGHS:

POINTS: 12 vs. WOU (2009)
FG MADE: 5 at CSU (2009)
FG ATT: 8 at CSU (2009)
FG %: .800 (4-5) vs. WOU (2009)
3FG MADE: 2 vs. Rice (2008), vs. Boise State (2008), vs. WOU (2009)
3FG ATT: 3 vs. LBSU (2008), vs. UNF (2008), at Weber State (2008)
3FG %: 1.000 (2/2) vs. Rice, vs. Boise State (2008), vs. WOU (2009)
FT MADE: 4 at Weber State (2008)
FT ATT: 4 at Weber State (2008), vs. WOU (2009)
FT %: 1.000 (4/4) at Weber State (2008)
REB: 4 vs. Wake Forest (2009)
ASSISTS: 4 vs. Rice (2008)
BLOCKS: -
STEALS: 2 vs. Rice (2008)
MINUTES: 27 at Weber State (2008)

SEASON-HIGH POINTS:

First Half: 9 at Colorado State
Second Half: 5 vs. Western Oregon
Game: 12 vs. Western Oregon
Percentage Minimums -
4 FG, 2 3FG, 3 FT Made



JACKSON EMERY
 6-3 • 185 • sophomore • guard
 Alpine, Utah

LAST OUTING: Hit 3-of-5 from the field and 2-of-4 from downtown for eight points at Colorado State ... added three rebounds, three assists, one block and two steals against the Rams.

TRACKING EMERY IN 2008-09: Hit 3-of-5 from the field and 2-of-4 from downtown for eight points at Colorado State ... added three rebounds, three assists, one block and two steals against the Rams ... posted five rebounds and three assists against Western Oregon ... hit 1-of-2 from the line against the Wolves ... had his fourth double figure game of the season with 13 points against Wake Forest ... hit a three for the 11th-straight game ... added five rebounds, three assists and two steals against the Demon Deacons ... scored five points and tied a career high with six rebounds at Tulsa ... hit a three for the 10th-straight game ... totaled five points, three rebounds, three assists and two steals against Arizona State ... scored 10 points on 3-of-5 shooting and had five rebounds, four assists and one block against Portland ... hit 2-of-3 from downtown and 2-of-2 from the free throw line against the Pilots ... has hit at least one three in the last eight games ... scored 14 points on 5-of-7 shooting from the field, 2-of-4 shooting from downtown and 2-of-2 shooting from the free throw line against Boise State ... added two rebounds, two assists and two steals against the Broncos ... against Utah State at Energy Solutions Arena scored nine points, tied his career highs with six rebounds and one block and set a new career high with five steals ... also set career highs in minutes played, free throws made (4) and free throws attempted (8) ... hit 2-of-3 from downtown at Weber State for six points ... added two rebounds, two assists and two steals against the Wildcats ... against Idaho State scored a career-high

15 points on 6-of-9 shooting from the field and 2-of-4 shooting from three-point range ... added four rebounds, two assists and a career-high three steals ... had nine points, three rebounds, three assists, one steal and one block against Cal Poly ... hit 3-of-3 from the field ... scored eight points on 3-of-4 shooting, including 2-of-3 on threes, against Rice ... added five rebounds and three assists ... scored eight points and handed out five assists in 23 minutes against North Florida ... scored nine points and dished out a career-best nine assists at Pepperdine ... added two steals and two rebounds while hitting 3-of-5 from the field and from the free throw line ... scored three points to go with five rebounds and three assists against Long Beach State ... completed a three-point play with 12:12 remaining in the second half to give BYU a 43-42 lead.

PLAYER SUMMARY: Known for his competitiveness and clutch play, Jackson Emery is a quick player and solid defender with outstanding leaping ability. A good shooter from long range, he also has the athleticism and creativity to convert inside when going to the basket. He has the ability to contribute in his first season after being named the top player in Class 4A from the state of Utah in 2005.

PERSONAL: Born in June 1987 in Salt Lake City, Utah ... parents are Derek and Patti Emery ... has two brothers, Nick and Alex, and one sister, Annie ... married Cheresee Creer in fall 2008 ... sports hero Michael Jordan ... began playing basketball with his dad as a child ... enjoys March Madness and reading Harry Potter ... recruited by Utah, Princeton, Air Force, Utah State, Weber State, Snow College, Westminster, UVSC and Dixie State College ... undecided major.

EMERY VS. TCU

TEAM	GP	GS	MIN	AVG	FG	FGA	PCT	3FG	FGA	PCT	FT	FTA	PCT	OFF	DEF	TOT	AVG	PF	FO	A	TO	BLK	STL	PTS	AVG	WL
TCU	2	1	23	11.5	0	2	.000	0	1	.000	1	2	.500	1	2	3	1.5	5	0	0	2	0	2	1	0.5	2-0

Jackson Emery – 2008-09 Game-by-Game

Opponent	Date	GS	Min	TOTAL			3PTS			REBOUNDS			PF	FO	A	TO	Blk	Stl	Pts	Avg					
				FG	FGA	Pct	3FG	FGA	Pct	FT	FTA	Pct									Off	Def	Tot		
LONG BEACH STATE	11/14/08	*	33	1	5	.200	0	3	.000	1	1	1.000	0	5	5	5.0	1	0	3	2	0	3	3.0		
at Pepperdine	11/18/08	*	27	3	5	.600	0	2	.000	3	5	.600	0	2	2	3.5	2	0	9	4	0	2	9	6.0	
NORTH FLORIDA	11/20/08	*	23	3	4	.750	2	3	.667	0	0	.000	0	1	1	2.7	0	0	5	1	0	0	8	6.7	
RICE	11/21/08	*	25	3	4	.750	2	3	.667	0	0	.000	0	5	5	3.3	2	0	3	0	0	0	8	7.0	
CAL POLY	11/22/08	*	33	3	3	1.000	1	1	1.000	2	2	1.000	0	3	3	3.2	3	0	3	1	1	1	9	7.4	
at Idaho State	11-29-08	*	31	6	9	.667	2	4	.500	1	1	1.000	0	4	4	3.3	5	1	2	2	0	3	15	8.7	
at Weber State	12-03-08	*	19	2	3	.667	2	3	.667	0	0	.000	0	2	2	3.1	3	0	2	0	0	2	6	8.3	
vs Utah State	12/06/08	*	37	2	5	.400	1	2	.500	4	8	.500	1	5	6	3.5	1	0	3	0	1	5	9	8.4	
BOISE STATE	12/10/08	*	21	5	7	.714	2	4	.500	2	2	1.000	0	2	2	3.3	2	0	2	1	0	2	14	9.0	
PORTLAND PILOTS	12/13/08	*	32	3	5	.600	2	3	.667	2	2	1.000	0	5	5	3.5	4	0	4	3	1	0	10	9.1	
vs Arizona State	12-20-08	*	31	2	8	.250	1	6	.167	0	0	.000	0	3	3	3.5	5	1	3	0	0	2	5	8.7	
at Tulsa	12/30/08	*	19	2	5	.400	1	3	.333	0	0	.000	0	6	6	3.7	0	0	1	0	1	0	5	8.4	
WAKE FOREST	1/3/09	*	26	4	10	.400	2	7	.286	3	4	.750	4	1	5	3.8	4	0	3	2	0	2	13	8.8	
WESTERN OREGON	1/6/09	*	25	0	2	.000	0	0	.000	1	2	.500	1	4	5	3.9	2	0	3	2	0	0	1	8.2	
at Colorado State	1/10/09	*	20	3	5	.600	2	4	.500	0	0	.000	0	3	3	3.8	2	0	3	1	1	2	8	8.2	
Totals			15	402	42	80	.525	20	48	.417	19	27	.704	6	51	57	3.8	36	2	49	19	5	21	123	8.2

Games played: 15
 Minutes/game: 26.8
 Points/game: 8.2
 FG Pct: 52.5
 3FG Pct: 41.7
 FT Pct: 70.4

Rebounds/game: 3.8
 Assists/game: 3.3
 Turnovers/game: 1.3
 Assist/turnover ratio: 2.6
 Steals/game: 1.4
 Blocks/game: 0.3

CAREER HIGHS:

POINTS: 15 at ISU (2008)
 FG MADE: 6 at ISU (2008)
 FG ATT: 9 at ISU (2008)
 FG %: .750 (3-4) vs. UNF (2008), vs. Rice
 3FG MADE: 3 at Wyoming (2006)
 3FG ATT: 6 vs. Arizona State (2008)
 3FG %: 1.000 (2-2) vs. NKU (2006)
 FT MADE: 4 vs. Utah State (2008)
 FT ATT: 8 vs. Utah State (2008)
 FT %: .600 (3-5) at Pepperdine (2008)
 REB: 6 vs. NKU (2006), vs. Utah State (2008)
 ASSISTS: 9 at Pepperdine
 BLOCKS: 1 (12 times) last at Colorado State (2009)
 STEALS: 5 vs. Utah State (2008)
 MINUTES: 37 vs. Utah State (2008)

SEASON-HIGH POINTS:

First Half: 8 vs. Rice, vs. Portland
 Second Half: 10 vs. Boise State
 Game: 15 at ISU

Percentage Minimums -
 4 FG, 2 3FG, 3 FT Made

EMERY YEAR-BY-YEAR BYU STATS

YEAR	GP	GS	MIN	AVG	FG	FGA	PCT	3FG	FGA	PCT	FT	FTA	PCT	OFF	DEF	TOT	AVG	PF	FO	A	AVG	TO	BLK	STL	PTS	AVG
2005-06	29	6	279	9.6	28	70	.400	13	43	.302	10	13	.769	14	27	41	1.5	38	1	19	0.7	19	7	10	79	2.8
Total	29	6	279	9.6	28	70	.400	13	43	.302	10	13	.769	14	27	41	1.5	38	1	19	0.7	19	7	10	79	2.8





ARCHIE ROSE
 6-5 • 210 • senior • guard
 Nassau, Bahamas

LAST OUTING: Posted four points, three rebounds and one steal at Colorado State ... hit 2-of-3 from the field against the Rams.

TRACKING ROSE IN 2008-09: Posted four points, three rebounds and one steal at Colorado State ... hit 2-of-3 from the field against the Rams ... scored a career-high 11 points on 2-of-4 shooting from the field and a career-best 6-of-6 shooting from the free throw line ... added three rebounds and a three-pointer ... against Arizona State set a new career high with six points while grabbing five rebounds ... hit a three-pointer (his first of the season) and 3-of-4 from the free throw line ... against Portland set career highs in points (5), free throws made (5), free throws attempted (6) and free throw percentage (.833) ... also had two rebounds against the Pilots ... saw a career-high 15 minutes of action against Boise State ... had two points, five rebounds, one assists and one steal ... saw his first action of the season at Weber State ... grabbed a career-high six rebounds in nine minutes against the Wildcats.

PLAYER SUMMARY: A 6-foot-5 senior guard/forward, Archie Rose came to BYU with three years of experience at the junior college level with stints at Northeastern Colorado Junior College (Sterling, Colo.) and Lee College (Baytown, Texas). A terrific outside shooter, Rose is a talented scorer who adds depth on the wing for the Cougars. He played in 20 games for BYU as a junior.

PERSONAL: Mom is Debra Rose ... his uncle, Lynden Rose, played basketball with BYU head coach Dave Rose at Houston ... enjoys sleeping, video games and diving ... favorite food is sushi ... favorite book is Street Lawyer ... favorite movie is Finding Forester ... also recruited

by Texas A&M, Oklahoma State, LSU, Virginia Tech, Oklahoma, Texas Tech, Miami, Georgia Southern, Houston and Nebraska ... sociology major.

Archie Rose – 2008-09 Game-by-Game

Opponent	Date	GS	Min	TOTAL			3-PTS			FT			REBOUNDS					PF	FO	A	TO	Blk	Stl	Pts	Avg
				FG	FGA	Pct	3FG	3FGA	Pct	FT	FTA	Pct	Off	Def	Tot	Avg									
LONG BEACH STATE	Did Not Play																								
at Pepperdine	Did Not Play																								
NORTH FLORIDA	Did Not Play																								
RICE	Did Not Play																								
CAL POLY	Did Not Play																								
at Idaho State	Did Not Play																								
at Weber State	12/03/08		9	0	1	.000	0	0	.000	0	1	.000	1	5	6	6.0	1	0	0	0	0	0	0	0	0.0
vs Utah State	12/06/08		1	0	0	.000	0	0	.000	0	0	.000	0	0	0	3.0	0	0	0	0	0	0	0	0	0.0
BOISE STATE	12/10/08		15	1	2	.500	0	0	.000	1	2	.500	2	3	5	3.7	2	0	1	0	0	1	3	1.0	
PORTLAND PILOTS	12/13/08		9	0	1	.000	0	0	.000	5	6	.833	2	0	2	3.3	2	0	0	0	0	1	5	2.0	
vs Arizona State	12/20/08		6	1	2	.500	1	1	1.000	3	4	.750	2	3	5	3.6	2	0	0	1	0	0	6	2.8	
at Tulsa	12/30/08		4	0	0	.000	0	0	.000	0	0	.000	0	1	1	3.2	0	0	0	1	0	0	0	2.3	
WAKE FOREST	1/3/09		3	0	0	.000	0	0	.000	0	0	.000	0	0	0	2.7	0	0	0	0	0	0	0	2.0	
WESTERN OREGON	1/6/09		17	2	4	.500	1	1	1.000	6	6	1.000	2	1	3	2.8	1	0	0	0	0	0	11	3.1	
at Colorado State	1/10/09		11	2	3	.667	0	0	.000	0	0	.000	0	3	3	2.8	1	0	1	1	0	0	4	3.2	
Totals			0	75	6	13	.462	2	2	1.000	15	19	.789	9	16	25	2.8	9	0	2	3	0	2	29	3.2

Games played: 9
 Minutes/game: 8.3
 Points/game: 3.2
 FG Pct: 46.2
 3FG Pct: 100.0
 FT Pct: 78.9

Rebounds/game: 2.8
 Assists/game: 0.2
 Turnovers/game: 0.3
 Assist/turnover ratio: 0.7
 Steals/game: 0.2

CAREER HIGHS:

POINTS: 11 vs. WOU (2009)
 FG MADE: 2 vs. WOU (2009)
 FG ATT: 4 vs. LMU (2008), vs. Western Oregon (2009)
 FG %: .500 (2-4) vs. WOU (2009)
 3FG MADE: 1 vs. SUU (2008), vs. Arizona State (2008), vs. Western Oregon (2009)
 3FG ATT: 2 vs. LMU (2008)
 3FG %: -
 FT MADE: 6 vs. WOU (2009)
 FT ATT: 6 vs. Portland (2008), vs. Western Oregon (2009)
 FT %: 1.000 (6-6) vs. WOU (2009)
 REB: 6 at Weber State (2008)
 ASSISTS: 2 at LBSU (2008)
 BLOCKS: 1 vs. UNM (2008)
 STEALS: 1 at LBSU, Portland (2008), vs. Boise State (2008)
 MINUTES: 17 vs. Western Oregon (2009)

SEASON-HIGH POINTS:


First Half: 6 vs. Western Oregon (2009)
 Second Half: 5 vs. Portland, vs. Western Oregon (2009)
 Game: 11 vs. Western Oregon (2009)

Percentage Minimums -
 4 FG, 2 3FG, 3 FT Made

ROSE YEAR-BY-YEAR BYU STATS

YEAR	GP	GS	MIN	AVG	FG	FGA	PCT	3FG	3FGA	PCT	FT	FTA	PCT	OFF	DEF	TOT	AVG	PF	FO	A	AVG	TO	BLK	STL	PTS	AVG
2007-08	20	0	73	3.7	7	17	.412	1	8	.125	2	9	.222	3	12	15	0.8	15	0	7	0.4	12	1	3	17	0.9
Total	20	0	73	3.7	7	17	.412	1	8	.125	2	9	.222	3	12	15	0.8	15	0	7	0.4	12	1	3	17	0.9





JAMES ANDERSON
 6-10 • 230 • freshman • forward/center
 Page, Ariz.

LAST OUTING: Played five minutes at Colorado State and had one steal.

TRACKING ANDERSON IN 2008-09: Played five minutes at Colorado State and had one steal ... against Boise State set career highs in minutes played (27), points (10), rebounds (7), assists (2), blocks (5), steals (2), field goals made (4) and field goals attempted (7) ... also set career highs in free throws made (2) and attempted (5) ... at Weber State hit a career-best 3-of-4 from the field for a career-high six points ... played a career-high 10 minutes ... had one rebound at Idaho State ... grabbed one rebound against Cal Poly ... scored a career-best four points on 2-of-3 shooting against Rice while grabbing two rebounds ... registered career highs of two points, five rebounds and three blocks against North Florida ... saw eight minutes of playing time at Pepperdine, the first action of his career ... grabbed one offensive rebound.

PLAYER SUMMARY: A 6-foot-10 forward/center from Page, Ariz., Anderson is known for his athleticism, hard work and ability to run the floor. The McDonald's High School All-America nominee redshirted last season after returning from a two-year mission for The Church of Jesus Christ of Latter-day Saints to Guatemala City.

PERSONAL: Parents are Aaron and Julie Anderson ... has three sisters ... served a two-year mission for The Church of Jesus Christ of Latter-day Saints in the Guatemala City North Mission from May 2005 to May 2007 ... favorite food is lasagna ... enjoys March Madness, boating and playing the guitar ... sports hero is Michael Jordan ... also recruited by Oregon State and Wyoming ... open major.

James Anderson – 2008-09 Game-by-Game

Opponent	Date	GS	Min	TOTAL			3PTS			REBOUNDS				PF	FO	A	TO	Blk	Stl	Pts	Avg			
				FG	FGA	Pct	3FG	FGA	Pct	FT	FTA	Pct	Off									Def	Tot	Avg
LONG BEACH STATE	11/18/08		Did Not Play																					
at Pepperdine	11/18/08		8	0	0	.000	0	0	.000	0	0	.000	1	0	1	1.0	0	0	0	0	0	0.0		
NORTH FLORIDA	11/20/08		8	1	2	.500	0	0	.000	0	0	.000	2	3	5	3.0	3	0	0	3	0	2	1.0	
RICE	11/21/08		8	2	3	.667	0	0	.000	0	0	.000	1	1	2	2.7	2	0	0	0	0	4	2.0	
CAL POLY	11/22/08		7	0	1	.000	0	0	.000	0	0	.000	0	1	1	2.3	2	0	0	0	0	0	1.5	
at Idaho State	11-29-08		7	0	1	.000	0	0	.000	0	0	.000	0	1	1	2.0	2	0	0	0	0	0	1.2	
at Weber State	12-03-08		10	3	4	.750	0	0	.000	0	0	.000	1	0	1	1.8	3	0	0	0	0	6	2.0	
vs Utah State	12/06/08		2	0	0	.000	0	0	.000	0	0	.000	0	0	0	1.6	2	0	0	0	0	0	1.7	
BOISE STATE	12/10/08		27	4	7	.571	0	0	.000	2	5	.400	2	5	7	2.3	3	0	2	0	5	2	10	2.8
PORTLAND PILOTS	12/13/08		6	0	1	.000	0	0	.000	0	0	.000	0	0	0	2.0	1	0	1	1	0	0	0	2.4
vs Arizona State			Did Not Play																					
at Tulsa			Did Not Play																					
WAKE FOREST	1/3/09		0	0	0	.000	0	0	.000	0	0	.000	0	0	0	1.8	0	0	0	0	0	0	0	2.2
WESTERN OREGON	1/6/09		1	0	0	.000	0	0	.000	0	0	.000	0	0	0	1.6	0	0	0	0	0	0	0	2.0
at Colorado State	1/10/09		5	0	1	.000	0	0	.000	0	0	.000	0	0	0	1.5	1	0	0	0	0	1	0	1.8
Totals			0	89	10	20	.500	0	0	.000	2	5	.400	7	11	18	1.5	19	0	3	1	8	3	2.8

Games played: 12
 Minutes/game: 7.4
 Points/game: 1.8
 FG Pct: 50.0
 FT Pct: 40.0

Rebounds/game: 1.5
 Assists/game: 0.3
 Turnovers/game: 0.1
 Assist/turnover ratio: 3.0
 Steals/game: 0.3
 Blocks/game: 0.7

CAREER HIGHS:

POINTS: 10 vs Boise State (2008)
 FG MADE: 4 vs Boise State (2008)
 FG ATT: 7 vs Boise State (2008)
 FG %: .750 (3-4) at Weber State (2008)
 3FG MADE: -
 3FG ATT: -
 3FG %: -
 FT MADE: 2 vs Boise State (2008)
 FT ATT: 5 vs Boise State (2008)
 FT %: .400 (2-5) vs Boise State (2008)
 REB: 7 vs Boise State (2008)
 ASSISTS: 2 vs Boise State (2008)
 BLOCKS: 5 vs Boise State (2008)
 STEALS: 2 vs Boise State (2008)
 MINUTES: 27 vs. Boise State (2008)

SEASON-HIGH POINTS:

First Half: 2 at Weber State, vs BSU
 Second Half: 8 vs. Boise State
 Game: 10 vs. Boise State

Percentage Minimums -
 4 FG, 2 3FG, 3 FT Made



MATTHEW PINEGAR
 6-0 • 190 • freshman • guard
 Provo, Utah

LAST OUTING: Played three minutes at Colorado State.

TRACKING PINEGAR IN 2008-09: Recorded one steal against Western Oregon, tying his career high ... registered a steal against Rice ... scored his first career points to go with two rebounds and one assist against North Florida ... saw three minutes of playing time at Pepperdine, the first action of his career.

PLAYER SUMMARY: An athletic combo guard, Matthew Pinegar is a good shooter known for his competitive drive and scoring ability. The two-time first-team all-state honoree redshirted last season after returning from a mission for The Church of Jesus Christ of Latter-day Saints.

BEFORE BYU: McDonald's High School All-America nominee ... helped his team win the region championship as a senior before falling in the state quarterfinals ... averaged 16 points, three assists and two steals per game ... named 4A first-team all-state as a junior and senior ... also earned Utah Valley MVP and Valley Player of the Year as a junior ... helped his team win the state 4A title posting 13.8 points, 4.0 assists and 2.3 steals per game as a junior ... was the only freshman on the varsity team in 2000-01 ... coached by Perry Wildeboer ... also active in a capella club ... played for the Utah Heat AAU club under head coach Chris Jones.

PERSONAL: Parents are Steven and Lisa Pinegar ... grandfather Ed Pinegar played at BYU in the 1950's and father Steven played at Utah State in the late 1970's ... has six sisters and two brothers ... served a mission for The Church of Jesus Christ of Latter-day Saints to the Canada Toronto East Mission from 2005-07 ... enjoys wakeboarding, driving, playing the piano and movies ... also recruited by Utah State ... social work major.

Matthew Pinegar – 2008-09 Game-by-Game

Opponent	Date	GS	Min	TOTAL			3PTS		FT	FTA	REBOUNDS				PF	FO	A	TO	Blk	Stl	Pts	Avg		
				FG	FGA	Pct	3FG	FGA			Pct	Pct	Off	Def									Tot	Avg
LONG BEACH STATE	11/18/08	Did Not Play																						
at Pepperdine	11/18/08		3	0	1	.000	0	1	.000	0	0	.000	0	0	0	0.0	1	0	0	2	0	0	0.0	
NORTH FLORIDA	11/20/08		14	1	2	.500	0	1	.000	0	0	.000	0	2	2	1.0	0	0	1	0	0	2	1.0	
RICE	11/21/08		9	0	1	.000	0	1	.000	0	0	.000	0	0	0	0.7	0	0	0	1	0	1	0.7	
CAL POLY	11/29/08	Did Not Play																						
at Idaho State	12-03-08		1	0	1	.000	0	1	.000	0	0	.000	0	0	0	0.5	0	0	0	0	0	0	0.5	
at Weber State	12-03-08		3	0	0	.000	0	0	.000	0	0	.000	0	0	0	0.4	0	0	0	0	0	0	0.4	
vs Utah State	12/10/08	Did Not Play																						
BOISE STATE	12/10/08		5	0	1	.000	0	1	.000	0	0	.000	0	0	0	0.3	0	0	0	0	0	0	0.3	
PORTLAND PILOTS	12/13/08		2	0	0	.000	0	0	.000	0	0	.000	0	0	0	0.3	0	0	0	1	0	0	0.3	
vs Arizona State	1/6/09	Did Not Play																						
at Tulsa	1/10/09	Did Not Play																						
WAKE FOREST	1/6/09	Did Not Play																						
WESTERN OREGON	1/6/09		1	0	0	.000	0	0	.000	0	0	.000	0	0	0	0.3	0	0	0	0	0	1	0.3	
at Colorado State	1/10/09		3	0	0	.000	0	0	.000	0	0	.000	0	0	0	0.2	0	0	0	2	0	0	0.2	
Totals			0	41	1	6	.167	0	5	.000	0	0	.000	0	2	2	0.2	1	0	1	6	0	2	0.2

Games played: 9
 Minutes/game: 4.6
 Points/game: 0.2
 FG Pct: 16.7
 3FG Pct: 0.0

Rebounds/game: 0.2
 Assists/game: 0.1
 Turnovers/game: 0.7
 Assist/turnover ratio: 0.2
 Steals/game: 0.2


CAREER HIGHS:

POINTS: 2 vs. UNF (2008)
 FG MADE: 1 vs. UNF (2008)
 FG ATT: 2 vs. UNF (2008)
 FG %: -
 3FG MADE: -
 3FG ATT: 1 vs. UNF (2008)
 3FG %: -
 FT MADE: -
 FT ATT: -
 FT %: -
 REB: 2 vs. UNF (2008)
 ASSISTS: 1 vs. UNF (2008)
 BLOCKS: -
 STEALS: 1 vs. Rice (2008), vs. Western Oregon (2009)
 MINUTES: 14 vs. UNF (2008)

SEASON-HIGH POINTS:

First Half: N/A
 Second Half: 2 vs. UNF
 Game: 2 vs. UNF

**Percentage Minimums -
 4 FG, 2 3FG, 3 FT Made**



LEE CUMNARD
6-7 • 185 • senior • guard
Mesa, Ariz.

LAST OUTING: Shot 8-of-10 from the field and 2-for-2 from downtown for 18 points at Colorado State ... added eight rebounds, two assists and one block against the Rams.

TRACKING CUMNARD IN 2008-09: Named to Wooden Award and Naismith Award preseason watch lists ... shot 8-of-10 from the field and 2-for-2 from downtown for 18 points at Colorado State ... added eight rebounds, two assists and one block against the Rams ... against Western Oregon posted 12 points, five rebounds, three assists, one block and two steals ... hit 2-of-2 from the free throw line and 5-of-11 from the field against the Wolves ... totaled 17 points, eight rebounds, three assists and one steal against Wake Forest ... hit 5-of-7 from the line against the Demon Deacons ... at Tulsa scored 26 points in 31 minutes on 9-of-13 shooting from the field and 8-of-10 shooting from the free throw line ... scored a season-best 17 points in the second half, including BYU's final seven points against the Golden Hurricane ... added two rebounds, two assists and one block ... scored 13 points to go with six rebounds and six assists (tying a season high) against Arizona State ... completed a four-point play in the second half against the Sun Devils ... added one block and one steal ... recorded 12 points, eight rebounds and five assists against Portland ... hit 4-of-8 from the field and 4-of-5 from the line against the Pilots ... scored 20 points and had seven rebounds, four assists and one block against Boise State ... hit both attempts from downtown and was 6-of-6 from the free throw line ... against Utah State at Energy Solutions Arnea dished out a season-high six assists and scored six points ... shot a career-best 12-of-13 (.923) from the field while hitting 3-of-4 from downtown and 3-of-4 from the free throw line for 30 points against Weber State ... also had three assists and four rebounds ... scored 17 points and had four rebounds, three assists, one block and a season-high three steals at Idaho State ... shot 13-of-17 from the field while scoring 28 points against Cal Poly ... scored a season-high 15 second half points ... added nine rebounds and two assists ... hit 5-of-7 from the field and 2-of-3 from downtown

for 13 points ... added three assists and one block ... grabbed a season-high 12 rebounds — including four offensive boards — while scoring seven points against North Florida ... at Pepperdine had 13 points on 5-of-9 shooting while contributing five rebounds, one assist and two blocks ... dropped a career-high 36 points on Long Beach State in the season opener ... added 11 rebounds, four blocks, four assists and two steals while hitting 13-of-16 from the field, 3-of-4 on threes and 7-of-7 from the free throw line.

PERSONAL: Parents are David and Cheryl Cumnard ... has five brothers ... he and his wife Sarah have one son ... sports hero is Michael Jordan ... served a mission for The Church of Jesus Christ of Latter-day Saints in Nashville, Tenn., in 2004 ... recruited by Arizona State, UCLA, Oregon, Oregon State, Stanford, Iowa State, Utah State, Utah, New Mexico, Miami, Gonzaga, Oklahoma State, San Diego State and Texas Tech ... management major.

CUMNARD VS. TCU

TEAM	GP	GS	MIN	AVG	FG	FGA	PCT	3FG	FGA	PCT	FT	FTA	PCT	OFF	DEF	TOT	AVG	PF	FO	A	TO	BLK	STL	PTS	AVG	WL
TCU	7	6	190	27.1	23	37	.622	6	18	.333	9	11	.818	11	28	39	5.6	16	0	22	9	11	6	61	8.7	7-0

Lee Cumnard – 2008-09 Game-by-Game

Opponent	Date	GS	Min	TOTAL				3PTS		REBOUNDS										PF	FO	A	TO	Blk	Stl	Pts	Avg
				FG	FGA	Pct	3FG	FGA	Pct	FT	FTA	Pct	Off	Def	Tot	Avg											
LONG BEACH STATE	11/14/08	*	36	13	16	.813	3	4	.750	7	7	1.000	4	7	11	11.0	2	0	4	1	4	2	36	36.0			
at Pepperdine	11/18/08	*	29	5	9	.556	0	4	.000	3	3	1.000	3	2	5	8.0	3	0	1	2	0	2	13	24.5			
NORTH FLORIDA	11/20/08	*	26	3	11	.273	1	3	.333	0	0	.000	4	8	12	9.3	1	0	1	2	0	1	7	18.7			
RICE	11/21/08	*	21	5	7	.714	2	3	.667	1	1	1.000	0	1	1	7.3	4	0	3	0	1	0	13	17.3			
CAL POLY	11/22/08	*	37	13	17	.765	1	2	.500	1	2	.500	2	7	9	7.6	1	0	2	7	0	0	28	19.4			
at Idaho State	11/29/08	*	35	6	11	.545	1	3	.333	4	6	.667	2	2	4	7.0	4	0	3	1	1	3	17	19.0			
at Weber State	12/03/08	*	31	12	13	.923	3	4	.750	3	4	.750	0	4	4	6.6	2	0	3	1	0	0	30	20.6			
vs Utah State	12/06/08	*	27	2	9	.222	1	2	.500	1	1	1.000	0	1	1	5.9	5	1	6	4	0	1	6	18.8			
BOISE STATE	12/10/08	*	25	6	15	.400	2	2	1.000	6	6	1.000	3	4	7	6.0	1	0	4	1	1	0	20	18.9			
PORTLAND PILOTS	12/13/08	*	30	4	8	.500	0	2	.000	4	5	.800	2	6	8	6.2	3	0	5	0	0	0	12	18.2			
vs Arizona State	12/20/08	*	33	4	8	.500	2	4	.500	3	5	.600	2	4	6	6.2	3	0	6	2	1	1	13	17.7			
at Tulsa	12/30/08	*	31	9	13	.692	0	2	.000	8	10	.800	0	2	2	5.8	3	0	2	0	1	0	26	18.4			
WAKE FOREST	1/3/09	*	29	6	20	.300	0	4	.000	5	7	.714	2	6	8	6.0	3	0	3	0	1	1	17	18.3			
WESTERN OREGON	1/6/09	*	27	5	11	.455	0	2	.000	2	2	1.000	0	5	5	5.9	1	0	3	1	1	2	12	17.9			
at Colorado State	1/10/09	*	23	8	10	.800	2	2	1.000	0	0	.000	3	5	8	6.1	2	0	2	2	1	0	18	17.9			
Totals			15	440	101	178	.567	18	43	.419	48	59	.814	27	64	91	6.1	38	1	48	24	11	13	268	17.9		

Games played: 15
Minutes/game: 29.3
Points/game: 17.9
FG Pct: 56.7
3FG Pct: 41.9
FT Pct: 81.4

Rebounds/game: 6.1
Assists/game: 3.2
Turnovers/game: 1.6
Assist/turnover ratio: 2.0
Steals/game: 0.9
Blocks/game: 0.7

CAREER HIGHS:

POINTS: 36 vs. LBSU (2008)
FG MADE: 13 vs. LBSU (2008)
FG ATT: 20 vs. Wake Forest (2009)
FG %: .923 (12-13) at Weber State (2008)
3FG MADE: 5 vs. Lamar (2008)
3FG ATT: 7 vs. Lamar (2008)
3FG %: 1.000 (2-2) 6 times, last vs. Boise St. (2008)
FT MADE: 10 vs. Colorado St. (2007)
FT ATT: 10 vs. Colorado St. (2007), at Tulsa (2008)
FT %: 1.000 (10-10) vs. CSU (2007)
REB: 13 at UNLV (MWC Final) (2007)
ASSISTS: 8 vs. SUU, Lamar (2008)
BLOCKS: 4 vs. Pepperdine (2008), vs. LBSU (2008)
STEALS: 5 vs. SUU (2008)
UNLV (2007)
MINUTES: 38 at CSU, AFA (2008)

SEASON-HIGH POINTS:


First Half: 22 vs. LBSU
Second Half: 17 at Tulsa
Game: 36 vs. LBSU

Percentage Minimums –
4 FG, 2 3FG, 3 FT Made

CUMNARD YEAR-BY-YEAR STATS

YEAR	GP	GS	MIN	AVG	FG	FGA	PCT	3FG	FGA	PCT	FT	FTA	PCT	OFF	DEF	TOT	AVG	PF	FO	A	TO	BLK	STL	PTS	AVG	
2005-06	29	14	430	14.8	50	110	.455	17	43	.395	26	34	.765	23	45	68	2.3	58	0	45	1.6	31	12	16	143	4.9
2006-07	34	34	990	29.1	114	206	.553	40	92	.435	50	63	.794	63	128	191	5.6	103	3	93	2.7	49	29	50	318	9.4
2007-08	35	35	1101	31.5	198	348	.569	60	127	.472	96	112	.857	69	153	222	6.3	93	6	123	3.5	79	35	33	552	15.8
Total	98	83	2521	25.7	362	664	.545	117	262	.447	172	209	.823	155	326	481	4.9	254	9	261	2.7	159	76	99	1013	10.3





JIMMER FREDETTE
6-2 • 190 • sophomore • guard
Glens Falls, N.Y.

LAST OUTING: Recorded 15 points on 6-of-12 shooting, three rebounds, four assists and two steals at Colorado State ... has now scored in double figures in 10-straight games, the longest streak of double figure scoring by a BYU player this season.

TRACKING FREDETTE IN 2008-09: Recorded 15 points on 6-of-12 shooting, three rebounds, four assists and two steals at Colorado State ... has now scored in double figures in 10-straight games, the longest streak of double figure scoring by a BYU player this season ... posted 13 points, three rebounds and four assists against Western Oregon ... hit 3-of-3 from the free throw line against the Wolves ... tied his career high with 23 points and set a career high of nine assists against Wake Forest ... hit 9-of-17 from the field and 3-of-6 from downtown ... added two rebounds and two steals against the Demon Deacons ... scored 13 points — including 11 in the second half — at Tulsa ... hit 5-of-12 from the field and 3-of-3 from the free throw line while adding two assists and one steal against the Golden Hurricane ... scored 17 points on 6-of-12 shooting against Arizona State ... hit 2-of-5 from downtown ... added four assists and two steals against the Sun Devils ... tied a career high in shooting percentage (85.7 percent) by hitting 6-of-7 from the field for 17 points against Portland ... hit 5-of-6 from the line and had three rebounds, three assists and two steals against the Pilots ... scored a career-high 23 points, including 12 fast break points, against Boise State ... hit 10-of-15 from the field and 2-of-2 from the free throw line ... added two assists and tied a career-high four steals ... tied his career high with 35 minutes played vs. Utah State ... scored 16 points and hit three first half treys ... also had five rebounds and two assists ... scored 18 points on 7-of-10 shooting at Weber State ... dished out a career-best seven assists ... at Idaho State tied career highs in points (19) and assists (six) ... added four rebounds and one steal ... shot 6-of-12 from the field, 3-of-6 from downtown and 4-of-4 from the free throw line ... totaled nine points, five assists and two rebounds against Cal Poly ... connected on

5-of-8 from the field and 2-of-3 from downtown for 13 points against Rice ... added four rebounds, five assists and three steals ... tied his career-high with six assists and had three steals against North Florida ... set new season highs with 16 points and five assists at Pepperdine while hitting 5-of-10 from the field, 2-of-5 from downtown and 4-of-5 from the line ... scored eight points in the season opener against Long Beach State ... hit 5-of-6 from the line.

PERSONAL: Has one brother and one sister ... enjoys computer games ... favorite actor is Denzel Washington ... favorite food is Angelina's Pizza ... sports hero is John Stockton ... attended BYU summer camps since junior high school ... also recruited by Utah, Syracuse, Wake Forest, Seton Hall, Marshall, Fordham, Siena, George Mason, West Virginia, Virginia Tech, Penn St. and N.C. State ... pre-management major.

FREDETTE VS. TCU

TEAM	GP	GS	MIN	AVG	FG	FGA	PCT	3FG	FGA	PCT	FT	FTA	PCT	OFF	DEF	TOT	AVG	PF	FO	A	TO	BLK	STL	PTS	AVG	WL	
TCU		2	0	30	15.0	4	10	.400	2	6	.333	0	0	.000	0	1	1	0.5	2	0	6	4	0	1	10	5.0	20

Jimmer Fredette – 2008-09 Game-by-Game

Opponent	Date	GS	Min	TOTAL			3PTS			REBOUNDS			Avg	PF	FO	A	TO	Blk	Stl	Pts	Avg				
				FG	FGA	Pct	3FG	FGA	Pct	FT	FTA	Pct										Off	Def	Tot	
LONG BEACH STATE	11/14/08		24	1	7	.143	1	4	250	5	6	.833	0	3	3	3.0	2	0	3	2	0	0	8	8.0	
at Pepperdine	11/18/08	*	32	5	10	.500	2	5	400	4	5	.800	1	0	1	2.0	1	0	5	2	0	1	16	12.0	
NORTH FLORIDA	11/20/08	*	20	2	6	.333	0	2	.000	0	0	.000	0	1	1	1.7	1	0	6	1	0	3	4	9.3	
RICE	11/21/08	*	25	5	8	.625	2	3	.667	1	2	.500	1	3	4	2.3	1	0	5	2	0	3	13	10.3	
CAL POLY	11/22/08	*	33	3	9	.333	1	4	250	2	2	1.000	1	1	2	2.2	0	0	5	2	0	0	9	10.0	
at Idaho State	11-29-08	*	32	6	12	.500	3	6	500	4	4	1.000	2	2	4	2.5	1	0	6	4	0	1	19	11.5	
at Weber State	12-03-08	*	35	7	10	.700	4	6	.667	0	0	.000	2	2	2.4	1	0	7	2	0	1	18	12.4		
vs Utah State	12/06/08	*	35	6	13	.462	3	6	500	1	3	.333	1	4	5	2.8	0	2	1	0	0	0	16	12.9	
BOISE STATE	12/10/08	*	31	10	15	.667	1	2	500	2	2	1.000	0	0	0	2.4	0	0	2	0	0	4	23	14.0	
PORTLAND PILOTS	12/13/08	*	29	6	7	.857	0	1	.000	5	6	.833	1	2	3	2.5	0	3	4	0	2	17	14.3		
vs Arizona State	12-20-08	*	35	6	12	.500	2	5	400	2	3	.667	0	0	0	2.3	3	0	4	4	0	2	16	14.5	
at Tulsa	12/30/08	*	36	5	12	.417	0	2	.000	3	3	1.000	0	1	1	2.2	4	0	2	6	0	1	13	14.3	
WAKE FOREST	1/3/09	*	38	9	17	.529	3	6	500	2	3	.667	1	1	2	2.2	1	0	9	5	0	2	23	15.0	
WESTERN OREGON	1/6/09	*	24	5	12	.417	0	2	.000	3	3	1.000	1	2	3	2.2	0	0	4	1	0	0	13	14.9	
at Colorado State	1/10/09	*	31	6	12	.500	2	6	.333	1	1	1.000	0	3	3	2.3	0	0	4	2	0	2	15	14.9	
Totals			14	460	82	162	.506	24	60	400	35	43	.814	9	25	34	2.3	15	0	67	38	0	22	223	14.9

Games played: 15
 Minutes/game: 30.7
 Points/game: 14.9
 FG Pct: 50.6
 3FG Pct: 40.0
 FT Pct: 81.4

Rebounds/game: 2.3
 Assists/game: 4.5
 Turnovers/game: 2.5
 Assist/turnover ratio: 1.8
 Steals/game: 1.5

CAREER HIGHS:

POINTS: 23 vs. Boise State (2008), vs. Wake Forest (2009)
 FG MADE: 10 vs. Boise State (2008)
 FG ATT: 17 vs. Wake Forest (2009)
 FG%: .857 (6-7) vs. Hartford (2008), vs. Portland (2008)
 3FG MADE: 4 vs. Hartford (2008), 4 at Weber State (2008)
 3FG ATT: 9 at Wake Forest (2008)
 3FG%: .800 (4-5) vs. Hartford (2008)
 FT MADE: 6 at UNLV-MWC (2008)
 FT ATT: 6 at UNLV-MWC (2008), vs. LBSU (2008), vs. Portland (2008)
 FT%: 1.000 (5-5) vs. LMU (2008)
 REB: 5 vs. Texas A&M-NCAA (2008), vs. Utah State (2008)
 ASSISTS: 9 vs. Wake Forest (2009)
 BLOCKS: 1 vs. CSU, UNM, Wyoming (2008)
 STEALS: 4 vs. JSU, Hartford (2008), Boise State (2008)
 MINUTES: 38 vs. Wake Forest (2009)

SEASON-HIGH POINTS:

First Half: 18 vs. Wake Forest
 Second Half: 12 at ISU
 Game: 23 vs. Boise State, vs. Wake Forest
Percentage Minimums - 4 FG, 2 3FG, 3 FT Made

FREDETTE YEAR-BY-YEAR BYU STATS

YEAR	GP	GS	MIN	AVG	FG	FGA	PCT	3FG	FGA	PCT	FT	FTA	PCT	OFF	DEF	TOT	AVG	PF	FO	A	AVG	TO	BLK	STL	PTS	AVG
2007-08	35	0	647	18.5	83	204	.407	43	128	.336	35	41	.854	8	29	37	1.1	44	0	61	1.7	41	3	27	244	7.0
Total	35	0	647	18.5	83	204	.407	43	128	.336	35	41	.854	8	29	37	1.1	44	0	61	1.7	41	3	27	244	7.0





NOAH HARTSOCK
 6-8 • 215 • freshman • forward
 Bartlesville, Okla.

LAST OUTING: Had one point, one rebound and one steal at Colorado State.

TRACKING HARTSOCK IN 2008-09: Posted career highs of seven points, three blocks and one steal against Western Oregon ... tied his career high with four rebounds against the Wolves ... hit 2-of-3 from the field and hit 3-of-4 from the free throw line, both career highs in makes and attempts ... hit 1-of-2 from the line against Portland, his first appearance since Nov. 22 against Cal Poly ... dished out a career-high two assists against Cal Poly ... recorded four points and a career-high five boards against Rice ... tallied four points and four boards against North Florida ... set a career high with six points on 2-of-2 shooting from the field and the line while adding two rebounds against Pepperdine ... recorded two rebounds and one block against Long Beach State.

PLAYER SUMMARY: A highly skilled offensive player with strong post moves, Hartssock has a soft touch from midrange and a solid stroke behind the three-point arc. He has excellent quickness and strength to complement his size. Hartssock prepped at Bartlesville High School in Oklahoma where he averaged 27.6 points per game, third in the state, as a senior in 2005-06 and was an all-state selection.

PERSONAL: Parents are David and Leslie Hartssock ... has four older brothers ... brother Nate played two seasons at Oklahoma Wesleyan University and brother Jeremiah played one season at the University of Missouri-Kansas City before leaving to serve a mission for The Church of Jesus Christ of Latter-day Saints ... two other older brothers both attended BYU ... sister-in-law Lindsay Hartssock was a middle blocker for the BYU women's volleyball team and was the MWC Player of the Year in 2006 ... also recruited by Utah State and Oklahoma State.

Noah Hartssock – 2008-09 Game-by-Game

Opponent	Date	GS	Min	TOTAL			3PTS			REBOUNDS										Pts	Avg		
				FG	FGA	Pct	3FG	FGA	Pct	FT	FTA	Pct	Off	Def	Tot	Avg	PF	FO	A			TO	Blk
LONG BEACH STATE	11/14/08	11	0	2	.000	0	0	.000	0	0	.000	1	1	2	2.0	1	0	0	1	1	0	0	0.0
at Pepperdine	11/18/08	14	2	3	.667	0	0	.000	2	2	1.000	1	1	2	2.0	2	0	0	1	0	0	6	3.0
NORTH FLORIDA	11/20/08	16	2	3	.667	0	0	.000	0	0	.000	2	2	4	2.7	0	0	0	0	0	0	4	3.3
RICE	11/21/08	16	2	3	.667	0	0	.000	0	0	.000	1	4	5	3.3	2	0	0	0	0	0	4	3.5
CAL POLY	11/22/08	7	0	0	.000	0	0	.000	0	0	.000	1	1	2	3.0	2	0	2	0	0	0	0	2.8
at Idaho State	Did Not Play																						
at Weber State	Did Not Play																						
vs Utah State	Did Not Play																						
BOISE STATE	Did Not Play																						
PORTLAND PILOTS	12/13/08		2	0	0	.000	0	0	.000	1	2	.500	0	0	0	2.5	1	0	0	0	0	1	2.5
vs Arizona State	Did Not Play																						
at Tulea	12/30/08	3	0	0	.000	0	0	.000	0	0	.000	0	0	0	2.1	0	0	0	0	0	0	0	2.1
WAKE FOREST	1/3/09	1	0	0	.000	0	0	.000	0	0	.000	0	0	0	1.9	2	0	0	0	0	0	0	1.9
WESTERN OREGON	1/6/09	17	2	3	.667	0	0	.000	3	4	.750	1	3	4	2.1	3	0	0	1	3	1	7	2.4
at Colorado State	1/10/09	12	0	1	.000	0	0	.000	1	2	.500	0	1	1	2.0	3	0	0	0	0	1	1	2.3
Totals		0	99	8	15	.533	0	0	.000	7	10	.700	7	13	20	2.0	16	0	2	3	4	23	2.3

Games played: 10
 Minutes/game: 9.9
 Points/game: 2.3
 FG Pct: 53.3
 FT Pct: 70.0

Rebounds/game: 2.0
 Assists/game: 0.2
 Turnovers/game: 0.3
 Assist/turnover ratio: 0.7
 Steals/game: 0.2
 Blocks/game: 0.4

CAREER HIGHS:

POINTS: 7 vs. Western Oregon (2009)
 FG MADE: 2, 4 times, last vs. Western Oregon (2009)
 FG ATT: 3, 4 times, last vs. Western Oregon (2009)
 FG %: -
 3FG MADE: -
 3FG ATT: -
 3FG %: -
 FT MADE: 3 vs. Western Oregon (2009)
 FT ATT: 4 vs. Western Oregon (2009)
 FT %: .750 (3-4) vs. Western Oregon (2009)
 REB: 5 vs. Rice (2008)
 ASSISTS: 2 vs. Cal Poly (2008)
 BLOCKS: 1 vs. LBSU (2008)
 STEALS: 1 vs. Western Oregon (2009), at CSU (2009)
 MINUTES: 17 vs. Western Oregon (2009)

SEASON-HIGH POINTS:

First Half: 6 at Pepperdine (2008)
 Second Half: 4 vs. Rice (2008)
 Game: 7 vs. Western Oregon (2009)

Percentage Minimums -
 4 FG, 2 3FG, 3 FT Made



JONATHAN TAVERNARI

6-6 • 215 • junior • forward
Sao Bernardo, Brazil

LAST OUTING: Posted seven points, five rebounds, one assist and one steal at Colorado State ... hit 1-of-2 from downtown, his 10th-straight and 14th in 15 games with a made three.

TRACKING TAVERNARI IN 2008-09: Posted seven points, five rebounds, one assist and one steal at Colorado State ... hit 1-of-2 from downtown, his 10th-straight and 14th in 15 games with a made three ... totaled 22 points, nine rebounds, one assist, one block and three steals against Western Oregon ... hit 8-of-15 from the field and 2-of-5 from downtown against the Wolves ... scored 18 points on 7-of-17 shooting against Wake Forest and grabbed nine rebounds ... hit four threes against the Demon Deacons, the 11th times this season hitting more than one three in a game ... registered a double-double at Tulsa with 20 points and 10 rebounds, his second double-double of the season and fourth of his career ... scored at least 20 points for the fourth time in five games ... hit 9-of-17 from the field and 2-of-5 from downtown while adding one assists, one block and four steals ... had his second-consecutive 20-point game, scoring 24 points on 10-of-19 shooting against Arizona State ... hit four threes and had four rebounds, four assists, one block and one steal ... tied his season high with 25 points against Portland on 7-of-14 shooting from the field, 5-of-11 from downtown and 6-of-6 from the free throw line ... also had six rebounds and one steal against the Pilots ... against Boise State totaled 13 points, eight rebounds, two assists, one block and two steals ... hit 3-of-6 from downtown ... scored 24 points and grabbed nine rebounds against Utah State at Energy Solutions Arena ... added a season-best four steals and one block ... matched his career high with 39 minutes played ... dished out a career-high six assists at Weber State ... scored 11 points and grabbed seven rebounds ... hit 10-of-17 from the field for 23 points at Idaho State ... added six rebounds, four assists and two steals ... had 10 rebounds and three assists against Cal Poly ... scored 18 points and had five

rebounds and three steals against Rice ... hit three threes to surpass Terrell Lyday for fourth all-time at BYU in career three-pointers (130) ... scored a season-high 25 points on 10-of-16 shooting from the field and 5-of-10 shooting from downtown ... added five rebounds, four assists and one steal against North Florida ... registered a double-double at Pepperdine with 17 points and 10 assists ... hit 7-of-13 from the field and 3-of-7 from three-point range while collecting three steals, one block and one steal ... had 19 points and seven boards against Long Beach State ... tied a career-high with five assists.

PLAYER SUMMARY: The 2007 Mountain West Conference Freshman of the Year, Jonathan Tavernari had a standout campaign in his first season with the Cougars, helping them win the outright league title. He led the league in scoring among freshmen during conference play (8.3 ppg) while averaging 6.5 points and 2.9 rebounds per game in 12.3 minutes of action in 28 appearances on the year. The 6-foot-6 forward was the long non-professional to earn a spot on the 2008 Brazilian Senior National Team, playing in the Olympic Qualifying Tournament in Beijing. He is a skilled perimeter player with great physical presence who has deep range and an excellent shooting touch. He led the state of Nevada in scoring as a senior at Bishop Gorman High School at 23.1 points per game.

PERSONAL: Parents are Roberto and Thelma Tavernari ... got started playing basketball with his mom, who is a basketball coach in Brazil ... enjoys cooking, playing with his Sidekick and text messaging ... also recruited by Pittsburgh, Virginia Tech, Washington State, Oregon State and Mississippi State ... international relations major.

TAVERNARI VS. TCU

TEAM	GP	GS	MIN	AVG	FG	FGA	PCT	3FG	FGA	PCT	FT	FTA	PCT	OFF	DEF	TOT	AVG	PF	FO	A	TO	BLK	STL	PTS	AVG	WL
TCU	5	2	109	21.8	24	43	.558	12	23	.522	6	8	.750	7	15	22	4.4	13	1	9	7	3	5	66	13.2	5-0

Jonathan Tavernari – 2008-09 Game-by-Game

Opponent	Date	GS	Min	TOTAL			3-PTS			REBOUNDS											Pts	Avg			
				FG	FGA	Pct	3FG	FGA	Pct	FT	FTA	Pct	Off	Def	Tot	Avg	PF	FO	A	TO			Blk	Stl	
LONG BEACH STATE	11/14/08	*	34	8	21	.381	2	9	.222	1	2	.500	2	5	7	7.0	3	0	5	2	0	0	0	19	19.0
at Pepperdine	11/18/08	*	32	7	13	.538	3	7	.429	0	0	.000	1	9	10	8.5	3	0	1	2	1	3	17	18.0	
NORTH FLORIDA	11/20/08	*	24	10	16	.625	5	10	.500	0	0	.000	0	5	5	7.3	2	0	4	0	1	25	20.3		
RICE	11/21/08	*	29	7	16	.438	3	8	.375	1	2	.500	1	4	5	6.8	2	0	1	1	0	3	18	19.8	
CAL POLY	11/22/08	*	26	0	11	.000	0	7	.000	0	0	.000	1	9	10	7.4	3	0	3	1	0	1	0	15.8	
at Idaho State	11/29/08	*	39	10	17	.588	2	7	.286	1	2	.500	1	5	6	7.2	2	0	4	1	0	2	23	17.0	
at Weber State	12/03/08	*	27	4	13	.308	1	7	.143	2	2	1.000	1	6	7	7.1	1	0	6	1	0	1	11	16.1	
vs Utah State	12/06/08	*	39	7	17	.412	3	9	.333	7	8	.875	2	7	9	7.4	3	0	1	1	1	4	24	17.1	
BOISE STATE	12/10/08	*	26	5	12	.417	3	6	.500	0	0	.000	0	8	8	7.4	1	0	2	0	1	1	13	16.7	
PORTLAND PILOTS	12/13/08	*	28	7	14	.500	5	11	.455	6	6	1.000	1	5	6	7.3	2	0	2	0	2	1	25	17.5	
vs Arizona State	12/20/08	*	34	10	19	.526	4	10	.400	0	0	.000	0	4	4	7.0	2	0	4	4	1	1	24	18.1	
at Tulsa	12/30/08	*	36	9	17	.529	2	5	.400	0	0	.000	2	8	10	7.3	2	0	1	2	1	4	20	18.3	
WAKE FOREST	1/3/09	*	36	7	17	.412	4	13	.308	0	0	.000	4	5	9	7.4	2	0	0	1	0	0	18	18.2	
WESTERN OREGON	1/6/09	*	27	8	15	.533	2	5	.400	4	6	.667	2	7	9	7.5	0	0	1	1	1	3	22	18.5	
at Colorado State	1/10/09	*	17	3	9	.333	1	2	.500	0	0	.000	1	4	5	7.3	3	0	1	2	0	1	7	17.7	
Totals			15	454	102	227	.449	40	116	.345	22	28	.786	19	91	110	7.3	31	0	34	21	6	26	266	17.7

Games played: 15
Minutes/game: 30.3
Points/game: 17.7
FG Pct: 44.9
3FG Pct: 34.5
FT Pct: 78.6

Rebounds/game: 7.3
Assists/game: 2.3
Turnovers/game: 1.4
Assist/turnover ratio: 1.6
Steals/game: 1.7
Blocks/game: 0.4

CAREER HIGHS:

POINTS: 29 vs. Louisville (2008)
FG MADE: 10 vs. Louisville (2008), vs. North Florida (2008), at ISU (2008)
FG ATT: 22 vs. Louisville (2008)
FG%: .875 (7-8) vs. WOU (2007)
3FG MADE: 6 vs. UNC (2008), TCU (2007)
3FG ATT: 16 vs. UNC (2008)
3FG%: 1.000 (2-2) vs. Wyoming (2007)
FT MADE: 7 vs. Utah State (2008)
FT ATT: 8 vs. Utah State (2008)
FT%: 1.000 (6-6) at Wyoming (2007), vs. Portland (2008)
REB: 10 at Wyoming, vs. SDSU-MWVC (2008), at Pepperdine (2008)
ASSISTS: 6 at Weber State (2008)
STEALS: 5 vs. Wyoming (2008)
BLOCKS: 3 vs. Wyoming-MWVC (2007)
MINUTES: 39 at ISU (2008), vs. Utah State (2008)

SEASON-HIGH POINTS:

First Half: 14 vs. Rice
Second Half: 14 vs. Portland
Game: 25 vs. UNF, vs. Portland

Percentage Minimums –
4 FG, 2 3FG, 3 FT Made

TAVERNARI YEAR-BY-YEAR BYU STATS

YEAR	GP	GS	MIN	AVG	FG	FGA	PCT	3FG	FGA	PCT	FT	FTA	PCT	OFF	DEF	TOT	AVG	PF	FO	A	TO	BLK	STL	PTS	AVG	
2006-07	28	0	343	12.3	68	143	.476	29	78	.372	16	23	.696	24	56	80	2.9	33	1	17	0.6	17	8	18	181	6.5
2007-08	35	29	966	15.3	166	420	.395	88	234	.376	39	45	.867	34	150	184	5.3	70	1	53	0.8	59	16	48	459	13.1
Total	63	29	1309	20.8	234	563	.416	117	312	.375	55	68	.809	58	206	264	4.2	103	2	70	1.1	76	24	66	640	10.2





GAVIN MACGREGOR
 6-10 • 240 • senior • forward/center
 Ridgecrest, Calif.

LAST OUTING: Posted a career-high eight points on 4-of-8 shooting at Colorado State ... four makes, eight attempts and 50.0 percent shooting were also career highs ... added four rebounds and one block against the Rams.

TRACKING MACGREGOR IN 2008-09: Posted a career-high eight points on 4-of-8 shooting at Colorado State ... four makes, eight attempts and 50.0 percent shooting were also career highs ... added four rebounds and one block against the Rams ... had four points, a career-high five rebounds and one steal against Wake Forest ... grabbed three boards in 12 minutes of action at Tulsa ... hit 4-of-4 from the free throw line and had four rebounds and one block against Arizona State at the Stadium Shootout ... had one block, one rebound and one point against Portland ... scored a career-high seven points on 2-of-3 shooting from the field and 3-of-4 shooting from the line against Utah State ... also tied career highs in blocks (2), steals (1) and assists (1) ... hit 2-of-2 from the line for two points and grabbed two rebounds in a career-high 12 minutes of action at Weber State ... scored two points and had two rebounds at Idaho State ... had one point and one assist against Rice ... grabbed four rebounds against North Florida, a career high ... scored two points at Pepperdine on 2-for-2 shooting from the line ... played five minutes against Long Beach State.

SUMMARY: A 6-foot-10 forward/ center, Gavin MacGregor provided defensive toughness in the post off the bench for the Cougars as a walk-on in the 2006-07 season, appearing in 11 games, before being forced to sit out last year due to injury. He gives BYU added depth and size in the post and is a shot-blocking presence inside. Prior to making his Cougar debut in 2006-07, he last played at Burroughs High School in Ridgecrest, Calif., in 2002, where he achieved career highs of 25 points, 26 rebounds and nine blocked shots. He served a two-year Church mission to Belgium from 2003-05.

PERSONAL: Parents are Tavish and Charisse MacGregor ... brother Nathan played basketball at Notre Dame de Namur ... served a mission for The Church of Jesus Christ of Latter-day Saints to Belgium and The Netherlands from 2003-05 ... plays the piano and the trombone ... business management major.

MACGREGOR VS. TCU

TEAM	GP	GS	MIN	AVG	FG	FGA	PCT	3FG	FGA	PCT	FT	FTA	PCT	OFF	DEF	TOT	AVG	PF	FO	A	TO	BLK	STL	PTS	AVG	WL
TCU	2	0	10	5.0	1	1	1.000	0	0	.000	0	0	.000	0	1	1	0.5	5	0	0	0	2	0	2	1.0	2-0

Gavin MacGregor – 2008-09 Game-by-Game

Opponent	Date	GS	Min	TOTAL			3PTS			REBOUNDS			Avg	PF	FO	A	TO	Blk	Stl	Pts	Avg			
				FG	FGA	Pct	3FG	FGA	Pct	FT	FTA	Pct										Off	Def	Tot
LONG BEACH STATE	11/14/08	5	0	0	.000	0	0	.000	0	0	.000	0	0	0.0	2	0	0	0	0	0	0	0.0		
at Pepperdine	11/18/08	3	0	0	.000	0	0	.000	2	2	1.000	0	0	0.0	0	0	1	0	0	2	1.0			
NORTH FLORIDA	11/20/08	8	0	1	.000	0	0	.000	0	2	.000	3	1	4	1.3	2	0	2	0	0	0.7			
RICE	11/21/08	6	0	0	.000	0	0	.000	1	2	.500	0	0	0	1.0	0	0	1	0	0	0.8			
CAL POLY	Did Not Play																							
at Idaho State	11-29-08	7	1	1	1.000	0	0	.000	0	0	.000	0	2	2	1.2	0	0	0	0	0	2	1.0		
at Weber State	12-03-08	12	0	1	.000	0	0	.000	2	2	1.000	0	2	2	1.3	5	1	0	0	0	2	1.2		
vs Utah State	12/06/08	20	2	3	.667	0	0	.000	3	4	.750	1	1	2	1.4	3	0	1	0	2	1	2.0		
BOISE STATE	Did Not Play																							
PORTLAND PILOTS	12/13/08	11	0	0	.000	0	0	.000	1	2	.500	0	1	1	1.4	2	0	0	2	1	0	1.9		
vs Arizona State	12-20-08	14	0	0	.000	0	0	.000	4	4	1.000	1	3	4	1.7	3	0	0	0	0	4	2.1		
at Tulsa	12/30/08	12	0	0	.000	0	0	.000	0	0	.000	0	3	3	1.8	3	0	0	0	0	0	1.9		
WAKE FOREST	1/3/09	21	1	2	.500	0	0	.000	2	3	.667	1	4	5	2.1	5	1	0	1	0	1	4	2.1	
WESTERN OREGON	1/6/09	4	0	0	.000	0	0	.000	0	0	.000	1	2	2.1	0	0	0	0	0	0	0	1.9		
at Colorado State	1/10/09	14	4	6	.667	0	0	.000	0	2	.000	1	3	4	2.2	4	0	0	0	1	0	8	2.4	
Totals		0	137	8	14	.571	0	0	.000	15	23	.652	8	21	29	2.2	29	2	2	6	4	2	31	2.4

Games played: 13
 Minutes/game: 10.5
 Points/game: 2.4
 FG Pct: 57.1
 FT Pct: 65.2
 Rebounds/game: 2.2
 Assists/game: 0.2
 Turnovers/game: 0.5
 Assist/turnover ratio: 0.3
 Steals/game: 0.2
 Blocks/game: 0.3

CAREER HIGHS:

POINTS: 8 at CSU (2009)
 FG MADE: 4 at CSU (2009)
 FG ATT: 8 at CSU (2009)
 FG%: .500 (4-8) at CSU (2009)
 3FG MADE: -
 3FG ATT: -
 3FG%: -
 FT MADE: 4 vs. Arizona State (2008)
 FT ATT: 4 vs. Utah State (2008), vs. Arizona State (2008)
 FT %: 1.000 (4-4) vs. Arizona State (2008)
 REB: 5 vs. Wake Forest (2009)
 ASSISTS: 1 vs. SJSU (2007), Rice (2008), vs. Utah State (2008).
 STEALS: 1 vs. SJSU, at Utah (2007), vs. Utah State (2008), vs. Wake Forest (2009)
 BLOCKS: 2 vs. SJSU, vs. Portland, TCU (2007), vs. Utah State (2008)
 MINUTES: 21 vs. Wake Forest

SEASON-HIGH POINTS:

First Half: 4 vs. Utah State
 Second Half: 6 at CSU
 Game: 8 at CSU

Percentage Minimums -
 4 FG, 2 3FG, 3 FT Made

MACGREGOR YEAR-BY-YEAR BYU STATS

YEAR	GP	GS	MIN	AVG	FG	FGA	PCT	3FG	FGA	PCT	FT	FTA	PCT	OFF	DEF	TOT	AVG	PF	FO	A	AVG	TO	BLK	STL	PTS	AVG
2006-07	11	0	46	4.2	6	10	.600	0	0	.000	1	2	.500	4	2	6	0.5	8	0	1	0.1	1	5	2	13	1.2
Total	11	0	46	4.2	6	10	.600	0	0	.000	1	2	.500	4	2	6	0.5	8	0	1	0.1	1	5	2	13	1.2





CHRIS MILES
 6-11 • 235 • junior • forward/center
 Provo, Utah

LAST OUTING: Posted six points, three rebounds, two blocks and two steals at Colorado State ... hit 2-of-3 from the field and 2-of-3 from the line against the Rams.

TRACKING MILES IN 2008-09: Posted six points, three rebounds, two blocks and two steals at Colorado State ... hit 2-of-3 from the field and 2-of-3 from the line against the Rams ... tied his career high with two steals against Western Oregon ... added three points and four rebounds against the Wolves ... had two points, four rebounds and three assists against Wake Forest ... scored seven points and tied a career high with seven rebounds against Tulsa ... had three offensive rebounds and two assists against the Golden Hurricane ... had seven points two rebounds and one assist against Arizona State ... hit 3-of-3 from the field against the Sun Devils ... scored 12 points on a career-best shooting percentage of .857 (6-7) against Portland ... added three rebounds and two steals and tied a career-high with four assists against the Pilots ... had four rebounds, two blocks and two assists against Boise State ... against Utah State was 3-for-3 from the field for six points and added four rebounds, one block and one steal ... scored eight points on 4-of-5 shooting and added three rebounds and two blocks against Idaho State ... scored four points, grabbed five rebounds (two offensive), dished out two assists, had one block and two steals ... set career highs in points (24), field goal attempts (17) field goals (12) and field goal percentage (.706) against Cal Poly ... also had six rebounds and one steal against the Mustangs ... had three points, three rebounds and a season-high three assists against Rice ... scored nine points in the first half to go with three rebounds and one assist against North Florida ... hit 4-of-6 from the field for a new career-high 66.7 percent shooting from the field while tying a career high for field goals made ... at

Pepperdine had 10 points while hitting 3-of-5 from the field and 4-o-5 from the line ... added three boards and a steal against the Waves ... scored nine points and pulled down six rebounds against Long Beach State ... hit 3-of-6 from the field.

PLAYER SUMMARY: A two-time 4A State MVP out of Timpview High School in Provo, Miles returned from a mission for The Church of Jesus Christ of Latter-day Saints and averaged 8.6 minutes per game in 34 contests in 2007-08. He averaged 2.7 points and 2.3 rebounds in 13.6 minutes per game as a freshman for BYU in 2004-05, using his quickness and versatility to make an impact in his first season with the Cougars. An excellent shot-blocker and defender who runs the floor well, he was ranked as high as the No. 2 post player in the West out of high school.

PERSONAL: Parents are Don Miles and Julie Babb ... one of six children ... invited to the NBA Players Camp during the summer of 2003, where he was rated No. 47 among the nation's top high school players ... ranked as high as the No. 2 post player in the West ... also recruited by Gonzaga, Utah State, Utah, Kansas, Oregon State, Connecticut, UCLA, Vanderbilt, Wyoming and Texas Tech ... served a two-year mission for The Church of Jesus Christ of Latter-Day Saints to Portland, Ore. ... open major.

MILES VS. TCU

TEAM	GP	GS	MIN	AVG	FG	FGA	PCT	3FG	FGA	PCT	FT	FTA	PCT	OFF	DEF	TOT	AVG	PF	FO	A	TO	BLK	STL	PTS	AVG	WL
TCU	2	0	11	5.5	2	3	.667	0	0	.000	0	0	.000	0	4	4	2.0	1	0	2	0	1	0	4	2.0	20

Chris Miles – 2008-09 Game-by-Game

Opponent	Date	GS	Min	TOTAL				3PTS			REBOUNDS						PF	FO	A	TO	Blk	Stl	Pts	Avg	
				FG	FGA	Pct	3FG	FGA	Pct	FT	FTA	Pct	Off	Def	Tot	Avg									
LONG BEACH STATE	11/14/08	*	25	3	6	.500	0	0	.000	3	11	.273	1	5	6	6.0	3	0	0	2	0	0	9	9.0	
at Pepperdine	11/18/08	*	20	3	5	.600	0	0	.000	4	5	.800	0	3	3	4.5	0	0	0	2	0	1	10	9.5	
NORTH FLORIDA	11/20/08	*	20	4	6	.667	0	0	.000	1	3	.333	1	2	3	4.0	2	0	1	0	0	0	9	9.3	
RICE	11/21/08	*	16	1	1	1.000	0	0	.000	1	2	.500	2	3	5	4.3	3	0	3	2	0	0	3	7.8	
CAL POLY	11/22/08	*	28	12	17	.706	0	0	.000	0	0	.000	2	4	6	4.6	5	1	1	1	2	1	24	11.0	
at Idaho State	11-29-08	*	25	1	1	1.000	0	0	.000	2	2	1.000	2	3	5	4.7	4	0	2	1	1	2	4	9.8	
at Weber State	12-03-08	*	18	4	5	.800	0	0	.000	0	0	.000	1	2	3	4.4	1	0	0	0	2	0	8	9.6	
vs Utah State	12/06/08	*	18	3	3	1.000	0	0	.000	0	0	.000	1	0	1	4.0	4	0	1	1	1	1	6	9.1	
BOISE STATE	12/10/08	*	13	0	2	.000	0	0	.000	0	0	.000	1	3	4	4.0	3	0	2	2	2	0	0	8.1	
PORTLAND	12/13/08	*	23	6	7	.857	0	0	.000	2	2	1.000	1	2	3	3.9	2	0	4	2	0	2	12	8.5	
vs Arizona State	12/20/08	*	26	3	3	1.000	0	0	.000	1	3	.333	0	2	2	3.7	3	0	1	2	0	0	7	8.4	
at Tulsa	12/30/08	*	25	2	4	.500	0	0	.000	3	6	.500	3	4	7	4.0	3	0	2	0	0	0	7	8.3	
WAKE FOREST	1/3/09	*	17	1	3	.333	0	0	.000	0	0	.000	2	2	4	4.0	5	1	3	1	0	0	2	7.8	
WESTERN OREGON	1/6/09	*	16	1	3	.333	0	0	.000	1	2	.500	0	4	4	4.0	1	0	0	3	0	2	3	7.4	
at Colorado State	1/10/09	*	21	2	3	.667	0	0	.000	2	3	.667	1	2	3	3.9	2	0	2	2	2	2	6	7.3	
Totals			15	311	46	69	.667	0	0	.000	18	39	.462	18	41	59	3.9	41	2	22	21	10	11	110	7.3

Games played: 15
 Minutes/game: 20.7
 Points/game: 7.3
 FG Pct: 66.7
 FT Pct: 46.2

Rebounds/game: 3.9
 Assists/game: 1.5
 Turnovers/game: 1.4
 Assist/turnover ratio: 1.0
 Steals/game: 0.7
 Blocks/game: 0.7

CAREER HIGHS

POINTS: 24 vs. Cal Poly (2008)
 FG MADE: 12 vs. Cal Poly (2008)
 FG ATT: 17 vs. Cal Poly (2008)
 FG %: .857 (6-7) vs. Portland (2008)
 FT MADE: 4 vs. Santa Clara (2005), at Pepperdine (2008)
 FT ATT: 11 vs. LBSU (2008)
 FT %: 1.000 (4-4) vs. Jackson St. (2008), vs. Santa Clara (2005)
 REB: 7 at CSU (2005), at Tulsa (2008)
 ASSISTS: 4 at Wake Forest (2008), vs. Portland (2008)
 STEALS: 2, 4 times, last at Colorado State (2009)
 BLOCKS: 4 vs. Colorado State (2005)
 MINUTES: 36 at Utah (2005)

SEASON-HIGH POINTS:

First Half: 18 vs. Cal Poly
 Second Half: 8 at Pepperdine
 Game: 24 vs. Cal Poly

Percentage Minimums -
 4 FG, 2 3FG, 3 FT Made

MILES YEAR-BY-YEAR BYU STATS

YEAR	GP	GS	MIN	AVG	FG	FGA	PCT	3FG	FGA	PCT	FT	FTA	PCT	OFF	DEF	TOT	AVG	PF	FO	A	AVG	TO	BLK	STL	PTS	AVG
2004-05	28	6	382	13.6	29	81	.358	0	0	.000	17	24	.708	28	36	64	2.3	54	0	19	0.7	20	30	5	75	2.7
2007-08	34	0	291	8.6	31	72	.431	0	0	.000	22	51	.431	20	32	52	1.5	58	1	20	0.6	24	13	9	84	2.5
Total	62	6	673	10.9	60	153	.392	0	0	.000	39	75	.520	48	68	116	1.9	112	1	39	0.6	44	43	14	159	2.6



BYU vs. Wake Forest – Game #13

1/3/09 8:05 pm at Marriott Center, Provo, Utah
VISITORS: Wake Forest 13-0

Table with columns: ##, Player, totfg, 3-pt, rebounds, etc. for Wake Forest players and totals.

Summary statistics for Wake Forest: TOTAL FG%, 3Pt. FG%, F Throw % for both halves and game averages.

HOME TEAM: BYU Cougars 11-2

Table with columns: ##, Player, totfg, 3-pt, rebounds, etc. for BYU Cougars players and totals.

Summary statistics for BYU Cougars: TOTAL FG%, 3Pt. FG%, F Throw % for both halves and game averages.

Officials: Joe Demayo, Kevin O'Connell, DJ Carstensen
Technical fouls: Wake Forest-McFarland,Chas. BYU Cougars-None.
Attendance: 23096
Score by Periods 1st 2nd Total
Wake Forest 45 49 94
BYU Cougars 48 39 87

Points in the paint-WF 36, BY 35. Points off turnovers-WF 21, BY 25.
2nd chance points-WF 14, BY 17. Fast break points-WF 8, BY 13.
Bench points-WF 8, BY 14. Score tied-10 times. Lead changed-11 times.
Last FG-WF 2nd-01:29, BY 2nd-00:10.
Largest lead-WF by 9 1st-16:47, BY by 8 2nd-14:37.

BYU vs. Western Oregon – Game #14

1/6/09 7:35 pm at Marriott Center, Provo, Utah
VISITORS: Western Oregon 6-5

Table with columns: ##, Player, totfg, 3-pt, rebounds, etc. for Western Oregon players and totals.

Summary statistics for Western Oregon: TOTAL FG%, 3Pt. FG%, F Throw % for both halves and game averages.

HOME TEAM: BYU Cougars 12-2

Table with columns: ##, Player, totfg, 3-pt, rebounds, etc. for BYU Cougars players and totals.

Summary statistics for BYU Cougars: TOTAL FG%, 3Pt. FG%, F Throw % for both halves and game averages.

Officials: Ronnie Hernandez, Duane Allen, Casey McClellan
Technical fouls: Western Oregon-None. BYU Cougars-None.
Attendance: 8885
Score by Periods 1st 2nd Total
Western Oregon 33 31 64
BYU Cougars 42 43 85

Points in the paint-WOU 22, BY 40. Points off turnovers-WOU 8, BY 13.
2nd chance points-WOU 8, BY 16. Fast break points-WOU 2, BY 14.
Bench points-WOU 7, BY 34. Score tied-1 time. Lead changed-7 times.
Last FG-WOU 2nd-02:32, BY 2nd-00:38.
Largest lead-WOU by 11 1st-17:17, BY by 21 2nd-00:38.

BYU at Colorado State – Game #15

1/10/09 1:01 PM at Moby Arena (Fort Collins, Colo.)
VISITORS: BYU 12-1 (0-2)

Table with columns: ##, Player, totfg, 3-pt, rebounds, etc. for Colorado State players and totals.

Summary statistics for Colorado State: TOTAL FG%, 3Pt. FG%, F Throw % for both halves and game averages.

HOME TEAM: Colorado State 5-11 (0-2)

Table with columns: ##, Player, totfg, 3-pt, rebounds, etc. for Colorado State players and totals.

Summary statistics for Colorado State: TOTAL FG%, 3Pt. FG%, F Throw % for both halves and game averages.

Officials: Bill Gracey, Scott Thornley, Darron George
Technical fouls: BYU-None. Colorado State-None.
Attendance: 2958
Score by Periods 1st 2nd Total
BYU 46 40 86
Colorado State 30 30 60

Points in the paint-BY 42, CS 26. Points off turnovers-BY 20, CS 17.
2nd chance points-BY 13, CS 13. Fast break points-BY 10, CS 2.
Bench points-BY 32, CS 33. Score tied-4 times. Lead changed-2 times.
Last FG-BY 2nd-03:39, CS 2nd-01:25.
Largest lead-BY by 37 2nd-03:39, CS by 1 1st-13:31.



BYU Cougars Combined Team Statistics (as of Jan 10, 2009)
All games

RECORD:	OVERALL	HOME	AWAY	NEUTRAL
ALL GAMES	13-2	7-1	5-0	1-1
CONFERENCE	1-0	0-0	1-0	0-0
NON-CONFERENCE	12-2	7-1	4-0	1-1

##	Player	gp-gs	min	avg	Total		3-Point		F-Throw		Rebounds			pf	dq	a	to	blk	stl	pts	avg			
					fg-fga	fg%	3fg-fga	3fg%	ft-fa	ft%	off	def	tot											
30	CUMMARD, Lee	15-15	440	29.3	101-178	.567	18-43	.419	48-59	.814	27	64	91	6.1	38	1	48	24	11	13	268	17.9		
45	TAVERNARI, Jonathan	15-15	454	30.3	102-227	.449	40-116	.345	22-28	.786	19	91	110	7.3	31	0	34	21	6	26	266	17.7		
32	FREDETTE, Jimmer	15-14	460	30.7	82-162	.506	24-60	.400	35-43	.814	9	25	34	2.3	15	0	67	38	0	22	223	14.9		
04	EMERY, Jackson	15-15	402	26.8	42-80	.525	20-48	.417	19-27	.704	6	51	57	3.8	36	2	49	19	5	21	123	8.2		
54	MILES, Chris	15-15	311	20.7	46-69	.667	0-0	.000	18-39	.462	18	41	59	3.9	41	2	22	21	10	11	110	7.3		
02	MORGAN, JR, Lamont	15-1	269	17.9	23-48	.479	9-19	.474	13-21	.619	6	22	28	1.9	19	0	24	30	0	10	68	4.5		
01	ABOUO, Charles	15-0	223	14.9	18-43	.419	5-13	.385	21-28	.750	7	33	40	2.7	16	1	10	14	2	5	62	4.1		
05	ROSE, Archie	9-0	75	8.3	6-13	.462	2-2	1.000	15-19	.789	9	16	25	2.8	9	0	2	3	0	2	29	3.2		
53	MACGREGOR, Gavin	13-0	137	10.5	8-14	.571	0-0	.000	15-23	.652	8	21	29	2.2	29	2	2	6	4	2	31	2.4		
34	HARTSOCK, Noah	10-0	99	9.9	8-15	.533	0-0	.000	7-10	.700	7	13	20	2.0	16	0	2	3	4	2	23	2.3		
15	ANDERSON, James	12-0	89	7.4	10-20	.500	0-0	.000	2-5	.400	7	11	18	1.5	19	0	3	1	8	3	22	1.8		
20	PINEGAR, Matthew	9-0	41	4.6	1-6	.167	0-5	.000	0-0	.000	0	2	2	0.2	1	0	1	6	0	2	2	0.2		
Team											20	30	50											
Total.....		15	3000		447-875	.511	118-306	.386	215-302	.712	143	420	563	37.5	270	8	264	186	50	119	1227	81.8		
Opponents.....		15	3000		347-869	.399	81-283	.286	184-276	.667	150	333	483	32.2	276	6	172	227	31	89	959	63.9		

TEAM STATISTICS	BY	OPP	Date	Opponent	Score	Att.
SCORING	1227	959	11/14/08	LONG BEACH STATE	w 75-65	15753
Points per game	81.8	63.9	11/18/08	at Pepperdine	w 82-53	1642
Scoring margin	+17.9	-	11/20/08	NORTH FLORIDA	w 74-41	7778
FIELD GOALS-ATT	447-875	347-869	11/21/08	RICE	w 83-52	9277
Field goal pct	.511	.399	11/22/08	CAL POLY	w 76-64	7782
3 POINT FG-ATT	118-306	81-283	11-29-08	at Idaho State	w 85-65	4374
3-point FG pct	.386	.286	12-03-08	at Weber State	w 92-62	5672
3-pt FG made per game	7.9	5.4	12-06/08	vs Utah State	w 68-63	13890
FREE THROWS-ATT	215-302	184-276	12/10/08	BOISE STATE	w 94-56	10506
Free throw pct	.712	.667	12/13/08	PORTLAND PILOTS	w 91-76	9418
F-Throws made per game	14.3	12.3	12-20-08	vs Arizona State	L 75-76	10431
REBOUNDS	563	483	12/30/08	at Tulsa	w 74-68	5545
Rebounds per game	37.5	32.2	1/3/09	WAKE FOREST	L 87-94	23096
Rebounding margin	+5.3	-	1/6/09	WESTERN OREGON	w 85-64	8885
ASSISTS	264	172	* 1/10/09	at Colorado State	w 86-60	2958
Assists per game	17.6	11.5	* - Conference game			
TURNOVERS	186	227				
Turnovers per game	12.4	15.1				
Turnover margin	+2.7	-				
Assist/turnover ratio	1.4	0.8				
STEALS	119	89				
Steals per game	7.9	5.9				
BLOCKS	50	31				
Blocks per game	3.3	2.1				
ATTENDANCE	92495	44512				
Home games-Avg/Game	8-11562	5-4038				
Neutral site-Avg/Game	-	2-12160				

Score by Periods	1st	2nd	Totals
BYU Cougars	595	632	1227
Opponents	468	491	959

BYU Cougars Category Leaders (as of Jan 10, 2009)
All games

Points	G	Pts	Pts/G	Scoring Average	G	Pts	Avg/G
CUMMARD, Lee	15	268	17.9	CUMMARD, Lee	15	268	17.9
TAVERNARI, Jonathan	15	266	17.7	TAVERNARI, Jonathan	15	266	17.7
FREDETTE, Jimmer	15	223	14.9	FREDETTE, Jimmer	15	223	14.9
EMERY, Jackson	15	123	8.2	EMERY, Jackson	15	123	8.2
MILES, Chris	15	110	7.3	MILES, Chris	15	110	7.3
MORGAN,JR, Lamont	15	68	4.5	MORGAN,JR, Lamont	15	68	4.5
ABOUO, Charles	15	62	4.1	ABOUO, Charles	15	62	4.1
MACGREGOR, Gavin	13	31	2.4	ROSE, Archie	9	29	3.2
ROSE, Archie	9	29	3.2	MACGREGOR, Gavin	13	31	2.4
HARTSOCK, Noah	10	23	2.3	HARTSOCK, Noah	10	23	2.3
ANDERSON, James	12	22	1.8	ANDERSON, James	12	22	1.8
PINEGAR, Matthew	9	2	0.2	PINEGAR, Matthew	9	2	0.2

FG Percentage	FG	Att	Pct	Field Goal Attempts	G	Att	Att/G
MILES, Chris	46	69	.667	TAVERNARI, Jonathan	15	227	15.1
MACGREGOR, Gavin	8	14	.571	CUMMARD, Lee	15	178	11.9
CUMMARD, Lee	101	178	.567	FREDETTE, Jimmer	15	162	10.8
HARTSOCK, Noah	8	15	.533	EMERY, Jackson	15	80	5.3
EMERY, Jackson	42	80	.525	MILES, Chris	15	69	4.6
FREDETTE, Jimmer	82	162	.506	Field Goals Made	G	Made	Made/G
ANDERSON, James	10	20	.500	TAVERNARI, Jonathan	15	102	6.8
MORGAN,JR, Lamont	23	48	.479	CUMMARD, Lee	15	101	6.7
ROSE, Archie	6	13	.462	FREDETTE, Jimmer	15	82	5.5
TAVERNARI, Jonathan	102	227	.449	MILES, Chris	15	46	3.1
ABOUO, Charles	18	43	.419	EMERY, Jackson	15	42	2.8
PINEGAR, Matthew	1	6	.167				

3-Point Percentage	3FG	Att	Pct	3-Point FG Attempts	G	Att	Att/G
ROSE, Archie	2	2	1.000	TAVERNARI, Jonathan	15	116	7.7
MORGAN,JR, Lamont	9	19	.474	FREDETTE, Jimmer	15	60	4.0
CUMMARD, Lee	18	43	.419	EMERY, Jackson	15	48	3.2
EMERY, Jackson	20	48	.417	CUMMARD, Lee	15	43	2.9
FREDETTE, Jimmer	24	60	.400	MORGAN,JR, Lamont	15	19	1.3
ABOUO, Charles	5	13	.385	3-Point FG Made	G	Made	Made/G
TAVERNARI, Jonathan	40	116	.345	TAVERNARI, Jonathan	15	40	2.7
PINEGAR, Matthew	0	5	.000	FREDETTE, Jimmer	15	24	1.6
				EMERY, Jackson	15	20	1.3
				CUMMARD, Lee	15	18	1.2
				MORGAN,JR, Lamont	15	9	0.6

Free Throw Percent	FG	Att	Pct	Free Throw Attempts	G	Att	Att/G
FREDETTE, Jimmer	35	43	.814	CUMMARD, Lee	15	59	3.9
CUMMARD, Lee	48	59	.814	FREDETTE, Jimmer	15	43	2.9
ROSE, Archie	15	19	.789	MILES, Chris	15	39	2.6
TAVERNARI, Jonathan	22	28	.786	TAVERNARI, Jonathan	15	28	1.9
ABOUO, Charles	21	28	.750	ABOUO, Charles	15	28	1.9
EMERY, Jackson	19	27	.704	Free Throws Made	G	Made	Made/G
HARTSOCK, Noah	7	10	.700	CUMMARD, Lee	15	48	3.2
MACGREGOR, Gavin	15	23	.652	FREDETTE, Jimmer	15	35	2.3
MORGAN,JR, Lamont	13	21	.619	TAVERNARI, Jonathan	15	22	1.5
MILES, Chris	18	39	.462	ABOUO, Charles	15	21	1.4
ANDERSON, James	2	5	.400	EMERY, Jackson	15	19	1.3

BYU Cougars Category Leaders (as of Jan 10, 2009)

All games

Rebounds	G	Reb	Reb/G
TAVERNARI, Jonathan	15	110	7.3
CUMMARD, Lee	15	91	6.1
MILES, Chris	15	59	3.9
EMERY, Jackson	15	57	3.8
ABOUO, Charles	15	40	2.7

Assists	G	No.	Ast/G
FREDETTE, Jimmer	15	67	4.5
EMERY, Jackson	15	49	3.3
CUMMARD, Lee	15	48	3.2
TAVERNARI, Jonathan	15	34	2.3
MORGAN, JR, Lamont	15	24	1.6

Rebound Average	G	Reb	Avg/G
TAVERNARI, Jonathan	15	110	7.3
CUMMARD, Lee	15	91	6.1
MILES, Chris	15	59	3.9
EMERY, Jackson	15	57	3.8
ROSE, Archie	9	25	2.8

Steals	G	No.	Stl/G
TAVERNARI, Jonathan	15	26	1.7
FREDETTE, Jimmer	15	22	1.5
EMERY, Jackson	15	21	1.4
CUMMARD, Lee	15	13	0.9
MILES, Chris	15	11	0.7

Offensive Rebounds	G	No.	Avg/G
CUMMARD, Lee	15	27	1.8
TAVERNARI, Jonathan	15	19	1.3
MILES, Chris	15	18	1.2
ROSE, Archie	9	9	1.0
FREDETTE, Jimmer	15	9	0.6

Blocked Shots	G	No.	Blk/G
CUMMARD, Lee	15	11	0.7
MILES, Chris	15	10	0.7
ANDERSON, James	12	8	0.7
TAVERNARI, Jonathan	15	6	0.4
EMERY, Jackson	15	5	0.3

Defensive Rebounds	G	No.	Avg/G
TAVERNARI, Jonathan	15	91	6.1
CUMMARD, Lee	15	64	4.3
EMERY, Jackson	15	51	3.4
MILES, Chris	15	41	2.7
ABOUO, Charles	15	33	2.2

Minutes	G	No.	Min/G
FREDETTE, Jimmer	15	460	30.7
TAVERNARI, Jonathan	15	454	30.3
CUMMARD, Lee	15	440	29.3
EMERY, Jackson	15	402	26.8
MILES, Chris	15	311	20.7

Fouls	G	No.	Per/G
MILES, Chris	15	41	2.7
CUMMARD, Lee	15	38	2.5
EMERY, Jackson	15	36	2.4
TAVERNARI, Jonathan	15	31	2.1
MACGREGOR, Gavin	13	29	2.2

Turnovers	G	No.	TO/G
FREDETTE, Jimmer	15	38	2.5
MORGAN, JR, Lamont	15	30	2.0
CUMMARD, Lee	15	24	1.6
MILES, Chris	15	21	1.4
TAVERNARI, Jonathan	15	21	1.4

Foulsouts	G	No.
MACGREGOR, Gavin	13	2
MILES, Chris	15	2
EMERY, Jackson	15	2
CUMMARD, Lee	15	1
ABOUO, Charles	15	1

BYU Cougars Overall/Conference Statistics (as of Jan 10, 2009)
All games

SUMMARY	Overall Statistics										Conference Statistics									
	gp-gs	min/g	fg%	3fg%	ft%	r/g	a/g	stl	blk	pts/g	gp-gs	min/g	fg%	3fg%	ft%	r/g	a/g	stl	blk	pts/g
CUMMARD, Lee	15-15	29.3	.567	.419	.814	6.1	3.2	13	11	17.9	1-1	23.0	.800	1.000	.000	8.0	2.0	0	1	18.0
TAVERNARI, Jonathan	15-15	30.3	.449	.345	.786	7.3	2.3	26	6	17.7	1-1	17.0	.333	.500	.000	5.0	1.0	1	0	7.0
FREDETTE, Jimmer	15-14	30.7	.506	.400	.814	2.3	4.5	22	0	14.9	1-1	31.0	.500	.333	1.000	3.0	4.0	2	0	15.0
EMERY, Jackson	15-15	26.8	.525	.417	.704	3.8	3.3	21	5	8.2	1-1	20.0	.600	.500	.000	3.0	3.0	2	1	8.0
MILES, Chris	15-15	20.7	.667	.000	.462	3.9	1.5	11	10	7.3	1-1	21.0	.667	.000	.667	3.0	2.0	2	2	6.0
MORGAN, JR, Lamont	15-1	17.9	.479	.474	.619	1.9	1.6	10	0	4.5	1-0	23.0	.625	.500	.000	3.0	3.0	1	0	11.0
ABOUO, Charles	15-0	14.9	.419	.385	.750	2.7	0.7	5	2	4.1	1-0	20.0	.600	.667	.000	4.0	0.0	0	0	8.0
ROSE, Archie	9-0	8.3	.462	1.000	.789	2.8	0.2	2	0	3.2	1-0	11.0	.667	.000	.000	3.0	1.0	0	0	4.0
MACGREGOR, Gavin	13-0	10.5	.571	.000	.652	2.2	0.2	2	4	2.4	1-0	14.0	.667	.000	.000	4.0	0.0	0	1	8.0
HARTSOCK, Noah	10-0	9.9	.533	.000	.700	2.0	0.2	2	4	2.3	1-0	12.0	.000	.000	.500	1.0	0.0	1	0	1.0
ANDERSON, James	12-0	7.4	.500	.000	.400	1.5	0.3	3	8	1.8	1-0	5.0	.000	.000	.000	0.0	0.0	1	0	0.0
PINEGAR, Matthew	9-0	4.6	.167	.000	.000	0.2	0.1	2	0	0.2	1-0	3.0	.000	.000	.000	0.0	0.0	0	0	0.0
Totals	15		.511	.386	.712	37.5	17.6	119	50	81.8	1		.571	.526	.500	38.0	16.0	10	5	86.0
Opponent	15		.399	.286	.667	32.2	11.5	89	31	63.9	1		.345	.188	.708	33.0	5.0	7	4	60.0

SCORING	Overall Statistics								Conference Statistics							
	fg-fga	fg%	3fg-fga	3fg%	ft-fta	ft%	pts	pts/g	fg-fga	fg%	3fg-fga	3fg%	ft-fta	ft%	pts	pts/g
CUMMARD, Lee	101-178	.567	18-43	.419	48-59	.814	268	17.9	8-10	.800	2-2	1.000	0-0	.000	18	18.0
TAVERNARI, Jonathan	102-227	.449	40-116	.345	22-28	.786	266	17.7	3-9	.333	1-2	.500	0-0	.000	7	7.0
FREDETTE, Jimmer	82-162	.506	24-60	.400	35-43	.814	223	14.9	6-12	.500	2-6	.333	1-1	1.000	15	15.0
EMERY, Jackson	42-80	.525	20-48	.417	19-27	.704	123	8.2	3-5	.600	2-4	.500	0-0	.000	8	8.0
MILES, Chris	46-69	.667	0-0	.000	18-39	.462	110	7.3	2-3	.667	0-0	.000	2-3	.667	6	6.0
MORGAN, JR, Lamont	23-48	.479	9-19	.474	13-21	.619	68	4.5	5-8	.625	1-2	.500	0-0	.000	11	11.0
ABOUO, Charles	18-43	.419	5-13	.385	21-28	.750	62	4.1	3-5	.600	2-3	.667	0-0	.000	8	8.0
ROSE, Archie	6-13	.462	2-2	1.000	15-19	.789	29	3.2	2-3	.667	0-0	.000	0-0	.000	4	4.0
MACGREGOR, Gavin	8-14	.571	0-0	.000	15-23	.652	31	2.4	4-6	.667	0-0	.000	0-2	.000	8	8.0
HARTSOCK, Noah	8-15	.533	0-0	.000	7-10	.700	23	2.3	0-1	.000	0-0	.000	1-2	.500	1	1.0
ANDERSON, James	10-20	.500	0-0	.000	2-5	.400	22	1.8	0-1	.000	0-0	.000	0-0	.000	0	0.0
PINEGAR, Matthew	1-6	.167	0-5	.000	0-0	.000	2	0.2	0-0	.000	0-0	.000	0-0	.000	0	0.0
Totals	447-875	.511	118-306	.386	215-302	.712	1227	81.8	36-63	.571	10-19	.526	4-8	.500	86	86.0
Opponent	347-869	.399	81-283	.286	184-276	.667	959	63.9	20-58	.345	3-16	.188	17-24	.708	60	60.0

TOTALS	Overall Statistics										Conference Statistics									
	o-reb	d-reb	total	pf	fo	a	to	a/to	hi pts	o-reb	d-reb	total	pf	fo	a	to	a/to	hi pts		
CUMMARD, Lee	27	64	91	38	1	48	24	2.0	36	3	5	8	2	0	2	2	1.0	18		
TAVERNARI, Jonathan	19	91	110	31	0	34	21	1.6	25	1	4	5	3	0	1	2	0.5	7		
FREDETTE, Jimmer	9	25	34	15	0	67	38	1.8	23	0	3	3	0	0	4	2	2.0	15		
EMERY, Jackson	6	51	57	36	2	49	19	2.6	15	0	3	3	2	0	3	1	3.0	8		
MILES, Chris	18	41	59	41	2	22	21	1.0	24	1	2	3	2	0	2	2	1.0	6		
MORGAN, JR, Lamont	6	22	28	19	0	24	30	0.8	12	3	0	3	3	0	3	2	1.5	11		
ABOUO, Charles	7	33	40	16	1	10	14	0.7	10	1	3	4	1	0	0	2	0.0	8		
ROSE, Archie	9	16	25	9	0	2	3	0.7	11	0	3	3	1	0	1	1	1.0	4		
MACGREGOR, Gavin	8	21	29	29	2	2	6	0.3	8	1	3	4	4	0	0	0	0.0	8		
HARTSOCK, Noah	7	13	20	16	0	2	3	0.7	7	0	1	1	3	0	0	0	0.0	1		
ANDERSON, James	7	11	18	19	0	3	1	3.0	10	0	0	0	1	0	0	0	0.0	0		
PINEGAR, Matthew	0	2	2	1	0	1	6	0.2	2	0	0	0	0	0	0	2	0.0	0		
Totals	143	420	563	270	8	264	186	1.4	94	10	28	38	22	0	16	16	1.0	86		
Opponent	150	333	483	276	6	172	227	0.8	94	13	20	33	11	0	5	19	0.3	60		

BYU Cougars Team Game-by-Game (as of Jan 10, 2009)
All games

TEAM STATISTICS

Opponent	Date	Score		Total		3-Pointers		Free throws		Rebounds				pf	a	t/o	blk	stl	pts	avg
				fg-fga	pct	3fg-fga	pct	ft-fta	pct	off	def	tot	avg							
LONG BEACH STATE	11/14/08	75-65	W	26-60	.433	6-23	.261	17-27	.630	10	33	43	43.0	14	17	11	5	3	75	75.0
at Pepperdine	11/18/08	82-53	W	26-50	.520	6-21	.286	24-28	.857	9	27	36	39.5	17	19	16	2	10	82	78.5
NORTH FLORIDA	11/20/08	74-41	W	31-62	.500	8-22	.364	4-10	.400	12	33	45	41.3	15	21	10	3	6	74	77.0
RICE	11/21/08	83-52	W	30-54	.556	12-22	.545	11-16	.688	8	23	31	38.8	17	22	11	1	9	83	78.5
CAL POLY	11/22/08	76-64	W	33-63	.524	3-15	.200	7-8	.875	11	33	44	39.8	17	18	16	3	4	76	78.0
at Idaho State	11-29-08	85-65	W	30-53	.566	8-21	.381	17-23	.739	8	25	33	38.7	21	18	11	2	11	85	79.2
at Weber State	12-03-08	92-62	W	35-61	.574	11-25	.440	11-13	.846	9	27	36	38.3	18	20	6	2	5	92	81.0
vs Utah State	12/06/08	68-63	W	22-53	.415	8-19	.421	16-24	.667	7	20	27	36.9	18	14	9	6	12	68	79.4
BOISE STATE	12/10/08	94-56	W	35-66	.530	10-18	.556	14-23	.609	9	31	40	37.2	12	17	10	9	12	94	81.0
PORTLAND PILOTS	12/13/08	91-76	W	29-47	.617	8-18	.444	25-33	.758	8	23	31	36.6	20	18	17	2	6	91	82.0
vs Arizona State	12-20-08	75-76	L	26-52	.500	10-26	.385	13-19	.684	8	23	31	36.1	26	19	16	2	8	75	81.4
at Tulsa	12/30/08	74-68	W	28-53	.528	3-12	.250	15-21	.714	7	32	39	36.3	16	9	13	3	6	74	80.8
WAKE FOREST	1/3/09	87-94	L	31-77	.403	10-32	.313	15-20	.750	17	29	46	37.1	28	21	13	0	6	87	81.2
WESTERN OREGON	1/6/09	85-64	W	29-61	.475	5-13	.385	22-29	.759	10	33	43	37.5	9	15	11	5	11	85	81.5
at Colorado State	1/10/09	86-60	W	36-63	.571	10-19	.526	4-8	.500	10	28	38	37.5	22	16	16	5	10	86	81.8
BYU Cougars		1227		447-875	.511	118-306	.386	215-302	.712	143	420	563	37.5	270	264	186	50	119	1227	81.8
Opponents		959		347-869	.399	81-283	.286	184-276	.667	150	333	483	32.2	276	172	227	31	89	959	63.9

Games played: 15
Points/game: 81.8
FG Pct: 51.1
3FG Pct: 38.6
FT Pct: 71.2

Rebounds/game: 37.5
Assists/game: 17.6
Turnovers/game: 12.4
Assist/turnover ratio: 1.4
Steals/game: 7.9
Blocks/game: 3.3

BYU Cougars Opponent Game-by-Game (as of Jan 10, 2009)
All games

OPPONENT STATISTICS

Opponent	Date	Score		Total		3-Pointers		Free throws		Rebounds				pf	a	t/o	blk	stl	pts	avg
				fg-fga	pct	3fg-fga	pct	ft-fta	pct	off	def	tot	avg							
LONG BEACH STATE	11/14/08	75-65	W	25-61	.410	8-22	.364	7-14	.500	7	29	36	36.0	19	15	10	1	6	65	65.0
at Pepperdine	11/18/08	82-53	W	19-53	.358	5-14	.357	10-13	.769	8	16	24	30.0	24	10	18	1	7	53	59.0
NORTH FLORIDA	11/20/08	74-41	W	16-52	.308	3-14	.214	6-9	.667	5	22	27	29.0	14	6	16	0	8	41	53.0
RICE	11/21/08	83-52	W	20-52	.385	6-20	.300	6-10	.600	9	19	28	28.8	15	9	18	1	6	52	52.8
CAL POLY	11/22/08	76-64	W	23-59	.390	6-19	.316	12-16	.750	6	20	26	28.2	16	13	12	3	7	64	55.0
at Idaho State	11-29-08	85-65	W	23-56	.411	5-14	.357	14-26	.538	14	17	31	28.7	18	15	13	0	4	65	56.7
at Weber State	12-03-08	92-62	W	21-46	.457	5-19	.263	15-23	.652	2	19	21	27.6	18	7	15	2	1	62	57.4
vs Utah State	12/06/08	68-63	W	21-52	.404	5-22	.227	16-19	.842	14	25	39	29.0	20	15	17	2	5	63	58.1
BOISE STATE	12/10/08	94-56	W	23-66	.348	4-20	.200	6-10	.600	16	27	43	30.6	19	14	25	2	3	56	57.9
PORTLAND PILOTS	12/13/08	91-76	W	28-61	.459	10-26	.385	10-15	.667	12	15	27	30.2	26	15	15	1	7	76	59.7
vs Arizona State	12-20-08	75-76	L	25-52	.481	5-17	.294	21-31	.677	11	21	32	30.4	18	15	14	2	8	76	61.2
at Tulsa	12/30/08	74-68	W	26-72	.361	4-21	.190	12-17	.706	15	23	38	31.0	17	8	7	2	8	68	61.8
WAKE FOREST	1/3/09	87-94	L	32-64	.500	5-16	.313	25-36	.694	9	33	42	31.8	21	14	13	6	6	94	64.2
WESTERN OREGON	1/6/09	85-64	W	25-65	.385	7-23	.304	7-13	.538	9	27	36	32.1	20	11	15	4	6	64	64.2
at Colorado State	1/10/09	86-60	W	20-58	.345	3-16	.188	17-24	.708	13	20	33	32.2	11	5	19	4	7	60	63.9
Opponents		959		347-869	.399	81-283	.286	184-276	.667	150	333	483	32.2	276	172	227	31	89	959	63.9
BYU Cougars		1227		447-875	.511	118-306	.386	215-302	.712	143	420	563	37.5	270	264	186	50	119	1227	81.8

Games played: 15
Points/game: 63.9
FG Pct: 39.9
3FG Pct: 28.6
FT Pct: 66.7

Rebounds/game: 32.2
Assists/game: 11.5
Turnovers/game: 15.1
Assist/turnover ratio: 0.8
Steals/game: 5.9
Blocks/game: 2.1

BYU Cougars Points-Rebounds-Assists (as of Jan 10, 2009)
All games

Opponent	Date	Score		01	02	04	05	15	20	30
				ABOUO,CHAR	MORGAN,JR,	EMERY,JACK	ROSE,ARCHI	ANDERSON,J	PINEGAR,MA	CUMMARD,LE
LONG BEACH STATE	11/14/08	75-65	w	0-2-0	0-3-2	3-5-3	DNP	DNP	DNP	36-11-4
at Pepperdine	11/18/08	82-53	w	9-2-1	0-3-2	9-2-9	DNP	0-1-0	0-0-0	13-5-1
NORTH FLORIDA	11/20/08	74-41	w	9-4-1	4-1-2	8-1-5	DNP	2-5-0	2-2-1	7-12-1
RICE	11/21/08	83-52	w	9-2-2	10-0-4	8-5-3	DNP	4-2-0	0-0-0	13-1-3
CAL POLY	11/22/08	76-64	w	3-4-1	3-1-1	9-3-3	DNP	0-1-0	DNP	28-9-2
at Idaho State	11-29-08	85-65	w	3-3-0	2-3-1	15-4-2	DNP	0-1-0	0-0-0	17-4-3
at Weber State	12-03-08	92-62	w	2-2-1	9-2-1	6-2-2	0-6-0	6-1-0	0-0-0	30-4-3
vs Utah State	12/06/08	68-63	w	0-0-0	0-1-0	9-6-3	0-0-0	0-0-0	DNP	6-1-6
BOISE STATE	12/10/08	94-56	w	3-0-0	8-2-2	14-2-2	3-5-1	10-7-2	0-0-0	20-7-4
PORTLAND PILOTS	12/13/08	91-76	w	1-0-0	7-1-1	10-5-4	5-2-0	0-0-1	0-0-0	12-8-5
vs Arizona State	12-20-08	75-76	L	0-2-1	0-2-0	5-3-3	6-5-0	DNP	DNP	13-6-6
at Tulsa	12/30/08	74-68	w	1-6-1	2-1-0	5-6-1	0-1-0	DNP	DNP	26-2-2
WAKE FOREST	1/3/09	87-94	L	10-5-1	0-4-2	13-5-3	0-0-0	0-0-0	DNP	17-8-3
WESTERN OREGON	1/6/09	85-64	w	4-4-1	12-1-3	1-5-3	11-3-0	0-0-0	0-0-0	12-5-3
at Colorado State	1/10/09	86-60	w	8-4-0	11-3-3	8-3-3	4-3-1	0-0-0	0-0-0	18-8-2

Opponent	Date	Score		32	34	45	53	54
				FREDETTE,J	HARTSOCK,N	TAVERNARI,	MACGREGOR,	MILES,CHRI
LONG BEACH STATE	11/14/08	75-65	w	8-3-3	0-2-0	19-7-5	0-0-0	9-6-0
at Pepperdine	11/18/08	82-53	w	16-1-5	6-2-0	17-10-1	2-0-0	10-3-0
NORTH FLORIDA	11/20/08	74-41	w	4-1-6	4-4-0	25-5-4	0-4-0	9-3-1
RICE	11/21/08	83-52	w	13-4-5	4-5-0	18-5-1	1-0-1	3-5-3
CAL POLY	11/22/08	76-64	w	9-2-5	0-2-2	0-10-3	DNP	24-6-1
at Idaho State	11-29-08	85-65	w	19-4-6	DNP	23-6-4	2-2-0	4-5-2
at Weber State	12-03-08	92-62	w	18-2-7	DNP	11-7-6	2-2-0	8-3-0
vs Utah State	12/06/08	68-63	w	16-5-2	DNP	24-9-1	7-2-1	6-1-1
BOISE STATE	12/10/08	94-56	w	23-0-2	DNP	13-8-2	DNP	0-4-2
PORTLAND PILOTS	12/13/08	91-76	w	17-3-3	1-0-0	25-6-0	1-1-0	12-3-4
vs Arizona State	12-20-08	75-76	L	16-0-4	DNP	24-4-4	4-4-0	7-2-1
at Tulsa	12/30/08	74-68	w	13-1-2	0-0-0	20-10-1	0-3-0	7-7-2
WAKE FOREST	1/3/09	87-94	L	23-2-9	0-0-0	18-9-0	4-5-0	2-4-3
WESTERN OREGON	1/6/09	85-64	w	13-3-4	7-4-0	22-9-1	0-2-0	3-4-0
at Colorado State	1/10/09	86-60	w	15-3-4	1-1-0	7-5-1	8-4-0	6-3-2

BYU Cougars Game-by-Game Highs (as of Jan 10, 2009)
All games

Opponent	Date	Score	Points	Rebounds	Assists	Steals	Blocked shots
LONG BEACH STATE	11/14/08	75-65	36-CUMMARD, Lee	11-CUMMARD, Lee	5-TAVERNARI, Jonat	2-CUMMARD, Lee	4-CUMMARD, Lee
at Pepperdine	11/18/08	82-53	17-TAVERNARI, Jona	10-TAVERNARI, Jona	9-EMERY, Jackson	3-TAVERNARI, Jonat	1-ABOUO, Charles TAVERNARI, Jonat
NORTH FLORIDA	11/20/08	74-41	25-TAVERNARI, Jona	12-CUMMARD, Lee	6-FREDETTE, Jimme	3-FREDETTE, Jimme	3-ANDERSON, Jame
RICE	11/21/08	83-52	18-TAVERNARI, Jona	5-HARTSOCK, Noah EMERY, Jackson MILES, Chris TAVERNARI, Jonat	5-FREDETTE, Jimme	3-FREDETTE, Jimme TAVERNARI, Jonat	1-CUMMARD, Lee
CAL POLY	11/22/08	76-64	28-CUMMARD, Lee	10-TAVERNARI, Jona	5-FREDETTE, Jimme	1-TAVERNARI, Jonat MILES, Chris EMERY, Jackson MORGAN, JR., Lam	2-MILES, Chris
at Idaho State	11-29-08	85-65	23-TAVERNARI, Jona	6-TAVERNARI, Jonat	6-FREDETTE, Jimme	3-CUMMARD, Lee EMERY, Jackson	1-CUMMARD, Lee MILES, Chris
at Weber State	12-03-08	92-62	30-CUMMARD, Lee	7-TAVERNARI, Jonat	7-FREDETTE, Jimme	2-EMERY, Jackson	2-MILES, Chris
vs Utah State	12/06/08	68-63	24-TAVERNARI, Jona	9-TAVERNARI, Jonat	6-CUMMARD, Lee	5-EMERY, Jackson	2-MACGREGOR, Ga
BOISE STATE	12/10/08	94-56	23-FREDETTE, Jimm	8-TAVERNARI, Jonat	4-CUMMARD, Lee	4-FREDETTE, Jimme	5-ANDERSON, Jame
PORTLAND PILOTS	12/13/08	91-76	25-TAVERNARI, Jona	8-CUMMARD, Lee	5-CUMMARD, Lee	2-MILES, Chris FREDETTE, Jimmer	1-EMERY, Jackson MACGREGOR, Gav
vs Arizona State	12-20-08	75-76	24-TAVERNARI, Jona	6-CUMMARD, Lee	6-CUMMARD, Lee	2-EMERY, Jackson FREDETTE, Jimmer	1-CUMMARD, Lee TAVERNARI, Jonat
at Tulsa	12/30/08	74-68	26-CUMMARD, Lee	10-TAVERNARI, Jona	2-MILES, Chris CUMMARD, Lee FREDETTE, Jimmer	4-TAVERNARI, Jonat	1-TAVERNARI, Jonat EMERY, Jackson CUMMARD, Lee
WAKE FOREST	1/3/09	87-94	23-FREDETTE, Jimm	9-TAVERNARI, Jonat	9-FREDETTE, Jimme	2-FREDETTE, Jimme EMERY, Jackson	None
WESTERN OREGON	1/6/09	85-64	22-TAVERNARI, Jona	9-TAVERNARI, Jonat	4-FREDETTE, Jimme	3-TAVERNARI, Jonat	3-HARTSOCK, Noah
at Colorado State	1/10/09	86-60	18-CUMMARD, Lee	8-CUMMARD, Lee	4-FREDETTE, Jimme	2-EMERY, Jackson FREDETTE, Jimmer MILES, Chris	2-MILES, Chris

BYU Cougars Team High/Low Analysis (as of Jan 10, 2009)
All games

BYU Cougars - TEAM GAME HIGHS

POINTS	94	BOISE STATE (12/10/08)
	92	at Weber State (12-03-08)
	91	PORTLAND PILOTS (12/13/08)
	87	WAKE FOREST (1/3/09)
FIELD GOALS MADE	86	at Colorado State (1/10/09)
	36	at Colorado State (1/10/09)
	35	BOISE STATE (12/10/08)
	35	at Weber State (12-03-08)
FIELD GOAL ATTEMPTS	77	WAKE FOREST (1/3/09)
	66	BOISE STATE (12/10/08)
FIELD GOAL PERCENTAGE	.617 (29-47)	PORTLAND PILOTS (12/13/08)
	.574 (35-61)	at Weber State (12-03-08)
3 PT FIELD GOALS MADE	12	RICE (11/21/08)
	11	at Weber State (12-03-08)
3 PT FG ATTEMPTS	32	WAKE FOREST (1/3/09)
	26	vs Arizona State (12-20-08)
3 PT FG PERCENTAGE	.556 (10-18)	BOISE STATE (12/10/08)
	.545 (12-22)	RICE (11/21/08)
FREE THROWS MADE	25	PORTLAND PILOTS (12/13/08)
	24	at Pepperdine (11/18/08)
FREE THROW ATTEMPTS	33	PORTLAND PILOTS (12/13/08)
	29	WESTERN OREGON (1/6/09)
FREE THROW PERCENTAGE	.875 (7-8)	CAL POLY (11/22/08)
	.857 (24-28)	at Pepperdine (11/18/08)
REBOUNDS	46	WAKE FOREST (1/3/09)
	45	NORTH FLORIDA (11/20/08)
ASSISTS	22	RICE (11/21/08)
	21	WAKE FOREST (1/3/09)
STEALS	21	NORTH FLORIDA (11/20/08)
	12	BOISE STATE (12/10/08)
BLOCKED SHOTS	12	vs Utah State (12/06/08)
	9	BOISE STATE (12/10/08)
TURNOVERS	6	vs Utah State (12/06/08)
	17	PORTLAND PILOTS (12/13/08)
	16	at Colorado State (1/10/09)
	16	vs Arizona State (12-20-08)
	16	CAL POLY (11/22/08)
	16	at Pepperdine (11/18/08)
FOULS	28	WAKE FOREST (1/3/09)
	26	vs Arizona State (12-20-08)

BYU Cougars High/Low Analysis (as of Jan 10, 2009)
All games

Opponent - GAME HIGHS

POINTS	94	WAKE FOREST (1/3/09)
	76	vs Arizona State (12-20-08)
	76	PORTLAND PILOTS (12/13/08)
	68	at Tulsa (12/30/08)
	65	at Idaho State (11-29-08)
FIELD GOALS MADE	65	LONG BEACH STATE (11/14/08)
	32	WAKE FOREST (1/3/09)
FIELD GOAL ATTEMPTS	28	PORTLAND PILOTS (12/13/08)
	72	at Tulsa (12/30/08)
FIELD GOAL PERCENTAGE	66	BOISE STATE (12/10/08)
	.500 (32-64)	WAKE FOREST (1/3/09)
3 PT FIELD GOALS MADE	.481 (25-52)	vs Arizona State (12-20-08)
	10	PORTLAND PILOTS (12/13/08)
3 PT FG ATTEMPTS	8	LONG BEACH STATE (11/14/08)
	26	PORTLAND PILOTS (12/13/08)
3 PT FG PERCENTAGE	23	WESTERN OREGON (1/6/09)
	.385 (10-26)	PORTLAND PILOTS (12/13/08)
FREE THROWS MADE	.364 (8-22)	LONG BEACH STATE (11/14/08)
	25	WAKE FOREST (1/3/09)
FREE THROW ATTEMPTS	21	vs Arizona State (12-20-08)
	36	WAKE FOREST (1/3/09)
FREE THROW PERCENTAGE	31	vs Arizona State (12-20-08)
	.842 (16-19)	vs Utah State (12/06/08)
REBOUNDS	.769 (10-13)	at Pepperdine (11/18/08)
	43	BOISE STATE (12/10/08)
ASSISTS	42	WAKE FOREST (1/3/09)
	15	vs Arizona State (12-20-08)
STEALS	15	PORTLAND PILOTS (12/13/08)
	15	vs Utah State (12/06/08)
	15	at Idaho State (11-29-08)
	15	LONG BEACH STATE (11/14/08)
	8	at Tulsa (12/30/08)
BLOCKED SHOTS	8	vs Arizona State (12-20-08)
	8	NORTH FLORIDA (11/20/08)
TURNOVERS	6	WAKE FOREST (1/3/09)
	4	at Colorado State (1/10/09)
FOULS	4	WESTERN OREGON (1/6/09)
	25	BOISE STATE (12/10/08)
	19	at Colorado State (1/10/09)
	26	PORTLAND PILOTS (12/13/08)
	24	at Pepperdine (11/18/08)

BYU Cougars High/Low Analysis (as of Jan 10, 2009)
All games

BYU Cougars - GAME LOWS

POINTS	68		vs Utah State (12/06/08)
	74		NORTH FLORIDA (11/20/08)
	74		at Tulsa (12/30/08)
	75		LONG BEACH STATE (11/14/08)
	75		vs Arizona State (12-20-08)
	22		vs Utah State (12/06/08)
FIELD GOALS MADE	26		LONG BEACH STATE (11/14/08)
	26		at Pepperdine (11/18/08)
	26		vs Arizona State (12-20-08)
	47		PORTLAND PILOTS (12/13/08)
FIELD GOAL ATTEMPTS	50		at Pepperdine (11/18/08)
	.403	(31-77)	WAKE FOREST (1/3/09)
FIELD GOAL PERCENTAGE	.415	(22-53)	vs Utah State (12/06/08)
	3		CAL POLY (11/22/08)
3 PT FIELD GOALS MADE	3		at Tulsa (12/30/08)
	12		at Tulsa (12/30/08)
3 PT FG ATTEMPTS	13		WESTERN OREGON (1/6/09)
	.200	(3-15)	CAL POLY (11/22/08)
3 PT FG PERCENTAGE	.250	(3-12)	at Tulsa (12/30/08)
	4		NORTH FLORIDA (11/20/08)
FREE THROWS MADE	4		at Colorado State (1/10/09)
	8		CAL POLY (11/22/08)
FREE THROW ATTEMPTS	8		at Colorado State (1/10/09)
	.400	(4-10)	NORTH FLORIDA (11/20/08)
FREE THROW PERCENTAGE	.500	(4-8)	at Colorado State (1/10/09)
	27		vs Utah State (12/06/08)
REBOUNDS	31		RICE (11/21/08)
	31		PORTLAND PILOTS (12/13/08)
	31		vs Arizona State (12-20-08)
	9		at Tulsa (12/30/08)
ASSISTS	14		vs Utah State (12/06/08)
STEALS	3		LONG BEACH STATE (11/14/08)
	4		CAL POLY (11/22/08)
BLOCKED SHOTS	0		WAKE FOREST (1/3/09)
	1		RICE (11/21/08)
TURNOVERS	6		at Weber State (12-03-08)
	9		vs Utah State (12/06/08)
FOULS	9		WESTERN OREGON (1/6/09)
	12		BOISE STATE (12/10/08)

BYU Cougars High/Low Analysis (as of Jan 10, 2009)
All games

Opponent - GAME LOWS

POINTS	41		NORTH FLORIDA (11/20/08)
	52		RICE (11/21/08)
	53		at Pepperdine (11/18/08)
	56		BOISE STATE (12/10/08)
	60		at Colorado State (1/10/09)
FIELD GOALS MADE	16		NORTH FLORIDA (11/20/08)
	19		at Pepperdine (11/18/08)
FIELD GOAL ATTEMPTS	46		at Weber State (12-03-08)
	52		NORTH FLORIDA (11/20/08)
	52		RICE (11/21/08)
	52		vs Utah State (12/06/08)
	52		vs Arizona State (12-20-08)
FIELD GOAL PERCENTAGE	.308	(16-52)	NORTH FLORIDA (11/20/08)
	.345	(20-58)	at Colorado State (1/10/09)
3 PT FIELD GOALS MADE	3		NORTH FLORIDA (11/20/08)
	3		at Colorado State (1/10/09)
3 PT FG ATTEMPTS	14		at Pepperdine (11/18/08)
	14		NORTH FLORIDA (11/20/08)
	14		at Idaho State (11-29-08)
3 PT FG PERCENTAGE	.188	(3-16)	at Colorado State (1/10/09)
	.190	(4-21)	at Tulsa (12/30/08)
FREE THROWS MADE	6		NORTH FLORIDA (11/20/08)
	6		RICE (11/21/08)
	6		BOISE STATE (12/10/08)
FREE THROW ATTEMPTS	9		NORTH FLORIDA (11/20/08)
	10		RICE (11/21/08)
	10		BOISE STATE (12/10/08)
FREE THROW PERCENTAGE	.500	(7-14)	LONG BEACH STATE (11/14/08)
	.538	(7-13)	WESTERN OREGON (1/6/09)
	.538	(14-26)	at Idaho State (11-29-08)
REBOUNDS	21		at Weber State (12-03-08)
	24		at Pepperdine (11/18/08)
ASSISTS	5		at Colorado State (1/10/09)
	6		NORTH FLORIDA (11/20/08)
STEALS	1		at Weber State (12-03-08)
BLOCKED SHOTS	3		BOISE STATE (12/10/08)
	0		NORTH FLORIDA (11/20/08)
TURNOVERS	0		at Idaho State (11-29-08)
	7		at Tulsa (12/30/08)
FOULS	10		LONG BEACH STATE (11/14/08)
	11		at Colorado State (1/10/09)
	14		NORTH FLORIDA (11/20/08)

BYU Cougars Player High/Low Analysis (as of Jan 10, 2009)
All games

BYU Cougars - INDIVIDUAL GAME HIGHS

Points	36		CUMMARD, Lee vs Long Beach State (11/14/08)
	30		CUMMARD, Lee at Weber State (12-03-08)
	28		CUMMARD, Lee vs Cal Poly (11/22/08)
	26		CUMMARD, Lee at Tulsa (12/30/08)
	25		TAVERNARI, Jonathan vs Portland Pilots (12/13/08)
	25		TAVERNARI, Jonathan vs North Florida (11/20/08)
Field Goals Made	13		CUMMARD, Lee vs Cal Poly (11/22/08)
	13		CUMMARD, Lee vs Long Beach State (11/14/08)
Field Goal Att.	21		TAVERNARI, Jonathan vs Long Beach State (11/14/08)
	20		CUMMARD, Lee vs Wake Forest (1/3/09)
FG Pct (min 5 made)	.923	(12-13)	CUMMARD, Lee at Weber State (12-03-08)
	.857	(6-7)	FREDETTE, Jimmer vs Portland Pilots (12/13/08)
	.857	(6-7)	MILES, Chris vs Portland Pilots (12/13/08)
3-Point FG Made	5		TAVERNARI, Jonathan vs Portland Pilots (12/13/08)
	5		TAVERNARI, Jonathan vs North Florida (11/20/08)
3-Point FG Att.	13		TAVERNARI, Jonathan vs Wake Forest (1/3/09)
	11		TAVERNARI, Jonathan vs Portland Pilots (12/13/08)
3-Pt FG Pct (min 2 made)	1.000	(2-2)	CUMMARD, Lee at Colorado State (1/10/09)
	1.000	(2-2)	MORGAN, JR., Lamont vs Western Oregon (1/6/09)
	1.000	(2-2)	CUMMARD, Lee vs Boise State (12/10/08)
	1.000	(2-2)	MORGAN, JR., Lamont vs Boise State (12/10/08)
	1.000	(2-2)	MORGAN, JR., Lamont vs Rice (11/21/08)
Free Throws Made	8		CUMMARD, Lee at Tulsa (12/30/08)
	7		TAVERNARI, Jonathan vs Utah State (12/06/08)
	7		CUMMARD, Lee vs Long Beach State (11/14/08)
Free Throw Att.	11		MILES, Chris vs Long Beach State (11/14/08)
	10		CUMMARD, Lee at Tulsa (12/30/08)
FT Pct (min 3 made)	1.000	(7-7)	CUMMARD, Lee vs Long Beach State (11/14/08)
	1.000	(6-6)	ROSE, Archie vs Western Oregon (1/6/09)
	1.000	(6-6)	TAVERNARI, Jonathan vs Portland Pilots (12/13/08)
	1.000	(6-6)	CUMMARD, Lee vs Boise State (12/10/08)
	1.000	(6-6)	ABOUO, Charles at Pepperdine (11/18/08)
	1.000	(4-4)	MACGREGOR, Gavin vs Arizona State (12-20-08)
	1.000	(4-4)	MORGAN, JR., Lamont at Weber State (12-03-08)
	1.000	(4-4)	FREDETTE, Jimmer at Idaho State (11-29-08)
	1.000	(4-4)	ABOUO, Charles vs Rice (11/21/08)
	1.000	(3-3)	FREDETTE, Jimmer vs Western Oregon (1/6/09)
	1.000	(3-3)	ABOUO, Charles vs Wake Forest (1/3/09)
	1.000	(3-3)	FREDETTE, Jimmer at Tulsa (12/30/08)
	1.000	(3-3)	CUMMARD, Lee at Pepperdine (11/18/08)
Rebounds	12		CUMMARD, Lee vs North Florida (11/20/08)
	11		CUMMARD, Lee vs Long Beach State (11/14/08)
Assists	9		FREDETTE, Jimmer vs Wake Forest (1/3/09)
	9		EMERY, Jackson at Pepperdine (11/18/08)
Steals	5		EMERY, Jackson vs Utah State (12/06/08)
	4		TAVERNARI, Jonathan at Tulsa (12/30/08)
	4		FREDETTE, Jimmer vs Boise State (12/10/08)
	4		TAVERNARI, Jonathan vs Utah State (12/06/08)
Blocked Shots	5		ANDERSON, James vs Boise State (12/10/08)
	4		CUMMARD, Lee vs Long Beach State (11/14/08)
Turnovers	7		CUMMARD, Lee vs Cal Poly (11/22/08)
	6		FREDETTE, Jimmer at Tulsa (12/30/08)
Fouls	5		ABOUO, Charles vs Wake Forest (1/3/09)

5	MACGREGOR, Gavin vs Wake Forest (1/3/09)
5	MILES, Chris vs Wake Forest (1/3/09)
5	EMERY, Jackson vs Arizona State (12-20-08)
5	CUMMARD, Lee vs Utah State (12/06/08)
5	MACGREGOR, Gavin at Weber State (12-03-08)
5	EMERY, Jackson at Idaho State (11-29-08)
5	MILES, Chris vs Cal Poly (11/22/08)

BYU Cougars Opponent High/Low Analysis (as of Jan 10, 2009)
All games

OPPONENT INDIVIDUAL GAME HIGHS

Points	30		Teague,Jeff vs Wake Forest (1/3/09)
	30		Harden, James vs Arizona State (12-20-08)
	22		Johnson,James vs Wake Forest (1/3/09)
	22		Pendergraph, Jeff vs Arizona State (12-20-08)
	22		Wilkinson, Gary vs Utah State (12/06/08)
	22		Shelton, Titus vs Cal Poly (11/22/08)
Field Goals Made	9		Johnson,James vs Wake Forest (1/3/09)
	9		Pendergraph, Jeff vs Arizona State (12-20-08)
Field Goal Att.	19		UZOH, Ben at Tulsa (12/30/08)
	17		KELLY, Sam vs Western Oregon (1/6/09)
FG Pct (min 5 made)	.857	(6-7)	RATCLIFF, Stanley vs Western Oregon (1/6/09)
	.857	(6-7)	KNUTSON, Kramer vs Portland Pilots (12/13/08)
3-Point FG Made	4		KUHNS, Travis vs Western Oregon (1/6/09)
	4		STOHL, Jared vs Portland Pilots (12/13/08)
3-Point FG Att.	8		LOVELACE, Cameron vs North Florida (11/20/08)
	7		KUHNS, Travis vs Western Oregon (1/6/09)
	7		KELLY, Sam vs Western Oregon (1/6/09)
	7		Abbott, Ty vs Arizona State (12-20-08)
	7		CAMPBELL, T.J. vs Portland Pilots (12/13/08)
	7		STOHL, Jared vs Portland Pilots (12/13/08)
	7		Garner, Aaron vs Boise State (12/10/08)
	7		Myaer, Jaxon vs Utah State (12/06/08)
	7		Lewis, Shawn vs Cal Poly (11/22/08)
	7		Williams, Cornel vs Long Beach State (11/14/08)
	7		Gilling, Stephan vs Long Beach State (11/14/08)
3-Pt FG Pct (min 2 made)	.750	(3-4)	RAIVIO, Nik vs Portland Pilots (12/13/08)
	.667	(2-3)	McMillan, Jamelle vs Arizona State (12-20-08)
	.667	(2-3)	DUPRE, Jonathan at Pepperdine (11/18/08)
Free Throws Made	16		Harden, James vs Arizona State (12-20-08)
	12		Teague,Jeff vs Wake Forest (1/3/09)
Free Throw Att.	21		Harden, James vs Arizona State (12-20-08)
	14		Teague,Jeff vs Wake Forest (1/3/09)
FT Pct (min 3 made)	1.000	(5-5)	WALKER, Marcus at Colorado State (1/10/09)
	1.000	(4-4)	MCLAUGHLIN, Mike vs Western Oregon (1/6/09)
	1.000	(3-3)	Aminu,Al-Farouq vs Wake Forest (1/3/09)
	1.000	(3-3)	SMEULDERS, Robin vs Portland Pilots (12/13/08)
Rebounds	15		Johnson,James vs Wake Forest (1/3/09)
	14		JORDAN, Jerome at Tulsa (12/30/08)
Assists	6		Harden, James vs Arizona State (12-20-08)
	5		STUCKI, Matt at Idaho State (11-29-08)
	5		BELL, Keion at Pepperdine (11/18/08)
Steals	6		UZOH, Ben at Tulsa (12/30/08)
	5		Harden, James vs Arizona State (12-20-08)
Blocked Shots	3		Aminu,Al-Farouq vs Wake Forest (1/3/09)
	3		Shelton, Titus vs Cal Poly (11/22/08)
Turnovers	7		Anderson, La'Shard vs Boise State (12/10/08)
	6		Thomas, Anthony vs Boise State (12/10/08)
	6		Noonan, Paul vs Boise State (12/10/08)
	6		RILEY, Cortez vs North Florida (11/20/08)
Fouls	5		BLOK, Tyler vs Western Oregon (1/6/09)
	5		WHEATLEY, Bishop at Tulsa (12/30/08)
	5		KNUTSON, Kramer vs Portland Pilots (12/13/08)
	5		Myaer, Jaxon vs Utah State (12/06/08)

5	Wesley, Tai vs Utah State (12/06/08)
5	Thomas, Chaz vs Cal Poly (11/22/08)

BYU Cougars Combined Team Statistics (as of Jan 10, 2009)
Conference games

RECORD:	OVERALL	HOME	AWAY	NEUTRAL
ALL GAMES	1-0	0-0	1-0	0-0
CONFERENCE	1-0	0-0	1-0	0-0
NON-CONFERENCE	0-0	0-0	0-0	0-0

##	Player	gp-gs	min	avg	Total		3-Point		F-Throw		Rebounds				pf	dq	a	to	blk	stl	pts	avg		
					fg-fga	fg%	3fg-fga	3fg%	ft-fga	ft%	off	def	tot	avg										
30	CUMMARD, Lee	1-1	23	23.0	8-10	.800	2-2	1.000	0-0	.000	3	5	8	8.0	2	0	2	2	1	0	18	18.0		
32	FREDETTE, Jimmer	1-1	31	31.0	6-12	.500	2-6	.333	1-1	1.000	0	3	3	3.0	0	0	4	2	0	2	15	15.0		
02	MORGAN, JR., Lamont	1-0	23	23.0	5-8	.625	1-2	.500	0-0	.000	3	0	3	3.0	3	0	3	2	0	1	11	11.0		
53	MACGREGOR, Gavin	1-0	14	14.0	4-6	.667	0-0	.000	0-2	.000	1	3	4	4.0	4	0	0	0	1	0	8	8.0		
04	EMERY, Jackson	1-1	20	20.0	3-5	.600	2-4	.500	0-0	.000	0	3	3	3.0	2	0	3	1	1	2	8	8.0		
01	ABOUO, Charles	1-0	20	20.0	3-5	.600	2-3	.667	0-0	.000	1	3	4	4.0	1	0	0	2	0	0	8	8.0		
45	TAVERNARI, Jonathan	1-1	17	17.0	3-9	.333	1-2	.500	0-0	.000	1	4	5	5.0	3	0	1	2	0	1	7	7.0		
54	MILES, Chris	1-1	21	21.0	2-3	.667	0-0	.000	2-3	.667	1	2	3	3.0	2	0	2	2	2	2	6	6.0		
05	ROSE, Archie	1-0	11	11.0	2-3	.667	0-0	.000	0-0	.000	0	3	3	3.0	1	0	1	1	0	0	4	4.0		
34	HARTSOCK, Noah	1-0	12	12.0	0-1	.000	0-0	.000	1-2	.500	0	1	1	1.0	3	0	0	0	0	1	1	1.0		
15	ANDERSON, James	1-0	5	5.0	0-1	.000	0-0	.000	0-0	.000	0	0	0	0.0	1	0	0	0	0	1	0	0.0		
20	PINEGAR, Matthew	1-0	3	3.0	0-0	.000	0-0	.000	0-0	.000	0	0	0	0.0	0	0	0	2	0	0	0	0.0		
Team											0	1	1											
Total.....		1	200		36-63	.571	10-19	.526	4-8	.500	10	28	38	38.0	22	0	16	16	5	10	86	86.0		
Opponents.....		1	200		20-58	.345	3-16	.188	17-24	.708	13	20	33	33.0	11	0	5	19	4	7	60	60.0		

TEAM STATISTICS	BY	OPP	Date	Opponent	Score	Att.
SCORING	86	60	* 1/10/09	at Colorado State	w 86-60	2958
Points per game	86.0	60.0	* - Conference game			
Scoring margin	+26.0	-				
FIELD GOALS-ATT	36-63	20-58				
Field goal pct	.571	.345				
3 POINT FG-ATT	10-19	3-16				
3-point FG pct	.526	.188				
3-pt FG made per game	10.0	3.0				
FREE THROWS-ATT	4-8	17-24				
Free throw pct	.500	.708				
F-Throws made per game	4.0	17.0				
REBOUNDS	38	33				
Rebounds per game	38.0	33.0				
Rebounding margin	+5.0	-				
ASSISTS	16	5				
Assists per game	16.0	5.0				
TURNOVERS	16	19				
Turnovers per game	16.0	19.0				
Turnover margin	+3.0	-				
Assist/turnover ratio	1.0	0.3				
STEALS	10	7				
Steals per game	10.0	7.0				
BLOCKS	5	4				
Blocks per game	5.0	4.0				
ATTENDANCE	0	2958				
Home games-Avg/Game	0-0	1-2958				
Neutral site-Avg/Game	-	0-0				

Score by Periods	1st	2nd	Totals
BYU Cougars	46	40	86
Opponents	30	30	60

BYU Cougars Combined Team Statistics (as of Jan 10, 2009) Games won

RECORD:	OVERALL	HOME	AWAY	NEUTRAL
ALL GAMES	13-0	7-0	5-0	1-0
CONFERENCE	1-0	0-0	1-0	0-0
NON-CONFERENCE	12-0	7-0	4-0	1-0

##	Player	gp-gs	min	avg	Total		3-Point		F-Throw		Rebounds			pf	dq	a	to	blk	stl	pts	avg			
					fg-fga	fg%	3fg-fga	3fg%	ft-fga	ft%	off	def	tot											
30	CUMMARD, Lee	13-13	378	29.1	91-150	.607	16-35	.457	40-47	.851	23	54	77	5.9	32	1	39	22	10	11	238	18.3		
45	TAVERNARI, Jonathan	13-13	384	29.5	85-191	.445	32-93	.344	22-28	.786	15	82	97	7.5	27	0	30	16	5	25	224	17.2		
32	FREDETTE, Jimmer	13-12	387	29.8	67-133	.504	19-49	.388	31-37	.838	8	24	32	2.5	11	0	54	29	0	18	184	14.2		
04	EMERY, Jackson	13-13	345	26.5	36-62	.581	17-35	.486	16-23	.696	2	47	49	3.8	27	1	43	17	5	17	105	8.1		
54	MILES, Chris	13-13	268	20.6	42-63	.667	0-0	.000	17-36	.472	16	37	53	4.1	33	1	18	18	10	11	101	7.8		
02	MORGAN, JR, Lamont	13-1	253	19.5	23-48	.479	9-19	.474	13-21	.619	6	16	22	1.7	17	0	22	25	0	9	68	5.2		
01	ABOUO, Charles	13-0	189	14.5	15-35	.429	4-11	.364	18-25	.720	5	28	33	2.5	7	0	8	13	2	4	52	4.0		
05	ROSE, Archie	7-0	66	9.4	5-11	.455	1-1	1.000	12-15	.800	7	13	20	2.9	7	0	2	2	0	2	23	3.3		
34	HARTSOCK, Noah	9-0	98	10.9	8-15	.533	0-0	.000	7-10	.700	7	13	20	2.2	14	0	2	3	4	2	23	2.6		
53	MACGREGOR, Gavin	11-0	102	9.3	7-12	.583	0-0	.000	9-16	.563	6	14	20	1.8	21	1	2	5	4	1	23	2.1		
15	ANDERSON, James	11-0	89	8.1	10-20	.500	0-0	.000	2-5	.400	7	11	18	1.6	19	0	3	1	8	3	22	2.0		
20	PINEGAR, Matthew	9-0	41	4.6	1-6	.167	0-5	.000	0-0	.000	0	2	2	0.2	1	0	1	6	0	2	2	0.2		
Team											16	27	43											
Total.....		13	2600		390-746	.523	98-248	.395	187-263	.711	118	368	486	37.4	216	4	224	157	48	105	1065	81.9		
Opponents.....		13	2600		290-753	.385	71-250	.284	138-209	.660	130	279	409	31.5	237	6	143	200	23	75	789	60.7		

TEAM STATISTICS	BY	OPP	Date	Opponent	Score	Att.
SCORING	1065	789	11/14/08	LONG BEACH STATE	w 75-65	15753
Points per game	81.9	60.7	11/18/08	at Pepperdine	w 82-53	1642
Scoring margin	+21.2	-	11/20/08	NORTH FLORIDA	w 74-41	7778
FIELD GOALS-ATT	390-746	290-753	11/21/08	RICE	w 83-52	9277
Field goal pct	.523	.385	11/22/08	CAL POLY	w 76-64	7782
3 POINT FG-ATT	98-248	71-250	11-29-08	at Idaho State	w 85-65	4374
3-point FG pct	.395	.284	12-03-08	at Weber State	w 92-62	5672
3-pt FG made per game	7.5	5.5	12/06/08	vs Utah State	w 68-63	13890
FREE THROWS-ATT	187-263	138-209	12/10/08	BOISE STATE	w 94-56	10506
Free throw pct	.711	.660	12/13/08	PORTLAND PILOTS	w 91-76	9418
F-Throws made per game	14.4	10.6	12/30/08	at Tulsa	w 74-68	5545
REBOUNDS	486	409	1/6/09	WESTERN OREGON	w 85-64	8885
Rebounds per game	37.4	31.5	* 1/10/09	at Colorado State	w 86-60	2958
Rebounding margin	+5.9	-	* - Conference game			
ASSISTS	224	143				
Assists per game	17.2	11.0				
TURNOVERS	157	200				
Turnovers per game	12.1	15.4				
Turnover margin	+3.3	-				
Assist/turnover ratio	1.4	0.7				
STEALS	105	75				
Steals per game	8.1	5.8				
BLOCKS	48	23				
Blocks per game	3.7	1.8				
ATTENDANCE	69399	34081				
Home games-Avg/Game	7-9914	5-4038				
Neutral site-Avg/Game	-	1-13890				

Score by Periods	1st	2nd	Totals
BYU Cougars	506	559	1065
Opponents	387	402	789

BYU Cougars Combined Team Statistics (as of Jan 10, 2009)
Games lost

RECORD:	OVERALL	HOME	AWAY	NEUTRAL
ALL GAMES	0-2	0-1	0-0	0-1
CONFERENCE	0-0	0-0	0-0	0-0
NON-CONFERENCE	0-2	0-1	0-0	0-1

##	Player	gp-gs	min	avg	Total		3-Point		F-Throw		Rebounds			pf	dq	a	to	blk	stl	pts	avg	
					fg-fga	fg%	3fg-fga	3fg%	ft-fga	ft%	off	def	tot									
45	TAVERNARI, Jonathan	2-2	70	35.0	17-36	.472	8-23	.348	0-0	.000	4	9	13	6.5	4	0	4	5	1	1	42	21.0
32	FREDETTE, Jimmer	2-2	73	36.5	15-29	.517	5-11	.455	4-6	.667	1	1	2	1.0	4	0	13	9	0	4	39	19.5
30	CUMMARD, Lee	2-2	62	31.0	10-28	.357	2-8	.250	8-12	.667	4	10	14	7.0	6	0	9	2	1	2	30	15.0
04	EMERY, Jackson	2-2	57	28.5	6-18	.333	3-13	.231	3-4	.750	4	4	8	4.0	9	1	6	2	0	4	18	9.0
01	ABOUO, Charles	2-0	34	17.0	3-8	.375	1-2	.500	3-3	1.000	2	5	7	3.5	9	1	2	1	0	1	10	5.0
54	MILES, Chris	2-2	43	21.5	4-6	.667	0-0	.000	1-3	.333	2	4	6	3.0	8	1	4	3	0	0	9	4.5
53	MACGREGOR, Gavin	2-0	35	17.5	1-2	.500	0-0	.000	6-7	.857	2	7	9	4.5	8	1	0	1	0	1	8	4.0
05	ROSE, Archie	2-0	9	4.5	1-2	.500	1-1	1.000	3-4	.750	2	3	5	2.5	2	0	0	1	0	0	6	3.0
02	MORGAN, JR., Lamont	2-0	16	8.0	0-0	.000	0-0	.000	0-0	.000	0	6	6	3.0	2	0	2	5	0	1	0	0.0
34	HARTSOCK, Noah	1-0	1	1.0	0-0	.000	0-0	.000	0-0	.000	0	0	0	0.0	2	0	0	0	0	0	0	0.0
15	ANDERSON, James	1-0	0	0.0	0-0	.000	0-0	.000	0-0	.000	0	0	0	0.0	0	0	0	0	0	0	0	0.0
Team											4	3	7									
Total.....		2	400		57-129	.442	20-58	.345	28-39	.718	25	52	77	38.5	54	4	40	29	2	14	162	81.0
Opponents.....		2	400		57-116	.491	10-33	.303	46-67	.687	20	54	74	37.0	39	0	29	27	8	14	170	85.0

TEAM STATISTICS	BY	OPP	Date	Opponent	Score	Att.
SCORING	162	170	12-20-08	vs Arizona State	L 75-76	10431
Points per game	81.0	85.0	1/3/09	WAKE FOREST	L 87-94	23096
Scoring margin	-4.0	-	* - Conference game			
FIELD GOALS-ATT	57-129	57-116				
Field goal pct	.442	.491				
3 POINT FG-ATT	20-58	10-33				
3-point FG pct	.345	.303				
3-pt FG made per game	10.0	5.0				
FREE THROWS-ATT	28-39	46-67				
Free throw pct	.718	.687				
F-Throws made per game	14.0	23.0				
REBOUNDS	77	74				
Rebounds per game	38.5	37.0				
Rebounding margin	+1.5	-				
ASSISTS	40	29				
Assists per game	20.0	14.5				
TURNOVERS	29	27				
Turnovers per game	14.5	13.5				
Turnover margin	-1.0	-				
Assist/turnover ratio	1.4	1.1				
STEALS	14	14				
Steals per game	7.0	7.0				
BLOCKS	2	8				
Blocks per game	1.0	4.0				
ATTENDANCE	23096	10431				
Home games-Avg/Game	1-23096	0-0				
Neutral site-Avg/Game	-	1-10431				

Score by Periods	1st	2nd	Totals
BYU Cougars	89	73	162
Opponents	81	89	170

BYU Cougars Combined Team Statistics (as of Jan 10, 2009)
Home games

RECORD:	OVERALL	HOME	AWAY	NEUTRAL
ALL GAMES	7-1	7-1	0-0	0-0
CONFERENCE	0-0	0-0	0-0	0-0
NON-CONFERENCE	7-1	7-1	0-0	0-0

##	Player	gp-gs	min	avg	Total		3-Point		F-Throw		Rebounds			pf	dq	a	to	blk	stl	pts	avg			
					fg-fga	fg%	3fg-fga	3fg%	ft-fa	ft%	off	def	tot											
30	CUMMARD, Lee	8-8	231	28.9	55-105	.524	9-22	.409	26-30	.867	17	44	61	7.6	16	0	25	12	7	6	145	18.1		
45	TAVERNARI, Jonathan	8-8	230	28.8	52-122	.426	24-69	.348	12-16	.750	11	48	59	7.4	15	0	16	8	2	10	140	17.5		
32	FREDETTE, Jimmer	8-7	224	28.0	41-81	.506	8-24	.333	20-24	.833	5	13	18	2.3	5	0	37	17	0	14	110	13.8		
04	EMERY, Jackson	8-8	218	27.3	22-40	.550	11-24	.458	11-13	.846	5	26	31	3.9	18	0	26	12	2	5	66	8.3		
54	MILES, Chris	8-8	158	19.8	28-45	.622	0-0	.000	6-20	.300	10	25	35	4.4	24	2	14	13	4	5	62	7.8		
02	MORGAN, JR, Lamont	8-1	149	18.6	15-28	.536	7-13	.538	7-13	.538	1	12	13	1.6	7	0	17	20	0	6	44	5.5		
01	ABOUO, Charles	8-0	133	16.6	13-30	.433	2-7	.286	11-16	.688	2	19	21	2.6	9	1	6	7	0	3	39	4.9		
05	ROSE, Archie	4-0	44	11.0	3-7	.429	1-1	1.000	12-14	.857	6	4	10	2.5	5	0	1	0	0	2	19	4.8		
34	HARTSOCK, Noah	7-0	70	10.0	6-11	.545	0-0	.000	4-6	.667	6	11	17	2.4	11	0	2	2	4	1	16	2.3		
15	ANDERSON, James	7-0	57	8.1	7-14	.500	0-0	.000	2-5	.400	5	10	15	2.1	11	0	3	1	8	2	16	2.3		
53	MACGREGOR, Gavin	6-0	55	9.2	1-3	.333	0-0	.000	4-9	.444	5	7	12	2.0	11	1	1	5	1	1	6	1.0		
20	PINEGAR, Matthew	5-0	31	6.2	1-4	.250	0-3	.000	0-0	.000	0	2	2	0.4	0	0	1	2	0	2	2	0.4		
Team											12	17	29											
Total.....		8	1600		244-490	.498	62-163	.380	115-166	.693	85	238	323	40.4	132	4	149	99	28	57	665	83.1		
Opponents.....		8	1600		192-480	.400	49-160	.306	79-123	.642	73	192	265	33.1	150	3	97	124	18	49	512	64.0		

TEAM STATISTICS	BY	OPP	Date	Opponent	Score	Att.
SCORING	665	512	11/14/08	LONG BEACH STATE	w 75-65	15753
Points per game	83.1	64.0	11/20/08	NORTH FLORIDA	w 74-41	7778
Scoring margin	+19.1	-	11/21/08	RICE	w 83-52	9277
FIELD GOALS-ATT	244-490	192-480	11/22/08	CAL POLY	w 76-64	7782
Field goal pct	.498	.400	12/10/08	BOISE STATE	w 94-56	10506
3 POINT FG-ATT	62-163	49-160	12/13/08	PORTLAND PILOTS	w 91-76	9418
3-point FG pct	.380	.306	1/3/09	WAKE FOREST	L 87-94	23096
3-pt FG made per game	7.8	6.1	1/6/09	WESTERN OREGON	w 85-64	8885
FREE THROWS-ATT	115-166	79-123	* - Conference game			
Free throw pct	.693	.642				
F-Throws made per game	14.4	9.9				
REBOUNDS	323	265				
Rebounds per game	40.4	33.1				
Rebounding margin	+7.3	-				
ASSISTS	149	97				
Assists per game	18.6	12.1				
TURNOVERS	99	124				
Turnovers per game	12.4	15.5				
Turnover margin	+3.1	-				
Assist/turnover ratio	1.5	0.8				
STEALS	57	49				
Steals per game	7.1	6.1				
BLOCKS	28	18				
Blocks per game	3.5	2.3				
ATTENDANCE	92495	0				
Home games-Avg/Game	8-11562	0-0				
Neutral site-Avg/Game	-	0-0				

Score by Periods	1st	2nd	Totals
BYU Cougars	321	344	665
Opponents	244	268	512

BYU Cougars Combined Team Statistics (as of Jan 10, 2009)
Away/Neutral

RECORD:	OVERALL	HOME	AWAY	NEUTRAL
ALL GAMES	6-1	0-0	5-0	1-1
CONFERENCE	1-0	0-0	1-0	0-0
NON-CONFERENCE	5-1	0-0	4-0	1-1

##	Player	gp-gs	min	avg	Total		3-Point		F-Throw		Rebounds			avg	pf	dq	a	to	blk	stl	pts	avg		
					fg-fga	fg%	3fg-fga	3fg%	ft-fa	ft%	off	def	tot											
45	TAVERNARI, Jonathan	7-7	224	32.0	50-105	.476	16-47	.340	10-12	.833	8	43	51	7.3	16	0	18	13	4	16	126	18.0		
30	CUMMARD, Lee	7-7	209	29.9	46-73	.630	9-21	.429	22-29	.759	10	20	30	4.3	22	1	23	12	4	7	123	17.6		
32	FREDETTE, Jimmer	7-7	236	33.7	41-81	.506	16-36	.444	15-19	.789	4	12	16	2.3	10	0	30	21	0	8	113	16.1		
04	EMERY, Jackson	7-7	184	26.3	20-40	.500	9-24	.375	8-14	.571	1	25	26	3.7	18	2	23	7	3	16	57	8.1		
54	MILES, Chris	7-7	153	21.9	18-24	.750	0-0	.000	12-19	.632	8	16	24	3.4	17	0	8	8	6	6	48	6.9		
53	MACGREGOR, Gavin	7-0	82	11.7	7-11	.636	0-0	.000	11-14	.786	3	14	17	2.4	18	1	1	1	3	1	25	3.6		
02	MORGAN, JR., Lamont	7-0	120	17.1	8-20	.400	2-6	.333	6-8	.750	5	10	15	2.1	12	0	7	10	0	4	24	3.4		
01	ABOUO, Charles	7-0	90	12.9	5-13	.385	3-6	.500	10-12	.833	5	14	19	2.7	7	0	4	7	2	2	23	3.3		
34	HARTSOCK, Noah	3-0	29	9.7	2-4	.500	0-0	.000	3-4	.750	1	2	3	1.0	5	0	0	1	0	1	7	2.3		
05	ROSE, Archie	5-0	31	6.2	3-6	.500	1-1	1.000	3-5	.600	3	12	15	3.0	4	0	1	3	0	0	10	2.0		
15	ANDERSON, James	5-0	32	6.4	3-6	.500	0-0	.000	0-0	.000	2	1	3	0.6	8	0	0	0	0	1	6	1.2		
20	PINEGAR, Matthew	4-0	10	2.5	0-2	.000	0-2	.000	0-0	.000	0	0	0	0.0	1	0	0	4	0	0	0	0.0		
Team											8	13	21											
Total.....		7	1400		203-385	.527	56-143	.392	100-136	.735	58	182	240	34.3	138	4	115	87	22	62	562	80.3		
Opponents.....		7	1400		155-389	.398	32-123	.260	105-153	.686	77	141	218	31.1	126	3	75	103	13	40	447	63.9		

TEAM STATISTICS	BY	OPP	Date	Opponent	Score	Att.
SCORING	562	447	11/18/08	at Pepperdine	w 82-53	1642
Points per game	80.3	63.9	11-29-08	at Idaho State	w 85-65	4374
Scoring margin	+16.4	-	12-03-08	at Weber State	w 92-62	5672
FIELD GOALS-ATT	203-385	155-389	12/06/08	vs Utah State	w 68-63	13890
Field goal pct	.527	.398	12-20-08	vs Arizona State	L 75-76	10431
3 POINT FG-ATT	56-143	32-123	12/30/08	at Tulsa	w 74-68	5545
3-point FG pct	.392	.260	* 1/10/09	at Colorado State	w 86-60	2958
3-pt FG made per game	8.0	4.6	* - Conference game			
FREE THROWS-ATT	100-136	105-153				
Free throw pct	.735	.686				
F-Throws made per game	14.3	15.0				
REBOUNDS	240	218				
Rebounds per game	34.3	31.1				
Rebounding margin	+3.1	-				
ASSISTS	115	75				
Assists per game	16.4	10.7				
TURNOVERS	87	103				
Turnovers per game	12.4	14.7				
Turnover margin	+2.3	-				
Assist/turnover ratio	1.3	0.7				
STEALS	62	40				
Steals per game	8.9	5.7				
BLOCKS	22	13				
Blocks per game	3.1	1.9				
ATTENDANCE	0	44512				
Home games-Avg/Game	0-0	5-4038				
Neutral site-Avg/Game	-	2-12160				

Score by Periods	1st	2nd	Totals
BYU Cougars	274	288	562
Opponents	224	223	447