

BYU COUGAR BASKETBALL

Game 18 — BYU vs. UNLV

2008-09 SCHEDULE

NOVEMBER

6 (Thu.)	Concordia University (Exhibition)	96-54	W
11 (Tue.)	Georgetown College (Exhibition)	80-53	W
14 (Fri.)	Long Beach State	75-65	W
18 (Tue.)	@ Pepperdine	82-53	W
20 (Thu.)	North Florida* (BYUTV)	74-41	W
21 (Fri.)	Rice* (BYUTV)	83-52	W
22 (Sat.)	Cal Poly* (BYUTV)	76-64	W
29 (Sat.)	@ Idaho State (BYUTV)	85-65	W

DECEMBER

3 (Wed.)	@ Weber State (KJZZ, BYUTV)	92-62	W
6 (Sat.)	vs. Utah State (KJZZ, BYUTV) (Energy Solutions Arena)	68-63	W
10 (Wed.)	Boise State (The Mtn.)	94-56	W
13 (Sat.)	Portland (The Mtn.)	91-76	W
20 (Sat.)	vs. Arizona State* (FSN) (University of Phoenix Stadium)	75-76	L
30 (Tue.)	@ Tulsa (CBS CS)	74-68	W

JANUARY

3 (Sat.)	Wake Forest (The Mtn.)	87-94	L
6 (Tue.)	Western Oregon	85-64	W
10 (Sat.)	@ Colorado State (The Mtn.)	86-60	W
13 (Tue.)	TCU (The Mtn.)	73-61	W
17 (Sat.)	@ New Mexico (VERSUS)	62-81	L
21 (Wed.)	UNLV (CBS C)	8 p.m.	
24 (Sat.)	San Diego State (The Mtn.)	7 p.m.	
27 (Tue.)	@ Utah (The Mtn.)	8 p.m.	
31 (Sat.)	Wyoming (The Mtn.)	4 p.m.	

FEBRUARY

3 (Tue.)	@Air Force (The Mtn.)	6 p.m.	
11 (Wed.)	Colorado State (The Mtn.)	6 p.m.	
14 (Sat.)	@ TCU (The Mtn.)	6:30 p.m.	
17 (Tue.)	New Mexico (The Mtn.)	8 p.m.	
21 (Sat.)	@ UNLV (CBS C)	8 p.m.	
24 (Tue.)	@ San Diego State (The Mtn.)	7:30 p.m.	
28 (Sat.)	Utah (CBS C)	3 p.m.	

MARCH

4 (Wed.)	@ Wyoming (The Mtn.)	6 p.m.	
7 (Sat.)	Air Force (The Mtn.)	7 p.m.	
11-14	MWC Tournament (Mtn./CBS C/VERSUS) (Thomas & Mack Center in Las Vegas)		
*Basketball Travelers Invitational (Marriott Center)			
^2008 Stadium Shootout			

COUGARS TO HOST UNLV IN MWC CONTEST

BYU (14-3, 2-1) is looking to bounce back from a road loss at New Mexico when the Cougars take on UNLV (14-4, 2-2) on Wednesday at the Marriott Center at 8 p.m. The two-time defending league champion Cougars are off to their best start since the 1999-2000 season. BYU trails UNLV 14-13 in the all-time series against the Rebels and has dropped three of four overall. The Cougars have won three-straight in the Marriott Center against the Rebels. Saturday's game can be heard live on the radio beginning with the pregame show at 7 p.m. MT on KSL Newsradio 102.7 FM and 1160 AM out of Salt Lake City or via the Internet at KSL.com. The game will be televised live on CBS C.

UP NEXT

BYU will play its second game at the Marriott Center this week when the Cougars take on San Diego State on Saturday, Jan. 24 at 7 p.m. MT. The Cougars defeated the Aztecs 59-56 at home last season behind 17 points and 11 rebounds from Trent Plaisted. Follow the game on www.byucougars.com and listen live on the radio beginning with the pregame show at 6 p.m. MT on KSL Newsradio 102.7 FM and 1160 AM out of Salt Lake City or via the Internet at KSL.com. The game will be televised live on The Mtn.

COUGAR QUICK HITS

- At 14-3 BYU is off to its best start since the 1999-2000 season when the Cougars started 14-3.
- BYU's school record 53 game home winning streak ended with a 94-87 loss to Wake Forest. The Cougars have started a new streak that is at two games with wins against Western Oregon and TCU. BYU has won 55 of 56 at home.
- Two-time MWC Coach of the Year Dave Rose has guided BYU to three-straight 20-win seasons and three-straight postseason appearances. In his first season the Cougars were 20-9 and made a trip to the NIT. In his second campaign he guided the Cougars to the outright MWC title, a top-25 ranking, a trip to the NCAA Tournament and a 25-9 overall record. Last season he led BYU to a 27-8 overall record, a second-straight outright league title and a trip to the NCAA Tournament. He has the best record through 110 games of any BYU basketball coach.
- BYU has been picked to finish second (five first-place votes) in the MWC preseason poll by the league's media.



BYU GAME #18 FAST FACTS

BYU (14-3, 2-1)

vs.

UNLV (14-4, 2-2)

Wednesday, Jan. 21, 2009
 Marriott Center (22,700)
 Provo, Utah
 8 p.m. MT



Coaches..... BYU, Dave Rose (86-29 in fourth season; same overall)
 UNLV, Lon Kruger (105-46 in fifth season; 423-279 in 23rd season overall)
 Series..... UNLV leads, 14-13, including a 2-1 record last season
 TV..... CBS C (Tom Hart, play-by-play; Greg Anthony, game analysis)
 Radio..... KSL Newsradio (102.7 FM/1160 AM) and the Cougar Sports Network (7 p.m. MT pregame show — Greg Wrubell, play-by-play; Mark Durrant, game analysis)
 Web..... Live audio and live stats links are available on the basketball schedule page at www.byucougars.com/basketball_m/

BYU'S PROBABLE STARTERS

POS.	#	NAME	HT.	WT.	YR.	HOMETOWN / LAST TEAM	2008-09 PPG	RPG	NOTE
G	4	Jackson Emery	6-3	185	So.	Alpine, Utah / Lone Peak HS	7.9	4.0	Chipped in 11 points, 5 boards, 4 assists, 1 block and 1 steal vs. TCJ
G	30	Lee Cummand	6-7	190	Sr.	Mesa, Ariz. / Mesa HS	17.5	6.1	Hit 10-of-15 from the field for 22 points, 7 rebounds and 3 assists vs. TCJ
G	32	Jimmer Fredette	6-2	195	So.	Glens Falls, N.Y. / Glens Falls HS	14.6	2.4	At New Mexico had 15 points 4 assists, 3 rebounds and 1 block
G/F	45	Jonathan Tavernari	6-6	215	Jr.	Sao Bernardo, Brazil / Bishop Gorman HS	17.2	6.9	Scored 13 points and had six rebounds at New Mexico
F/C	54	Chris Miles	6-11	235	Jr.	Provo, Utah / Timpview HS	7.0	3.7	Was 3-for-3 from the field at New Mexico for 7 points

OFF THE BENCH

G/F	1	Charles Abouo	6-5	210	Fr.	Abidjan, Cote d'Ivoire / Brewster Academy	3.8	2.7	Hit 2 threes and scored 8 points to go with 4 rebounds at CSU
G	2	Lamont Morgan, Jr.	5-10	170	Jr.	Pomona, Calif. / Saddleback CC	4.4	1.9	Scored 5 points on 2-of-3 shooting at New Mexico
G	5	Archie Rose	6-5	210	Sr.	Nassau, Bahamas / Lee College	3.4	2.7	Posted 8 points and 4 rebounds vs. TCU
F/C	15	James Anderson	6-10	230	Fr.	Page, Ariz. / Page HS	1.7	1.4	Vs. Boise set career highs in points (10), rebounds (7), blocks (5)
G	20	Matt Pinegar	6-0	190	Fr.	Provo, Utah / Timpview HS	0.2	0.2	Is out for 3-4 weeks with an injury
F	34	Noah Hartsock	6-8	215	Fr.	Bartlesville, Okla. / Bartlesville HS	2.1	1.8	Posted career highs of seven points and three blocks against WO
F/C	53	Gavin MacGregor	6-10	240	Sr.	Ridgecrest, Calif. / Burroughs HS	3.1	2.7	Had career highs of 11 points and 7 boards at New Mexico

REDSHIRTS

G	10	Michael Loyd, Jr.	6-1	170	So.	Las Vegas, Nev. / Palo Verde HS			
F	35	Michael Boswell	6-9	215	Fr.	Aloha, Ore. / Aloha HS			



BYU SERIES RECORD VS. UNLV

Overall Series Record: UNLV leads 14-13
 BYU Record in Provo: 9-3 (9-3 in the Marriott Center)
 BYU Record in Las Vegas: 4-11 (3-11 in the Thomas & Mack Center)
 BYU Record at Neutral Sites: 0-0
 BYU Record under Dave Rose: 3-5
 BYU Record in Overtime Games: 2-0
 Last Overtime Game: 2005, won in Las Vegas, 82-72
 Longest BYU Win Streak: 3 (2004-2005)
 Longest UNLV Win Streak: 4 (1981-98)
 Largest BYU Margin of Victory: 28, 91-63 in 2001
 Largest UNLV Margin of Victory: 39, 70-41 in 2008
 Most Points Scored by BYU: 92 in 1981
 Most Points Scored by UNLV: 90 in 1981

1-3-81	at UNLV (OT)	92-90	W
2-6-81	UNLV	86-77	W
12-5-81	No. 18 UNLV	63-66	L
2-12-82	at UNLV	50-52	L
1-22-98	at UNLV	63-76	L
2-21-98	UNLV	76-84	L
1-10-00	at UNLV	77-75	W
2-19-00	UNLV	83-82	W
3-11-00	at UNLV*	56-79	L
1-15-01	UNLV	91-63	W
2-10-01	at UNLV	56-68	L
1-15-02	UNLV	60-47	W
2-9-02	at UNLV	70-73	L
1-16-03	UNLV	85-77	W
2-14-03	at UNLV	54-61	L
2-7-04	UNLV	64-61	W
3-6-04	at UNLV	89-88	W
2-5-05	at UNLV (OT)	82-72	W
3-5-05	UNLV	66-76	L
1-11-06	at UNLV	72-82	L
2-11-06	UNLV	75-72	W
1-13-07	at UNLV	75-83	L
2-3-07	No. 25 UNLV	90-63	W
3-10-07	at No. 25 UNLV*	70-78	L
1-15-08	at UNLV	41-70	L
2-16-08	UNLV	74-48	W
3-15-08	at UNLV*	61-76	L

*MWC Tournament (Las Vegas)

LOOKING AT UNLV

UNLV is 14-4 overall and 2-2 in MWC action this season, including an 83-66 home win over Wyoming on Jan. 17. The preseason MWC favorite Rebels ended a two-game losing streak that included losses at TCU and at Colorado State with the win over the Cowboys. They opened conference play with a 60-58 home win over New Mexico. As a team UNLV averages 71.3 points per game and shoots 43.3 percent from the field. UNLV opponents average 64.3 points and shoot 42.1 percent. The Rebels shoot 34.5 percent on threes and lead the MWC in threes per game at 8.0. UNLV averages 1.8 fewer rebounds per game than its foes but has a turnover margin of +3.7. Senior guard Wink Adams leads the team in scoring at 13.3 points per game but has struggled shooting from the field with a 35.3 field goal percentage. Rene Rougeau averages 11.2 points per game, shoots a team-best 58.0 percent from the field and leads the team in rebounding (7.6 per game) and blocked shots (37 total). Tre'Von Willis also averages double figures at 11.0 points per game. Head coach Lon Kruger is in his fifth season at UNLV where he has compiled a record of 105-46.

UNLV'S PROBABLE STARTERS

Pos.	#	Name	Ht.	Wt.	Yr.	PPG	RPG
G	1	Wink Adams	6-0	200	Sr.	13.3	4.2
G	24	Rene Rougeau	6-6	210	Sr.	11.2	7.6
G	33	Tre'Von Willis	6-4	195	So.	11.0	3.6
F	44	Darris Santee	6-8	225	Jr.	7.3	3.4
F	45	Joe Darger	6-7	225	Sr.	9.4	4.4

UNLV'S LAST OUTING — ADAMS HELPS REBELS TOP WYOMING

LAS VEGAS (AP)—Wink Adams scored 20 points Saturday night to lead UNLV to an 83-66 victory against Wyoming.

Rene Rougeau added 14 points and eight rebounds to help UNLV (14-4, 2-2) snap a two-game Mountain West Conference losing streak.

UNLV's Tre'Von Willis added 13 points and Darris Santee had 10.

The Rebels, led by 6 offensive rebounds from Rougeau, held a 43-33 edge in rebounds.

UNLV trailed 26-20 with seven minutes left in the first half before Adams scored nine consecutive points over the next two minutes to give the Rebels the lead for good.

Wyoming (12-5, 1-2) got a game-high 21 points from Sean Ogirri, who hit 7 of his 15 3-point attempts. Tyson Johnson and Afam Mujeke each added 14 points for the Cowboys.

SERIES NOTES

Saturday's game will be the 28th meeting between BYU and UNLV. The Rebels lead the all-time series 14-13 and have won three of the last four meetings, including two games last year in Las Vegas (the regular season meeting and the MWC tournament championship game). The Cougars have won three-straight against UNLV in the Marriott Center, dating back to a 75-72 win in 2006. In 2007 BYU won 90-63 over then-No. 25 UNLV and in 2008 the Cougars won 74-48.

COMPARING THE STATS — BYU VS. UNLV

Season Averages Overall	BYU	UNLV
Points Scored/Game	80.1	71.3
Points Allowed/Game	64.8	64.3
Rebounds/Game	37.4	34.6
Assists/Game	17.3	14.6
Steals/Game	7.6	6.4
Blocks/Game	3.3	4.1
Turnovers	12.2	12.1
FG Percentage	.503	.433
FG Percentage Defense	.403	.421
3FG Percentage	.371	.345
3FG/Game	7.5	8.0
3FG Percentage Defense	.292	.338
FT Percentage	.708	.669



BYU at UNLV • Jan. 15, 2008

01/15/08 8:00 p.m. at Tarkenton Court, Thomas & Mack Center
VISITORS: BYU 12-5, 1-1 MWC

##	Player	tot fg		3-pt		rebounds					pf	tp	a	to	blk	s	min
		fg	fga	fg	fga	ft	fta	of	de	tot							
45	TAVERNARI, Jonathan	1	3	1	5	0	0	1	2	3	2	3	0	3	1	2	26
44	PLAISTED, Trent	2	3	0	0	1	10	1	5	6	1	5	0	1	1	0	23
20	BURGESS, Sam	0	5	0	5	2	2	0	4	4	5	2	2	1	0	0	25
24	MURDOCK, Ben	2	5	0	3	2	2	0	1	1	2	6	2	3	0	1	32
30	CUMMARD, Lee	4	9	1	4	2	2	3	5	3	11	0	4	0	0	0	33
01	LOYD, JR., Michael	0	1	0	0	0	0	0	0	0	2	0	1	1	0	0	8
05	ROSE, Archie	1	1	0	0	0	0	1	0	1	2	0	0	0	0	0	3
14	MARTINEAU, Nick	0	0	0	0	0	0	0	0	0	0	0	0	1	0	0	5
32	FREDETTE, Jimmer	1	2	1	2	0	0	0	0	0	2	3	0	2	0	0	10
41	COLLINSWORTH, C	0	5	0	2	0	0	1	10	11	0	0	0	2	0	0	19
54	MILES, Chris	4	7	0	0	1	4	0	1	1	1	9	0	1	0	0	17
TEAM								3									
Totals.....		15	45	3	21	8	20	6	29	35	20	41	5	19	2	3	200

TOTAL FG%	1st Half: 7-20 35.0%	2nd Half: 8-25 32.0%	Game: 33.3%	DEADBALL
3-Pt. FG%	1st Half: 2-10 20.0%	2nd Half: 1-11 9.1%	Game: 14.3%	REBOUNDS
F Throw %	1st Half: 5-12 41.7%	2nd Half: 3-8 37.5%	Game: 40.0%	6

HOME TEAM: UNLV 13-4, 2-1 MWC

##	Player	tot fg		3-pt		rebounds					pf	tp	a	to	blk	s	min
		fg	fga	fg	fga	ft	fta	of	de	tot							
15	BAILEY, Corey	2	6	0	1	0	0	1	3	4	3	4	2	1	0	1	17
45	DARGER, Jose	1	7	1	5	2	3	1	3	4	4	5	2	0	0	0	27
01	ADAMS, Wink	0	5	0	2	5	7	0	3	3	2	5	1	0	0	2	28
24	ROUGEAU, Rene	7	11	0	0	1	2	1	6	7	3	15	2	1	3	3	35
31	TERRY, Curtis	9	12	5	8	2	2	1	3	4	1	21	3	2	0	0	33
00	RUTLEDGE, Marecco	1	3	0	1	2	3	1	2	1	4	1	1	0	2	16	
05	WALLACE, Kendall	2	4	1	3	0	0	1	0	1	0	5	1	0	0	12	
12	CAGE, Troy	0	0	0	0	0	0	0	0	0	0	0	0	0	0	0	
20	LAWRENCE, Marcus	1	2	1	1	2	0	3	0	0	4	1	1	0	0	15	
34	SHAW, Matt	2	7	2	4	1	2	6	8	5	7	3	2	0	1	17	
TEAM								2									
Totals.....		23	57	10	25	14	21	8	30	38	19	70	16	8	3	9	200

TOTAL FG%	1st Half: 12-28 42.9%	2nd Half: 11-29 37.9%	Game: 40.4%	DEADBALL
3-Pt. FG%	1st Half: 7-12 58.3%	2nd Half: 3-13 23.1%	Game: 40.0%	REBOUNDS
F Throw %	1st Half: 8-13 61.5%	2nd Half: 6-8 75.0%	Game: 66.7%	4

Officials: Scott Thornley, Randy McCall, Tom O'Neill

Technical fouls: BYU:None; UNLV:None.

Attendance: 13074

Score by Periods	1st	2nd	Total
BYU	21	20	41
UNLV	39	31	70

Points in the paint:BYU 18,UNLV 22. Points off turnovers:BYU 6,UNLV 24.
2nd chance points:BYU 2,UNLV 6. Fast break points:BYU 2,UNLV 2.
Bench points:BYU 14,UNLV 20. Score tied:0 times. Lead changed:1 time.
Last FG:BYU 2nd-01:07, UNLV 2nd-00:43.
Largest lead:BYU by 3 1st-18:16, UNLV by 30 2nd-00:43.

LAST YEAR AT UNLV — REBELS ROLL AT THOMAS & MACK

LAS VEGAS (Jan. 15, 2008) - On a night that the Cougars were held to their lowest point total of the season, BYU dropped its first Mountain West Conference game of the year at UNLV, 70-41. The Cougars (12-5, 1-1 MWC) fell for the fourth straight time against the Rebels (13-4, 2-1 MWC) at the Thomas & Mack Center. "We just got outplayed tonight," BYU coach Dave Rose said. "We got outrebounded. We turned the ball over more and allowed them to score off our miscues. We had a few consecutive defensive stops in the second half, but we were unable to hit the shots on the offensive end to get us back in the game." The Cougars came into their first MWC road game averaging 79.5 points per game, but they left with connecting on just 33 percent of their shots for only 41 points. BYU also shot a season low from the free-throw line, connecting on 8-of-20 (.400) attempts. BYU was led by junior guard Lee Cumcard as he finished as the only Cougar in double-digit scoring with 11. Chris Miles and Chris Collinsworth came off the bench to give a boost to the Cougars. Miles finished second in scoring with a season-high nine points, and Collinsworth pulled down a career- and game-high 11 rebounds. UNLV got out to a hot start as the Rebels started the game with a 9-3 run over the first 4:20 of the contest. The Rebels eventually built the lead to 11 points at the 12:17 mark with a 16-5 advantage. UNLV senior Curtis Terry got going early for the Rebels as he hit on his first three attempts from beyond the arc. The Rebels continued to connect from beyond the arc, connecting on 7-of-12 three-pointers in the first half. Terry went on to lead the Rebels in first-half scoring as he finished with 14 before the break. UNLV went into the locker room up 39-21, holding BYU to its lowest first-half total of the season. The Cougars' previous low in scoring was 31 against No. 1 North Carolina. BYU's first-half difficulties came in part due to 12 turnovers in the first 20 minutes. The second half proved to be much of the same for the Cougars as their offensive woes continued. BYU never got within 13 points of the Rebels and was only able to notch 20 more points in the game. Another offensive category that BYU struggled in was its three-point shooting. Coming into the game against the Rebels, the Cougars were averaging 37 percent from beyond the arc but were only able to hit on 3-of-21 (.143) attempts. Both teams went through long second-half scoring droughts. BYU stiffened its defense as the Cougars held UNLV without a field goal for more than six minutes. However, the Cougars were unable to capitalize on the Rebels' lack of scoring as BYU did not connect on a shot of its own from the field from the 12:15 mark to the 4:30 point of the second half.

WHAT WAS SAID AFTER THE GAME ...

BYU Head Coach Dave Rose

- "I thought we came in with a good game plan, but we just got outplayed. We got outplayed on the offensive end of the floor, and we got outplayed on the defensive end of the floor. We didn't have any consistent offensive play in the post, and we didn't hit shots. UNLV dominated this game."
- "Obviously it's hard to win when you can't consistently score. I thought our zone worked and we got some stops, but we weren't able to capitalize because we couldn't score."
- "Turnovers really can hurt you, but the type of turnovers we had tonight really can kill you. You just can't defend them [when you turn the ball over in that way]."
- "We have a lot of players that it's their first time out there in a conference game on the road. It's a different game and a different environment. We just got outplayed."
- "I thought between Chris Miles and Chris Collinsworth we got some good minutes off the bench in the post. We just need to get more consistency."
- "The one thing about your team as you go through a season is you find out about the character of a team as you go through these kinds of experiences. We knew this would be a tough stretch on our schedule. I really believe that we have very competitive guys, and we will bounce back from this. We just need to get it behind us and get on with [the next game]. We've got another big challenge ahead of ourselves on Saturday."

NOTES FROM LAST YEAR AT UNLV

- Jonathan Tavernari returned to the starting lineup for his 11th start of the year, joining Ben Murdock, Sam Burgess, Lee Cumcard and Trent Plaisted in the starting five. The latter four have started every game this season.
- Individual Career Highs: Chris Collinsworth - 11 rebounds.
- Individual Season Highs: Chris Miles - 9 points.
- BYU's only leads in the game came at 3-0 and 3-2. BYU's 41 points is the fewest scored by a Cougar team since losing 70-39 at Air Force on Feb. 21, 2005. The 29-point margin of defeat is the largest for the Cougars since a 27-point deficit at San Diego State on Jan. 21, 2006 (88-61).
- BYU suffered season lows in all shooting categories, making just 33.3 percent from the floor, 14.3 percent from behind the arc and 40 percent at the free-throw line. BYU's three treys is the fewest made in a game since converting twice vs. Colorado State last season (Feb. 21, 2007).
- UNLV's 39-21 halftime lead marks only the third time BYU has trailed at the break this year. The Cougars failed to score 30 points in the first half for the first time this year. BYU's 21 first-half points and 20 points in the second half are the team's lowest outputs of the season.
- Lee Cumcard was the lone Cougar to score in double figures with 11 points, marking the first time this year only one Cougar reached double digits.
- Cumcard was one of three Cougars to make a three-pointer, extending his streak of consecutive games with a trey to 11. Jimmer Fredette and Tavernari also made a three against the Rebels. Tavernari and Cumcard have converted from behind the arc in 16 of 17 games this season.
- Cumcard was a perfect 2-for-2 from the free-throw line, improving his season total to 37-of-41 (.902) after making his last 14 straight. Cumcard has been perfect from the line in eight of the 11 games in which he has taken free throws.
- True freshman Collinsworth posted a game- and career-high 11 rebounds, just the second time this season he has posted double-digit boards. Collinsworth is averaging 6.4 rebounds per game in the last five contests.
- Miles posted a season-high 9 points on 4-for-7 shooting from the field in 17 minutes, starting the second half. Miles is averaging 7.6 minutes per game on the year and 16.7 mpg in the last three contests.
- Tavernari added to his team-high steal total with two picks at UNLV, recording 22 on the season. Tavernari has had at least two steals in eight of 17 games this year.



BYU vs. UNLV • Feb. 16, 2008

02/16/08 7:05 p.m. at Marriott Center, Provo, Utah
VISITORS: UNLV 19-6, 8-3 MWC

##	Player	fg	fga	ft	fta	of	df	tot	pf	tp	a	to	blk	s	min			
15	BAILEY, Corey	f	5	11	0	1	0	0	1	2	3	1	10	2	1	28		
45	DARGER, Job	f	3	5	2	2	1	2	0	2	2	5	9	0	0	27		
01	ADAMS, Wink	g	2	14	1	2	4	4	0	3	3	2	9	3	1	0	2	34
24	ROUGEAU, Rene	g	3	11	0	0	0	1	2	4	6	4	6	1	2	0	2	21
31	TERRY, Curtis	g	2	10	0	2	2	3	1	3	4	2	6	2	4	0	0	32
00	RUTLEDGE, Mareco	1	1	0	0	0	2	4	1	0	1	2	4	0	2	0	0	13
05	WALLACE, Kendall	0	2	0	0	0	0	0	2	2	1	0	0	1	0	1	10	
10	HOFFMAN, Scott	0	0	0	0	0	0	0	0	0	0	0	0	0	0	0	1	
12	CASE, Troy	2	7	0	1	0	0	6	12	0	4	2	3	0	0	0	21	
34	SHAW, Matt	0	1	0	0	0	0	0	3	3	5	0	0	0	0	0	13	
	TEAM							2	2									
	Totals.....		18	62	3	8	9	14	13	25	38	22	48	10	15	1	8	200

TOTAL FG%	1st Half: 10.30 33.3%	2nd Half: 8.32 25.0%	Game: 29.0%	DEADBALL
3-Pt. FG%	1st Half: 2.5 40.0%	2nd Half: 1.3 33.3%	Game: 37.5%	REBOUNDS
F Throw %	1st Half: 1.2 50.0%	2nd Half: 8.12 66.7%	Game: 64.3%	1

HOME TEAM: BYU Cougars 20-5, 9-1 MWC

##	Player	fg	fga	ft	fta	of	df	tot	pf	tp	a	to	blk	s	min			
30	CUMMARD, Lee	f	7	10	2	3	2	3	0	3	3	19	1	3	2	32		
45	TAVERNARI, Jonathan	g	2	6	2	2	0	0	0	7	7	1	6	4	0	2	1	26
44	PLAISTED, Trent	c	8	17	0	0	6	8	3	4	7	2	22	3	1	2	29	
20	BURGESS, Sam	g	2	6	1	4	2	2	1	2	3	3	7	1	0	0	2	23
24	MURDOCK, Ben	g	0	2	0	1	2	0	4	4	3	1	1	1	0	0	0	28
01	LOYD, JR., Michael	0	0	0	0	0	0	0	1	1	0	0	0	2	0	1	8	
05	ROSE, Archie	0	0	0	0	0	2	2	0	0	0	0	0	2	0	0	2	
14	MARTINEAU, Nick	0	0	0	0	0	0	0	0	0	0	0	0	1	0	0	3	
32	FREDETTE, Jimmer	2	6	0	1	5	6	1	2	3	0	9	4	1	0	1	24	
41	COLLINSWORTH, Chris	2	6	0	2	1	3	3	6	9	1	5	0	1	1	1	15	
54	MILES, Chris	3	4	0	0	0	0	2	0	2	4	6	0	0	2	0	10	
	TEAM							1	4	5								
	Totals.....		26	57	5	13	17	26	11	35	46	17	74	15	14	8	10200	

TOTAL FG%	1st Half: 14.32 43.8%	2nd Half: 12.25 48.0%	Game: 45.6%	DEADBALL
3-Pt. FG%	1st Half: 4.9 44.4%	2nd Half: 1.4 25.0%	Game: 38.5%	REBOUNDS
F Throw %	1st Half: 7.11 63.6%	2nd Half: 10.15 66.7%	Game: 65.4%	4

Officials: Mark Reschling, Bob Staffen, Jim Stupin
Technical fouls: UNLV=None, BYU Cougars=None.
Attendance: 22580
Score by Periods: 1st 2nd Total
UNLV 23 25 48
BYU Cougars 39 35 74
Attendance is season high.

Points in the paint: LV 26, BY 42. Points off turnovers: LV 12, BY 24.
2nd chance points: LV 6, BY 16. Fast break points: LV 4, BY 10.
Bench points: LV 8, BY 20. Score tied 0 times. Lead changed 0 times.
Last FGLV 2nd 01:43, BY 2nd 01:24.
Largest lead: LV None, BY by 29 2nd 06:00.

LAST YEAR AT BYU — MARRIOTT CENTER MAGIC CONTINUES

PROVO, Utah (Feb. 16, 2008) – In front of the largest home crowd of the season, BYU recorded another home victory as the Cougars beat UNLV 74-48 on the back of BYU's fantastic juniors – Trent Plaisted and Lee Cummard. Plaisted scored a game-high 22 points, while Cummard was not far behind with 18 points of his own. BYU improved to 20-5 on the season, which is the Cougars' third consecutive 20-win season. The Cougars also improved to 9-1 in Mountain West Conference action as they avenged their only conference loss of the season that came at the hands of the Rebels in Las Vegas. UNLV fell to 8-3 in the conference this season (19-6 overall). In front a crowd of over 22,000, the energy in the arena started off on a high note. BYU's Plaisted scored the first points of the game on a lay up then made the following free throw to complete the three-point play and help his team jump out on top. The Cougars kept moving the ball well and created an early 7-2 lead with 15:52 on the clock as Lee Cummard hit a shot from beyond the arc. The Cougars helped themselves to this lead as they only allowed the Rebels to hit on one of their first seven attempts from the field. UNLV did not let down early as the Cougars put the pressure on. UNLV pulled to within one over the next minute to pull the score to 7-6. Over the next three and half minutes BYU went on another run of 7-4 as the Cougars went up 14-10 with 11:29 left in the first half. BYU continued to build upon its lead as Plaisted had a dunk at the 8:48 mark that ignited the crowd and helped jump start the Cougars to a 9-0 run over the next 2:02. This run included Jonathan Tavernari's first made three-pointer of the game at the 7:10 mark to give the Cougars their first double-digit lead of the game. By the end of the Cougars' nine-point run, they were up 26-13. UNLV was able to keep cutting back into the Cougars' lead as the Rebels pulled down eight first-half offensive rebounds and saw an immediate impact from Troy Cage, who came off the bench to score eight first-half points for his team. The Cougars' defense proved to be too much as they intercepted six first-half steals, made four blocks and forced nine turnovers. BYU converted 16 points off of the UNLV offensive mishaps. "I was really pleased with our effort defensively tonight," Rose said. "We did a good job challenging shots and staying with our defensive assignments. Strong defense and rebounding were two keys to this game." Another highlight of the first half for BYU came at the 1:40 mark as Tavernari was near the low block with his back to the basket and his defender on him tight. He hit a cutting Cummard with a no-look pass for the easy lay up. The Cummard basket put BYU up 35-21. The Cougars went into the locker room on the back of Cummard, who finished the half hitting a free throw to complete a three-point play with half a second left to send BYU into the break up 39-23. The Cougars saw even first-half scoring throughout their roster as they had six players with five or more points. BYU kept the pressure up on both ends of the court early in the second half, and a key play came at the 15:25 mark as Jimmer Fredette hit a cutting Plaisted for an alley-oop dunk to put the Cougars up 45-27. Over the next 8:24 the Cougars extended their lead to 60-38. Shortly after that, BYU began to apply shutdown defense as the Cougars held the Rebels off the scoreboard from the 9:21 mark until 4:42 left in the game – a span of 4:39. The Cougars cruised to a victory from there with a 74-48 win in a game that BYU lead from wire-to-wire. The 48 points that BYU held UNLV to ties the Rebels' season low in scoring this season.

WHAT WAS SAID AFTER THE GAME ...

BYU Coach Dave Rose

– "I was really pleased with our effort defensively. We did a good job challenging shots and staying with our assignments. Strong defense and rebounding were two keys to this game."
– "Jimmer [Fredette] coming in gave us a great lift. His penetration drew the defense and opened things up along the perimeter."
– "The atmosphere tonight was terrific. It's as good as it gets. We had a good crowd and a good student section, and that provided a lift for us offensively."

UNLV Coach Lon Kruger

– "BYU won every ball both offensively and defensively tonight. They did what they wanted to do, and we didn't take anything away from them."
– "Their defense was very good tonight. At home they're a little more energized, and it's tough to play here."

NOTES FROM LAST YEAR AT BYU

– Jonathan Tavernari made his 19th start of the year, joining Ben Murdock, Sam Burgess, Lee Cummard and Trent Plaisted in the starting five. The latter four have started every game this season.
– Team Season Highs/Lows: Attendance - 22,580.
– With the victory, BYU improved to 20-5 overall on the year, the program's 31st 20-win season, including three straight in the last three years. Cougar head coach Dave Rose is the third BYU head coach to win at least 20 games in each of his first three seasons at the helm (G. Ott Romney and Roger Reid), but is the first to do so after taking over a program with less than 13 wins the prior year (BYU was 9-21 in 2004-05).
– At 9-1 in Mountain West Conference play, the Cougars are off to their best league start since going 14-1 in 1993 when BYU still played in the Western Athletic Conference.
– The Cougars' eight straight wins (@ Utah, San Diego State, New Mexico, @ Air Force, @ Wyoming, TCU, @ CSU, UNLV) marks their longest win streak of the season and ties the longest win streak of the Dave Rose era (BYU also won eight straight in league play last season). BYU has won at least six straight MWC games in each of Rose's three seasons at the helm.
– With a game-high lead of 29 points, the Cougars have now held a double-digit lead in 20 of 25 games this year, including a lead of 20 or more points in 13 contests. BYU has also led wire-to-wire in 12 games.
– With a 39-23 advantage after the first 20 minutes of play, BYU recorded its 21st halftime lead of the season and 13th by double-digits. The Cougars are now 19-2 when leading at the break. BYU has scored at least 30 points in the first half of 21 games while holding opponents under 30 points in the first half of 16 contests.
– BYU has had at least one player top the 20-point mark in each of the last six games and has had two players score at least 20 points in the same game in three of the last five contests. Plaisted scored 22 against UNLV.



MEDIA RELATIONS INFORMATION

Basketball Media Relations Director: Kyle Chilton
Office: (801) 422-4909; Cell: (801) 372-2080
Email: kyle_chilton@byu.edu

Assistant Basketball Media Relations: Jackie Johnson
Office: (801) 422-8999; Cell: (520) 227-7720
Email: swimming_sid@byu.edu

Associate AD/Communications: Duff Tittle
Office: (801) 422-8948; Cell: (801) 372-4401
Email: duff_tittle@byu.edu

Athletic Communications Fax: (801) 422-0633
Mailing Address: 30 SFH, Provo, UT 84602-2239
Marriott Center Pressrow Phone: (801) 422-3675

2008-09 BYU QUICK FACTS**BYU - UNIVERSITY INFO**

Location: Provo, Utah 84602
Elevation: 4,553 feet
Enrollment: 29,854 (Daytime)
Founded: October 15, 1875
Owned: The Church of Jesus Christ of Latter-day Saints
Nickname: Cougars
Mascot: Cosmo
Colors: Blue & White
Arena (capacity): Marriott Center (22,700)
Conference: Mountain West
President: Cecil O. Samuelson (Utah, 1966)
Athletic Director: Tom Holmoe (BYU, 1983)
Athletic Website: byucougars.com
Tickets: 422-BYU1 or 1-800-322-BYU1

BYU COACHING STAFF

Head Coach: Dave Rose
Alma Mater (year): Houston (1983)
Record at School (years): 86-29 (4th year)
Career Div. I Record (years): same
Office phone for head coach: Call SID
Best time/day to reach coach: Call SID
Basketball Office Fax: (801) 422-5965
Associate Head Coach (Alma Mater, year)
Dave Rice (UNLV, 1991)
Assistant Coaches (Alma Mater, year)
John Wardenburg (BYU, 1986)
Terry Nashif (BYU, 2005)
Dir. of Basketball Operations: Tim LaComb (Utah, 2006)

BYU TEAM INFO

2007-08 Overall Record: 27-8
Conference Record/Finish: 14-2 (1st Mountain West)
2008 Postseason: NCAA, 0-1, lost vs. Texas A&M, 67-62
2008 Final National Ranking: NR
Starters Returning/Lost: 2/3
Lettermen Returning/Lost: 8*/6
Newcomers: 3
*includes two letterwinners who did not play in games last year

BYU HISTORY

First Year of Basketball: 1903
Overall All-Time Record: 1567-989 (.613)
Winning Seasons: 85 (last 2008)
Conference Championships: 28 (last 2008)
Postseason Appearances (record): 33 (23-34)
Total NCAA Appearances (record): 23 (11-26)
Last NCAA Appearance: 2008
Result: (0-1) Lost, NCAA First Round (Anaheim, Calif.)
vs. Texas A&M, 67-62
Total NIT Appearances (Record): 10 (12-8)
Last NIT Appearance: 2006
Result: (0-1) lost at Houston, 77-67

BYU'S LAST OUTING — COUGARS SUFFER MWC LOSS TO NEW MEXICO

ALBUQUERQUE, N.M. (Jan. 17, 2009) – BYU (14-3, 2-1) fell to the New Mexico Lobos (11-7, 2-1) 81-62 in Mountain West Conference play in a hard-fought battle Saturday to a sold out crowd at The Pit. "New Mexico's team was extremely dialed in and focused," said BYU head coach Dave Rose. They were very difficult to guard. Our game plan was good, but we didn't execute them as well as we could have." Senior Gavin MacGregor came off the bench and posted the best performance of his career with 11 points and six offensive boards against the Lobos. MacGregor had seven total rebounds. His point and rebound totals are career highs. "Gavin has been playing better than I've ever seen him in practice," said Rose. "I've been trying to put a lot of work into my game, getting pointers from a lot of people," said MacGregor. "Changing and adapting helps me gain confidence and I continue to progress in practice and in games. I am trying to get as good as I can to contribute to my team the best I can. I try to do everything in my power to be a team player." Three Cougars were in double figures with sophomore Jimmer Fredette leading the team with 15 points, Jonathan Tavernari with 13 points and MacGregor with 11. New Mexico opened the scoring on the afternoon with a 5-0 run and the Cougars tried to match their runs for the entire game. The Cougars captured their first lead of the game at the 14:24 mark with a fastbreak layup by Tavernari. BYU later posted a 6-0 run against the Lobos including Lamont Morgan, Jr.'s 10th three of the season. The 6-0 run ended with the Lobos matching the Cougar points at 19. The Cougars would struggle to keep up with the Lobos the entire first half, going into the locker rooms with New Mexico leading by seven points at 41-34. New Mexico scored the first point of the second half with a free throw, answered by a three-point play by Jimmer Fredette. He would later make a three to tie the game at 44 at the 16:14 mark. However the Lobos picked up their play, tallying big leads and finishing off the night with a 19-point win, the biggest loss of the season for the Cougars. BYU posted their lowest points of the season with 62 and ended their perfect road game streak with their first loss (5-1).

WHAT WAS SAID AFTER THE GAME ...**BYU Head Coach Dave Rose**

– "I think with seven or eight minutes left in the second half they kept scoring and we couldn't answer with anything—that broke our back. They had really good balance offensively that made it difficult to defend."
– "You've got to give a lot of credit to New Mexico. They played a really good game."
– "They were extremely dialed in and focused and they were very difficult to guard. Our game plan was good, but we didn't execute as well as we could have."
– "We can learn an awful lot from this game and now we just need to get better as a result of this game. This hasn't happened to us yet, so we will see how we respond."

BYU Center Gavin MacGregor

– "They came ready to play and we didn't execute very well. The bottomline is that they played better than we did and came ready to win today. They played harder than we did. They are a good team and they deserved this win."
– "I've been trying to put a lot of work into my game, getting pointers from a lot of people. Changing and adapting helps me gain confidence and I continue to progress in practice and in games. I am trying to get as good as I can to contribute to my team the best I can. I try to do everything in my power to be a team player."
– "I always think about what I can do to contribute, and I always think about offensive rebounds, and I'm glad that I had a few of those today."

BYU NOTES FROM LAST OUTING**Player Notes**

– Gavin MacGregor had his best first half of the season, hitting 3-of-3 from the field for six points while grabbing four rebounds. Three of his boards were on the offense end and he converted two into second chance buckets. MacGregor finished the game with career highs of 11 points and seven rebounds, including six on the offensive boards.
– Lamont Morgan, Jr., hit 1-of-1 from downtown in the first half. He finished the game 1-of-2 from downtown and has now hit seven of his last 10 attempts from long range.
– Jimmer Fredette scored a team-high 15 points at New Mexico to extend his team-best double figure scoring streak to 12 games.

Team Notes

– For the 16th-straight game, BYU head coach Dave Rose started Jimmer Fredette, Jackson Emery, Lee Cummmard, Jonathan Tavernari and Chris Miles. The Cougars are 13-3 with that starting lineup.
– New Mexico led BYU 41-34 at the half, just the third time this season the Cougars trailed at the half. BYU trailed Long Beach State 38-31 in the season opener before coming back to win 75-65. The Cougars were behind 35-31 at the half against Tulsa but fought back for the 74-68 victory. BYU was not as fortunate at New Mexico, failing to comeback and losing 81-62, the team's worst loss this season.

Record Watch

– Jonathan Tavernari hit three three-pointers against New Mexico to bring his career total to 162. He is third in BYU history and is now two threes from passing Mike Rose (163) for second. He has 45 threes this season.
– With seven points against New Mexico on Saturday, Lee Cummmard now has 297 points this season and 1,310 career points. He is 17th all-time in school history and eight points from passing Joe Nelson (1,317) for 16th.
– Jonathan Tavernari scored 13 points at New Mexico to bring his career total to 933. He needs 67 points to reach the 1,000-point mark for his career.
– Lee Cummmard had two steals at New Mexico to give him 115 for his career and place him one steal behind Mark Bigelow who is eighth all-time in school history. Jonathan Tavernari had one steal to give him 95 career takeaways. He is 14th all-time in BYU history.

Game Trends

– Coming into The Pit BYU had trailed by double figures just once this season when the Cougars fell behind 11-0 against Western Oregon at home. It was the team's first double-digit loss this season (81-62).
– BYU trailed 41-34 at the half but went on a 10-3 run to tie the score at 44-all. Jimmer Fredette had a traditional three-point play and a three while Chris Miles had two buckets inside during the run. After the Cougars tied the score New Mexico scored the next five points and led the rest of the way.
– BYU's six-game winning streak against New Mexico and three-game winning streak in The Pit ended with an 81-62 loss to the Lobos on Saturday.



COUGAR ROSTER BREAKDOWN

STARTERS RETURNING (2)

Name	Pos.	Cl.	2007-08 Stats
Lee Cummard	G	Sr.	(15.8 ppg, 6.3 rpg, 3.5 apg)
Jonathan Tavernari	F	Jr.	(13.1 ppg, 5.3 rpg, 1.5 apg)

STARTERS LOST (3)

Trent Plaisted	F/C	Jr.	(15.6 ppg, 7.7 rpg, 1.5 apg)
Sam Burgess	G	Sr.	(8.7 ppg, 3.5 rpg, 1.9 apg)
Ben Murdock	G	Sr.	(3.9 ppg, 2.4 rpg, 3.6 apg)

OTHER LETTERWINNERS RETURNING (6)

Jimmer Fredette	G	So.	(7.0 ppg, 1.1 rpg, 1.7 apg)
Chris Miles	F/C	Jr.	(2.5 ppg, 1.5 rpg, 0.6 apg)
Michael Loyd, Jr.	G	So.	(2.0 ppg, 0.9 rpg, 1.2 apg)
Archie Rose	G	Sr.	(0.9 ppg, 0.8 rpg, 0.4 apg)
Gavin MacGregor	F/C	Sr.	(* 1.2 ppg, 0.5 rpg, 0.5 bpg)
Jackson Emery	G	So.	(* * 2.8 ppg, 1.5 rpg, 0.7 apg)

* Did not play last year due to injury, stats from 2006-07
 ** Did not play last year while serving a two-year LDS Church mission; stats from 2005-06

OTHER LETTERWINNERS LOST (3)**

Vuk Ivanovic	F/C	Sr.	(3.3 ppg, 2.4 rpg)
Chris Collinsworth	F	Fr.	(3.2 ppg, 4.8 rpg, 0.5 apg)
Nick Martineau	G	Fr.	(0.7 ppg, 0.4 rpg, 0.7 apg)

** Includes two players who are interrupting their eligibility to serve LDS Church missions (Collinsworth and Martineau)

RETURNING REDSHIRTS (3)

Name	Pos.	Ht.	Wt.	Cl.
Lamont Morgan, Jr.	G	5-10	170	Jr.
James Anderson	F/C	6-10	230	Fr.
Matt Pinegar	G	6-0	190	Fr.

NEWCOMERS (3)

Charles Abouo	G/F	6-5	210	Fr.
Michael Boswell	F	6-9	215	Fr.
Noah Hartssock	F	6-8	215	Fr.

BY POSITION

POINT GUARD

Lamont Morgan, Jr.	5-10	Jr.
Jimmer Fredette	6-2	So.
Michael Loyd, Jr.	6-1	So.

WING

Lee Cummard	6-6	Sr.
Archie Rose	6-4	Sr.
Jonathan Tavernari	6-6	Jr.
Jackson Emery	6-3	So.
Jimmer Fredette	6-2	So.
Michael Loyd, Jr.	6-2	So.
Charles Abouo	6-5	Fr.
Matt Pinegar	6-0	Fr.

POST

Gavin MacGregor	6-9	Sr.
Chris Miles	6-11	Jr.
Jonathan Tavernari	6-6	Jr.
James Anderson	6-11	Fr.
Michael Boswell	6-9	Fr.
Noah Hartssock	6-8	Fr.

CUMMARD, TAVERNARI NAMED TEAM CAPTAINS

PROVO, Utah (Nov. 4, 2008) – BYU men's basketball head coach Dave Rose announced Tuesday that senior Lee Cummard and junior Jonathan Tavernari have been selected to serve as captains on this year's team. Cummard is a three-year starter and the reigning Mountain West Conference Player of the Year. He earned Associated Press All-America honorable mention last year after helping the Cougars win their second straight outright MWC title and a 27-8 overall record. A 6-foot-7 swingman from Mesa, Ariz., Cummard is a do-everything player who led the Cougars in scoring (15.8), field-goal percentage (.569), three-point percentage (.472) and blocked shots (1.0) last year while ranking second in rebounds (6.3), assists (3.5), steals (0.9) and free-throw percentage (.857). Tavernari followed his MWC Freshman of the Year season in 2006-07 with a record-setting sophomore campaign last year. The 6-foot-6 forward from Sao Bernardo, Brazil, earned All-MWC Third Team honors and set the BYU single-season and sophomore MWC three-point record with 88 treys last season. He was third on the team in scoring (13.1 ppg) and rebounding (5.3 rpg) while averaging 1.5 assists and a team-best 1.4 steals per game. This summer he was the lone nonprofessional player to make the Brazilian Senior National Team that competed at the Olympic Qualifying Tournament in Athens, Greece.

LEE CUMMARD NAMED TO WOODEN AWARD AND NAISMITH TROPHY WATCH LISTS

BYU senior guard Lee Cummard has been named to the preseason watch lists for two of college basketball's most prestigious awards, the Wooden Award and the Naismith Trophy. Both lists are composed of 50 student athletes who, based on last year's individual performance and team records, are the early frontrunners for the awards. The reigning Mountain West Conference Player of the Year, Cummard is a three-year starter who earned Associated Press All-America honorable mention last year after leading the Cougars to a 27-8 overall record and their second straight outright MWC title. A 6-foot-7 swingman from Mesa, Ariz., Cummard is a do-everything player who led the Cougars in scoring (15.8), field-goal percentage (.569), three-point percentage (.472) and blocked shots (1.0) last year while ranking second in rebounds (6.3), assists (3.5), steals (0.9) and free-throw percentage (.857).

CUMMARD, TAVERNARI AND MILES EARN ALL-BTI HONORS

Chris Miles and Jonathan Tavernari earned Basketball Travelers Invitational All-Tournament honors while Lee Cummard was named the tournament MVP. Cummard led the Cougars at the BTI averaging 16.0 points and 7.3 rebounds while shooting 60.0 percent from the field. Tavernari was second in scoring and rebounding at 14.3 points and 6.7 rebounds per game. Chris Miles averaged 12.0 points and 4.7 rebounds. Miles had his best game in BYU's win over Cal Poly, scoring a career-high 24 points.

MWC PLAYERS OF THE WEEK

Lee Cummard (Nov. 17)

COLORADO SPRINGS, Colo. – BYU senior Lee Cummard has been named the Mountain West Conference Men's Basketball Player of the Week for the third time in his career. A 6-foot-7 guard from Mesa, Ariz., Cummard scored a career-high 36 points to go with 11 rebounds, four assists, two steals and a career-best tying four blocks in BYU's 75-65 victory over Long Beach State Friday in Provo. He shot 13-for-16 (81.3 percent) from the floor, including 3-of-4 from three-point range and 7-for-7 from the charity stripe. Cummard netted 22 of his team's 31 points in the first half on 9-of-11 shooting and kept BYU in the game by scoring 11 of 12 points during one stretch. With BYU trailing 40-33 early in the second half, he scored six straight points and assisted on another bucket to give the Cougars the lead, then went 6-for-6 from the free-throw line in the final six minutes of the contest to put the game away. His 36 points marks the most points scored by a BYU player since 1993 and ties for the eighth highest individual performance in BYU men's basketball history.

Jimmer Fredette (Dec. 15)

COLORADO SPRINGS, Colo. – BYU sophomore Jimmer Fredette and New Mexico junior Roman Martinez have been named the Mountain West Conference Men's Basketball Co-Players of the Week. Fredette is a first-time player of the week honoree and is the second Cougar this season to earn the award. Lee Cummard was named player of the week on Nov. 17. A 6-foot-2 guard from Glens Falls, N.Y., Fredette averaged 20.0 points per game while shooting 72.7 percent from the field (16-for-22) and 87.5 percent from the charity stripe in helping BYU to wins against Boise State (94-56) and Portland (91-76) last week. He started the week scoring a career-high 23 points on 10-of-15 shooting, while tying a career-best with four steals vs. Boise State. Fredette also tallied two assists vs. the Broncos. Against Portland, Fredette scored 17 points (6-for-7 from the field), while also collecting three rebounds, three assists and two steals.

SIGNING DAY

PROVO, Utah (Nov. 12, 2008) – BYU men's basketball coach Dave Rose today announced that four players have committed to play for the Cougars by signing national letters of intent. Joining BYU for the 2009-10 season will be 6-foot-4 guard Tyler Haws out Lone Peak High School and 6-foot-9 forward Brandon Davies out of Provo High School. Big men Nate Austin from Lone Peak and Ian Harward from Creem High School, both 6-foot-10, plan to complete their missionary service before enrolling at BYU. Haws has led Lone Peak to back-to-back 5A state titles under coach Quincy Lewis. Haws averaged 20.9 points, 4.6 rebounds and 3.1 assists per game as a junior while helping Lone Peak to a 23-2 overall record. He was named the 2008 Utah Mr. Basketball and the 2008 Gatorade Utah boys basketball player of the year. Haws's father Marty Haws was an all-conference selection at BYU. This past summer he was the only boys basketball player from Utah that participated in the Reebok All-America camp in Philadelphia, which featured 100 of the top high school players from around the country. An athletic big man and excellent low post scorer, Davies has helped lead Provo High School to back-to-back 4A state titles under Craig Drury. Davies was recently named to the Long Beach Press-Telegram Best in the West Second Team along with Haws. A traditional low post player, Harward will bring size to the Cougar roster following his mission. Harward plays well with his back to the basket and has range out to 15 feet. This summer Harward registered 35 points, 13 rebounds and 10 blocks in a Tri-City Tournament game near Seattle. Austin is a teammate of Haws at Lone Peak High. At the Las Vegas Spring Showcase Austin scored 24 points and grabbed 22 rebounds in a gold bracket quarterfinal game. Austin is known for his work ethic and can step out and shoot the three as well as play on the post.



COUGAR ROSTER BREAKDOWN CONT.

BY CLASS

SENIORS (3)

Lee Cummard	6-6	G/F
Gavin MacGregor	6-9	F/C
Archie Rose	6-4	G/F

JUNIORS (3)

Chris Miles	6-11	F/C
Lamont Morgan, Jr.	5-10	G
Jonathan Tavernari	6-6	G/F

SOPHOMORES (3)

Jackson Emery	6-3	G
Jimmer Fredette	6-2	G
Michael Loyd, Jr.	6-2	G

FRESHMEN (5)

Charles Abouo	6-5	G/F
James Anderson	6-11	C
Michael Boswell	6-9	F
Noah Hartssock	6-8	F
Matt Pinegar	6-0	G

BY STATE/COUNTRY

ARIZONA (2)

James Anderson	Page
Lee Cummard	Mesa

CALIFORNIA (2)

Gavin MacGregor	Ridgecrest
Lamont Morgan, Jr.	Pomona

NEVADA (1)

Michael Loyd, Jr.	Las Vegas
-------------------	-----------

NEW YORK (1)

Jimmer Fredette	Glens Falls
-----------------	-------------

OKLAHOMA (1)

Noah Hartssock	Bartlesville
----------------	--------------

OREGON (1)

Michael Boswell	Aloha
-----------------	-------

UTAH (3)

Jackson Emery	Alpine
Chris Miles	Provo
Matt Pinegar	Provo

BAHAMAS (1)

Archie Rose	Nassau
-------------	--------

BRAZIL (1)

Jonathan Tavernari	Sao Bernardo
--------------------	--------------

COTE D'IVOIRE (1)

Charles Abouo	Abidjan
---------------	---------

1,000-POINT MAN

Including a career-high 36 points against Long Beach State and performances of 30 points against Weber State, 28 against Cal Poly and 26 at Tulsa, Lee Cummard now has 297 total points for the season and 1,310 for his career. He is now 17th all-time in scoring in BYU history and is eight points from passing Joe Nelson for 16th all-time.

13. Roland Minson (1948-51)	1,375
14. Trent Plaisted (2004-08)	1,372
15. Marty Haws (1986-90)	1,337
16. Joe Nelson (1947-50)	1,317
17. Lee Cummard (2005-present)	1,310

APPROACHING 1,000 POINTS

Junior forward Jonathan Tavernari is fast approaching the 1,000-point club. Coming into the season he had 640 career points and with 293 points so far this season and 933 for his career, Tavernari is now 67 points from reaching 1,000 for his career.

OQUIRRH BUCKET BATTLE

The Old Oquirrh Bucket (named after the Oquirrh Mountains to the west of Salt Lake City) is the symbol of in-state basketball supremacy in Utah. Each year the trophy is awarded to the in-state college team (Utah, BYU, Southern Utah, Utah State, Utah Valley and Weber State) which has the best won-loss record against in-state competition. BYU has claimed the Bucket nine times since its inception, including the last two seasons. With BYU's 68-63 victory against Utah State the Cougars are 2-0 in Oquirrh Bucket competition. Utah State is 3-1 against in-state competition, Webber State is 1-3, Utah and Utah Valley are 1-1, Weber State is 1-3 and Southern Utah 0-3.

BEST START THROUGH 110 GAMES

BYU coach Dave Rose coached his 110th game as the head coach of the Cougars when BYU defeated Tulsa on Dec. 30. His career record through 110 games of 83-27 (.755) is the best record for a BYU men's basketball coach through his first 110 games. Rose is the only BYU coach to have won 80-or-more games in their first 110 games coached at BYU and seven games better than the next best coach. Below are the records of BYU coaches through their first 110 games and their career records.

Coach	Through 110	Career Record
Fred Bennion (1908-10)	N/A	16-6
E.L. Roberts (1911-20, 25-28)	74-36	87-49
Alvin Twitchell (1920-25)	N/A	50-20
G. Ott Romney (1928-35)	74-36	139-71
Edwin R. Kimball (1935-36, 38-41)	N/A	59-38
Fred 'Buck' Dixon (1936-38)	N/A	25-23
Floyd Millett (1941-49)	64-46	104-77
Stan Watts (1949-72)	76-34	371-254
Glen Potter (1972-75)	N/A	42-36
Frank Arnold (1975-83)	57-53	137-94
Ladell Andersen (1983-86)	65-45	114-71
Roger Reid (1989-96)	76-34	152-77
Steve Cleveland (1997-2005)	56-54	138-108
Dave Rose (2005-present)	83-27	84-28

DOWNTOWN RECORD WATCH

With three treys at New Mexico junior forward Jonathan Tavernari has 162 career threes, including 45 this season. He started the season with 117 and has passed Andy Toolson for third place and is two makes from downtown from passing Mike Rose (163) for second. Tavernari also has 442 attempts from downtown, good for second all-time in school history. Lee Cummard has 136 threes for his career, six threes from passing Andy Toolson for fourth.

Career Leaders - Threes Made

1. Mark Bigelow	213
2. Mike Rose	163
3. Jonathan Tavernari	159
4. Andy Toolson	141
5. Lee Cummard	136

Career Leaders - Threes Attempted

1. Mark Bigelow	559
2. Jonathan Tavernari	442
3. Mike Rose	381
4. Randy Reid	355
5. Terrell Lyday	321
- Lee Cummard	309

MAGIC NUMBER: 70

With an 73-61 victory over TCU BYU is now 13-2 when scoring at least 70 points in 2008-09. BYU's only two games without scoring 70 points are a 68-63 win against Utah State and an 81-62 loss at New Mexico. In 2007-08 the Cougars were nearly perfect when scoring at least 70 points, posting a record of 22-1. The Cougars scored 90 or more points in five games last season (three times this season), reaching 100 against Jackson State, and were 10-0 when scoring more than 80 points. BYU is 8-1 when scoring more than 80 points in 2008-09. Portland, Arizona State, Wake Forest and New Mexico are BYU's only opponents to have reached 70 points in a game in 2008-09. Prior to the Arizona State loss the Cougars had won 20 games in a row when reaching 70 points.

BIG SECOND HALF

Leading 33-29 at the break against Boise State the Cougars exploded for 61 points in the second half. BYU ran away from the Broncos with a 22-5 run in the fist 4:31 to start the second half. The 61 points scored is tied for the 18th-most points scored in a half in school history. It tied the most points scored in a half since the Cougars scored 62 in the first half against Sacramento State on Feb. 25, 1993. BYU scored 61 in the second half against Morgan State on Dec. 28, 1995.



BYU'S 2008-09 RECORD WHEN ...

At home	8-1
On the road	5-1
On a neutral floor	1-1
On Television	11-3
On The Mtn.	4-1
On Versus	0-1
On CSTV/CBS-CS	1-0
On ESPN2	0-0
On CBS	0-0
On KJZZ	0-0
On BYUtv	4-0
On KJZZ/BYUtv	2-0
On FSN	0-1
On other local broadcast TV	0-0
On Monday	0-0
On Tuesday	4-0
On Wednesday	2-0
On Thursday	1-0
On Friday	2-0
On Saturday	5-3
Coming off a win	11-3
Coming off a loss	2-0
Had two or more days between last game	11-3
Had only one day between last game	0-0
Playing the next day after a game	2-0
BYU scores 100 or more points	0-0
BYU scores between 90-99 points	3-0
BYU scores between 80-89 points	5-1
BYU scores between 70-79 points	5-1
BYU scores between 60-69 points	1-1
BYU scores below 60 points	0-0
Opponent scores 90 or more points	1-0
Opponent scores between 80-89 points	0-1
Opponent scores between 70-79 points	1-1
Opponent scores between 60-69 points	9-0
Opponent scores between 50-59 points	3-0
Opponent scores below 50 points	1-0
BYU leads at half	12-2
Opponent leads at half	2-1
Score tied at half	0-0
BYU leads with 5 minutes left	14-1
Opponent leads with 5 min. left	0-2
Score tied with 5 minutes left	0-0
BYU leads with 1 minute left	14-0
Opponent leads with 1 min. left	0-2
Score tied with 1 minute left	0-1
Game goes into overtime	0-0
BYU shoots 50 % or better	11-1
Opponent shoots 50 % or better	0-1
BYU outshoots opponent	14-1
Opponent outshoots BYU	0-2
BYU outrebounds opponent	12-2
Opponent outrebounds BYU	2-1
BYU and opponent tie in rebounds	0-0
vs. top-25 ranked opponent	0-2
vs. 2008 regular-season conference champions	2-0
vs. 2008 postseason teams	3-2

LED IN SCORING BY:	08-09	CONF
Lee Cummond	6-0	2-0
Jonathan Tavernari	7-1	N/A
Jimmer Fredette	1-2	0-1

SCORING IN DOUBLE FIGURES:	08-09	CONF
Lee Cummond	12-2	2-0
Jonathan Tavernari	12-3	1-1
Jimmer Fredette	11-3	2-1
Jackson Emery	4-1	1-0
Chris Miles	3-0	N/A
Lamont Morgan, Jr.	3-0	1-0
James Anderson	1-0	N/A
Charles Abouo	0-1	N/A
Archie Rose	1-0	N/A
Gavin MacGregor	0-1	0-1

# OF PLAYERS IN DOUBLE FIGURES:	08-09	CONF
One Player	1-0	N/A
Two Players	3-0	N/A
Three Players	3-2	1-1
Four Players	4-0	1-0
Five Players	3-1	N/A
Six Players	0-0	N/A

HOME WINNING STREAK

BYU's school record and what was previously the nation's longest active home winning streak ended on Saturday, Jan. 3, 2009 with a 94-87 loss to No. 6 Wake Forest. With a win over TCU the Cougars are now 8-1 at home in 2008-09. The Cougars set the school record with their 67-59 win over Utah in the Marriott Center on Feb. 20, 2008, their 45th straight home win. The Cougars were 16-0 at home last year and won 17 home games the prior season after going 14-1 at home in 2005-06. BYU's last home loss before the streak was in the 2005-06 season opener against Loyola Marymount. BYU had won 29 straight over nonconference opponents and has won 25 consecutive over MWC foes. BYU's last league loss at home was its season finale in 2005 to UNLV. BYU is 427-117 (.785) all-time in the Marriott Center, and Cougar head coach Dave Rose is 55-2. Prior to the 53-game streak, BYU's longest homecourt victory streak was 44 games from Feb 19, 2000 to Jan 16, 2003. With the 73-61 victory against TCU the Cougars have won 55 of their last 56 games in the Marriott Center.

TOP-10 PICK POCKETS

With 16 steals this season Lee Cummond has climbed to ninth all-time in BYU history in career steals with 115. Cummond had 16 as a freshman, 50 as a sophomore and 33 last season. He is two steals from passing Mark Bigelow for eighth all-time. Jonathan Tavernari is also climbing the list with 29 thefts this season and 95 for his career. He is now 14th all-time at BYU in steals.

Career Steal Leaders

1. Danny Ainge	195	6. Matt Montague	124
2. Marty Haws	182	7. Randy Reid	118
3. Scott Sinek	140	8. Mark Bigelow	116
4. Nate Call	138	9. Lee Cummond	115
5. Russell Larson	131	10. Justin Weidauer	102

IRON MAN CUMMOND

Since arriving at BYU as a freshman in 2005-06 senior Lee Cummond has not missed a single game. His streak of 115 games played currently ranks 11th for the longest such streak in school history. Cummond has also started the last 86 games he has played, dating back to the first game of the 2006-07 season, a streak that ranks seventh longest in school history. In his career Cummond has played in 115 games and with 13 regular season games remaining, the MWC tournament and the possibility of postseason play he has the potential to claim the top spot in career games played. Below are the streaks for consecutive games started and consecutive games played.

Consecutive Games Started

1. Jeff Chatman	122
2. Fred Roberts	119
3. Mark Bigelow	118
4. Devin Durrant	117
5. Marty Haws	91
6. Michael Smith	90
7. Lee Cummond	86

Consecutive Games Played

1. Mark Durrant	128
2. Ken Roberts	126
3. Marty Haws	123
4. Jeff Chatman	122
5. Nathan Cooper	122
6. Matt Montague	122
7. Eric Nielsen	122
8. Mark Bigelow	120
9. Fred Roberts	119
10. Devin Durrant	117
11. Lee Cummond	115
12. Nathan Call	107

AP Top 25

1. Wake Forest (68)
2. Duke (4)
3. Connecticut
4. Pittsburgh
5. North Carolina
6. Oklahoma
7. Michigan St.
8. Syracuse
9. Louisville
10. Clemson
11. Marquette
12. Georgetown
13. UCLA
14. Texas
15. Xavier
16. Butler
17. Arizona St.
18. Purdue
19. Notre Dame
20. Villanova
21. Minnesota
22. Memphis
23. Gonzaga
24. Florida
25. Illinois

USA Today/ESPN

- Wake Forest (25)
- Duke (6)
- Connecticut
- Pittsburgh
- Oklahoma
- North Carolina
- Michigan St.
- Syracuse
- Clemson
- Marquette
- UCLA
- Louisville
- Xavier
- Georgetown
- Texas
- Arizona St.
- Butler
- Purdue
- Notre Dame
- Minnesota
- Villanova
- St. Mary's
- Baylor
- Memphis
- Illinois

Others Receiving Votes:

- Baylor 148, St. Mary's 137, Kentucky 105, California 82, Florida St. 34, Kansas 23, Ohio St. 20, Tennessee 14, Missouri 14, Davidson 14, Washington 12, Utah St. 12, Miami (FL) 8, West Virginia 8, Arkansas 6, Michigan 5, Dayton 4, LSU 1, George Mason 1

Others Receiving Votes:

- California 65, Florida 52, Gonzaga 35, Utah St. 31, Ohio St. 22, **BYU 22**, Dayton 16, Missouri 13, Kentucky 12, Davidson 9, West Virginia 3, Kansas 3, Washington 2, Miami (FL) 2, Florida St. 2, Arkansas 2, Michigan 1



BYU MARGIN OF VICTORY/DEFEAT 2008-09			
	WINS		LOSSES
1 point.....	1		1
2 points.....			
3 points.....			
4 points.....			
5 points.....	1		
6 points.....	1		
7 points.....			1
8 points.....			
9 points.....			
10 points.....	1		
11 points.....			
12 points.....	2		
13 points.....			
14 points.....			
15 points.....	1		
16-19 points.....			1 (19)
20-24 points.....	2 (20, 21)		
25-29 points.....	2 (26, 29)		
30-plus points.....	4 (38, 33, 31, 30)		

BYU STREAKS ...	08-09	OVERALL
Current won/loss streak	1 loss	same
At home	2 wins	same
On the road	1 loss	same
On a neutral floor	1 loss	same
At home vs. Nonconference	1 win	same
At home vs. MWVC	1 win	25 wins
On the road vs. Nonconference	4 wins	same
On the road vs. MWVC	1 loss	same
On a neutral floor vs. Nonconference	1 loss	same
On a neutral floor vs. MWVC	0-0	4 wins
at regular-season tournament	3 wins	same
at MWVC Tournament	0-0	1 loss
at NCAA Tournament	0-0	7 losses
at NIT	0-0	2 losses
Games With a Three-Point Make	17	386

INDIVIDUAL SUPERLATIVES	08-09	07-08	CAREER
DOUBLE-FIGURE SCORING			
Lee Cummmard	14	32	61
Jonathan Tavernari	15	26	46
Jimmer Fredette	14	12	25
Chris Miles	4	N/A	6
Jackson Emery	5	N/A	7
Lamont Morgan, Jr.	3	N/A	3
James Anderson	1	N/A	1
Charles Abouo	1	N/A	1
Archie Rose	1	N/A	1
Gavin MacGregor	1	N/A	1

DOUBLE-FIGURE REBOUNDING	08-09	07-08	CAREER
Lee Cummmard	2	3	8
Jonathan Tavernari	3	3	6

20+ POINTS	08-09	07-08	CAREER
Lee Cummmard	6	10	18
Jonathan Tavernari	7	5	12
Chris Miles	1	N/A	1
Jimmer Fredette	1	N/A	0

DOUBLE-DOUBLES	08-09	07-08	CAREER
Lee Cummmard	1	3	7
Jonathan Tavernari	2	2	4

DUNKS	08-09	07-08	CAREER
Lee Cummmard	2	13	30
Jonathan Tavernari	9	N/A	9
Chris Miles	4	2	7
Jackson Emery	2	N/A	2
Archie Rose	-	1	1
Jimmer Fredette	3	N/A	3
Gavin MacGregor	2	N/A	2
Charles Abouo	2	N/A	2
BYU	22	49	
Opponents	15	27	

3-POINTERS MADE	08-09	07-08	CAREER
Jonathan Tavernari	45	88	162
Lee Cummmard	19	60	136
Jimmer Fredette	26	43	69
Jackson Emery	21	N/A	34
Lamont Morgan, Jr.	10	N/A	10
Charles Abouo	5	N/A	5
Archie Rose	2	1	3
BYU	128	285	
Opponents	94	183	

LATE FREE THROWS	5:00-2:00	2:00-0:00	OT
Jimmer Fredette	7-7 (1.000)	7-8 (.875)	-
Lee Cummmard	9-9 (1.000)	13-16 (.813)	-
Charles Abouo	7-8 (1.000)	1-4 (.250)	-
Gavin MacGregor	1-2 (.500)	2-2 (1.000)	-
Jackson Emery	1-2 (.500)	6-8 (.750)	-
Lamont Morgan, Jr.	1-2 (.500)	2-2 (1.000)	-
Jonathan Tavernari	-	4-4 (1.000)	-
Archie Rose	0-1 (.000)	2-2 (1.000)	-
James Anderson	2-2 (1.000)	-	-
Noah Hartsock	-	1-2 (.500)	-
Chris Miles	-	0-2 (.000)	-
Team	28-33 (.849)	38-48 (.792)	-

5-0 STARTS

For the 22nd time in school history BYU men's basketball started the season 5-0. The Cougars are 10-1 with their perfect starting ending with a 76-75 loss to No. 20 Arizona State. Only two other BYU teams have started at least 10-0, the last being in 1987-88 (17-0). In the 21 previous season during which BYU started at least 5-0 the Cougars won 20-plus games 11 times and finished first or tied for first in conference play eight times. In fact, the last five times BYU has started at least 5-0 the Cougars have won or shared the regular season conference title, including last season's squad that was 27-8 overall and won the conference outright at 14-2. The Cougars were not members of a conference the first five seasons BYU started 5-0. Three of BYU's previous season-opening win streaks of five-plus games have ended with losses to ranked opponents, including No. 1 North Carolina last season, No. 11 Michigan in 1991-92 and No. 2 NC State in 1955-56. BYU's most obscure loss to end a perfect start to a season was to Denver Piggly Wiggly in 1932-33.

Year	Start	How ended	Final Record	Conf. Finish	Year	Start	How ended	Final Record	Conf. Finish
08-09	10-0	loss vs. No. 20 Arizona State	TBD	TBD	41-42	13-0	loss at Wyoming	17-3	T2nd
07-08	5-0	loss to No. 1 North Carolina	27-8	1st	40-41	5-0	loss at San Diego State	14-9	4th
02-03	5-0	loss at Creighton	23-9	T1st	32-33	6-0	loss at Denver Piggly Wiggly	20-7	1st
91-92	7-0	loss to No. 11 Michigan	25-7	T1st	31-32	5-0	loss at Wisconsin	20-12	T1st
87-88	17-0	loss to Alabama-Birmingham	26-6	1st	29-30	6-0	loss at UCLA	23-7	3rd
71-72	5-0	loss at Kansas	21-5	1st	22-23	6-0	loss at Utah State	7-5	T2nd
65-66	6-0	loss at La Salle	20-5	2nd	12-13	5-0	loss to Utah	7-3	N/A
55-56	6-0	loss at No. 2 NC State	18-8	2nd	11-12	7-0	season ended	7-0	N/A
53-54	8-0	loss vs. Duesquesne	18-11	3rd	10-11	8-0	season ended	8-0	N/A
52-53	7-0	loss at Oregon State	22-8	2nd	09-10	8-0	lost to the YMCA	9-2	N/A
49-50	6-0	loss at Pepperdine	22-12	1st	05-06	5-0	loss to Chicago YMCA	11-1	N/A

THIS YEAR'S LOSSES

BYU's three losses this year have come against No. 17 (then No. 20) Arizona State (76-75) on a neutral floor, against No. 1 (then No. 6) Wake Forest (94-87) at home and at New Mexico (62-81). BYU led Wake Forest until the Demon Deacons tied the score at 72-all at the 8:33 mark. The Cougars were within two at the 1:25 mark at 87-85 and within three at 88-85 at the 0:45 mark. Against Arizona State BYU led throughout the second half until the Sun Devils tied the score at 75-all with 1:00 remaining. James Harden hit a free throw with nine seconds remaining to give Arizona State its only lead of the half. Charles Abouo hit a potential game winner for BYU that was initially called good on the court but was overturned after a review by the officials. Arizona State, Wake Forest and New Mexico have a combined record of 41-9.

BYU STARTING LINEUPS

Opponent	(1)	(2)	(3)	(4)	(5)
LONG BEACH STATE	Morgan, Jr.	Emery	Cummmard	Tavernari	Miles
at Pepperdine	Fredette	Emery	Cummmard	Tavernari	Miles
NORTH FLORIDA	Fredette	Emery	Cummmard	Tavernari	Miles
RICE	Fredette	Emery	Cummmard	Tavernari	Miles
CAL POLY	Fredette	Emery	Cummmard	Tavernari	Miles
at Idaho State	Fredette	Emery	Cummmard	Tavernari	Miles
at Weber State	Fredette	Emery	Cummmard	Tavernari	Miles
at Utah State	Fredette	Emery	Cummmard	Tavernari	Miles
BOISE STATE	Fredette	Emery	Cummmard	Tavernari	Miles
PORTLAND	Fredette	Emery	Cummmard	Tavernari	Miles
at Arizona State	Fredette	Emery	Cummmard	Tavernari	Miles
at Tulsa	Fredette	Emery	Cummmard	Tavernari	Miles
WAKE FOREST	Fredette	Emery	Cummmard	Tavernari	Miles
WESTERN OREGON	Fredette	Emery	Cummmard	Tavernari	Miles
at Colorado State	Fredette	Emery	Cummmard	Tavernari	Miles
TCU	Fredette	Emery	Cummmard	Tavernari	Miles
at New Mexico	Fredette	Emery	Cummmard	Tavernari	Miles
UNLV					
SAN DIEGO STATE					
at Utah					
WYOMING					
at Air Force					
COLORADO STATE					
at TCU					
NEW MEXICO					
at UNLV					
at San Diego State					
UTAH					
at Wyoming					
AIR FORCE					

WON-LOSS RECORDS/STARTING LINEUPS	(1)	(2)	(3)	(4)	(5)
RECORD					
1-0	Morgan, Jr.	Emery	Cummmard	Tavernari	Miles
13-3	Fredette	Emery	Cummmard	Tavernari	Miles



2008-09 COUGAR GAME LEADERS

POINTS

Name	# of Times	High	Game
Lee Cummmard	6	36	LBSU
Jonathan Tavernari	8	25	UNF, Portland
Jimmer Fredette	3	23	BSU, WF

REBOUNDS

Name	# of Times	High	Game
Lee Cummmard	6	12	North Florida
Jonathan Tavernari	9	10	Pepperdine, Tulsa
Gavin MacGregor	1	7	New Mexico
Four Players	1	5	Rice

ASSISTS

Name	# of Times	High	Game
Jonathan Tavernari	1	5	LBSU
Jackson Emery	1	9	Pepperdine
Jimmer Fredette	11	9	Wake Forest
Lee Cummmard	5	6	USU, ASU
Chris Miles	1	4	Portland

2008-09 OPPONENT GAME LEADERS

POINTS

Name	School	Total
James Harden	Arizona State	30
Jeff Teague	Wake Forest	30

REBOUNDS

Name	School	Total
James Johnson	Wake Forest	15

ASSISTS

Name	School	Total
Nate Garth	New Mexico	6
James Harden	Arizona State	6

BLOCKS

Name	School	Total
Titus Shelton	Cal Poly	3

STEALS

Name	School	Total
Ben Uzoh	Tulsa	6

RECORD-SETTING ATTENDANCE

BYU fans came out in full force to support the Cougars against Wake Forest. The official attendance was 23,096, just 10 from tying the Marriott Center record for attendance (23,106) set March 7, 1981 against Utah. BYU defeated the Utes 95-76 in that game. The Wake Forest game unseated the previous No. 2 crowd of 23,084 set on Jan. 12, 1980, also against Utah. BYU won that game 89-72. The crowd does mark the largest crowd for a nonconference game. The previous record of 23,042 was set on Nov. 30, 1979, against Illinois, a game the Cougars lost 86-76.

INTERNATIONAL PLAYERS AT BYU

- Including incoming freshman Charles Abouo, 28 international players have played basketball at BYU.
- The Cougars have had an international player on their varsity roster in 37 of the past 57 years.
- In the last five years, BYU has rostered eight international players, including three on this season's team - Charles Abouo (Cote d'Ivoire), Archie Rose (Bahamas) and Jonathan Tavernari (Brazil).
- Foreign players at BYU have received nine all-conference citations, two conference player of the year awards (Timo Saarelainen - 1985, Rafael Araujo - 2004), one conference freshman of the year award (Jonathan Tavernari - 2007) and eight All-America citations (Kresimir Cosic - 1972 and 1973, Rafael Araujo - 2004).
- According to a book about basketball in Finland by Mikko Simon, BYU has the distinction of being the first NCAA Division I school to have an overseas player on its roster when Timo Lampen, a native of Lahti, Finland, took the court for the Cougars in 1960-61.
- BYU also boasts the first foreign All-American in Kresimir Cosic, whose BYU jersey was retired on March 4, 2006. The Zadar, Yugoslavia, native played on the Cougar varsity team from 1971-73 and earned six All-America citations and three first-team All-Western Athletic Conference awards. He is the only BYU player to be inducted into the Basketball Hall of Fame. Cosic passed away in 1995.
- During the 2005 NCAA Men's Basketball Tournament, CBS Television analyst Billy Packer singled out Cosic during a discussion of the quality of international players now playing college basketball. Said Packer, "Kresimir Cosic, who played for BYU, was really the first great international player to play basketball in the United States."

SPREADING THE WEALTH

With new starting guards Jimmer Fredette and Jackson Emery leading the way, BYU is first in the MWC (all games) in assists per game at 17.29. Fredette currently leads the squad and is second in the MWC in assists, averaging 4.53 per game. He dished out a career-best nine assists against Wake Forest. Fredette is also eighth in the conference in assist/turnover ratio at 1.79. Emery is first in the conference in assist/turnover ratio at 2.62 while Lee Cummmard is second in the league in assist/turnover ratio at 2.08. Emery is ninth in the league in assists per game at 3.24 and Cummmard is tied for 10th at 3.18.

HITTING A HIGH PERCENTAGE

The Cougars are connecting on 50.3 percent (first in the MWC) of their shots from the field this season. BYU has hit 50.0 percent or better from the field in 11 games this season, including a season-best 61.7 percent against Portland. The Cougars are shooting 49.2 percent in the first half of games and step it up a notch in the second half, hitting 51.4 percent.

2008-09 SCORING BY HALF (BYU-OPPONENT)

	FIRST HALF (Margin)	FIELD GOAL %	SECOND HALF (Margin)	FIELD GOAL %	FINAL (Margin)	FIELD GOAL %
Long Beach State	31-38 (-7)	37.5-46.9	44-27 (+17)	50.0-34.5	75-65 (+10)	43.3-41.0
at Pepperdine	32-21 (+11)	44.4-40.9	50-32 (+18)	60.9-32.3	82-53 (+29)	52.0-35.8
NORTH FLORIDA	35-12 (+23)	41.7-20.0	39-29 (+10)	57.1-35.6	74-41 (+33)	50.0-30.8
RICE	43-23 (+20)	55.2-41.7	40-29 (+11)	56.0-35.7	83-52 (+31)	50.6-38.5
CAL POLY	44-28 (+16)	54.1-35.5	32-36 (-4)	50.0-42.9	76-64 (+12)	52.4-39.0
at Idaho State	40-28 (+12)	55.6-44.0	45-37 (+8)	57.7-38.7	85-65 (+20)	56.6-41.1
at Weber State	46-39 (+7)	51.6-58.3	46-23 (+23)	63.3-31.8	92-62 (+30)	57.4-45.7
at Utah State	38-35 (+3)	50.0-44.0	30-28 (+2)	32.0-37.0	68-63 (+5)	41.5-40.4
BOISE STATE	33-29 (+4)	40.6-38.7	61-27 (+34)	64.7-31.4	94-56 (+38)	53.0-34.8
PORTLAND	45-36 (+9)	69.6-48.4	46-40 (+6)	54.2-43.3	91-78 (+15)	61.7-45.9
vs. Arizona State	41-36 (+5)	57.7-48.3	34-40 (-6)	42.3-47.8	75-76 (-1)	50.0-48.1
at Tulsa	31-35 (-4)	48.1-37.5	43-33 (+10)	57.7-34.4	74-68 (+6)	52.8-36.1
WAKE FOREST	48-45 (+3)	48.6-51.5	39-49 (-10)	33.3-48.4	87-94 (-7)	40.3-50.0
WESTERN OREGON	42-33 (+9)	43.8-38.7	43-31 (+12)	51.7-38.2	85-64 (+21)	47.5-38.5
at Colorado State	46-30 (+16)	55.9-33.3	40-30 (+10)	58.6-36.0	86-60 (+26)	57.1-34.5
TCU	42-21 (+21)	50.0-30.8	31-40 (-9)	46.2-50.0	73-61 (+12)	48.3-40.7
at New Mexico	34-41 (-7)	40.0-53.1	28-40 (-12)	34.6-37.5	62-81 (-19)	38.9-44.8
UNLV						
SAN DIEGO STATE						
at Utah						
WYOMING						
at Air Force						
COLORADO STATE						
at TCU						
NEW MEXICO						
at UNLV						
at San Diego State						
UTAH						
at Wyoming						
AIR FORCE						
SEASON TOTALS (avg. margin)	671-530 (+8.3)	49.2-41.9	651-541 (+6.5)	51.4-38.6	1362-1101 (+15.4)	50.3-40.3



BYU BASKETBALL ON KSL NEWSRADIO
(102.7 FM and 1160 AM)

The "Voice of the Cougars" is KSL Newsradio 1160's Greg Wrubell. He is in his 13th season as the play-by-play voice of BYU basketball. Wrubell, also the voice of BYU football, is joined by former Cougar lettermen Mark Durrant or Andy Toolson as color analysts. Durrant is in his 12th year teaming with Wrubell while Toolson, a former Cougar letterman and assistant coach, enters his second year. In addition to live coverage of every Cougar game, the following programs can be heard each week on KSL Newsradio.



COACH ROSE ON KSL NEWSRADIO ...

- Coach's Corner with Dave Rose
Mondays at 8:45 a.m. (beginning Dec. 1)
- The Dave Rose Show
Mondays from 7-8 p.m. (beginning Nov. 24)

THE DAVE ROSE SHOW ON KSL-TV

BYU coach Dave Rose's weekly television show airs on Sunday evenings beginning Nov. 30 at 11 p.m. on KSL-TV, channel 5 in Salt Lake City and will be rebroadcast on the mtn. (check weekly listings for scheduled air times).

BYU FOREIGN PLAYERS BREAKDOWN BY COUNTRY

FINLAND (7)			AUSTRALIA (1)		
Timo Lampen	Lahti, Finland	1961	Cory Reader	Brisbane, Australia	1994-95
Kari Liimo	Helsinki, Finland	1967-69	BAHAMAS (1)		
	Two-time All-WAC		Archie Rose	Nassau, Bahamas	2008-pres.
Veikko Vainio	Kotka, Finland	1969-71	COTE D'IVOIRE (1)		
Kalevi Sarkalahti	Helsinki, Finland	1971-73	Charles Abouo	Abidjan, Cote d'Ivoire	2009-pres.
Jarmo Laitinen	Tapiola, Finland	1975	BELGIUM (1)		
Timo Saarelainen	Helsinki, Finland	1981-85	Sam Adams	Antwerp, Belgium	1991
	All-WAC, WAC Player of the Year		ENGLAND (1)		
Jarkko Ahibom	Rauma, Finland	1996-98	Fred Petty	Yorkshire, England	1972
CANADA (5)			HOLLAND (1)		
Tom Karren	Alberta, Canada	1952-54	Paul Vos	Waalre, Holland	1978
Bob Inglis	Calgary, Canada	1960, 62	MEXICO (1)		
Orville Fisher	Alberta, Canada	1966-68	John Hatch	Colonial Juarez, Mexico	1968
Phil Tollestrup	Alberta, Canada	1970-72	NEW ZEALAND (1)		
Jimmy Balderson	Alberta, Canada	2002, 05-07	Michael Tompson	Nelson, New Zealand	1997
BRAZIL (4)			SERBIA (1)		
Rafael Araujo	Sao Paulo, Brazil	2003-04	Vuk Ivanovic	Pancevo, Serbia	2006-08
	MWC Player of the Year, Two-time All-MWC, Two-time All-American		YUGOSLAVIA (3)		
Luiz Lemes	Sao Paulo, Brazil	2003-04	Kresimir Cosic	Zadar, Yugoslavia	1971-73
Fernando Malaman	Limeira, Brazil	2006-07		Three-time All-WAC, Six-time All-American	
Jonathan Tavernari	Sao Bernardo, Brazil	2007-pres.	Misho Ostarcevic	Zadar, Yugoslavia	1976-77
			Nick Nakic	Zagreb, Yugoslavia	1977

OFFENSIVE TRENDS

BYU has dominated its opponents in three categories this season — points in the paint, points off turnovers and fast break points. The Cougars average 8.6 more points per game in the paint than their opponents and are 13-1 when outscoring opponents in the paint. BYU has a 7.2 points per game advantage in points off turnovers and is 12-2 when winning the points off turnovers battle. The Cougars have a 162-45 advantage in fast break points and are 12-2 when scoring more fast break points than their opponents.

2008-09 OFFENSIVE TRENDS (BYU-OPPONENT)

	PTS/PAINT (Margin)	PTS OFF T.O. (Margin)	2ND CHANCE PTS (Margin)	FASTBREAK PTS (Margin)	BENCH PTS (Margin)	BIG RUN	BIG LEAD
@ Long Beach State	30-24 (+6)	12-6 (+6)	12-5 (+7)	6-0 (+6)	8-17 (-9)	8-0/7-0	10/7
at Pepperdine	26-14 (+12)	23-12 (+11)	4-6 (-2)	8-4 (+4)	17-28 (-11)	10-0/9-0	33/0
NORTH FLORIDA	28-10 (+18)	18-7 (+11)	12-1 (+11)	4-0 (+4)	21-12 (+9)	9-0/3-0	35/0
RICE	26-22 (+4)	23-12 (+11)	12-9 (+3)	12-4 (+8)	28-27 (+1)	16-0/8-0	39/0
CAL POLY	38-18 (+20)	19-21 (-2)	13-9 (+4)	2-10 (-8)	6-21 (-15)	11-0/8-0	18/4
at Idaho State	41-22 (+19)	20-12 (+8)	8-10 (-2)	20-2 (+18)	7-18 (-11)	14-0/7-0	20/6
at Weber State	24-22 (+2)	22-4 (+18)	8-2 (+6)	8-0 (+8)	19-23 (-4)	8-0/7-0	32/4
at Utah State	20-22 (-2)	15-6 (+9)	6-16 (-10)	0-0 (0)	7-8 (-1)	5-0/7-0	10/1
BOISE STATE	45-28 (+17)	40-7 (+33)	4-11 (-7)	23-4 (+19)	24-34 (-10)	14-0/7-0	42/2
PORTLAND	34-26 (+8)	24-17 (+7)	11-16 (-5)	14-0 (+14)	15-13 (+2)	10-0/6-0	23/2
vs. Arizona State	14-26 (-12)	17-15 (+2)	9-19 (-10)	2-4 (-2)	10-12 (-2)	8-0/5-0	10/7
at Tulsa	34-30 (+4)	7-8 (-1)	11-23 (-12)	4-0 (+4)	3-22 (-19)	7-0/9-0	9/8
WAKE FOREST	35-36 (-1)	25-21 (+4)	17-14 (+3)	13-8 (+5)	14-8 (+6)	15-0/11-0	8/9
WESTERN OREGON	40-22 (+18)	13-8 (+5)	16-8 (+8)	14-2 (+12)	34-7 (+27)	17-0/11-0	21/11
at Colorado State	42-26 (+16)	20-17 (+3)	13-13 (0)	10-2 (+8)	32-33 (-1)	9-0/11-0	37/1
TCU	36-27 (+9)	13-7 (+6)	13-9 (+4)	14-3 (+11)	13-12 (+1)	8-0/9-0	24/0
at New Mexico	30-22 (+8)	6-14 (-8)	13-13 (0)	8-2 (+6)	19-21 (-2)	8-0/10-0	2/19
UNLV							
SAN DIEGO STATE							
at Utah							
WYOMING							
at Air Force							
COLORADO STATE							
at TCU							
NEW MEXICO							
at UNLV							
at San Diego State							
UTAH							
at Wyoming							
AIR FORCE							
SEASON TOTALS	543-397 (+8.6)	317-194 (+7.2)	182-184 (-0.1)	162-45 (+6.9)	277-316 (-2.3)		
Times Led (BYU/Opp/Tie)	14/3/0	14/3/0	8/7/2	14/2/1	6/11/0		
Record When (W/L/T)	13-1/1-2/0-0	12-2/2-1/0-0	7-1/6-1/1-1	12-2/1-1/1-0	5-1/9-2/0-0		



2008-09 MWC STANDINGS

	MWC	Overall	Streak
TCU	3-1	12-6	W1
Utah	3-1	12-6	W2
BYU	2-1	14-3	L1
San Diego State	2-1	12-4	L1
New Mexico	2-1	11-7	W2
UNLV	2-2	14-4	W1
Wyoming	1-2	12-5	L1
Colorado State	1-3	6-12	L1
Air Force	0-4	9-8	L5

UPCOMING MWC ACTION

Tuesday, January 20 TV
 *AIR FORCE at COLORADO STATE, 8 p.m. MT The Mtn.
Wednesday, January 21
 *WYOMING at TCU, 7 p.m. CT The Mtn.
 *NEW MEXICO at SDSU, 7:30 p.m. PT The Mtn.
 *UNLV at BYU, 8 p.m. MT CBS C HD
Saturday, January 24
 *UTAH at UNLV, 1 p.m. PT VERSUS
 *COLORADO STATE at WYOMING, 4 p.m. MT The Mtn.
 *NEW MEXICO at TCU, 7 p.m. CT
 *SAN DIEGO STATE at BYU, 7 p.m. MT The Mtn.

2008-09 MWC PLAYERS OF THE WEEK

Nov. 17 Lee Cummond, Sr., G, BYU
 Nov. 24 Luke Nevill, Sr., C, Utah
 Dec. 1 Kyle Spain, Sr., F, San Diego State
 Dec. 8 Rene Rougeau, Sr., G, UNLV
 Dec. 15 Jimmer Fredette, So., G, BYU
 Dec. 22 Sean Ogirri, Sr., G, Wyoming
 Dec. 29 Luke Nevill, Sr., C, Utah
 Jan. 5 Luke Nevill, Sr., C, Utah
 Jan. 12 Zvonko Buljan, Jr., F, TCU
 Jan. 19 Roman Martinez, Jr., F, New Mexico

PRESEASON MWC MEDIA POLL

School (First-place votes) Points
 1. UNLV (16)-206
 2. **BYU (5)-181**
 3. San Diego State (3)-170
 4. Utah-148
 5. New Mexico-132
 6. Wyoming-75
 7. Air Force-66
 8. Colorado State-53
 9. TCU-49

Preseason All-MWC

Lee Cummond, Sr., G, BYU
 Lorenzo Wade, Sr., F, San Diego State
 Wink Adams, Sr., G, UNLV
 Luke Nevill, Sr., C, Utah
 Brandon Ewing, Sr., G, Wyoming

Preseason Co-Players of the Year

Lee Cummond, Sr., G, BYU
 Wink Adams, Sr., G, UNLV

Preseason Newcomer of the Year

TreVon Willis, So., G, UNLV

Preseason Freshman of the Year

Phillip McDonald, G, New Mexico

IN THE NINE YEARS OF THE MWC ...

— BYU has had seven 20-win seasons, leading all MWC schools. Utah has had five, UNLV five, San Diego State four and Air Force, Wyoming and New Mexico three.
 — BYU has had the league's top RPI three times, been second three times and third on three occasions. The Cougars were second last year (25) behind UNLV (24).
 — BYU regularly plays one of the toughest schedules in the MWC. Last year, BYU's schedule was rated third behind UNLV and Utah.
 — BYU has the most overall wins (189).
 — BYU is also has the most conference wins (87).
 — BYU is tied for the most MWC regular-season titles (four) with Utah.
 — BYU is one of six MWC teams to win the MWC Tournament title.

MWC 10TH ANNIVERSARY TEAM

Player	Position	School	Years Played in MWC	All-Conference
Lee Cummond	Guard/Forward	BYU	2005-Present	2007-08
Jason Smith	Forward	Colorado St.	2004-07	2005-06, 2006-07
Ruben Douglas	Guard	New Mexico	2000-03	2001-02, 2002-03
Danny Granger	Forward	New Mexico	2003-05	2003-04, 2004-05
Brandon Heath	Guard	San Diego St.	2003-07	2005-06, 2006-07
Wink Adams	Guard	UNLV	2005-Present	2007-08
Marcus Banks	Guard	UNLV	2001-03	2002-03
Andrew Bogut	Center	Utah	2003-05	2004-05
Marcus Bailey	Forward	Wyoming	1999-03	2000-01, 2001-02
Josh Davis	Forward/Center	Wyoming	1999-02	1999-00, 2000-01

MWC TELECONFERENCE

The Mountain West Conference hosts weekly media teleconferences with each MWC head coach. The briefings are conducted on selected Mondays from the league headquarters in Colorado Springs, Colo., and are available to local and national media. Contact the Mountain West Media Relations Office at (719) 488-4040 for details on participating in the teleconference.

MWC Teleconference Schedule (MT)

10:00 a.m. Moderator opens call
 10:02 a.m. Steve Fisher, San Diego State
 10:10 a.m. Dave Rose, BYU
 10:18 a.m. Jeff Reynolds, Air Force
 10:26 a.m. Steve Alford, New Mexico
 10:34 a.m. Jim Christian, TCU
 10:42 a.m. Lon Kruger, UNLV
 10:50 a.m. Jim Boylen, Utah
 10:58 a.m. Tim Miles, Colorado State
 11:06 a.m. Heath Schroyer, Wyoming

Teleconferences will be held on Mondays, Jan. 5 through March 9.

BYU IN THE MWC/NCAA STATISTICAL RATINGS

TEAM	MWC STATS (THRU 1/18/09)	ALL	CONF	INDIVIDUAL	MWC (THRU 1/18/09)	TOP BYU PLAYER - ALL	TOP BYU PLAYER - CONF.
	Scoring Offense	2nd	1st	Scoring	Lee Cummond - 2nd	Lee Cummond - 5th	
	Scoring Defense	6th	3rd	Rebounding	Jonathan Tavarnari - 6th	Lee Cummond - T5th	
	Scoring Margin	1st	1st	FG Percentage	Lee Cummond - 5th	Gavin MacGregor - 1st	
	FT Percentage	4th	7th	Assists	Jimmer Fredette - 2nd	Jimmer Fredette - 2nd	
	FG Percentage	1st	1st	FT Percentage	Lee Cummond - 5th	Jimmer Fredette - T1st	
	FG Percentage Defense	4th	3rd	Steals	Jonathan Tavarnari - 2nd	Emery, Tavarnari - T5th	
	3FG Percentage	4th	3rd	3FG Percentage	Jonathan Tavarnari - 9th	Jonathan Tavarnari - T8th	
	3FG Percentage Defense	1st	1st	3FG Made/Game	Jonathan Tavarnari - 4th	Jonathan Tavarnari - T8th	
	Rebounding Average	2nd	2nd	Blocked Shots	Miles, Cummond - T9th	Chris Miles - T4th	
	Rebounds Allowed	5th	4th	Assist/TO Ratio	Jackson Emery - 1st	Jackson Emery - 3rd	
	Rebounding Margin	2nd	2nd	Offensive Rebounds	None	Gavin MacGregor - T2nd	
	Blocked Shots	5th	4th	Defensive Rebounds	Jonathan Tavarnari - 3rd	Lee Cummond - 4th	
	Assists	1st	1st				
	Steals	2nd	2nd	MWC TEAM HIGHS	BYU RANK	ACTUAL	
	Turnover Margin	3rd	T1st	Field Goals Made	T3rd	36 at Colorado State	
	Assist/Turnover Ratio	1st	2nd	Field Goal Attempts	T1st	77 vs. Wake Forest	
	Offensive Rebounds	T6th	3rd	Fouls	1st	28 vs. Wake Forest	
	Defensive Rebounds	2nd	2nd				
	3-FG Made/Game	2nd	4th	MWC PLAYER HIGHS	BYU PLAYER - RANK	ACTUAL	
				Points	Lee Cummond - 1st	36 vs. Long Beach State	
				Field Goals Made	Lee Cummond - 1st	13 vs. LBSU, Cal Poly	
					Chris Miles - T3rd	12 vs. Cal Poly	
					Lee Cummond - T3rd	12 at Weber State	
				Field Goal Attempts	Jonathan Tavarnari - T1st	21 vs. LBSU	
				Field Goal %	Lee Cummond - 1st	.923 (12-13) at WSU	
				3-Point FG Attempts	Jonathan Tavarnari - T2nd	13 vs. Wake Forest	
				Steals	Jackson Emery - T2nd	5 vs. Utah State	
				NCAA (THRU 1/15/09)	BYU PLAYER - RANK	ACTUAL	
	Scoring Offense	13th	81.3	Points Per Game	Lee Cummond - 65th	18.1	
	Scoring Margin	8th	17.5	Field Goal %	Lee Cummond - 31st	57.5	
	Field Goal %	4th	50.9	3-Point FG/Game	Jonathan Tavarnari - 85th	2.6	
	Field Goal % Defense	61st	40.0	Asst./Turnover Ratio	Jackson Emery - 19th	2.58	
	Three-Point FG/Game	53rd	7.6	Won-Lost Percentage	Lee Cummond - 55th	2.13	
	Three-Point FG %	54th	37.7				
	Three-Point FG Defense	14th	28.6				
	Rebound Margin	49th	5.3				
	Assists per Game	13th	17.6				
	Assist/Turnover Ratio	6th	1.45				
	Turnovers/Game	26th	12.1				
	Turnover Margin	57th	2.8				
	Won-Lost Percentage	20th	87.5				



2008-09 BYU NUMERICAL ROSTER

NO.	NAME	POS.	HT.	WT.	YR.	EXP.	HOMETOWN (PREVIOUS SCHOOL)
1	Charles Abouo	G/F	6-5	210	Fr.	HS	Abidjan, Cote d'Ivoire (Brewster Academy)
2	Lamont Morgan, Jr.	G	5-10	170	Jr.	TR-RS	Pomona, Calif. (Saddleback CC)
4	Jackson Emery	G	6-3	185	So.	1L	Alpine, Utah (Lone Peak HS)
5	Archie Rose	G	6-5	210	Sr.	1L	Nassau, Bahamas (Lee College)
10	Michael Loyd, Jr.	G	6-1	170	So.	1L	Las Vegas, Nev. (Palo Verde HS)
15	James Anderson	F/C	6-10	230	Fr.	RS	Page, Ariz. (Page HS)
20	Matt Pinegar	G	6-0	190	Fr.	RS	Provo, Utah (Timpview HS)
30	Lee Cummard	G	6-7	190	Sr.	3L	Mesa, Ariz. (Mesa HS)
32	Jimmer Fredette	G	6-2	195	So.	1L	Glens Falls, N.Y. (Glens Falls HS)
34	Noah Hartsock	F	6-8	215	Fr.	HS	Bartlesville, Okla. (Bartlesville HS)
35	Michael Boswell	F	6-9	215	Fr.	HS	Aloha, Ore. (Aloha HS)
45	Jonathan Tavernari	F	6-6	215	Jr.	2L	Sao Bernardo, Brazil (Bishop Gorman HS)
53	Gavin MacGregor	F/C	6-10	240	Sr.	1L	Ridgecrest, Calif. (Burroughs HS)
54	Chris Miles	F/C	6-11	235	Jr.	2L	Provo, Utah (Timpview HS)

Head Coach: Dave Rose, 4th year (Houston, 1983)

Associate Head Coach: Dave Rice (UNLV, 1991)

Assistant Coaches: John Wardenburg (BYU, 1986); Terry Nashif (BYU, 2005)

Director of Basketball Operations: Tim LaComb (Utah, 2006)

Team Trainer: Robert Ramos (BYU, 1995)

PRONUNCIATION GUIDE

CHARLES ABOUO
a-BOO-oh

LEE CUMMARD
cuh-MAHRD

JIMMER FREDETTE
Frah-debt

JONATHAN TAVERNARI
tah-ver-NAHR-ee

TERRY NASHIF
NASH-if

ROBERT RAMOS
RAY-mus

2008-09 SEASON / CAREER HIGHS

#	PLAYER	POINTS	REBOUNDS	ASSISTS
1	ABOUDO, Charles Career:	10 vs. Wake Forest same	6 at Tulsa same	2 vs. Rice same
2	MORGAN, JR., Lamont Career:	12 vs. Western Oregon same	5 vs. TCU same	4 vs. Rice same
4	EMERY, Jackson Career:	15 at Idaho State same	6 vs. Utah State, at Tulsa, at UNM 6, 5 times, last at UNM (08-09)	9 vs. Pepperdine same
5	ROSE, Archie Career:	11 vs. Western Oregon same	6 at Weber State same	1 vs. Boise State 2 at Long Beach State (07-08)
15	ANDERSON, James Career:	10 vs. Boise State same	7 vs. Boise State same	2 vs. Boise State same
20	PINEGAR, Matthew Career:	2 vs. North Florida same	2 vs. North Florida same	1 vs. North Florida, vs. Western Oregon same
30	CUMMARD, Lee Career:	36 vs. Long Beach State same	12 vs. North Florida 13 at UNLV (MWC Finals) (06-07)	6 vs. Utah State, vs. Arizona State 8 vs. Lamar, SUU (07-08)
32	FREDETTE, Jimmer Career:	23 vs. Boise State, vs. Wake Forest same	4 vs. Rice, at ISU 5 vs. Texas A&M-NCAA (07-08)	9 vs. Wake Forest same
34	HARTSOCK, Noah Career:	7 vs. Western Oregon same	5 vs. Rice same	2 vs. Cal Poly same
45	TAVERNARI, Jonathan Career:	25 vs. North Florida, vs. Portland 29 vs. No. 6 Louisville (07-08)	10 vs. Pepperdine, Cal Poly, at Tulsa 10, 5 times, last at Tulsa (08-09)	6 at Weber State same
53	MacGREGOR, Gavin Career:	11 at UNM same	7 at UNM same	1 vs. Rice, vs. Utah State 1 three times, last vs. Utah State (08-09)
54	MILES, Chris Career:	24 vs. Cal Poly same	7 at Tulsa 7 at CSU (04-05), at Tulsa (08-09)	4 vs. Portland 4, twice, last vs. Portland (08-09)





Since becoming head coach of the BYU Men's Basketball program on April 11, 2005, Dave Rose has guided the Cougars to an impressive array of on-the-court awards and accolades while his unassuming approach to service and the community has been recognized at the top of his profession.

Cougar fans have had plenty to "Rise and Shout" about with Rose at the helm. He has produced a three-year resume that is nearly unmatched. In fact, only eight other coaches have ever won more games in their first three seasons at the Division I level. Rose has returned BYU to the national stage with back-to-back appearances in the top-25 polls

and back-to-back NCAA Tournament berths. Under his tutelage, Rose's teams have not only broken into the top-25 rankings but also achieved the MWC's first-ever two-time outright league championships. Rose is the only BYU men's basketball coach to win conference coach-of-the-year honors in back-to-back seasons. He has also received district coach of the year accolades and honorable mention for national coach of the year. Another evidence of Rose's commitment to excellence is that his basketball program ranks in the top 10 percent nationally in multi-year NCAA Academic Progress Rate scores. As a result, the NCAA has honored BYU with Public Recognition awards in each of the past two seasons for their high academic achievement.

Rose first came to BYU as an assistant in 1997 to help newly hired head coach Steve Cleveland rebuild the Cougar program. Rose served eight seasons with Cleveland, including the last five as Associate Head Coach, before being promoted to BYU's head job. Rose played a vital role in rebuilding BYU's program from an inherited 1-25 team into a regular NCAA Tournament participant and 20-game winner. BYU has qualified for postseason play in eight of the past nine seasons, including five NCAA bids, while claiming four MWC titles. A strong evaluator of talent with a vast network of coaching connections across the country, Rose has a proven record as a top recruiter. He has been recognized as one of college basketball's top-25 recruiters as BYU has had multiple top-20 recruiting classes with Rose overseeing or coordinating its efforts. Ten recruits have earned conference newcomer honors or a major league award in their first season as a Cougar in the 11 years Rose has been in Provo.

- Jonathan Tavernari (2006-07 MWC Freshman of the Year)
- Trent Plaisted (2005-06 MWC Freshman of the Year, 2nd-team All-MWC)
- Mike Hall (2003-04 MWC Defensive Player of the Year, 3rd-team All-MWC)
- Rafael Araujo (2002-03 Newcomer of the Year, MWC media poll, 3rd-team All-MWC)
- Jared Jensen (2001-02 MWC Co-Freshman of the Year)
- Trent Whiting (2000-01 MWC Newcomer Team, 2nd-team All-MWC)
- Terrell Lyday (1999-2000 MWC Newcomer of the Year, All-Tournament Team)
- Mark Bigelow (1998-99 WAC Freshman of the Year, Newcomer Team, 2nd-team All-WAC)
- Mekeli Wesley (1997-98 WAC Newcomer Team)
- Ron Selleaze (1997-98 WAC Newcomer of the Year, Newcomer Team, 2nd-team All-WAC)

With 25 years of coaching experience, including 13 seasons as a head coach at the Division I, junior college, and high school levels, Rose has a proven record of constant success. Prior to coming to BYU as an assistant in 1997, Rose compiled a 167-57 record at Dixie State College (St. George, Utah). Before being promoted to the head coaching position at Dixie, Rose served as a Rebel assistant coach under Ken Wagner for three seasons. Rose coached multiple sports at Millard and Pine View high schools in Utah before joining the staff at Dixie.

Rose excelled in both baseball and basketball as a two-sport athlete at Dixie State College in St. George, Utah, before serving a full-time mission for The Church of Jesus Christ of Latter-day Saints in Manchester, England, from 1977-79. Upon returning home, he transferred to the University of Houston where he completed his degree and was a shooting guard and co-captain of the famous "Phi Slamma Jamma" team featuring Hakeem Olajuwon and Clyde Drexler. In 1983 his Houston team was ranked No. 1 nationally and finished as the national runner-up.

A native of Houston, Texas, Rose and his wife Cheryl have three children and two grandchildren. Currently the Honorary Chairman of the Children with Cancer Christmas Foundation, Rose works with his wife, Cheryl, and the team to annually serve and comfort local families who endure the challenges of raising a child who has cancer. Dave

and Cheryl are also actively involved in a variety of other service and community initiatives. In 2008, Rose was honored by the National Association of Basketball Coaches with its Game Pillar Award for Service, one of only four Pillar Awards (Education, Leadership, Service and Advocacy) that the Association annually bestows on the most deserving among its vast membership. In 2008, Rose also became the 63rd recipient of the Dale Rex Memorial Award given annually to the person who has done the most for amateur athletics in the state of Utah.

COMMENTING ON ROSE

"Dave Rose is one of the best coaches I have ever known. He is not only the best at preparing you to succeed against your opponent by preparing game plans but also the greatest motivator I have ever been around. He has a special way to communicate with the players and instill confidence that enables you to play at the highest level every game. When my career at BYU came to an end, he continued to help me choose an agent, go to NBA camps and NBA workouts and begin my professional career. He never stopped supporting and believing in me. I will always be grateful for what he has done for me and continues to do for me now."

– Travis Hansen, Former BYU Cougar and Atlanta Hawk, playing professionally in Russia

"I have never been around a coach who had a feel for what makes each player tick like Coach Rose. The game plans he prepared were usually right on, and if we executed them we won the game. He is a coach that you not only want to play for but also would sacrifice almost anything for. He has been one of the most influential people in my basketball career, and I will forever benefit from his lessons on basketball and life. I've never seen any other coach like him."

– Mark Bigelow, Former BYU Cougar, playing professionally in Spain

"Dave Rose has done an outstanding job of establishing BYU as one of the premier programs in the Western United States. He's an outstanding teacher of the game, and equally important, is an outstanding person who demands the most out of his players both on and off the court. He's a credit to the coaching profession, and BYU is very fortunate to have him as its coach."

– UCLA Head Coach Ben Howland

"I'm impressed with the preparation of BYU and the poise they demonstrate. That's definitely a credit to Dave Rose and his coaching staff. Rose looks young, but he's got a lot of experience. He's done a nice job as a head coach ... He has experience at the highest levels of college basketball, both as a player and a coach."

– ESPN Game Analyst Steve Lavin

WORTH NOTING

- Dave Rose has a .746 winning percentage as a college head coach (252-86), including an 14-3 (.824) record this season, a 27-8 (.771) mark last year and a 168-57 (.747) record in seven seasons at Dixie State College.
- Dave Rose was named the Mountain West Conference Coach of the Year each of his first two seasons, becoming the first-ever BYU men's basketball coach to win back-to-back league coach-of-the-year honors.
- BYU was the second-most improved team in the nation in 2005-06 under Rose and his coaching staff in their first season.
- The BYU coaching staff has more than 60 years of combined coaching experience.
- The BYU coaching staff has playing experience in NCAA Final Fours, including a National Championship.
- The BYU coaching staff has played with or coached 27 NBA players.

ROSE DIVISION I COACHING LEDGER

School	Season	Overall	MWC	MWC Tourney	NCAA/NIT
BYU	2005-06	20-9	12-4	0-1	0-1 NIT
BYU	2006-07	25-9	13-3	2-1	0-1 NCAA
BYU	2007-08	27-8	14-2	2-1	0-1 NCAA
BYU	2008-09	14-3	2-1	0-0	-
DIVISION I TOTAL		86-29 (.748)	41-10 (.804)	4-3 (.571)	0-3





CHARLES ABOU
 6-5 • 210 • freshman • guard/forward
 Abidjan, Cote D'Ivoire

LAST OUTING: Scored three points at New Mexico.

TRACKING ABOU IN 2008-09: Scored three points at New Mexico ... scored eight points on 3-of-5 shooting, including 2-of-3 on threes, at Colorado State ... added four rebounds against the Rams ... posted four points, four rebounds, one steal and one assist against Western Oregon ... set a new career high with 10 points against Wake Forest ... hit 3-of-8 from the field and 3-of-3 from the free throw line ... added five rebounds and one assist against the Demon Deacons ... at Tulsa totaled one point, a career-high six rebounds, one assist and one steal ... totaled two rebounds, one assist and one steal against Arizona State ... had three points and one steal in 19 minutes against Boise State ... scored two points and had one assist and one steal at Weber State ... scored three points on 3-of-4 shooting from the line and grabbed three rebounds at Idaho State ... had three points and tied his career high with four rebounds against Cal Poly ... tied his career high of nine points against Rice ... added two rebounds and a career-high two assists ... tied his career high with nine points on 4-of-6 shooting from the field against North Florida ... added a career-best four rebonds, one assist and one steal ... scored nine points while hitting one three and 6-for-6 from the free throw line at Pepperdine ... also grabbed two rebounds ... played eight minutes against Long Beach State ... grabbed two rebounds.

PLAYER SUMMARY: A versatile player, Abou was the Utah 3A Player of the Year in 2007 out of Logan High School before playing for Brewster Academy last season, where he helped his team earn a 31-4 record. He is a good defender with a solid mid-range game and the ability to drive to the hoop or pull up and hit the three. His length and athleticism should make him a contributor for the Cougars this

season.

PERSONAL: Parents are Ernest and Yvonne Abou ... enjoys cooking, drawing, playing soccer, eating, sleeping and watching movies ... favorite food is his Mom's African cooking ... favorite book is Into Thin Air and favorite movie is Blue Streak ... played for the Utah Pump and Run AAU team with former BYU players Chris Collinsworth and Nick Marineau (both played in 2007-08 and are now serving two-year missions) ... also recruited by San Diego State, Wichita State, Utah State, Loyola, Montana, Tulsa and VCU ... open major:

Charles Abou – 2008-09 Game-by-Game

Opponent	Date	GS	Min	TOTAL			3-PTS			REBOUNDS			PF	FO	A	TO	Blk	Stl	Pts	Avg				
				FG	FGA	Pct	3FG	3FGA	Pct	FT	FTA	Pct									Off	Def	Tot	Avg
LONG BEACH STATE	11/14/08	8	0	0	.000	0	0	.000	0	0	.000	0	2	2	2.0	0	0	0	0	0	0.0			
at Pepperdine	11/18/08	13	1	2	.500	1	1	1.000	6	6	1.000	0	2	2	2.0	1	0	1	0	1	9.45			
NORTH FLORIDA	11/20/08	19	4	6	.667	0	0	.000	1	2	.500	0	4	4	2.7	1	0	1	0	1	9.60			
RICE	11/21/08	21	2	6	.333	1	2	.500	4	4	1.000	0	2	2	2.5	1	0	2	1	0	9.68			
CAL POLY	11/22/08	15	1	2	.500	0	1	.000	1	1	1.000	1	3	4	2.8	0	1	1	0	0	3.60			
at Idaho State	11/29/08	9	0	0	.000	0	0	.000	3	4	.750	0	3	3	2.8	0	0	1	0	0	3.55			
at Weber State	12/03/08	9	1	4	.250	0	2	.000	0	0	.000	2	0	2	2.7	0	0	1	1	0	2.50			
vs Utah State	12/06/08	3	0	1	.000	0	0	.000	0	0	.000	0	0	0	2.4	0	0	1	1	0	0.44			
BOISE STATE	12/10/08	19	1	2	.500	0	1	.000	1	4	.250	0	0	0	2.1	0	0	0	2	0	1.34			
PORTLAND PILOTS	12/13/08	9	0	0	.000	0	0	.000	1	2	.500	0	0	0	1.9	2	0	0	1	0	1.39			
vs Arizona State	12/20/08	11	0	0	.000	0	0	.000	0	0	.000	1	1	2	1.9	4	0	1	0	0	3.5			
at Tulsa	12/30/08	25	0	1	.000	0	0	.000	1	2	.500	1	5	6	2.3	1	0	1	2	0	1.33			
WAKE FOREST	1/3/09	23	3	8	.375	1	2	.500	3	3	1.000	1	4	5	2.5	5	1	1	1	0	10.38			
WESTERN OREGON	1/6/09	19	2	6	.333	0	1	.000	0	0	.000	0	4	4	2.6	0	0	1	1	0	4.39			
at Colorado State	1/10/09	20	3	5	.600	2	3	.667	0	0	.000	1	3	4	2.7	1	0	0	2	0	8.41			
TCU	1/13/09	5	0	0	.000	0	0	.000	0	0	.000	0	0	0	2.5	1	0	0	0	0	0.39			
at New Mexico	01/17/09	8	1	3	.333	0	1	.000	1	2	.500	0	0	0	2.4	3	0	0	2	0	3.38			
Totals		0	236	19	46	.413	5	14	.357	22	30	.733	7	33	40	2.4	20	1	10	16	2	5	65	3.8

Games played: 17
 Minutes/game: 13.9
 Points/game: 3.8
 FG Pct: 41.3
 3FG Pct: 35.7
 FT Pct: 73.3

 Rebounds/game: 2.4
 Assists/game: 0.6
 Turnovers/game: 0.9
 Assist/turnover ratio: 0.6
 Steals/game: 0.3
 Blocks/game: 0.1

CAREER HIGHS:

POINTS: 10 vs. Wake Forest (2009)
 FG MADE: 4 vs. UNF (2008)
 FG ATT: 8 vs. Wake Forest (2009)
 FG %: .667 (4-6) vs. UNF (2008)
 3FG MADE: 2 at CSU (2009)
 3FG ATT: 3 at CSU (2009)
 3FG %: .667 (2-3) at CSU (2009)
 FT MADE: 6 at Pepperdine (2008)
 FT ATT: 6 at Pepperdine (2008)
 FT %: 1.000 (6/6) at Pepperdine (2008)
 REB: 6 vs. Tulsa (2008)
 ASSISTS: 2 vs. Rice (2008)
 BLOCKS: 1 at Pepperdine (2008), vs. Utah State
 STEALS: 1 vs. UNF (2008), vs. WOU (2009)
 MINUTES: 25 vs. Tulsa (2008)

SEASON-HIGH POINTS:

First Half: 6 vs. Wake Forest
 Second Half: 9 at Pepperdine, vs. UNF
 Game: 10 vs. Wake Forest
Percentage Minimums – 4 FG, 2 3FG, 3 FT Made



LAMONT MORGAN, JR.

5-10 • 170 • junior • guard
Pomona, Calif.

LAST OUTING: Hit 2-of-3 from the field for five points while adding one steal and one assist at New Mexico.

TRACKING MORGAN, JR. IN 2008-09: Hit 2-of-3 from the field for five points while adding one steal and one assist at New Mexico ... contributed a career-high five rebounds, one assist and one points against TCU ... hit 5-of-8 from the field for 11 points at Colorado State, his second-straight game in double figures ... added three rebounds, three assists and one steal against the Rams ... posted a career high of 12 points against Western Oregon on a career-best 4-of-5 (.800) shooting from the field ... hit 2-of-2 from downtown ... added one rebound, three assists and one steal ... set a new career high with four rebounds to go with two steals against Wake Forest ... hit 3-for-3 from the field, including 2-of-2 from downtown, against Boise State for eight points ... added two rebounds, two assists and one steal against the Broncos ... scored nine points and hit 4-of-4 from the line at Weber State ... also had two rebounds, one assist and a steal against the Wildcats ... had two points, three rebounds and one assist at Idaho State ... had three points, one rebound, one steal and one assist against Cal Poly ... scored a career-best 10 points on 3-of-5 shooting from the field and 2-of-2 shooting from downtown against Rice ... added career highs of four assists and two steals ... scored four points — a career high — and had two assists and one steal against Long Beach State ... had three rebounds, two assists and one steal off the bench at Pepperdine. ... started and played 24 minutes against Long Beach State ... tallied three rebounds, two assists and on steal.

PLAYER SUMMARY: Described as a lightning quick point guard, junior Lamont Morgan, Jr. is expected to immediately contribute after transferring from Saddleback Community College in Mission Viejo, Calif. A highly successful junior college program, SCC advanced to the state semifinal game in 2007 behind the play of Morgan, who started every game at the point and averaged 4.4 assists per contest. In addition to his ball-handling abilities, Morgan will also be counted on for his leadership and court vision.

PERSONAL: Has one brother and one sister ... enjoys listening to music, dancing, hanging out with his brothers and writing poetry ... favorite actor is Denzel Washington ... favorite movie is Love and Basketball ... favorite food is soul food ... sports heros are Michael Jordan and Kobe Bryant and non-sports hero is his Mom ... leisure services major.

Lamont Morgan, Jr. – 2008-09 Game-by-Game

Opponent	Date	GS	Min	TOTAL			3PTS			REBOUNDS			PF	FO	A	TO	Blk	Stl	Pts	Avg				
				FG	FGA	Pct	3FG	FGA	Pct	FT	FTA	Pct									Off	Def	Tot	Avg
LONG BEACH STATE	11/14/08	*	24	0	3	.000	0	3	.000	0	0	.000	1	2	3	3.0	0	0	2	1	0	1	0	0.0
at Pepperdine	11/18/08		19	0	2	.000	0	1	.000	0	0	.000	0	3	3	3.0	4	0	2	0	0	1	0	0.0
NORTH FLORIDA	11/20/08		22	1	5	.200	0	3	.000	2	3	.667	0	1	1	2.3	3	0	2	4	0	0	4	1.3
RICE	11/21/08		24	3	5	.600	2	2	1.000	2	3	.667	0	0	0	1.8	0	0	4	4	0	2	10	3.5
CAL POLY	11/22/08		14	1	3	.333	0	0	.000	1	1	1.000	0	1	1	1.6	1	0	1	3	0	1	3	3.4
at Idaho State	11/29/08		14	0	0	.000	0	0	.000	2	4	.500	1	2	3	1.8	3	0	1	1	0	0	2	3.2
at Weber State	12/03/08		27	2	7	.286	1	3	.333	4	4	1.000	1	1	2	1.9	1	0	1	1	0	1	9	4.0
vs Utah State	12/06/08		18	0	2	.000	0	0	.000	0	0	.000	0	1	1	1.8	0	0	1	0	0	0	0	3.5
BOISE STATE	12/10/08		18	3	3	1.000	2	2	1.000	0	2	.000	0	2	2	1.8	0	0	2	4	0	1	8	4.0
PORTLAND PILOTS	12/13/08		19	3	4	.750	1	1	1.000	0	0	.000	0	1	1	1.7	1	0	1	1	0	0	7	4.3
vs Arizona State	12/20/08		10	0	0	.000	0	0	.000	0	0	.000	0	2	2	1.7	1	0	0	3	0	1	0	3.9
at Tulsa	12/30/08		9	1	1	1.000	0	0	.000	0	0	.000	0	1	1	1.7	0	0	0	2	0	0	2	3.8
WAKE FOREST	1/3/09		6	0	0	.000	0	0	.000	0	0	.000	0	4	4	1.8	1	0	2	2	0	0	0	3.5
WESTERN OREGON	1/6/09		22	4	5	.800	2	2	1.000	2	4	.500	0	1	1	1.8	1	0	3	1	0	1	12	4.1
at Colorado State	1/10/09		23	5	8	.625	1	2	.500	0	0	.000	3	0	3	1.9	3	0	3	2	0	1	11	4.5
TCU HORNIED FROGS	1/13/09		20	0	2	.000	0	1	.000	1	3	.333	2	3	5	2.1	2	0	1	1	0	0	1	4.3
at New Mexico	01/17/09		15	2	3	.667	1	2	.500	0	0	.000	0	0	0	1.9	0	0	1	1	0	1	5	4.4
Totals			1 304	25	53	.472	10	22	.455	14	24	.583	8	25	33	1.9	21	0	26	32	0	11	74	4.4

Games played: 17
Minutes/game: 17.9
Points/game: 4.4
FG Pct: 47.2
3FG Pct: 45.5
FT Pct: 58.3

Rebounds/game: 1.9
Assists/game: 1.5
Turnovers/game: 1.9
Assist/turnover ratio: 0.8
Steals/game: 0.6

CAREER HIGHS:

POINTS: 12 vs. WOU (2009)
FG MADE: 5 at CSU (2009)
FG ATT: 8 at CSU (2009)
FG %: .800 (4-5) vs. WOU (2009)
3FG MADE: 2 vs. Rice (2008), vs. Boise State (2008), vs. WOU (2009)
3FG ATT: 3 vs. LBSU (2008), vs. UNF (2008), at Weber State (2008)
3FG %: 1.000 (2/2) vs. Rice, vs. Boise State (2008), vs. WOU (2009)
FT MADE: 4 at Weber State (2008)
FT ATT: 4 at Weber State (2008), vs. WOU (2009)
FT %: 1.000 (4/4) at Weber State (2008)
REB: 5 vs. TCU (2009)
ASSISTS: 4 vs. Rice (2008)
BLOCKS: -
STEALS: 2 vs. Rice (2008)
MINUTES: 27 at Weber State (2008)

SEASON-HIGH POINTS:

First Half: 9 at Colorado State
Second Half: 5 vs. Western Oregon
Game: 12 vs. Western Oregon
Percentage Minimums -
4 FG, 2 3FG, 3 FT Made



JACKSON EMERY
 6-3 • 185 • sophomore • guard
 Alpine, Utah

LAST OUTING: At New Mexico tied a career high with six rebounds ... added two assists and one steal against the Lobos.

TRACKING EMERY IN 2008-09: At New Mexico tied a career high with six rebounds ... added two assists and one steal against the Lobos ... scored 11 points on 4-of-6 shooting and added five rebounds, four assists, one block and one steal against TCU ... hit a three against the Horned Frogs and has now made a three in 13 of the last 14 games ... hit 3-of-5 from the field and 2-of-4 from downtown for eight points at Colorado State ... added three rebounds, three assists, one block and two steals against the Rams ... posted five rebounds and three assists against Western Oregon ... hit 1-of-2 from the line against the Wolves ... had his fourth double figure game of the season with 13 points against Wake Forest ... hit a three for the 11th-straight game ... added five rebounds, three assists and two steals against the Demon Deacons ... scored five points and tied a career high with six rebounds at Tulsa ... hit a three for the 10th-straight game ... totaled five points, three rebounds, three assists and two steals against Arizona State ... scored 10 points on 3-of-5 shooting and had five rebounds, four assists and one block against Portland ... hit 2-of-3 from downtown and 2-of-2 from the free throw line against the Pilots ... has hit at least one three in the last eight games ... scored 14 points on 5-of-7 shooting from the field, 2-of-4 shooting from downtown and 2-of-2 shooting from the free throw line against Boise State ... added two rebounds, two assists and two steals against the Broncos ... against Utah State at Energy Solutions Arena scored nine points, tied his career highs with six rebounds and one block and set a new career high with five steals ... also set career highs in minutes played, free throws made (4) and free throws attempted (8) ... hit 2-of-3 from downtown at Weber State for six points ... added two rebounds, two assists and two steals against the Wildcats ... against Idaho State scored a career-high 15 points on 6-of-9 shooting from the field and 2-of-4 shooting from three-point range ... added

four rebounds, two assists and a career-high three steals ... had nine points, three rebounds, three assists, one steal and one block against Cal Poly ... hit 3-of-3 from the field ... scored eight points on 3-of-4 shooting, including 2-of-3 on threes, against Rice ... added five rebounds and three assists ... scored eight points and handed out five assists in 23 minutes against North Florida ... scored nine points and dished out a career-best nine assists at Pepperdine ... added two steals and two rebounds while hitting 3-of-5 from the field and from the free throw line ... scored three points to go with five rebounds and three assists against Long Beach State ... completed a three-point play with 12:12 remaining in the second half to give BYU a 43-42 lead.

PLAYER SUMMARY: Known for his competitiveness and clutch play, Jackson Emery is a quick player and solid defender with outstanding leaping ability. A good shooter from long range, he also has the athleticism and creativity to convert inside when going to the basket. He has the ability to contribute in his first season after being named the top player in Class 4A from the state of Utah in 2005.

EMERY VS. UNLV

TEAM	GP	GS	MIN	AVG	FG	FGA	PCT	3FG	FGA	PCT	FT	FTA	PCT	OFF	DEF	TOT	AVG	PF	FO	A	TO	BLK	STL	PTS	AVG	WL
UNLV	1	0	9	9.0	1	4	.250	0	2	.000	0	0	.000	1	0	1	1.0	1	0	1	0	0	2	2	2.0	0-1

Jackson Emery – 2008-09 Game-by-Game

Opponent	Date	GS	Min	TOTAL			3PTS			REBOUNDS			PF	FO	A	TO	Blk	Stl	Pts	Avg					
				FG	FGA	Pct	3FG	FGA	Pct	FT	FTA	Pct									Off	Def	Tot	Avg	
LONG BEACH STATE	11/14/08	*	33	1	5	.200	0	3	.000	1	1	1.000	0	5	5	0	3	2	0	0	3	3.0			
at Pepperdine	11/18/08	*	27	3	5	.600	0	2	.000	3	5	.600	0	2	3.5	2	0	9	4	0	2	9.0			
NORTH FLORIDA	11/20/08	*	23	3	4	.750	2	3	.667	0	0	.000	0	1	2.7	0	5	1	0	0	8	6.0			
RICE	11/21/08	*	25	3	4	.750	2	3	.667	0	0	.000	0	5	3.3	2	0	3	0	0	0	8	7.0		
CAL POLY	11/22/08	*	33	3	3	1.000	1	1	1.000	2	2	1.000	0	3	3.2	3	0	3	1	1	1	9	7.4		
at Idaho State	11/29/08	*	31	6	9	.667	2	4	.500	1	1	1.000	0	4	3.3	5	1	2	2	0	3	15	8.7		
at Weber State	12/03/08	*	19	2	3	.667	2	3	.667	0	0	.000	0	2	3.1	3	0	2	0	0	2	6	8.3		
vs Utah State	12/06/08	*	37	2	5	.400	1	2	.500	4	8	.500	1	5	6	3.5	1	0	3	0	1	5	9	8.4	
BOISE STATE	12/10/08	*	21	5	7	.714	2	4	.500	2	2	1.000	0	2	3.3	2	0	2	1	0	2	14	9.0		
PORTLAND PILOTS	12/13/08	*	32	3	5	.600	2	3	.667	2	2	1.000	0	5	3.5	4	0	4	3	1	0	10	9.1		
vs Arizona State	12/20/08	*	31	2	8	.250	1	6	.167	0	0	.000	0	3	3.5	5	1	3	0	0	2	5	8.7		
at Tulsa	12/30/08	*	19	2	5	.400	1	3	.333	0	0	.000	0	6	3.7	0	1	0	1	0	1	0	5	8.4	
WAKE FOREST	1/3/09	*	26	4	10	.400	2	7	.286	3	4	.750	4	1	5	3.8	4	0	3	2	0	2	13	8.8	
WESTERN OREGON	1/6/09	*	25	0	2	.000	0	0	.000	1	2	.500	1	4	5	3.9	2	0	3	2	0	0	1	8.2	
at Colorado State	1/10/09	*	20	3	5	.600	2	4	.500	0	0	.000	0	3	3.8	2	0	3	1	1	2	8	8.2		
TCU	1/13/09	*	28	4	6	.667	1	3	.333	2	4	.500	0	5	3.9	2	0	4	1	1	1	11	8.4		
at New Mexico	01/17/09	*	30	0	5	.000	0	5	.000	1	2	.500	0	6	6	4.0	2	0	2	1	0	1	1	7.9	
Totals			17	460	46	91	.505	21	56	.375	22	33	.667	6	62	68	4.0	40	2	55	21	6	23	135	7.9

Games played: 17
 Minutes/game: 27.1
 Points/game: 7.9
 FG Pct: 50.5
 3FG Pct: 37.5
 FT Pct: 66.7

Rebounds/game: 4.0
 Assists/game: 3.2
 Turnovers/game: 1.2
 Assist/turnover ratio: 2.6
 Steals/game: 1.4
 Blocks/game: 0.4

CAREER HIGHS:

POINTS: 15 at ISU (2008)
 FG MADE: 6 at ISU (2008)
 FG ATT: 9 at ISU (2008)
 FG %: .750 (3-4) vs. UNF (2008), vs. Rice
 3FG MADE: 3 at Wyoming (2006)
 3FG ATT: 6 vs. Arizona State (2008)
 3FG %: 1.000 (2-2) vs. NKU (2006)
 FT MADE: 4 vs. Utah State (2008)
 FT ATT: 8 vs. Utah State (2008)
 FT %: .600 (3-5) at Pepperdine (2008)
 REB: 6 vs. NKU (2006), vs. Utah State (2008), at UNM (2009)
 ASSISTS: 9 at Pepperdine
 BLOCKS: 1 (13 times) last vs. TCU (2009)
 STEALS: 5 vs. Utah State (2008)
 MINUTES: 37 vs. Utah State (2008)

SEASON-HIGH POINTS:

First Half: 8 vs. Rice, vs. Portland
 Second Half: 10 vs. Boise State
 Game: 15 at ISU

Percentage Minimums –
 4 FG, 2 3FG, 3 FT Made

EMERY YEAR-BY-YEAR BYU STATS

YEAR	GP	GS	MIN	AVG	FG	FGA	PCT	3FG	FGA	PCT	FT	FTA	PCT	OFF	DEF	TOT	AVG	PF	FO	A	AVG	TO	BLK	STL	PTS	AVG
2005-06	29	6	279	9.6	28	70	.400	13	43	.302	10	13	.769	14	27	41	1.5	38	1	19	0.7	19	7	10	79	2.8
Total	29	6	279	9.6	28	70	.400	13	43	.302	10	13	.769	14	27	41	1.5	38	1	19	0.7	19	7	10	79	2.8





ARCHIE ROSE
6-5 • 210 • senior • guard
Nassau, Bahamas

LAST OUTING: Had one rebound at New Mexico.

TRACKING ROSE IN 2008-09: Played a career-high 18 minutes against TCU and had eight points and four rebounds ... tied his career highs of six free throw makes and six free throw attempts ... posted four points, three rebounds and one steal at Colorado State ... hit 2-of-3 from the field against the Rams ... scored a career-high 11 points on 2-of-4 shooting from the field and a career-best 6-of-6 shooting from the free throw line ... added three rebounds and a three-pointer ... against Arizona State set a new career high with six points while grabbing five rebounds ... hit a three-pointer (his first of the season) and 3-of-4 from the free throw line ... against Portland set career highs in points (5), free throws made (5), free throws attempted (6) and free throw percentage (.833) ... also had two rebounds against the Pilots ... saw a career-high 15 minutes of action against Boise State ... had two points, five rebounds, one assists and one steal ... saw his first action of the season at Weber State ... grabbed a career-high six rebounds in nine minutes against the Wildcats.

PLAYER SUMMARY: A 6-foot-5 senior guard/forward, Archie Rose came to BYU with three years of experience at the junior college level with stints at Northeastern Colorado Junior College (Sterling, Colo.) and Lee College (Baytown, Texas). A terrific outside shooter, Rose is a talented scorer who adds depth on the wing for the Cougars. He played in 20 games for BYU as a junior.

PERSONAL: Mom is Debra Rose ... his uncle, Lynden Rose, played basketball with BYU head coach Dave Rose at Houston ... enjoys sleeping, video games and diving ... favorite food is sushi ... favorite book is Street Lawyer ... favorite movie is Finding Forester ... also recruited by Texas A&M, Oklahoma State, LSU, Virginia Tech, Oklahoma, Texas Tech, Miami, Georgia Southern, Houston and Nebraska ... sociology major.

ROSE VS. NEW MEXICO

Team	GP	GS	Min	Avg	FG	FGA	Pct	3FG	FGA	Pct	FT	FTA	Pct	Off	Def	Tot	Avg	PF	FO	A	TO	Blk	Stl	Pts	Avg	W-L
UNLV	3	0	7	2.3	1	1	1.000	0	0	.000	0	2	.000	1	2	3	1.0	2	0	0	2	0	1	2	0.7	1-2

Archie Rose – 2008-09 Game-by-Game

Opponent	Date	GS	Min	TOTAL			3PTS			REBOUNDS			PF	FO	A	TO	Blk	Stl	Pts	Avg					
				FG	FGA	Pct	3FG	FGA	Pct	FT	FTA	Pct									Off	Def	Tot	Avg	
LONG BEACH STATE	Did Not Play																								
at Pepperdine	Did Not Play																								
NORTH FLORIDA	Did Not Play																								
RICE	Did Not Play																								
CAL POLY	Did Not Play																								
at Idaho State	Did Not Play																								
at Weber State	12/03/08		9	0	1	.000	0	0	.000	0	1	.000	1	5	6	6.0	1	0	0	0	0	0	0	0	0.0
vs Utah State	12/06/08		1	0	0	.000	0	0	.000	0	0	.000	0	0	0	3.0	0	0	0	0	0	0	0	0	0.0
BOISE STATE	12/10/08		15	1	2	.500	0	0	.000	1	2	.500	2	3	5	3.7	2	0	1	0	0	1	3	10	
PORTLAND PILOTS	12/13/08		9	0	1	.000	0	0	.000	5	6	.833	2	0	2	3.3	2	0	0	0	0	1	5	2.0	
vs Arizona State	12-20-08		6	1	2	.500	1	1	1.000	3	4	.750	2	3	5	3.6	2	0	0	1	0	0	6	2.8	
at Tulsa	12/30/08		4	0	0	.000	0	0	.000	0	0	.000	0	1	1	3.2	0	0	1	0	0	0	0	2.3	
WAKE FOREST	1/3/09		3	0	0	.000	0	0	.000	0	0	.000	0	0	0	2.7	0	0	0	0	0	0	0	2.0	
WESTERN OREGON	1/6/09		17	2	4	.500	1	1	1.000	6	6	1.000	2	1	3	2.8	1	0	0	0	0	0	11	3.1	
at Colorado State	1/10/09		11	2	3	.667	0	0	.000	0	0	.000	0	3	3	2.8	1	0	1	1	0	0	4	3.2	
TCU	1/13/09		18	1	3	.333	0	1	.000	6	6	1.000	2	2	4	2.9	3	0	1	1	0	0	8	3.7	
at New Mexico	01/17/09		7	0	3	.000	0	0	.000	0	0	.000	0	1	1	2.7	1	0	0	0	0	0	0	3.4	
Totals			0	100	7	19	.368	2	3	.667	21	25	.840	11	19	30	2.7	13	0	3	4	0	2	37	3.4

Games played: 11
Minutes/game: 9.1
Points/game: 3.4
FG Pct: 36.8
3FG Pct: 66.7
FT Pct: 84.0

Rebounds/game: 2.7
Assists/game: 0.3
Turnovers/game: 0.4
Assist/turnover ratio: 0.8
Steals/game: 0.2

CAREER HIGHS:

POINTS: 11 vs. WOU (2009)
FG MADE: 2 vs. WOU (2009)
FG ATT: 4 vs. LMU (2008), vs. Western Oregon (2009)
FG %: .500 (2-4) vs. WOU (2009)
3FG MADE: 1 vs. SUU (2008), vs. Arizona State (2008), vs. Western Oregon (2009)
3FG ATT: 2 vs. LMU (2008)
3FG %: -
FT MADE: 6 vs. WOU (2009), vs. TCU (2009)
FT ATT: 6 vs. Portland (2008), vs. WOU (2009), vs. TCU (2009)
FT %: 1.000 (6-6) vs. WOU (2009), vs. TCU (2009)
REB: 6 at Weber State (2008)
ASSISTS: 2 at LBSU (2008)
BLOCKS: 1 vs. UNM (2008)
STEALS: 1 at LBSU, Portland (2008), vs. Boise State (2008)
MINUTES: 18 vs. TCU (2009)


SEASON-HIGH POINTS:

First Half: 6 vs. Western Oregon (2009)
Second Half: 5 vs. Portland, vs. Western Oregon (2009)
Game: 11 vs. Western Oregon (2009)
Percentage Minimums -
4 FG, 2 3FG, 3 FT Made

ROSE YEAR-BY-YEAR BYU STATS

YEAR	GP	GS	MIN	AVG	FG	FGA	PCT	3FG	FGA	PCT	FT	FTA	PCT	OFF	DEF	TOT	AVG	PF	FO	A	AVG	TO	BLK	STL	PTS	AVG
2007-08	20	0	73	3.7	7	17	.412	1	8	.125	2	9	.222	3	12	15	0.8	15	0	7	0.4	12	1	3	17	0.9
Total	20	0	73	3.7	7	17	.412	1	8	.125	2	9	.222	3	12	15	0.8	15	0	7	0.4	12	1	3	17	0.9





JAMES ANDERSON
 6-10 • 230 • freshman • forward/center
 Page, Ariz.

LAST OUTING: Played four minutes at New Mexico.

TRACKING ANDERSON IN 2008-09: Played five minutes at Colorado State and had one steal ... against Boise State set career highs in minutes played (27), points (10), rebounds (7), assists (2), blocks (5), steals (2), field goals made (4) and field goals attempted (7) ... also set career highs in free throws made (2) and attempted (5) ... at Weber State hit a career-best 3-of-4 from the field for a career-high six points ... played a career-high 10 minutes ... had one rebound at Idaho State ... grabbed one rebound against Cal Poly ... scored a career-best four points on 2-of-3 shooting against Rice while grabbing two rebounds ... registered career highs of two points, five rebounds and three blocks against North Florida ... saw eight minutes of playing time at Pepperdine, the first action of his career ... grabbed one offensive rebound.

PLAYER SUMMARY: A 6-foot-10 forward/center from Page, Ariz., Anderson is known for his athleticism, hard work and ability to run the floor. The McDonald's High School All-America nominee redshirted last season after returning from a two-year mission for The Church of Jesus Christ of Latter-day Saints to Guatemala City.

PERSONAL: Parents are Aaron and Julie Anderson ... has three sisters ... served a two-year mission for The Church of Jesus Christ of Latter-day Saints in the Guatemala City North Mission from May 2005 to May 2007 ... favorite food is lasagna ... enjoys March Madness, boating and playing the guitar ... sports hero is Michael Jordan ... also recruited by Oregon State and Wyoming ... open major.

James Anderson – 2008-09 Game-by-Game

Opponent	Date	GS	Min	TOTAL			3PTS			REBOUNDS				PF	FO	A	TO	Blk	Stl	Pts	Avg				
				FG	FGA	Pct	3FG	FGA	Pct	FT	FTA	Pct	Off									Def	Tot	Avg	
LONG BEACH STATE	11/18/08	Did Not Play																							
at Pepperdine	11/18/08		8	0	0	.000	0	0	.000	0	0	.000	1	0	1	1.0	0	0	0	0	0	0.0			
NORTH FLORIDA	11/20/08		8	1	2	.500	0	0	.000	0	0	.000	2	3	5	3.0	3	0	0	3	0	2	1.0		
RICE	11/21/08		8	2	3	.667	0	0	.000	0	0	.000	1	1	2	2.7	2	0	0	0	0	4	2.0		
CAL POLY	11/22/08		7	0	1	.000	0	0	.000	0	0	.000	0	1	1	2.3	2	0	0	0	0	0	1.5		
at Idaho State	11-29-08		7	0	1	.000	0	0	.000	0	0	.000	0	1	1	2.0	2	0	0	0	0	0	1.2		
at Weber State	12-03-08		10	3	4	.750	0	0	.000	0	0	.000	1	0	1	1.8	3	0	0	0	0	6	2.0		
vs Utah State	12/06/08		2	0	0	.000	0	0	.000	0	0	.000	0	0	0	1.6	2	0	0	0	0	0	1.7		
BOISE STATE	12/10/08		27	4	7	.571	0	0	.000	2	5	.400	2	5	7	2.3	3	0	2	0	5	2	10	2.8	
PORTLAND PILOTS	12/13/08		6	0	1	.000	0	0	.000	0	0	.000	0	0	0	2.0	1	0	1	1	0	0	2.4		
vs Arizona State	Did Not Play																								
at Tulsa	Did Not Play																								
WAKE FOREST	1/3/09		0	0	0	.000	0	0	.000	0	0	.000	0	0	0	1.8	0	0	0	0	0	0	2.2		
WESTERN OREGON	1/6/09		1	0	0	.000	0	0	.000	0	0	.000	0	0	0	1.6	0	0	0	0	0	0	2.0		
at Colorado State	1/10/09		5	0	1	.000	0	0	.000	0	0	.000	0	0	0	1.5	1	0	0	0	0	1	1.8		
TCU	Did Not Play																								
at New Mexico	01/17/09		4	0	0	.000	0	0	.000	0	0	.000	0	0	0	1.4	1	0	0	0	0	0	1.7		
Totals			0	93	10	20	.500	0	0	.000	2	5	.400	7	11	18	1.4	20	0	3	1	8	3	2.2	1.7

Games played: 13
 Minutes/game: 7.2
 Points/game: 1.7
 FG Pct: 50.0
 FT Pct: 40.0

Rebounds/game: 1.4
 Assists/game: 0.2
 Turnovers/game: 0.1
 Assist/turnover ratio: 3.0
 Steals/game: 0.2
 Blocks/game: 0.6

CAREER HIGHS:

POINTS: 10 vs Boise State (2008)
 FG MADE: 4 vs Boise State (2008)
 FG ATT: 7 vs Boise State (2008)
 FG %: .750 (3-4) at Weber State (2008)
 3FG MADE: -
 3FG ATT: -
 3FG %: -
 FT MADE: 2 vs Boise State (2008)
 FT ATT: 5 vs Boise State (2008)
 FT %: .400 (2-5) vs Boise State (2008)
 REB: 7 vs Boise State (2008)
 ASSISTS: 2 vs Boise State (2008)
 BLOCKS: 5 vs Boise State (2008)
 STEALS: 2 vs Boise State (2008)
 MINUTES: 27 vs. Boise State (2008)

SEASON-HIGH POINTS:

First Half: 2 at Weber State, vs BSU
 Second Half: 8 vs. Boise State
 Game: 10 vs. Boise State

Percentage Minimums -
 4 FG, 2 3FG, 3 FT Made



MATTHEW PINEGAR
 6-0 • 190 • freshman • guard
 Provo, Utah

LAST OUTING: Played three minutes at Colorado State.

TRACKING PINEGAR IN 2008-09: Recorded one steal against Western Oregon, tying his career high ... registered a steal against Rice ... scored his first career points to go with two rebounds and one assist against North Florida ... saw three minutes of playing time at Pepperdine, the first action of his career.

PLAYER SUMMARY: An athletic combo guard, Matthew Pinegar is a good shooter known for his competitive drive and scoring ability. The two-time first-team all-state honoree redshirted last season after returning from a mission for The Church of Jesus Christ of Latter-day Saints.

BEFORE BYU: McDonald's High School All-America nominee ... helped his team win the region championship as a senior before falling in the state quarterfinals ... averaged 16 points, three assists and two steals per game ... named 4A first-team all-state as a junior and senior ... also earned Utah Valley MVP and Valley Player of the Year as a junior ... helped his team win the state 4A title posting 13.8 points, 4.0 assists and 2.3 steals per game as a junior ... was the only freshman on the varsity team in 2000-01 ... coached by Perry Wildeboer ... also active in a capella club ... played for the Utah Heat AAU club under head coach Chris Jones.

PERSONAL: Parents are Steven and Lisa Pinegar ... grandfather Ed Pinegar played at BYU in the 1950's and father Steven played at Utah State in the late 1970's ... has six sisters and two brothers ... served a mission for The Church of Jesus Christ of Latter-day Saints to the Canada Toronto East Mission from 2005-07 ... enjoys wakeboarding, driving, playing the piano and movies ... also recruited by Utah State ... social work major.

Matthew Pinegar – 2008-09 Game-by-Game

Opponent	Date	GS	Min	TOTAL			3PTS		FT	FTA	REBOUNDS				PF	FO	A	TO	Blk	Stl	Pts	Avg		
				FG	FGA	Pct	3FG	FGA			Pct	Pct	Off	Def									Tot	Avg
LONG BEACH STATE	11/18/08	Did Not Play																						
at Pepperdine	11/18/08		3	0	1	.000	0	1	.000	0	0	.000	0	0	0	0.0	1	0	0	2	0	0	0.0	
NORTH FLORIDA	11/20/08		14	1	2	.500	0	1	.000	0	0	.000	0	2	2	1.0	0	0	1	0	0	2	1.0	
RICE	11/21/08		9	0	1	.000	0	1	.000	0	0	.000	0	0	0	0.7	0	0	0	1	0	1	0.7	
CAL POLY	11/29/08	Did Not Play																						
at Idaho State	12-03-08		1	0	1	.000	0	1	.000	0	0	.000	0	0	0	0.5	0	0	0	0	0	0	0.5	
at Weber State	12-03-08		3	0	0	.000	0	0	.000	0	0	.000	0	0	0	0.4	0	0	0	0	0	0	0.4	
vs Utah State	12/10/08	Did Not Play																						
BOISE STATE	12/10/08		5	0	1	.000	0	1	.000	0	0	.000	0	0	0	0.3	0	0	0	0	0	0	0.3	
PORTLAND PILOTS	12/13/08		2	0	0	.000	0	0	.000	0	0	.000	0	0	0	0.3	0	0	0	1	0	0	0.3	
vs Arizona State	Did Not Play																							
at Tulsa	Did Not Play																							
WAKE FOREST	1/6/09	Did Not Play																						
WESTERN OREGON	1/10/09		1	0	0	.000	0	0	.000	0	0	.000	0	0	0	0.3	0	0	0	0	0	1	0.3	
at Colorado State	1/10/09		3	0	0	.000	0	0	.000	0	0	.000	0	0	0	0.2	0	0	0	2	0	0	0.2	
TCU	Did Not Play																							
at New Mexico	Did Not Play																							
Totals			0	41	1	6	.167	0	5	.000	0	0	.000	0	2	2	0.2	1	0	1	6	0	2	0.2

Games played: 9
 Minutes/game: 4.6
 Points/game: 0.2
 FG Pct: 16.7
 3FG Pct: 0.0

Rebounds/game: 0.2
 Assists/game: 0.1
 Turnovers/game: 0.7
 Assist/turnover ratio: 0.2
 Steals/game: 0.2


CAREER HIGHS:

POINTS: 2 vs. UNF (2008)
 FG MADE: 1 vs. UNF (2008)
 FG ATT: 2 vs. UNF (2008)
 FG %: -
 3FG MADE: -
 3FG ATT: 1 vs. UNF (2008)
 3FG %: -
 FT MADE: -
 FT ATT: -
 FT %: -
 REB: 2 vs. UNF (2008)
 ASSISTS: 1 vs. UNF (2008)
 BLOCKS: -
 STEALS: 1 vs. Rice (2008), vs. Western Oregon (2009)
 MINUTES: 14 vs. UNF (2008)

SEASON-HIGH POINTS:

First Half: N/A
 Second Half: 2 vs. UNF
 Game: 2 vs. UNF

Percentage Minimums -
 4 FG, 2 3FG, 3 FT Made



LEE CUMNARD
6-7 • 185 • senior • guard
Mesa, Ariz.

LAST OUTING: Had seven points, six rebounds, three assists, one block and two steals at New Mexico ... hit 4-of-4 from the free throw line against the Lobos.

TRACKING CUMNARD IN 2008-09: Named to Wooden Award and Naismith Award preseason watch lists ... had seven points, six rebounds, three assists, one block and two steals at New Mexico ... hit 4-of-4 from the free throw line against the Lobos ... scored 22 points — his sixth 20-plus point game this season — on 10-of-15 shooting from the field against TCU ... added seven rebounds and three assists with no turnovers against the Horned Frogs ... shot 8-of-10 from the field and 2-for-2 from downtown for 18 points at Colorado State ... added eight rebounds, two assists and one block against the Rams ... against Western Oregon posted 12 points, five rebounds, three assists, one block and two steals ... hit 2-of-2 from the free throw line and 5-of-11 from the field against the Wolves ... totaled 17 points, eight rebounds, three assists and one steal against Wake Forest ... hit 5-of-7 from the line against the Demon Deacons ... at Tulsa scored 26 points in 31 minutes on 9-of-13 shooting from the field and 8-of-10 shooting from the free throw line ... scored a season-best 17 points in the second half, including BYU's final seven points against the Golden Hurricane ... added two rebounds, two assists and one block ... scored 13 points to go with six rebounds and six assists (tying a season high) against Arizona State ... completed a four-point play in the second half against the Sun Devils ... added one block and one steal ... recorded 12 points, eight rebounds and five assists against Portland ... hit 4-of-8 from the field and 4-of-5 from the line against the Pilots ... scored 20 points and had seven rebounds, four assists and one block against Boise State ... hit both attempts from downtown and was 6-of-6 from the free throw line ... against Utah State at Energy Solutions Arnea dished out a season-high six assists and scored six points ... shot a career-best 12-of-13 (.923) from the field while hitting 3-of-4 from downtown and 3-of-4 from the free throw line for 30 points against Weber State ... also had three

assists and four rebounds ... scored 17 points and had four rebounds, three assists, one block and a season-high three steals at Idaho State ... shot 13-of-17 from the field while scoring 28 points against Cal Poly ... scored a season-high 15 second half points ... added nine rebounds and two assists ... hit 5-of-7 from the field and 2-of-3 from downtown for 13 points ... added three assists and one block ... grabbed a season-high 12 rebounds — including four offensive boards — while scoring seven points against North Florida ... at Pepperdine had 13 points on 5-of-9 shooting while contributing five rebounds, one assist and two blocks ... dropped a career-high 36 points on Long Beach State in the season opener ... added 11 rebounds, four blocks, four assists and two steals while hitting 13-of-16 from the field, 3-of-4 on threes and 7-of-7 from the free throw line.

PERSONAL: Parents are David and Cheryl Cumnard ... has five brothers ... he and his wife Sarah have one son ... sports hero is Michael Jordan ... served a mission for The Church of Jesus Christ of Latter-day Saints in Nashville, Tenn., in 2004 ... recruited by Arizona State, UCLA, Oregon, Oregon State, Stanford, Iowa State, Utah State, Utah, New Mexico, Miami, Gonzaga, Oklahoma State, San Diego State and Texas Tech ... management major.

CUMNARD VS. UNLV

TEAM	GP	GS	MIN	AVG	FG	FGA	PCT	3FG	FGA	PCT	FT	FTA	PCT	OFF	DEF	TOT	AVG	PF	FO	A	TO	BLK	STL	PTS	AVG	W/L
UNLV	8	8	246	30.8	36	56	.643	11	19	.579	9	12	.750	18	22	40	5.0	21	1	20	19	5	9	92	11.5	3-5

Lee Cumnard – 2008-09 Game-by-Game

Opponent	Date	GS	Min	TOTAL				3PTS		REBOUNDS										PF	FO	A	TO	Blk	Stl	Pts	Avg
				FG	FGA	Pct	3FG	FGA	Pct	FT	FTA	Pct	Off	Def	Tot	Avg											
LONG BEACH STATE	11/14/08	*	36	13	16	.813	3	4	.750	7	7	1.000	4	7	11	11.0	2	0	4	1	4	2	36	36.0			
at Pepperdine	11/18/08	*	29	5	9	.556	0	4	.000	3	3	1.000	3	2	5	8.0	3	0	1	2	0	2	13	24.5			
NORTH FLORIDA	11/20/08	*	26	3	11	.273	1	3	.333	0	0	.000	4	8	12	9.3	1	0	1	2	0	1	7	18.7			
RICE	11/21/08	*	21	5	7	.714	2	3	.667	1	1	1.000	0	1	1	7.3	4	0	3	0	1	0	13	17.3			
CAL POLY	11/22/08	*	37	13	17	.765	1	2	.500	1	2	.500	2	7	9	7.6	1	0	2	7	0	0	28	19.4			
at Idaho State	11-29-08	*	35	6	11	.545	1	3	.333	4	6	.667	2	2	4	7.0	4	0	3	1	1	3	17	19.0			
at Weber State	12-03-08	*	31	12	13	.923	3	4	.750	3	4	.750	0	4	4	6.6	2	0	3	1	0	0	30	20.6			
vs Utah State	12/06/08	*	27	2	9	.222	1	2	.500	1	1	1.000	0	1	1	5.9	5	1	6	4	0	1	6	18.8			
BOISE STATE	12/10/08	*	25	6	15	.400	2	2	1.000	6	6	1.000	3	4	7	6.0	1	0	4	1	1	0	20	18.9			
PORTLAND PILOTS	12/13/08	*	30	4	8	.500	0	2	.000	4	5	.800	2	6	8	6.2	3	0	5	0	0	0	12	18.2			
vs Arizona State	12-20-08	*	33	4	8	.500	2	4	.500	3	5	.600	2	4	6	6.2	3	0	6	2	1	1	13	17.7			
at Tulsa	12/30/08	*	31	9	13	.692	0	2	.000	8	10	.800	0	2	2	5.8	3	0	2	0	1	0	26	18.4			
WAKE FOREST	1/3/09	*	29	6	20	.300	0	4	.000	5	7	.714	2	6	8	6.0	3	0	3	0	0	1	17	18.3			
WESTERN OREGON	1/6/09	*	27	5	11	.455	0	2	.000	2	2	1.000	0	5	5	5.9	1	0	3	1	1	2	12	17.9			
at Colorado State	1/10/09	*	23	8	10	.800	2	2	1.000	0	0	.000	3	5	8	6.1	2	0	2	2	1	0	18	17.9			
TCU	1/13/09	*	36	10	15	.667	0	2	.000	2	2	1.000	1	6	7	6.1	1	0	3	0	0	1	22	18.1			
at New Mexico	01/17/09	*	34	1	7	.143	1	2	.500	4	4	1.000	1	5	6	6.1	3	0	3	2	1	2	7	17.5			
Totals			17	510	112	200	.560	19	47	.404	54	65	.831	29	75	104	6.1	42	1	54	26	12	16	297	17.5		

Games played: 17
Minutes/game: 30.0
Points/game: 17.5
FG Pct: 56.0
3FG Pct: 40.4
FT Pct: 83.1

Rebounds/game: 6.1
Assists/game: 3.2
Turnovers/game: 1.5
Assist/turnover ratio: 2.1
Steals/game: 0.9
Blocks/game: 0.7

CAREER HIGHS:

POINTS: 36 vs. LBSU (2008)
FG MADE: 13 vs. LBSU (2008)
FG ATT: 20 vs. Wake Forest (2009)
FG %: .923 (12-13) at Weber State (2008)
3FG MADE: 5 vs. Lamar (2008)
3FG ATT: 7 vs. Lamar (2008)
3FG %: 1.000 (2-2) 6 times, last vs. Boise St. (2008)
FT MADE: 10 vs. Colorado St. (2007)
FT ATT: 10 vs. Colorado St. (2007), at Tulsa (2008)
FT %: 1.000 (10-10) vs. CSU (2007)
REB: 13 at UNLV (MWC Final) (2007)
ASSISTS: 8 vs. SUU, Lamar (2008)
BLOCKS: 4 vs. Pepperdine (2008), vs. LBSU (2008)
STEALS: 5 vs. SUU (2008)
UNLV (2007)
MINUTES: 38 at CSU, AFA (2008)

SEASON-HIGH POINTS:


First Half: 22 vs. LBSU
Second Half: 17 at Tulsa
Game: 36 vs. LBSU

Percentage Minimums –
4 FG, 2 3FG, 3 FT Made

CUMNARD YEAR-BY-YEAR STATS

YEAR	GP	GS	MIN	AVG	FG	FGA	PCT	3FG	FGA	PCT	FT	FTA	PCT	OFF	DEF	TOT	AVG	PF	FO	A	TO	BLK	STL	PTS	AVG	
2005-06	29	14	430	14.8	50	110	.455	17	43	.395	26	34	.765	23	45	68	2.3	58	0	45	1.6	31	12	16	143	4.9
2006-07	34	34	990	29.1	114	206	.553	40	92	.435	50	63	.794	63	128	191	5.6	103	3	93	2.7	49	29	50	318	9.4
2007-08	35	35	1101	31.5	198	348	.569	60	127	.472	96	112	.857	69	153	222	6.3	93	6	123	3.5	79	35	33	552	15.8
Total	98	83	2521	25.7	362	664	.545	117	262	.447	172	209	.823	155	326	481	4.9	254	9	261	2.7	159	76	99	1013	10.3





JIMMER FREDETTE
6-2 • 190 • sophomore • guard
Glens Falls, N.Y.

LAST OUTING: At New Mexico finished with 15 points, three rebounds, four assists and one block ... hit 6-of-6 from the free throw line against the Lobos.

TRACKING FREDETTE IN 2008-09: At New Mexico finished with 15 points, three rebounds, four assists and one block ... hit 6-of-6 from the free throw line against the Lobos ... posted 11 points, six assists, four rebounds and one steal against TCU ... extended his team-best streak of double figure scoring to 11 games ... recorded 15 points on 6-of-12 shooting, three rebounds, four assists and two steals at Colorado State ... has now scored in double figures in 10-straight games, the longest streak of double figure scoring by a BYU player this season ... posted 13 points, three rebounds and four assists against Western Oregon ... hit 3-of-3 from the free throw line against the Wolves ... tied his career high with 23 points and set a career high of nine assists against Wake Forest ... hit 9-of-17 from the field and 3-of-6 from downtown ... added two rebounds and two steals against the Demon Deacons ... scored 13 points — including 11 in the second half — at Tulsa ... hit 5-of-12 from the field and 3-of-3 from the free throw line while adding two assists and one steal against the Golden Hurricane ... scored 17 points on 6-of-12 shooting against Arizona State ... hit 2-of-5 from downtown ... added four assists and two steals against the Sun Devils ... tied a career high in shooting percentage (85.7 percent) by hitting 6-of-7 from the field for 17 points against Portland ... hit 5-of-6 from the line and had three rebounds, three assists and two steals against the Pilots ... scored a career-high 23 points, including 12 fast break points, against Boise State ... hit 10-of-15 from the field and 2-of-2 from the free throw line ... added two assists and tied a career-high four steals ... tied his career high with 35 minutes played vs. Utah State ... scored 16 points and hit three first half treys ... also had five rebounds and two assists ... scored 18 points on 7-of-10 shooting at Weber State ... dished

out a career-best seven assists ... at Idaho State tied career highs in points (19) and assists (six) ... added four rebounds and one steal ... shot 6-of-12 from the field, 3-of-6 from downtown and 4-of-4 from the free throw line ... totaled nine points, five assists and two rebounds against Cal Poly ... connected on 5-of-8 from the field and 2-of-3 from downtown for 13 points against Rice ... added four rebounds, five assists and three steals ... tied his career-high with six assists and had three steals against North Florida ... set new season highs with 16 points and five assists at Pepperdine while hitting 5-of-10 from the field, 2-of-5 from downtown and 4-of-5 from the line ... scored eight points in the season opener against Long Beach State ... hit 5-of-6 from the line.

PERSONAL: Has one brother and one sister ... enjoys computer games ... favorite actor is Denzel Washington ... favorite food is Angelina's Pizza ... sports hero is John Stockton ... attended BYU summer camps since junior high school ... also recruited by Utah, Syracuse, Wake Forest, Seton Hall, Marshall, Fordham, Siena, George Mason, West Virginia, Virginia Tech, Penn St. and N.C. State ... pre-management major.

FREDETTE VS. UNLV

TEAM	GP	GS	MIN	AVG	FG	FGA	PCT	3FG	FGA	PCT	FT	FTA	PCT	OFF	DEF	TOT	AVG	PF	FO	A	TO	BLK	STL	PTS	AVG	W-L
UNLV	3	0	61	20.3	8	18	.444	2	6	.333	11	13	.846	2	2	4	1.3	3	0	5	4	0	2	29	9.7	1-2

Jimmer Fredette – 2008-09 Game-by-Game

Opponent	Date	GS	Min	TOTAL			3PTS			REBOUNDS			Avg	PF	FO	A	TO	Blk	Stl	Pts	Avg				
				FG	FGA	Pct	3FG	FGA	Pct	FT	FTA	Pct										Off	Def	Tot	
LONG BEACH STATE	11/14/08		24	1	7	.143	1	4	250	5	6	.833	0	3	3	3.0	2	0	3	2	0	0	8	8.0	
at Pepperdine	11/18/08	*	32	5	10	.500	2	5	400	4	5	.800	1	0	1	2.0	1	0	5	2	0	1	16	12.0	
NORTH FLORIDA	11/20/08	*	20	2	6	.333	0	2	000	0	0	000	0	1	1	1.7	1	0	6	1	0	3	4	9.3	
RICE	11/21/08	*	25	5	8	.625	2	3	667	1	2	500	1	3	4	2.3	1	0	5	2	0	3	13	10.3	
CAL POLY	11/22/08	*	33	3	9	.333	1	4	250	2	2	1000	1	1	2	2.2	0	0	5	2	0	0	9	10.0	
at Idaho State	11-29-08	*	32	6	12	.500	3	6	500	4	4	1000	2	2	4	2.5	1	0	6	4	0	1	19	11.5	
at Weber State	12-03-08	*	35	7	10	.700	4	6	667	0	0	.000	0	2	2	2.4	1	0	7	2	0	1	18	12.4	
vs Utah State	12/06/08	*	35	6	13	.462	3	6	500	1	3	.333	1	4	5	2.8	0	0	2	1	0	0	16	12.9	
BOISE STATE	12/10/08	*	31	10	15	.667	1	2	500	2	2	1000	0	0	0	2.4	0	0	2	0	0	4	23	14.0	
PORTLAND PILOTS	12/13/08	*	29	6	7	.857	0	1	000	5	6	.833	1	2	3	2.5	0	0	3	4	0	2	17	14.3	
vs Arizona State	12-20-08	*	35	6	12	.500	2	5	400	2	3	.667	0	0	0	2.3	3	0	4	4	0	2	16	14.5	
at Tulsa	12/30/08	*	36	5	12	.417	0	2	000	3	3	1000	0	1	1	2.2	4	0	2	6	0	1	13	14.3	
WAKE FOREST	1/3/09	*	38	9	17	.529	3	6	500	2	3	.667	1	1	2	2.2	1	0	9	5	0	2	23	15.0	
WESTERN OREGON	1/6/09	*	24	5	12	.417	0	2	000	3	3	1000	1	2	3	2.2	0	0	4	1	0	0	13	14.9	
at Colorado State	1/10/09	*	31	6	12	.500	2	6	.333	1	1	1000	0	3	3	2.3	0	0	4	2	0	2	15	14.9	
TCU	1/13/09	*	30	4	11	.364	1	4	250	2	2	1000	1	3	4	2.4	4	0	6	3	0	1	11	14.6	
at New Mexico	01/17/09	*	32	4	11	.364	1	4	250	6	6	1000	0	3	3	2.4	0	0	4	2	1	0	15	14.6	
Totals			16	522	90	184	.489	26	68	.382	43	51	.843	10	31	41	2.4	19	0	77	43	1	23	249	14.6

Games played: 17
 Minutes/game: 30.7
 Points/game: 14.6
 FG Pct: 48.9
 3FG Pct: 38.2
 FT Pct: 84.3
 Rebounds/game: 2.4
 Assists/game: 4.5
 Turnovers/game: 2.5
 Assist/turnover ratio: 1.8
 Steals/game: 1.4
 Blocks/game: 0.1

CAREER HIGHS:

POINTS: 23 vs. Boise State (2008), vs. Wake Forest (2009)
 FG MADE: 10 vs. Boise State (2008)
 FG ATT: 17 vs. Wake Forest (2009)
 FG%: .857 (6-7) vs. Hartford (2008), vs. Portland (2008)
 3FG MADE: 4 vs. Hartford (2008), 4 at Weber State (2008)
 3FG ATT: 9 at Wake Forest (2008)
 3FG%: .800 (4-5) vs. Hartford (2008)
 FT MADE: 6 at UNLV/MWC (2008), at UNM (2009)
 FT ATT: 6 at UNLV/MWC (2008), vs. LBSU (2008), vs. Portland (2008), at UNM (2009)
 FT %: 1.000 (6-6) at UNM (2009)
 REB: 5 vs. Texas A&M/NCAA (2008), vs. Utah State (2008)
 ASSISTS: 9 vs. Wake Forest (2009)
 BLOCKS: 1 vs. CSU, UNM, Wyoming (2008), at UNM (2009)
 STEALS: 4 vs. JSU, Hartford (2008), Boise State (2008)
 MINUTES: 38 vs. Wake Forest (2009)

SEASON-HIGH POINTS:

First Half: 18 vs. Wake Forest
 Second Half: 12 at ISU
 Game: 23 vs. Boise State, vs. Wake Forest
 Percentage Minimums –
 4 FG, 2 3FG, 3 FT Made

FREDETTE YEAR-BY-YEAR BYU STATS

YEAR	GP	GS	MIN	AVG	FG	FGA	PCT	3FG	FGA	PCT	FT	FTA	PCT	OFF	DEF	TOT	AVG	PF	FO	A	TO	BLK	STL	PTS	AVG	
2007-08	35	0	647	18.5	83	204	.407	43	128	.336	35	41	.854	8	29	37	1.1	44	0	61	1.7	41	3	27	244	7.0
Total	35	0	647	18.5	83	204	.407	43	128	.336	35	41	.854	8	29	37	1.1	44	0	61	1.7	41	3	27	244	7.0





NOAH HARTSOCK
 6-8 • 215 • freshman • forward
 Bartlesville, Okla.

LAST OUTING: Played three minutes at New Mexico.

TRACKING HARTSOCK IN 2008-09: Had one point, one rebound and one steal at Colorado State ... posted career highs of seven points, three blocks and one steal against Western Oregon ... tied his career high with four rebounds against the Wolves ... hit 2-of-3 from the field and hit 3-of-4 from the free throw line, both career highs in makes and attempts ... hit 1-of-2 from the line against Portland, his first appearance since Nov. 22 against Cal Poly ... dished out a career-high two assists against Cal Poly ... recorded four points and a career-high five boards against Rice ... tallied four points and four boards against North Florida ... set a career high with six points on 2-of-2 shooting from the field and the line while adding two rebounds against Pepperdine ... recorded two rebounds and one block against Long Beach State.

PLAYER SUMMARY: A highly skilled offensive player with strong post moves, Hartssock has a soft touch from midrange and a solid stroke behind the three-point arc. He has excellent quickness and strength to complement his size. Hartssock prepped at Bartlesville High School in Oklahoma where he averaged 27.6 points per game, third in the state, as a senior in 2005-06 and was an all-state selection.

PERSONAL: Parents are David and Leslie Hartssock ... has four older brothers ... brother Nate played two seasons at Oklahoma Wesleyan University and brother Jeremiah played one season at the University of Missouri-Kansas City before leaving to serve a mission for The Church of Jesus Christ of Latter-day Saints ... two other older brothers both attended BYU ... sister-in-law Lindsay Hartssock was a middle blocker for the BYU women's volleyball team and was the MWC Player of the Year in 2006 ... also recruited by Utah State and Oklahoma State.

BYU women's volleyball team and was the MWC Player of the Year in 2006 ... also recruited by Utah State and Oklahoma State.

Noah Hartssock – 2008-09 Game-by-Game

Opponent	Date	GS	Min	TOTAL			3PTS			REBOUNDS			PF	FO	A	TO	Blk	Stl	Pts	Avg		
				FG	FGA	Pct	3FG	FGA	Pct	FT	FTA	Pct									Off	Def
LONG BEACH STATE	11/14/08	11	0	2	.000	0	0	.000	0	0	.000	1	1	2	2.0	1	0	1	1	0	0.0	
at Pepperdine	11/18/08	14	2	3	.667	0	0	.000	2	2	1.000	1	1	2	2.0	2	0	1	0	0	6.0	
NORTH FLORIDA	11/20/08	16	2	3	.667	0	0	.000	0	0	.000	2	2	4	2.7	0	0	0	0	0	4.3	
RICE	11/21/08	16	2	3	.667	0	0	.000	0	0	.000	1	4	5	3.3	2	0	0	0	0	4.3	
CAL POLY	11/22/08	7	0	0	.000	0	0	.000	0	0	.000	1	1	2	3.0	2	0	2	0	0	2.8	
at Idaho State	Did Not Play																					
at Weber State	Did Not Play																					
vs Utah State	Did Not Play																					
BOISE STATE	Did Not Play																					
PORTLAND PILOTS	12/13/08	2	0	0	.000	0	0	.000	1	2	.500	0	0	0	2.5	1	0	0	0	0	2.5	
vs Arizona State	Did Not Play																					
at Tulea	12/30/08	3	0	0	.000	0	0	.000	0	0	.000	0	0	0	2.1	0	0	0	0	0	2.1	
WAKE FOREST	1/3/09	1	0	0	.000	0	0	.000	0	0	.000	0	0	0	1.9	2	0	0	0	0	1.9	
WESTERN OREGON	1/6/09	17	2	3	.667	0	0	.000	3	4	.750	1	3	4	2.1	3	0	0	1	3	7.2	
at Colorado State	1/10/09	12	0	1	.000	0	0	.000	1	2	.500	0	1	1	2.0	3	0	0	0	1	2.3	
TCU	Did Not Play																					
at New Mexico	01/17/09	3	0	0	.000	0	0	.000	0	0	.000	0	0	0	1.8	0	0	0	0	0	2.1	
Totals		0	102	8	15	.533	0	0	.000	7	10	.700	7	13	20	1.8	16	0	2	3	4	2.3

Games played: 11
 Minutes/game: 9.3
 Points/game: 2.1
 FG Pct: 53.3
 FT Pct: 70.0

Rebounds/game: 1.8
 Assists/game: 0.2
 Turnovers/game: 0.3
 Assist/turnover ratio: 0.7
 Steals/game: 0.2
 Blocks/game: 0.4

CAREER HIGHS:

POINTS: 7 vs. Western Oregon (2009)
 FG MADE: 2, 4 times, last vs. Western Oregon (2009)
 FG ATT: 3, 4 times, last vs. Western Oregon (2009)
 FG %: -
 3FG MADE: -
 3FG ATT: -
 3FG %: -
 FT MADE: 3 vs. Western Oregon (2009)
 FT ATT: 4 vs. Western Oregon (2009)
 FT %: .750 (3-4) vs. Western Oregon (2009)
 REB: 5 vs. Rice (2008)
 ASSISTS: 2 vs. Cal Poly (2008)
 BLOCKS: 1 vs. LBSU (2008)
 STEALS: 1 vs. Western Oregon (2009), at CSU (2009)
 MINUTES: 17 vs. Western Oregon (2009)

SEASON-HIGH POINTS:

First Half: 6 at Pepperdine (2008)
 Second Half: 4 vs. Rice (2008)
 Game: 7 vs. Western Oregon (2009)

Percentage Minimums -
 4 FG, 2 3FG, 3 FT Made



JONATHAN TAVERNARI

6-6 • 215 • junior • forward
Sao Bernardo, Brazil

LAST OUTING: Scored 13 points at New Mexico ... hit three threes and posted six rebounds, two assists and one steal vs. the Lobos.

TRACKING TAVERNARI IN 2008-09: Scored 13 points at New Mexico ... hit three threes and posted six rebounds, two assists and one steal vs. the Lobos ... totaled 14 points, two rebounds, one assist, one block and two steals vs. TCU ... hit 6-of-13 from the field and nailed two shots from downtown, the 11th-straight and 15th in 16 games this season with a made three ... posted seven points, five rebounds, one assist and one steal at Colorado State ... hit 1-of-2 from downtown, his 10th-straight and 14th in 15 games with a made three ... totaled 22 points, nine rebounds, one assist, one block and three steals against Western Oregon ... hit 8-of-15 from the field and 2-of-5 from downtown against the Wolves ... scored 18 points on 7-of-17 shooting against Wake Forest and grabbed nine rebounds ... hit four threes against the Demon Deacons, the 11th times this season hitting more than one three in a game ... registered a double-double at Tulsa with 20 points and 10 rebounds, his second double-double of the season and fourth of his career ... scored at least 20 points for the fourth time in five games ... hit 9-of-17 from the field and 2-of-5 from downtown while adding one assists, one block and four steals ... had his second-consecutive 20-point game, scoring 24 points on 10-of-19 shooting against Arizona State ... hit four threes and had four rebounds, four assists, one block and one steal ... tied his season high with 25 points against Portland on 7-of-14 shooting from the field, 5-of-11 from downtown and 6-of-6 from the free throw line ... also had six rebounds and one steal against the Pilots ... against Boise State totaled 13 points, eight rebounds, two assists, one block and two steals ... hit 3-of-6 from downtown ... scored 24 points and grabbed nine rebounds against Utah State at Energy Solutions Arena ... added a season-best four steals and one block ... matched

his career high with 39 minutes played ... dished out a career-high six assists at Weber State ... scored 11 points and grabbed seven rebounds ... hit 10-of-17 from the field for 23 points at Idaho State ... added six rebounds, four assists and two steals ... had 10 rebounds and three assists against Cal Poly ... scored 18 points and had five rebounds and three steals against Rice ... hit three threes to surpass Terrell Lyday for fourth all-time at BYU in career three-pointers (130) ... scored a season-high 25 points on 10-of-16 shooting from the field and 5-of-10 shooting from downtown ... added five rebounds, four assists and one steal against North Florida ... registered a double-double at Pepperdine with 17 points and 10 assists ... hit 7-of-13 from the field and 3-of-7 from three-point range while collecting three steals, one block and one steal ... had 19 points and seven boards against Long Beach State ... tied a career-high with five assists.

PLAYER SUMMARY: The 2007 Mountain West Conference Freshman of the Year, Jonathan Tavernari had a standout campaign in his first season with the Cougars, helping them win the outright league title. He led the league in scoring among freshmen during conference play (8.3 ppg) while averaging 6.5 points and 2.9 rebounds per game in 12.3 minutes of action in 28 appearances on the year. The 6-foot-6 forward was the long non-professional to earn a spot on the 2008 Brazilian Senior National Team, playing in the Olympic Qualifying Tournament in Beijing. He is a skilled perimeter player with great physical presence who has deep range and an excellent shooting touch. He led the state of Nevada in scoring as a senior at Bishop Gorman High School at 23.1 points per game.

PERSONAL: Parents are Roberto and Thelma Tavernari ... got started playing basketball with his mom, who is a basketball coach in Brazil ... enjoys cooking, playing with his Sidekick and text messaging ... also recruited by Pittsburgh, Virginia Tech, Washington State, Oregon State and Mississippi State ... international relations major.

TAVERNARI VS. UNLV

TEAM	GP	GS	MIN	AVG	FG	FGA	PCT	3FG	FGA	PCT	FT	FTA	PCT	OFF	DEF	TOT	AVG	PF	FO	A	TO	BLK	STL	PTS	AVG	WL
UNLV	6	3	125	20.8	12	42	.286	8	22	.364	0	2	.000	4	14	18	3.0	10	0	8	5	4	6	32	5.3	2-4

Jonathan Tavernari – 2008-09 Game-by-Game

Opponent	Date	GS	Min	TOTAL			3-PTS			REBOUNDS											Pts	Avg			
				FG	FGA	Pct	3FG	FGA	Pct	FT	FTA	Pct	Off	Def	Tot	Avg	PF	FO	A	TO			Blk	Stl	
LONG BEACH STATE	11/14/08	*	34	8	21	.381	2	9	.222	1	2	.500	2	5	7	7.0	3	0	5	2	0	0	0	19	19.0
at Pepperdine	11/18/08	*	32	7	13	.538	3	7	.429	0	0	.000	1	9	10	8.5	3	0	1	2	1	3	17	18.0	
NORTH FLORIDA	11/20/08	*	24	10	16	.625	5	10	.500	0	0	.000	0	5	5	7.3	2	0	4	0	1	25	20.3		
RICE	11/21/08	*	29	7	16	.438	3	8	.375	1	2	.500	1	4	5	6.8	2	0	1	1	0	3	18	19.8	
CAL POLY	11/22/08	*	26	0	11	.000	0	7	.000	0	0	.000	1	9	10	7.4	3	0	3	1	0	1	0	15.8	
at Idaho State	11/29/08	*	39	10	17	.588	2	7	.286	1	2	.500	1	5	6	7.2	2	0	4	1	0	2	23	17.0	
at Weber State	12/03/08	*	27	4	13	.308	1	7	.143	2	2	1.000	1	6	7	7.1	1	0	6	1	0	1	11	16.1	
vs Utah State	12/06/08	*	39	7	17	.412	3	9	.333	7	8	.875	2	7	9	7.4	3	0	1	1	1	4	24	17.1	
BOISE STATE	12/10/08	*	26	5	12	.417	3	6	.500	0	0	.000	0	8	8	7.4	1	0	2	0	1	1	13	16.7	
PORTLAND PILOTS	12/13/08	*	28	7	14	.500	5	11	.455	6	6	1.000	1	5	6	7.3	2	0	2	0	1	25	17.5		
vs Arizona State	12/20/08	*	34	10	19	.526	4	10	.400	0	0	.000	0	4	4	7.0	2	0	4	4	1	1	24	18.1	
at Tulsa	12/30/08	*	36	9	17	.529	2	5	.400	0	0	.000	2	8	10	7.3	2	0	1	2	1	4	20	18.3	
WAKE FOREST	1/3/09	*	36	7	17	.412	4	13	.308	0	0	.000	4	5	9	7.4	2	0	0	1	0	0	18	18.2	
WESTERN OREGON	1/6/09	*	27	8	15	.533	2	5	.400	4	6	.667	2	7	9	7.5	0	1	1	1	1	3	22	18.5	
at Colorado State	1/10/09	*	17	3	9	.333	1	2	.500	0	0	.000	1	4	5	7.3	3	0	1	2	0	1	7	17.7	
TCU	1/13/09	*	26	6	13	.462	2	7	.286	0	0	.000	0	2	2	7.0	3	0	1	1	1	2	14	17.5	
at New Mexico	01/17/09	*	31	5	14	.357	3	7	.429	0	0	.000	1	5	6	6.9	2	0	2	2	0	1	13	17.2	
Totals			17	511	113	254	.445	45	130	.346	22	28	.786	20	98	118	6.9	36	0	37	24	7	29	293	17.2

Games played: 17
Minutes/game: 30.1
Points/game: 17.2
FG Pct: 44.5
3FG Pct: 34.6
FT Pct: 78.6

Rebounds/game: 6.9
Assists/game: 2.2
Turnovers/game: 1.4
Assist/turnover ratio: 1.5
Steals/game: 1.7
Blocks/game: 0.4

CAREER HIGHS:

POINTS: 29 vs. Louisville (2008)
FG MADE: 10 vs. Louisville (2008), vs. North Florida (2008), at ISU (2008)
FG ATT: 22 vs. Louisville (2008)
FG%: .875 (7-8) vs. WOU (2007)
3FG MADE: 6 vs. UNC (2008), TCU (2007)
3FG ATT: 16 vs. UNC (2008)
3FG%: 1.000 (2-2) vs. Wyoming (2007)
FT MADE: 7 vs. Utah State (2008)
FT ATT: 8 vs. Utah State (2008)
FT%: 1.000 (6-6) at Wyoming (2007), vs. Portland (2008)
REB: 10 at Wyoming, vs. SDSU/MWC (2008), at Pepperdine (2008)
ASSISTS: 6 at Weber State (2008)
STEALS: 5 vs. Wyoming (2008)
BLOCKS: 3 vs. Wyoming/MWC (2007)
MINUTES: 39 at ISU (2008), vs. Utah State (2008)

SEASON-HIGH POINTS:

First Half: 14 vs. Rice
Second Half: 14 vs. Portland
Game: 25 vs. UNF, vs. Portland

Percentage Minimums –
4 FG, 2 3FG, 3 FT Made

TAVERNARI YEAR-BY-YEAR BYU STATS

YEAR	GP	GS	MIN	AVG	FG	FGA	PCT	3FG	FGA	PCT	FT	FTA	PCT	OFF	DEF	TOT	AVG	PF	FO	A	TO	BLK	STL	PTS	AVG	
2006-07	28	0	343	12.3	68	143	.476	29	78	.372	16	23	.696	24	56	80	2.9	33	1	17	0.6	17	8	18	181	6.5
2007-08	35	29	966	15.3	166	420	.395	88	234	.376	39	45	.867	34	150	184	5.3	70	1	53	0.8	59	16	48	459	13.1
Total	63	29	1309	20.8	234	563	.416	117	312	.375	55	68	.809	58	206	264	4.2	103	2	70	1.1	76	24	66	640	10.2





GAVIN MACGREGOR
 6-10 • 240 • senior • forward/center
 Ridgecrest, Calif.

LAST OUTING: Posted career highs of 11 points and seven rebounds at New Mexico ... set a career high with five field goals and a 1.000 (5-5) shooting percentage vs. the Lobos.

TRACKING MACGREGOR IN 2008-09: Posted career highs of 11 points and seven rebounds at New Mexico ... set a career high with five field goals and a 1.000 (5-5) shooting percentage vs. the Lobos ... scored four points and tied his career high with five rebounds — including two on the offensive glass — against TCU ... posted a career-high eight points on 4-of-8 shooting at Colorado State ... four makes, eight attempts and 50.0 percent shooting were also career highs ... added four rebounds and one block against the Rams ... had four points, a career-high five rebounds and one steal against Wake Forest ... grabbed three boards in 12 minutes of action at Tulsa ... hit 4-of-4 from the free throw line and had four rebounds and one block against Arizona State at the Stadium Shootout ... had one block, one rebound and one point against Portland ... scored a career-high seven points on 2-of-3 shooting from the field and 3-of-4 shooting from the line against Utah State ... also tied career highs in blocks (2), steals (1) and assists (1) ... hit 2-of-2 from the line for two points and grabbed two rebounds in a career-high 12 minutes of action at Weber State ... scored two points and had two rebounds at Idaho State ... had one point and one assist against Rice ... grabbed four rebounds against North Florida, a career high ... scored two points at Pepperdine on 2-for-2 shooting from the line ... played five minutes against Long Beach State.

SUMMARY: A 6-foot-10 forward/center, Gavin MacGregor provided defensive toughness in the post off the bench for the Cougars as a walk-on in the 2006-07 season, appearing in 11 games, before being forced to sit out last year due to injury. He gives BYU added depth and size in the post and is a shot-blocking presence inside. Prior to making his Cougar debut in 2006-07, he last played at Burroughs High School in Ridgecrest, Calif., in 2002, where he achieved career highs of 25 points, 26 rebounds and nine blocked shots. He served a two-year Church mission to Belgium from 2003-05.

PERSONAL: Parents are Tavish and Charisse MacGregor ... brother Nathan played basketball at Notre Dame de Namur ... served a mission for The Church of Jesus Christ of Latter-day Saints to Belgium and The Netherlands from 2003-05 ... plays the piano and the trombone ... business management major.

MACGREGOR VS. UNLV

TEAM	GP	GS	MIN	AVG	FG	FGA	PCT	3FG	FGA	PCT	FT	FTA	PCT	OFF	DEF	TOT	AVG	PF	FO	A	TO	BLK	STL	PTS	AVG	W-L
UNLV	1	0	1	1.0	0	0	.000	0	0	.000	0	0	.000	0	0	0	0.0	1	0	0	0	0	0	0	0.0	1-0

Gavin MacGregor – 2008-09 Game-by-Game

Opponent	Date	GS	Min	TOTAL			3PTS			REBOUNDS			Avg	PF	FO	A	TO	Blk	Stl	Pts	Avg			
				FG	FGA	Pct	3FG	FGA	Pct	FT	FTA	Pct										Off	Def	Tot
LONG BEACH STATE	11/14/08	5	0	0	.000	0	0	.000	0	0	0	0	0	0	0	0	0	0	0	0	0	0	0	0.0
at Pepperdine	11/18/08	3	0	0	.000	0	0	.000	2	2	1.000	0	0	0	0	0	0	0	0	2	1.0			
NORTH FLORIDA	11/20/08	8	0	1	.000	0	0	.000	0	2	.000	3	1	4	1.3	2	0	1	0	0	0	0	0	0.7
RICE	11/21/08	6	0	0	.000	0	0	.000	1	2	.500	0	0	0	1.0	0	0	1	0	0	0	1	0.8	
CAL POLY	Did Not Play																							
at Idaho State	11-29-08	7	1	1	1.000	0	0	.000	0	0	.000	0	2	2	1.2	0	0	0	0	0	0	0	2	1.0
at Weber State	12-03-08	12	0	1	.000	0	0	.000	2	2	1.000	0	2	2	1.3	5	1	0	0	0	0	2	1.2	
vs Utah State	12/06/08	20	2	3	.667	0	0	.000	3	4	.750	1	1	2	1.4	3	0	1	0	2	1	7	2.0	
BOISE STATE	Did Not Play																							
PORTLAND PILOTS	12/13/08	11	0	0	.000	0	0	.000	1	2	.500	0	1	1	1.4	2	0	0	2	1	0	1	1.9	
vs Arizona State	12-20-08	14	0	0	.000	0	0	.000	4	4	1.000	1	3	4	1.7	3	0	0	0	0	0	4	2.1	
at Tulsa	12/30/08	12	0	0	.000	0	0	.000	0	3	0	.000	0	3	1.8	3	0	0	0	0	0	0	0	1.9
WAKE FOREST	1/3/09	21	1	2	.500	0	0	.000	2	3	.667	1	4	5	2.1	5	1	0	1	0	1	4	2.1	
WESTERN OREGON	1/6/09	4	0	0	.000	0	0	.000	0	0	.000	1	1	2	2.1	0	0	0	0	0	0	0	0	1.9
at Colorado State	1/10/09	14	4	6	.667	0	0	.000	0	2	.000	1	3	4	2.2	4	0	0	0	1	0	8	2.4	
TCU	1/13/09	12	2	5	.400	0	0	.000	0	2	.000	2	3	5	2.4	3	0	0	0	0	0	4	2.5	
at New Mexico	01/17/09	16	5	5	1.000	0	0	.000	1	3	.333	6	1	7	2.7	2	0	0	0	0	0	11	3.1	
Totals		0	165	15	24	.625	0	0	.000	16	28	.571	16	25	41	2.7	34	2	2	6	4	2	46	3.1

Games played: 15
 Minutes/game: 11.0
 Points/game: 3.1
 FG Pct: 62.5
 FT Pct: 57.1
 Rebounds/game: 2.7
 Assists/game: 0.1
 Turnovers/game: 0.4
 Assist/turnover ratio: 0.3
 Steals/game: 0.1
 Blocks/game: 0.3

CAREER HIGHS:

POINTS: 11 at UNM (2009)
 FG MADE: 5 at UNM (2009)
 FG ATT: 8 at CSU (2009)
 FG%: 1.000 (5-5) at UNM (2009)
 3FG MADE: -
 3FG ATT: -
 3FG%: -
 FT MADE: 4 vs. Arizona State (2008)
 FT ATT: 4 vs. Utah State (2008), vs. Arizona State (2008)
 FT %: 1.000 (4-4) vs. Arizona State (2008)
 REB: 7 at UNM (2009)
 ASSISTS: 1 vs. SJSU (2007), Rice (2008), vs. Utah State (2008).
 STEALS: 1 vs. SJSU, at Utah (2007), vs. Utah State (2008), vs. Wake Forest (2009)
 BLOCKS: 2 vs. SJSU, vs. Portland, TCU (2007), vs. Utah State (2008)
 MINUTES: 21 vs. Wake Forest

SEASON-HIGH POINTS:

First Half: 8 at UNM
 Second Half: 6 at CSU
 Game: 11 at UNM

Percentage Minimums -
 4 FG, 2 3FG, 3 FT Made

MACGREGOR YEAR-BY-YEAR BYU STATS

YEAR	GP	GS	MIN	AVG	FG	FGA	PCT	3FG	FGA	PCT	FT	FTA	PCT	OFF	DEF	TOT	AVG	PF	FO	A	TO	BLK	STL	PTS	AVG	
2006-07	11	0	46	4.2	6	10	.600	0	0	.000	1	2	.500	4	2	6	0.5	8	0	1	0.1	1	5	2	13	1.2
Total	11	0	46	4.2	6	10	.600	0	0	.000	1	2	.500	4	2	6	0.5	8	0	1	0.1	1	5	2	13	1.2





CHRIS MILES
 6-11 • 235 • junior • forward/center
 Provo, Utah

LAST OUTING: Hit 3-of-3 from the field for seven points at New Mexico ... added three rebounds and one block against the Lobos.

TRACKING MILES IN 2008-09: Hit 3-of-3 from the field for seven points at New Mexico ... added three rebounds and one block against the Lobos ... had two points, two assists, one rebound and one block against TCU ... posted six points, three rebounds, two blocks and two steals at Colorado State ... hit 2-of-3 from the field and 2-of-3 from the line against the Rams ... tied his career high with two steals against Western Oregon ... added three points and four rebounds against the Wolves ... had two points, four rebounds and three assists against Wake Forest ... scored seven points and tied a career high with seven rebounds against Tulsa ... had three offensive rebounds and two assists against the Golden Hurricane ... had seven points two rebounds and one assist against Arizona State ... hit 3-of-3 from the field against the Sun Devils ... scored 12 points on a career-best shooting percentage of .857 [6-7] against Portland ... added three rebounds and two steals and tied a career-high with four assists against the Pilots ... had four rebounds, two blocks and two assists against Boise State ... against Utah State was 3-for-3 from the field for six points and added four rebounds, one block and one steal ... scored eight points on 4-of-5 shooting and added three assists and two blocks against Idaho State ... scored four points, grabbed five rebounds (two offensive), dished out two assists, had one block and two steals ... set career highs in points (24), field goal attempts (17) field goals (12) and field goal percentage (.706) against Cal Poly ... also had six rebounds and one steal against the Mustangs ... had three points, three rebounds and a season-high three assists against Rice ... scored nine points in the first half to go with three rebounds and one assist against North Florida ... hit 4-of-6 from the field for a new career-high 66.7 percent shooting from the field while tying a career high for field goals made. ... at Pepperdine had 10 points while hitting 3-of-5 from the field and 4-of-5 from the line ... added three boards and a steal against the Waves ... scored nine points and pulled down six rebounds against Long Beach State ... hit 3-of-6 from the field.

PLAYER SUMMARY: A two-time 4A State MVP out of Timpview High School in Provo, Miles returned from a mission for The Church of Jesus Christ of Latter-day Saints and averaged 8.6 minutes per game in 34 contests in 2007-08. He averaged 2.7 points and 2.3 rebounds in 13.6 minutes per game as a freshman for BYU in 2004-05, using his quickness and versatility to make an impact in his first season with the Cougars. An excellent shot-blocker and defender who runs the floor well, he was ranked as high as the No. 2 post player in the West out of high school.

PERSONAL: Parents are Don Miles and Julie Babb ... one of six children ... invited to the NBA Players Camp during the summer of 2003, where he was rated No. 47 among the nation's top high school players ... ranked as high as the No. 2 post player in the West ... also recruited by Gonzaga, Utah State, Utah, Kansas, Oregon State, Connecticut, UCLA, Vanderbilt, Wyoming and Texas Tech ... served a two-year mission for The Church of Jesus Christ of Latter-Day Saints to Portland, Ore. ... open major.

MILES VS. UNLV

TEAM	GP	GS	MIN	AVG	FG	FGA	PCT	3FG	FGA	PCT	FT	FTA	PCT	OFF	DEF	TOT	AVG	PF	FO	A	TO	BLK	STL	PTS	AVG	W-L
UNLV	5	1	58	11.6	7	15	.467	0	0	.000	1	4	.250	2	2	4	0.8	10	0	1	3	4	0	15	3.0	3-2

Chris Miles – 2008-09 Game-by-Game

Opponent	Date	GS	Min	TOTAL			3PTS			REBOUNDS										Pts	Avg				
				FG	FGA	Pct	3FG	FGA	Pct	FT	FTA	Pct	Off	Def	Tot	Avg	PF	FO	A			TO	Blk	Stl	
LONG BEACH STATE	11/14/08	*	25	3	6	.500	0	0	.000	3	11	.273	1	5	6	6.0	3	0	0	2	0	0	0	9	9.0
at Pepperdine	11/18/08	*	20	3	5	.600	0	0	.000	4	5	.800	0	3	3	4.5	0	0	0	2	0	1	10	9.5	
NORTH FLORIDA	11/20/08	*	20	4	6	.667	0	0	.000	1	3	.333	1	2	3	4.0	2	0	1	0	0	0	9	9.3	
RICE	11/21/08	*	16	1	1	1.000	0	0	.000	1	2	.500	2	3	5	4.3	3	0	3	2	0	0	3	7.8	
CAL POLY	11/22/08	*	28	12	17	.706	0	0	.000	0	0	.000	2	4	6	4.6	5	1	1	1	2	1	24	11.0	
at Idaho State	11-29-08	*	25	1	1	1.000	0	0	.000	2	2	1.000	2	3	5	4.7	4	0	2	1	1	2	4	9.8	
at Weber State	12-03-08	*	18	4	5	.800	0	0	.000	0	0	.000	1	2	3	4.4	1	0	0	0	2	0	8	9.6	
vs Utah State	12/06/08	*	18	3	3	1.000	0	0	.000	0	0	.000	1	0	1	4.0	4	0	1	1	1	1	6	9.1	
BOISE STATE	12/10/08	*	13	0	2	.000	0	0	.000	0	0	.000	1	3	4	4.0	3	0	2	2	2	0	0	8.1	
PORTLAND	12/13/08	*	23	6	7	.857	0	0	.000	2	2	1.000	1	2	3	3.9	2	0	4	2	0	2	12	8.5	
vs Arizona State	12/20/08	*	26	3	3	1.000	0	0	.000	1	3	.333	0	2	2	3.7	3	0	1	2	0	0	7	8.4	
at Tulsa	12/30/08	*	25	2	4	.500	0	0	.000	3	6	.500	3	4	7	4.0	3	0	2	0	0	0	7	8.3	
WAKE FOREST	1/3/09	*	17	1	3	.333	0	0	.000	0	0	.000	2	2	4	4.0	5	1	3	1	0	0	2	7.8	
WESTERN OREGON	1/6/09	*	16	1	3	.333	0	0	.000	1	2	.500	0	4	4	4.0	1	0	0	3	0	2	3	7.4	
at Colorado State	1/10/09	*	21	2	3	.667	0	0	.000	2	3	.667	1	2	3	3.9	2	0	2	2	2	2	6	7.3	
TCU	1/13/09	*	25	1	3	.333	0	0	.000	0	0	.000	0	1	1	3.8	2	0	2	1	1	0	2	7.0	
at New Mexico	01/17/09	*	20	3	3	1.000	0	0	.000	1	4	.250	2	1	3	3.7	3	0	0	4	1	0	7	7.0	
Totals			17	356	50	75	.667	0	0	.000	19	43	.442	20	43	63	3.7	46	2	24	26	12	11	119	7.0

Games played: 17
 Minutes/game: 20.9
 Points/game: 7.0
 FG Pct: 66.7
 FT Pct: 44.2

Rebounds/game: 3.7
 Assists/game: 1.4
 Turnovers/game: 1.5
 Assist/turnover ratio: 0.9
 Steals/game: 0.6
 Blocks/game: 0.7

CAREER HIGHS

POINTS: 24 vs. Cal Poly (2008)
 FG MADE: 12 vs. Cal Poly (2008)
 FG ATT: 17 vs. Cal Poly (2008)
 FG %: .857 [6-7] vs. Portland (2008)
 FT MADE: 4 vs. Santa Clara (2005), at Pepperdine (2008)
 FT ATT: 11 vs. LBSU (2008)
 FT %: 1.000 [4-4] vs. Jackson St. (2008), vs. Santa Clara (2005)
 REB: 7 at CSU (2005), at Tulsa (2008)
 ASSISTS: 4 at Wake Forest (2008), vs. Portland (2008)
 STEALS: 2, 4 times, last at Colorado State (2009)
 BLOCKS: 4 vs. Colorado State (2005)
 MINUTES: 36 at Utah (2005)

SEASON-HIGH POINTS:

First Half: 18 vs. Cal Poly
 Second Half: 8 at Pepperdine
 Game: 24 vs. Cal Poly

Percentage Minimums -
 4 FG, 2 3FG, 3 FT Made

MILES YEAR-BY-YEAR BYU STATS

YEAR	GP	GS	MIN	AVG	FG	FGA	PCT	3FG	FGA	PCT	FT	FTA	PCT	OFF	DEF	TOT	AVG	PF	FO	A	TO	BLK	STL	PTS	AVG	
2004-05	28	6	382	13.6	29	81	.358	0	0	.000	17	24	.708	28	36	64	2.3	54	0	19	0.7	20	30	5	75	2.7
2007-08	34	0	291	8.6	31	72	.431	0	0	.000	22	51	.431	20	32	52	1.5	58	1	20	0.6	24	13	9	84	2.5
Total	62	6	673	10.9	60	153	.392	0	0	.000	39	75	.520	48	68	116	1.9	112	1	39	0.6	44	43	14	159	2.6



5 PLAYERS SCORED IN DOUBLE FIGURES

1/3/09 vs. Western Oregon, 85-64 W, Tavernari-22, Fredette-13, Cummmard-12, Morgan, Jr.-12, Rose-11

6 PLAYERS SCORED IN DOUBLE FIGURES

12/22/06 vs. W. Oregon, 102-40 W, Tavernari-17, Cummmard-14, Balderson-13, Young-10, Burgess-10, Ivanovic-10

NO PLAYERS SCORED IN DOUBLE FIGURES

2/21/05 at Air Force, 39-70 L

ONE PLAYER RECORD A DOUBLE-DOUBLE

12/30/08 at Tulsa
Jonathan Tavernari, 20 points, 10 rebounds

TWO PLAYERS RECORD A DOUBLE-DOUBLE

2/2/08 at Wyoming
Trent Plaisted, 17 points, 10 rebounds
Jonathan Tavernari, 10 points, 10 rebounds

TWO DOUBLE-DIGIT REBOUNDS

2/2/08 at Wyoming
Trent Plaisted-10, Jonathan Tavernari-10

SIX PLAYERS HAD 5 OR MORE REBOUNDS

1/8/05 vs. San Diego State, Jensen-7, Hall-6, Rose-6, Meads-6, Ainge-6, Miles-5

FIVE PLAYERS HAD 6 OR MORE REBOUNDS

12/12/07 vs. Lamar, Cummmard-10, Ivanovic-9, Tavernari-8, Plaisted-7, Collinsworth-6

FOUR PLAYERS HAD 9 OR MORE REBOUNDS

12/30/06 vs. Seton Hall, Cummmard-12, Plaisted-9, Young-9, Ainge-9

TWO PLAYERS FOULED OUT

1/3/09 vs. Wake Forest
Chris Miles, Gavin MacGregor, Charles Abouo

THREE OR MORE PLAYERS FOULED OUT

1/3/09 vs. Wake Forest
Chris Miles, Gavin MacGregor, Charles Abouo

A BYU PLAYER RECEIVED A TECHNICAL FOUL

1/17/09 at New Mexico - Jonathan Tavernari

AN OPPONENT PLAYER RECEIVED A TECHNICAL FOUL

1/3/09 vs. Wake Forest - Chas McFarland

A BYU COACH RECEIVED A TECHNICAL FOUL

11/24/06 vs. SUU - Dave Rose

AN OPPONENT COACH RECEIVED A TECHNICAL FOUL

3/1/08 vs. Air Force - Coach Jeff Reynolds

A PLAYER EJECTED FROM THE GAME

11/23/02 vs. Kansas State
Travis Hansen (2 technical fouls)

A COACH EJECTED FROM THE GAME

11/30/05 vs. Lamar [at Delta Center]
Lamar coach Billy Tubbs (2 tech. fouls)

AT LEAST TWO PLAYERS SCORED 20+ POINTS

12/30/08 at Tulsa
Lee Cummmard-26, Jonathan Tavernari-20

THREE PLAYERS SCORED 20+ POINTS

1/16/03 vs. UNLV, Rafael Araujo-22, Mark Bigelow-21, Travis Hansen-20

FOUR PLAYERS SCORED 20+ POINTS

1/13/79 vs. UNM, D. Ainge-27, Scott Runia-25, Devin Durrant-20, Alan Taylor-20

TWO PLAYERS SCORED 25+ POINTS

1/12/08 Colorado State
Trent Plaisted-25, Jonathan Tavernari-25

A PLAYER SCORED 30+ POINTS

12/3/08 at Weber State, Lee Cummmard 30 points

A PLAYER ATTEMPTED 20 OR MORE FIELD GOALS

1/3/09 20, Lee Cummmard vs. No. 6 Wake Forest

A PLAYER WITH 5 OR MORE STEALS

12/6/08 vs. Utah State - Jackson Emery (5)

A PLAYER HAD DOUBLE-DIGIT ASSISTS

12/1/07 at Portland - Ben Murdock (10)

A PLAYER MADE DOUBLE-DIGIT FREE THROWS

2/21/07 vs. Colorado State, Lee Cummmard (10-10)

A PLAYER 100% AT FT LINE (MIN. 8 ATTS)

2/21/07 vs. Colorado State, Lee Cummmard (10-10)

A PLAYER 100% FROM FLOOR (MIN. 5 ATTS)

1/17/09 at New Mexico, Gavin MacGregor (5-5)

A PLAYER 100% ON TREYS (MIN. 3 ATTS)

3/1/08 vs. Air Force - Sam Burgess (3-3)

DID NOT MAKE A TREY

11/22/96 vs. CS Fullerton (0-9)

LAST TIME OPPONENT DID NOT MAKE A TREY

2/2/08 at Wyoming (0-15)

BYU HAD SIX OR FEWER TURNOVERS

12/3/08 vs. Weber State, 6

BYU COMMITTED 25-PLUS TURNOVERS

12/15/07 vs. Pepperdine, 86-67 W (29)

BYU COMMITTED 11 OR LESS TEAM FOULS IN A GAME

2/6/08 vs. TCU, 9

BYU SCORED 90 POINTS

12/13/08 vs. Portland, 91-76 W

BYU SCORED 100 POINTS

11/16/07 vs. Jackson State 100-61 W

BYU SCORED 110 POINTS

1/11/05 vs. MSU-Billings 110-70 W

BYU SCORED LESS THAN 50 POINTS IN A GAME

1/15/08 at UNLV 41-70 L

HELD OPPONENT TO LESS THAN 50 POINTS IN A GAME

11/20/08 vs. North Florida 74-41 W

BYU SCORED LESS THAN 40 POINTS IN A GAME

2/21/05 at Air Force 39-70 L

HELD OPPONENT TO LESS THAN 40 POINTS IN A GAME

11/10/07 at Long Beach State 74-34 W

SHOT 60% FG

12/13/08 vs. Portland, (.617), 29-47

OPPONENT SHOT 60% FG

12/22/05 at Utah State, (.600), 36-60

SHOT 70% FG IN A HALF

3/13/08 vs. CSU-MWVC, (.739), 17-23

DID NOT MISS A 2-POINT ATTEMPT IN A HALF

2/23/04 vs. Air Force, 13-13 inside the arc, (14-17, .824 overall)

SHOT LESS THAN 30% FG

2/21/05 at Air Force, (.280), 14-50

SHOT 100% FT

1/4/05 at Saint Mary's, 3-3

SHOT 90% FT (at least 10 attempts)

11/29/06 at Boise State, (.900), 9-10

SHOT LESS THAN 50% FT

11/20/08 vs. North Florida, (.400), 4-10

SHOT 60% THREE-POINTERS

3/9/07 vs. Wyoming-MWVC, (.643), 9-14

SHOT 70% THREE-POINTERS

1/26/08 vs. New Mexico, (.813), 13-16

OPPONENT SCORED LESS THAN 20 POINTS IN FIRST HALF

11/20/08 vs. North Florida, 12 [BYU led 35-12]

OPPONENT SCORED LESS THAN 20 POINTS IN SECOND HALF

12/22/06 vs. W. Oregon, 17 [SH, 51-17, BYU won 102-40]

BYU SCORED LESS THAN 20 POINTS IN THE FIRST HALF

2/21/05 at Air Force, 13 [BYU trailed 13-37]

BYU SCORED LESS THAN 20 POINTS IN THE SECOND HALF

1/15/00 vs. Utah, 19

OPPONENT SCORED 50 OR MORE POINTS IN A HALF

11/20/07 vs. Hartford, 51 [second half]

BYU SCORED 50 OR MORE POINTS IN FIRST HALF

3/9/07 vs. Wyoming-MWVC, 54

BYU SCORED 50 OR MORE POINTS IN SECOND HALF

12/10/08 vs. Boise State, 61

BYU SCORED 60 OR MORE POINTS IN FIRST HALF

2/25/93 vs. Sacramento St., 62

BYU SCORED 60 OR MORE POINTS IN SECOND HALF

12/10/08 vs. Boise State, 61

WON BY 50 OR MORE POINTS (largest margin ever)

12/22/06 vs. W. Oregon (62) 102-40 W

WON BY 50 OR MORE POINTS (VS. DIV. I OPPONENT)

2/25/93 vs. Sacramento State (50) 128-78 W

WON BY 40 OR MORE POINTS

11/10/07 at Long Beach State (40) 74-34 W

WON BY 30 OR MORE POINTS

12/10/08 vs. Boise State (38) 94-56 W

WON BY 25 OR MORE POINTS

1/10/09 at Colorado State (26) 86-60 W

LOST BY 35-plus POINTS

11/22/04 vs. North Carolina (36) 86-50 L

LOST BY 30-plus POINTS

2/21/05 at Air Force (31) 39-70 L

LOST BY 25-plus POINTS

1/15/08 at UNLV (29) 70-41 L

PLAYED OVERTIME GAME

2/26/08 at New Mexico, 70-69 W

WON IN SINGLE OVERTIME

2/26/08 at New Mexico, 70-69 W

LOST IN OVERTIME

12/13/06 at Lamar, 86-77 L

PLAYED A DOUBLE OT GAME

3/5/88 vs. UTEP 80-83 L 2OT

PLAYED A TRIPLE OT GAME

2/28/98 at UTEP 76-75 W 3OT

WON 15 STRAIGHT GAMES

1987-88 (17)

WON 10 STRAIGHT GAMES

2008-09 (10)

WON 9 STRAIGHT GAMES

2008-09 LBSU, at Pepperdine, North Florida, Rice, Cal Poly, at Idaho State, at WSU, vs. USU, vs. Boise State

WON 8 STRAIGHT GAMES

2008-09 LBSU, at Pepperdine, North Florida, Rice, Cal Poly, at Idaho State, at Weber State, vs. Utah State

LOST 3 STRAIGHT GAMES

2004-05 (three times)
last time - @ New Mexico, @ Air Force, @ Utah

LOST 4 STRAIGHT GAMES

2004-05 @ New Mexico, @ Air Force, @ Utah, UNLV

LOST 5 STRAIGHT

2004-05 @ UNM, @ AFA, @ Utah, UNLV, vs. UNM (at MWVC)

LOST 9 STRAIGHT

1997-98

LOST 10 STRAIGHT GAMES

1996-97 (21) - school record

PLAYED AN NCAA TOURNAMENT GAME

3/20/08 vs. Texas A&M 62-67 L

WON AN NCAA TOURNAMENT GAME

3/18/93 vs. SMU 60-71 W
Then lost to Kansas 76-90 in second round

WON TWO NCAA TOURNAMENT GAMES

1980-81 Princeton 60-51, UCLA 78-55, Notre Dame 51-50
Then lost to Virginia 60-74 L

WON THREE NCAA TOURNAMENT GAMES

1980-81 Princeton 60-51, UCLA 78-55, Notre Dame 51-50
Then lost to Virginia 60-74 L

WON FOUR NCAA TOURNAMENT GAMES

Never

PLAYED IN THE NIT

3/15/06 at Houston 67-77 L

WON AN NIT GAME

3/14/02 vs. UC Irvine 78-55 W

WON TWO NIT GAMES

1999-00 Bowling Green 81-54, So. Illinois 82-57
Then lost to Notre Dame in quarterfinals

WON THREE NIT GAMES

1985-86 NIT CHAMPIONS
1950-51 NIT CHAMPIONS

WON CONFERENCE TOURNAY

2000-01

WON CONFERENCE REGULAR SEASON

2007-08

WON CONFERENCE REGULAR SEASON OUTRIGHT

2007-08

DEFEATED A RANKED TEAM

11/23/07 vs. Louisville (6/6), 78-76

DEFEATED A RANKED TEAM AT HOME

2/3/07 vs. UNLV (NR/25), 90-63

DEFEATED A RANKED TEAM ON THE ROAD

2/27/07 at Air Force (20/25), 62-58

WAS RANKED IN THE TOP-25 AP POLL

3/10/08 Ranked 24th

WAS RANKED IN THE TOP-25 COACHES POLL

3/10/08 Ranked 23rd

FINISHED SEASON RANKED IN THE AP TOP-25 POLL

2007-08 Season - 24th (AP)

2008-09 Box Scores

2008-09 BYU Men's Basketball

BYU vs. Long Beach State - Game #1

11/14/08 7:05 p.m. at Marriott Center, Provo, Utah
VISITORS: Long Beach State 0-1

##	Player	totfg		3-pt		rebounds					pf	tp	a	to	blk	s	min	
		fg	fga	fg	fga	ft	fta	of	de	tot								
33	Gilling, Stephan	f	3	9	3	7	3	4	1	2	3	2	12	0	1	0	0	29
44	Williams, Cornel	f	4	8	3	7	0	0	1	9	10	3	11	1	0	0	1	19
24	Freeman, Brian	c	2	2	1	1	0	0	0	3	3	4	5	2	0	0	1	16
04	Morris, Donovan	g	5	14	1	5	2	2	4	4	0	4	13	3	2	0	2	31
22	Ware, Casper	g	3	9	0	1	2	0	0	3	4	7	3	5	0	0	0	29
02	Phelps, Eugene	g	4	9	0	3	1	1	2	3	1	8	0	1	0	0	17	
03	Plester, Greg	g	1	5	0	2	0	0	2	2	0	2	0	0	0	0	10	
10	Lazdasukas, Arturas	1	3	0	0	1	2	0	2	4	3	0	0	1	1	1	11	
15	Robinson, T.J.	1	2	0	0	0	0	1	1	0	2	0	0	0	0	1	4	
20	Cleary, Maurice	0	0	0	0	0	0	0	0	0	1	0	1	0	0	10		
21	Anderson, Larry	1	4	0	0	0	2	1	3	1	2	3	0	0	0	1	14	
TEAM																		
Totals.....		25	61	8	22	7	14	7	29	26	19	65	15	10	1	6	200	

TOTAL FG%	1st Half: 46.9%	2nd Half: 34.5%	Game: 41.0%	DEADBALL
3-Pt. FG%	1st Half: 33.3%	2nd Half: 40.0%	Game: 36.4%	REBOUNDS
F Throw %	1st Half: 50.0%	2nd Half: 50.0%	Game: 50.0%	3

HOME TEAM: BYU Cougars 1-0

##	Player	totfg		3-pt		rebounds					pf	tp	a	to	blk	s	min
		fg	fga	fg	fga	ft	fta	of	de	tot							
30	CUMMARD, Lee	f	13	16	3	4	2	7	11	2	36	4	1	4	2	36	
45	TAVERNARI, Jonathan	f	21	29	1	2	5	7	3	19	5	2	0	0	0	34	
54	MILES, Chris	c	3	6	0	0	3	11	1	5	6	3	9	0	2	0	25
02	MORGAN, JR., Lamont	g	0	3	0	0	0	2	3	0	2	1	0	0	1	24	
04	EMERY, Jackson	g	1	5	0	0	1	5	1	3	3	2	0	0	0	33	
01	ABDOU, Charles	0	0	0	0	0	0	2	2	0	0	0	0	0	0	8	
32	FREDETTE, Jimmer	1	7	1	4	5	6	3	3	2	8	3	2	0	0	24	
34	HARTSOCK, Noah	0	2	0	0	0	1	2	1	2	1	0	1	0	1	11	
53	MADREGOR, Gavin	0	0	0	0	0	0	0	0	2	0	0	0	0	0	5	
TEAM																	
Totals.....		26	60	6	23	17	27	10	33	43	14	75	17	11	5	3	200

TOTAL FG%	1st Half: 37.5%	2nd Half: 50.0%	Game: 43.3%	DEADBALL
3-Pt. FG%	1st Half: 26.7%	2nd Half: 25.0%	Game: 26.1%	REBOUNDS
F Throw %	1st Half: 33.3%	2nd Half: 77.8%	Game: 63.0%	5

Officials: Dick Cartmell, Mark Reischling, Shawn Leigh

Technical fouls: Long Beach State-None, BYU Cougars-None.

Attendance: 15753

Score by Periods

Long Beach State

BYU Cougars

Points in the paint:BY 30,LSBU 24, Points off turnovers:BY 12,LSBU 6.

2nd chance points:BY 5,LSBU 12, Fast break points:BY 6,LSBU 0.

Bench points:BY 17,LSBU 9, Score tied:4 times, Lead changed:9 times.

Last FG:BY 2nd:01:28, LSBU 2nd:01:17.

Largest lead:BY 10 2nd:01:03, LSBU by 7 1st:07:52.

BYU at Pepperdine - Game #2

11/18/08 7:05 p.m. at Firestone Fieldhouse, Malibu, Calif.

VISITORS: Brigham Young 2-0

##	Player	totfg		3-pt		rebounds					pf	tp	a	to	blk	s	min
		fg	fga	fg	fga	ft	fta	of	de	tot							
45	TAVERNARI, Jonathan	f	13	3	7	0	1	9	10	3	17	1	2	1	0	3	32
54	MILES, Chris	c	3	5	0	0	4	5	3	3	10	0	2	0	1	20	
04	EMERY, Jackson	g	5	9	0	2	3	5	2	2	9	9	4	0	0	2	27
30	CUMMARD, Lee	g	3	5	0	4	3	3	2	5	3	13	1	2	0	2	29
32	FREDETTE, Jimmer	g	1	10	2	5	4	5	1	0	1	16	5	2	0	1	32
01	ABDOU, Charles	5	2	1	1	6	6	2	2	1	9	1	0	1	0	13	
02	MORGAN, JR., Lamont	0	2	0	1	0	0	3	3	4	0	2	0	0	1	19	
15	ANDERSON, James	0	0	0	0	0	1	0	1	0	0	0	0	0	0	8	
20	PINGAR, Matthew	0	2	0	1	0	0	0	0	1	0	0	2	0	0	3	
34	HARTSOCK, Noah	2	3	0	2	1	2	2	6	0	1	0	0	1	0	14	
53	MADREGOR, Gavin	0	0	0	2	2	0	0	0	2	0	1	0	0	3		
TEAM																	
Totals.....		26	50	6	21	24	28	9	27	36	17	82	19	16	2	102	

TOTAL FG%	1st Half: 44.4%	2nd Half: 60.9%	Game: 52.0%	DEADBALL
3-Pt. FG%	1st Half: 23.1%	2nd Half: 37.5%	Game: 28.6%	REBOUNDS
F Throw %	1st Half: 71.4%	2nd Half: 90.5%	Game: 85.7%	3

HOME TEAM: Pepperdine 1-2

##	Player	totfg		3-pt		rebounds					pf	tp	a	to	blk	s	min
		fg	fga	fg	fga	ft	fta	of	de	tot							
15	THOMPSON, Mychel	f	2	6	1	2	0	1	0	1	2	5	3	0	1	0	26
32	DARBY, Taylor	f	3	9	0	1	2	2	3	3	7	0	0	0	0	0	20
50	AGRE, Denis	c	1	3	0	0	0	1	4	5	4	2	0	0	0	0	23
03	BELL, Keion	g	3	10	0	2	4	7	3	9	5	3	0	0	2	26	
31	HOLMES, Ryan	g	1	3	0	1	0	0	0	0	3	2	0	4	0	19	
01	SUTTLE JR., Dane	2	5	2	4	2	2	0	1	1	2	8	0	0	0	17	
14	TUCKER, Rico	1	5	0	2	0	0	1	1	0	2	0	1	0	2	12	
20	JACKSON, Lorne	1	2	0	4	5	0	0	2	6	1	1	0	1	0	11	
22	DURFE, Jonathan	3	7	2	3	0	1	1	2	2	8	0	1	0	0	21	
24	HORNBUCKLE, Mike	1	2	0	0	0	0	1	1	2	1	3	0	1	0	12	
44	MOORE, Corbin	1	1	0	0	0	0	2	2	1	2	0	2	0	0	10	
45	SHANNON, Andy	0	0	0	0	0	0	1	1	0	0	0	0	1	0	3	
TEAM																	
Totals.....		19	53	5	14	10	13	8	16	24	24	53	10	18	1	7	200

TOTAL FG%	1st Half: 40.9%	2nd Half: 32.3%	Game: 35.8%	DEADBALL
3-Pt. FG%	1st Half: 33.3%	2nd Half: 37.5%	Game: 35.7%	REBOUNDS
F Throw %	1st Half: 50.0%	2nd Half: 81.8%	Game: 76.9%	2

Officials: Dick Cartmell, Rick Batsell, Chris Rastetter

Technical fouls: Brigham Young-None, Pepperdine-None.

Attendance: 1642

Score by Periods

Brigham Young

Pepperdine

Points in the paint:BY 26,PEP 14, Points off turnovers:BY 23,PEP 12.

2nd chance points:BY 4,PEP 6, Fast break points:BY 8,PEP 1.

Bench points:BY 17,PEP 23, Score tied:0 times, Lead changed:0 times.

Last FG:BY 2nd:03:44, PEP 2nd:01:27.

Largest lead:BY 33 2nd:02:23, PEP None.

BYU vs. North Florida - Game #3

11/20/08 7:30 p.m. at Marriott Center, Provo, Utah

##	Player	totfg		3-pt		rebounds					pf	tp	a	to	blk	s	min
		fg	fga	fg	fga	ft	fta	of	de	tot							
44	GROOTHUIS, Kyle	f	0	3	0	0	2	2	0	1	1	2	2	0	0	1	16
15	RILEY, Cortez	g	3	8	0	0	0	0	5	5	1	6	2	0	0	1	19
24	LOVELACE, Cameron	g	3	12	3	8	0	0	1	1	0	9	1	0	0	25	
25	SPARKES, Germaine	g	3	8	0	0	1	1	2	3	0	6	1	0	0	0	26
32	JIANUSKA, Stan	g	2	6	0	2	2	1	3	4	0	6	1	3	0	1	23
05	SEBSON, Ian	0	0	0	0	0	0	1	1	3	0	0	0	0	0	13	
13	FAIR, Jordan	1	3	0	0	0	0	2	2	4	0	3	0	1	1	16	
22	SAULEY, Matt	2	3	0	1	1	2	3	0	5	0	2	0	2	2	21	
30	RIGINS, Zack	2	6	0	1	3	0	5	4	5	4	1	2	0	0	25	
35	AUERBACHER, Tyler	0	3	0	0	3	0	0	0	0	0	0	0	0	1	16	
TEAM																	
Totals.....		16	52	3	14	6	9	5	22	27	14	41	6	16	0	8	200

TOTAL FG%	1st Half: 20.0%	2nd Half: 40.7%	Game: 30.8%	DEADBALL
3-Pt. FG%	1st			

2008-09 Box Scores

2008-09 BYU Men's Basketball

BYU at Weber State - Game #7

12/03/08 7:05pm at Des Centers Center, Ogden, Utah
VISITORS: BYU Cougars 7-0

		totfg		3-pt		rebounds											
#	Player	fg	fga	fg	fga	fta	fta	of	de	tot	pf	tp	a	to	bks	s	min
30	CUMMARD, Lee	f	12	13	4	3	4	0	4	4	2	30	3	1	0	0	31
25	NOONAN, Paul	f	4	13	7	2	2	1	6	7	1	11	6	1	1	0	27
54	MILES, Chris	c	4	5	0	0	0	1	2	3	1	8	0	0	0	0	18
04	EMERY, Jackson	g	2	3	2	3	0	0	2	2	3	6	2	0	0	2	19
32	FREDETTE, Jimmer	g	7	10	4	6	0	0	2	2	1	16	7	2	0	1	35
01	ABDUQ, Charles	1	4	0	2	0	0	2	0	2	0	2	1	1	0	0	9
02	MORGAN, JR., Lamont	2	7	1	3	4	4	1	1	2	1	9	1	1	0	1	27
05	ROSE, Archie	0	1	0	0	1	1	5	6	1	0	0	0	0	0	0	9
15	ANDERSON, James	3	4	0	0	0	0	1	1	3	6	0	0	0	0	0	10
20	PINEGAR, Matthew	0	0	0	0	0	0	0	0	0	0	0	0	0	0	0	3
53	MAGREGOR, Gavin	0	1	0	0	2	2	2	2	5	2	0	0	0	0	0	12
TEAM																	
Totals.....		35	61	11	25	11	13	9	27	36	18	92	20	6	2	5	200

TOTAL FG%	1st Half: 11:25 44.0%	2nd Half: 10:27 37.0%	Game: 40.4%	DEADBALL
3-Pt. FG%	1st Half: 2:7 26.6%	2nd Half: 3:15 20.0%	Game: 22.7%	REBOUNDS
F Throw %	1st Half: 11:12 91.7%	2nd Half: 5:7 71.4%	Game: 84.2%	0.1

HOME TEAM: Weber State 2-4

		totfg		3-pt		rebounds											
#	Player	fg	fga	fg	fga	fta	fta	of	de	tot	pf	tp	a	to	bks	s	min
01	LILLARD, Damian	f	1	4	0	3	0	0	2	2	2	2	1	3	0	0	23
03	BULLINGER, Kyle	f	5	10	3	6	3	5	5	5	2	16	2	1	0	0	32
40	PANOS, Steve	c	4	7	0	0	4	8	4	4	3	12	0	1	0	0	25
12	HANSEN, Nick	g	0	3	0	3	2	3	0	0	1	2	3	2	0	1	22
33	McCOY, Kellen	g	2	4	1	3	2	0	1	1	2	7	1	4	0	0	23
04	COTTLE, Josh	0	0	0	0	0	0	0	0	0	0	0	0	0	0	1	1
15	BENSON, J.	0	0	0	0	0	0	0	0	0	0	0	0	0	0	0	3
21	RAMOS, Marco	0	1	0	0	0	0	0	0	0	0	0	0	0	0	0	2
24	CARSON, Marcus	1	2	0	0	1	1	1	1	2	3	0	1	0	0	0	20
31	DAVIS, Dawin	4	8	1	4	1	2	0	1	1	4	10	0	1	2	0	25
32	MAHONEY, Darin	0	1	0	0	2	2	1	2	0	2	0	0	0	0	0	7
55	MORRIS, Trevor	4	6	0	0	0	1	3	4	2	8	0	2	0	0	0	17
TEAM																	
Totals.....		21	46	5	19	15	23	2	19	21	18	62	7	15	2	1	200

TOTAL FG%	1st Half: 14:24 53.3%	2nd Half: 7:22 31.8%	Game: 45.7%	DEADBALL
3-Pt. FG%	1st Half: 4:10 40.0%	2nd Half: 1:9 11.1%	Game: 26.3%	REBOUNDS
F Throw %	1st Half: 7:9 77.8%	2nd Half: 8:14 57.1%	Game: 65.2%	4

Officials: Ruben Ramos, Shawn Leigh, Chris Rastatter.

Technical fouls: Brigham Young-None. Weber State-None.

Attendance: 5672

Score by Periods	1st	2nd	Total
Brigham Young	46	46	92
Weber State	39	23	62

Points in the paint:BY 24,WSU 22. Points off turnovers:BY 22,WSU 4.
2nd chance points:BY 8,WSU 2. Fast break points:BY 8,WSU 0.
Bench points:BY 19,WSU 23. Score tied 2 times. Lead changed 6 times.
Last FG:BY 2nd:01:42. WSU 2nd:07:40.
Largest lead:BY by 32 2nd:01:42. WSU by 4 1st:09:48.

BYU vs Utah State - Game #8

12/06/08 5:07 pm. at Salt Lake City, UT(EnergySolutionsArena)

VISITORS: Utah State 5-1

		totfg		3-pt		rebounds											
#	Player	fg	fga	fg	fga	fta	fta	of	de	tot	pf	tp	a	to	bks	s	min
42	Wesley, Tai	f	4	8	0	0	4	5	4	2	6	5	12	4	1	0	24
55	Wilkinson, Gary	f	6	11	0	10	11	2	7	9	2	22	2	3	1	1	31
21	Guayle, Jared	g	3	8	1	5	0	0	2	5	7	2	7	2	0	0	25
24	Newbold, Tyler	g	4	9	3	5	0	1	2	7	9	3	11	1	0	0	28
25	Myers, Jason	g	1	7	1	7	0	0	0	5	3	2	5	0	1	0	25
05	Williams, Pook	1	3	0	1	0	0	1	2	1	2	0	1	0	0	0	16
12	Seagr, Jeremy	0	1	0	0	0	0	0	0	2	0	2	0	1	0	15	
14	Williams, Stawon	0	2	0	2	0	0	0	0	0	0	1	0	0	0	11	
44	Formisano, Matt	2	3	0	0	2	2	1	2	3	0	6	1	2	0	0	15
TEAM																	
Totals.....		21	52	5	22	16	19	14	25	39	20	63	15	17	2	5	200

TOTAL FG%	1st Half: 16:31 51.6%	2nd Half: 19:30 63.3%	Game: 57.4%	DEADBALL
3-Pt. FG%	1st Half: 8:16 50.0%	2nd Half: 3:9 33.3%	Game: 44.0%	REBOUNDS
F Throw %	1st Half: 6:6 100%	2nd Half: 5:7 71.4%	Game: 84.6%	0

HOME TEAM: BYU Cougars 8-0

		totfg		3-pt		rebounds											
#	Player	fg	fga	fg	fga	fta	fta	of	de	tot	pf	tp	a	to	bks	s	min
45	TAVERNARI, Jonathan	f	7	13	3	9	7	8	2	7	9	3	24	1	1	4	39
54	MILES, Chris	f	3	3	0	0	0	0	1	0	1	4	6	1	1	1	18
04	EMERY, Jackson	g	2	5	1	2	4	8	1	5	6	1	9	3	0	1	37
30	CUMMARD, Lee	g	2	9	1	2	1	1	0	1	5	6	4	0	1	0	27
32	FREDETTE, Jimmer	g	6	13	3	6	1	3	4	5	0	16	2	1	0	0	35
01	ABDUQ, Charles	0	1	0	0	0	0	0	0	0	0	1	1	0	0	3	
02	MORGAN, JR., Lamont	0	2	0	0	0	0	1	1	0	0	0	0	0	0	0	18
05	ROSE, Archie	0	0	0	0	0	0	0	0	0	0	0	0	0	0	0	1
15	ANDERSON, James	0	0	0	0	0	0	0	0	0	2	0	0	0	0	0	2
53	MAGREGOR, Gavin	2	3	0	0	3	4	1	1	2	3	7	1	0	2	1	20
TEAM																	
Totals.....		22	53	8	19	16	24	7	20	27	18	68	14	9	6	12	200

TOTAL FG%	1st Half: 14:28 50.0%	2nd Half: 8:25 32.0%	Game: 41.5%	DEADBALL
3-Pt. FG%	1st Half: 7:15 46.7%	2nd Half: 1:4 25.0%	Game: 42.1%	REBOUNDS
F Throw %	1st Half: 3:3 100%	2nd Half: 13:21 61.9%	Game: 66.7%	6

Officials: Randy McCall, Larry Spaulding, Michael Irving

Technical fouls: Utah State-None. Brigham Young-None.

Attendance: 13890

Score by Periods	1st	2nd	Total
Utah State	35	28	63
Brigham Young	38	30	68

Points in the paint:USU 22,BYU 20. Points off turnovers:USU 6,BYU 15.
2nd chance points:USU 16,BYU 6. Fast break points:USU 0,BYU 0.
Bench points:USU 9,BYU 7. Score tied 3 times. Lead changed 7 times.
Last FG:USU 2nd:00:07. BYU 2nd:02:47.
Largest lead:USU by 1 1st:19:41. BYU by 10 1st:03:46.

BYU vs. Boise State - Game #9

12/10/08 8:05 pm at Marriott Center, Provo, Utah

		totfg		3-pt		rebounds											
#	Player	fg	fga	fg	fga	fta	fta	of	de	tot	pf	tp	a	to	bks	s	min
03	Okye, Ike	f	4	7	0	0	1	1	1	3	4	1	9	1	1	1	19
25	Noonan, Paul	f	1	3	1	3	2	0	2	2	1	4	2	6	1	0	21
43	Sanchez, Mark	f	4	12	0	1	3	3	6	9	1	9	1	0	0	0	25
04	Greene, Jamar	g	0	3	0	1	0	0	0	3	4	0	3	3	0	0	26
11	Thomas, Anthony	g	0	5	0	3	0	0	1	1	4	0	2	6	0	0	20
01	Rouse, Shawn	0	3	0	3	0	0	0	0	1	1	0	0	0	0	0	7
12	Garner, Aaron	g	7	13	2	2	2	0	3	3	1	9	0	0	0	0	26
14	Larsen, Nate	0	1	0	1	0	0	0	0	1	0	0	0	0	0	0	3
20	Imeldy, Sean	1	4	0	0	1	2	5	1	2	0	0	0	0	0	0	15
24	Anderson, LaShard	0	5	0	1	0	0	0	4	4	1	0	4	7	0	2	18
32	Moritz, Zack	3	5	0	0	0	0	3	0	3	1	6	0	0	0	0	5
50	Cunningham, Kurt	3	5	0	1	1	3	0	3	2	7	1	2	0	0	0	15
TEAM																	
Totals.....		23	66	4	20	6	10	16	27	43	19	56					

2008-09 Box Scores

2008-09 BYU Men's Basketball

BYU vs. Wake Forest – Game #13

1/3/09 6:05 pm at Marriott Center, Provo, Utah
VISITORS: Wake Forest: 13-0

#	Player	totfg	fg	fga	3pt	fta	ft	fta	of	de	tot	pf	tp	a	to	blk	s	min
01	Aminu,AiFarouq	f	5	8	1	2	3	3	1	6	7	4	14	0	3	3	0	33
23	Johnson,James	f	9	14	2	3	5	4	11	15	2	22	2	2	2	1	31	
13	McFarland,Chas	c	3	7	0	1	3	6	1	4	5	3	9	2	3	1	0	27
00	Teague,Jeff	g	8	12	4	2	12	4	4	4	3	30	4	1	0	1	37	
02	Williams,L.D.	g	3	9	1	3	4	8	0	1	1	11	3	1	0	1	27	
02	Clark,Kory	g	3	9	1	2	3	0	0	0	0	0	0	0	0	0	2	
04	Hale,Harvey	g	1	3	0	2	0	0	0	3	3	2	0	0	0	0	9	
10	Smith,Ishmael	g	3	10	2	0	0	1	2	3	4	6	3	2	0	0	3	26
44	Weaver,David	g	0	0	0	0	0	0	0	0	0	1	0	0	0	0	0	5
55	Woods,Tony	g	0	1	0	0	0	0	0	0	0	0	0	0	0	0	0	3
TEAM																		
Totals.....		32	64	5	16	25	36	9	33	42	21	94	14	13	6	200		

TOTAL FG%	1st Half: 17.33 51.5%	2nd Half: 15.31 48.4%	Game: 50.0%	DEADB
3Pt. FG%	1st Half: 27.28 6.9%	2nd Half: 3.9 33.3%	Game: 31.3%	REBOUNDS
F Throw %	1st Half: 9.11 61.8%	2nd Half: 16.25 64.0%	Game: 69.4%	5

HOME TEAM: BYU Cougars 11-2

#	Player	totfg	fg	fga	3pt	fta	ft	fta	of	de	tot	pf	tp	a	to	blk	s	min
30	CUMMARD, Lee	f	6	20	0	4	5	7	2	6	8	3	17	3	0	0	1	29
45	TAVERNARI, Jonathanf	f	7	17	4	13	0	0	4	5	9	2	18	0	1	0	0	36
54	MILES, Chris	c	1	3	0	0	0	0	2	2	4	5	2	3	1	0	0	17
04	EMERY, Jackson	g	4	10	2	7	3	4	4	1	5	4	13	3	2	0	0	26
32	FREDETTE, Jimmer	g	9	17	3	6	2	3	1	2	1	23	9	5	0	2	38	
01	ABDUQ, Charles	g	1	4	0	2	3	4	5	5	10	1	1	0	0	0	23	
02	MORGAN, JR., Lamont	g	0	0	0	0	0	0	0	0	0	4	1	0	2	2	0	6
05	ROSE, Archie	g	0	0	0	0	0	0	0	0	0	0	0	0	0	0	0	3
15	ANDERSON, James	g	0	0	0	0	0	0	0	0	0	0	0	0	0	0	0	0
34	HARTSOCK, Noah	g	0	0	0	0	0	0	0	0	0	0	0	0	0	0	0	1
53	MACGREGOR, Gavin	g	1	2	0	0	2	3	1	4	5	4	0	1	0	1	0	21
TEAM																		
Totals.....		31	77	10	32	15	20	46	28	87	21	13	0	6	200			

TOTAL FG%	1st Half: 17.35 46.6%	2nd Half: 14.47 33.3%	Game: 40.3%	DEADB
3Pt. FG%	1st Half: 6.15 40.0%	2nd Half: 4.17 23.3%	Game: 31.3%	REBOUNDS
F Throw %	1st Half: 8.8 100%	2nd Half: 7.12 58.3%	Game: 75.0%	1

Officials: Joe Demayo, Kevin O'Connell, DJ Carstensen
Technical fouls: Wake Forest-McFarland,Chas; BYU Cougars-None.
Attendance: 23096
Score by Periods: 1st 2nd Total
Wake Forest: 45 49 94
BYU Cougars: 48 39 87

Points in the paint-WF 36;BY 35. Points off turnovers-WF 21;BY 25.
2nd chance points-WF 14;BY 17. Fast break points-WF 8;BY 13.
Bench points-WF 8;BY 14. Score tied-10 times. Lead changed-11 times.
Last FG-WF 2nd 01:29, BY 2nd 02:10.
Largest lead-WF by 9 1st-16:47, BY by 8 2nd-14:37.

BYU vs. Western Oregon – Game #14

1/6/09 7:35 pm at Marriott Center, Provo, Utah
VISITORS: Western Oregon 6-5

#	Player	totfg	fg	fga	3pt	fta	ft	fta	of	de	tot	pf	tp	a	to	blk	s	min
30	KUHNS, Travis	f	5	10	4	7	1	3	1	6	7	2	15	2	2	0	0	34
32	RATCLIFF, Stanley	f	6	7	0	0	2	1	2	2	12	0	0	0	1	1	0	32
23	MCLAUGHLIN, Mike	c	4	12	0	1	4	0	12	12	12	1	5	1	0	0	29	
03	WHEADON, Blair	g	3	8	1	2	0	1	3	4	2	7	4	2	1	2	0	39
24	KELLY, Sam	g	5	17	1	7	0	0	1	3	4	4	11	2	2	0	0	39
04	SCHMIDT, Matt	g	1	6	0	2	1	2	1	2	3	3	1	3	0	0	0	34
05	HARRIS, Marcus	g	0	1	0	0	0	0	0	0	0	0	0	0	0	0	0	1
12	BOURNE, Alex	g	0	0	0	0	0	0	0	0	0	0	0	0	0	0	0	1
33	BLOK, Tyler	g	1	3	1	2	1	0	1	1	5	4	1	0	0	0	0	8
55	THRASH, Gabe	g	1	0	0	0	0	0	0	0	0	0	0	0	0	0	0	3
TEAM																		
Totals.....		25	65	7	23	7	13	9	27	36	20	64	11	15	4	6	200	

TOTAL FG%	1st Half: 12.31 38.7%	2nd Half: 13.34 38.2%	Game: 38.5%	DEADB
3Pt. FG%	1st Half: 5.11 45.5%	2nd Half: 2.12 16.7%	Game: 30.4%	REBOUNDS
F Throw %	1st Half: 4.7 57.1%	2nd Half: 3.6 50.0%	Game: 53.8%	4

HOME TEAM: BYU Cougars 12-2

#	Player	totfg	fg	fga	3pt	fta	ft	fta	of	de	tot	pf	tp	a	to	blk	s	min
30	CUMMARD, Lee	f	5	11	0	2	2	2	0	5	5	1	12	3	1	1	2	27
45	TAVERNARI, Jonathanf	g	8	15	2	5	4	6	2	7	9	0	22	1	1	1	3	27
54	MILES, Chris	c	1	3	0	0	1	2	0	4	1	3	0	3	0	0	0	16
04	EMERY, Jackson	g	0	2	0	0	1	2	1	4	5	2	1	3	2	0	0	25
32	FREDETTE, Jimmer	g	5	12	0	2	3	1	2	3	1	3	14	1	0	0	0	24
01	ABDUQ, Charles	g	2	6	0	1	0	0	0	4	4	0	4	1	1	0	1	19
02	MORGAN, JR., Lamont	g	4	5	2	2	4	0	1	1	1	1	12	3	1	0	1	22
05	ROSE, Archie	g	2	4	1	1	6	6	2	1	3	1	11	0	0	0	0	17
15	ANDERSON, James	g	0	0	0	0	0	0	0	0	0	0	0	0	0	0	0	1
20	PINESAR, Matthew	g	0	0	0	0	0	0	0	0	0	0	0	0	0	0	0	1
34	HARTSOCK, Noah	g	2	3	0	0	3	4	1	3	4	3	7	0	1	3	1	17
53	MACGREGOR, Gavin	g	0	0	0	0	0	1	2	0	0	0	0	0	0	0	0	4
TEAM																		
Totals.....		29	61	5	13	22	29	10	33	9	85	15	11	5	11	5	200	

TOTAL FG%	1st Half: 14.32 43.8%	2nd Half: 15.29 51.7%	Game: 47.5%	DEADB
3Pt. FG%	1st Half: 2.6 33.3%	2nd Half: 3.7 42.9%	Game: 38.5%	REBOUNDS
F Throw %	1st Half: 12.16 75.0%	2nd Half: 10.13 76.9%	Game: 75.9%	2

Officials: Ronnie Hernandez, Duane Allen, Casey McClellan
Technical fouls: Western Oregon-None; BYU Cougars-None.
Attendance: 8885
Score by Periods: 1st 2nd Total
Western Oregon: 33 31 64
BYU Cougars: 42 43 85

Points in the paint-WOU 22;BY 40. Points off turnovers-WOU 8;BY 13.
2nd chance points-WOU 8;BY 14. Fast break points-WOU 2;BY 14.
Bench points-WOU 7;BY 34. Score tied-1 times. Lead changed-2 times.
Last FG-WOU 2nd 02:32, BY 2nd 00:38.
Largest lead-WOU by 11 1st-17:17, BY by 21 2nd-00:38.

BYU at Colorado State – Game #15

1/10/09 1:01 PM at Moby Arena (Fort Collins, Colo.)
VISITORS: BYU 13-2 (1-0)

#	Player	totfg	fg	fga	3pt	fta	ft	fta	of	de	tot	pf	tp	a	to	blk	s	min
45	TAVERNARI, Jonathanf	g	3	9	1	2	0	0	1	4	5	3	7	1	2	0	1	17
54	MILES, Chris	c	2	3	0	0	2	0	3	1	2	3	2	6	2	2	2	21
04	EMERY, Jackson	g	3	5	2	4	0	0	0	3	3	2	8	3	1	2	0	20
30	CUMMARD, Lee	g	8	10	2	2	0	0	3	5	8	2	18	2	1	0	1	23
32	FREDETTE, Jimmer	g	6	12	2	6	1	1	0	3	3	0	15	4	2	0	0	21
01	ABDUQ, Charles	g	3	5	2	2	0	0	1	3	4	1	8	1	2	0	0	20
02	MORGAN, JR., Lamont	g	5	8	1	2	0	0	0	3	3	1	13	2	0	0	1	23
05	ROSE, Archie	g	2	3	0	0	0	0	0	3	3	1	4	1	1	0	0	11
15	ANDERSON, James	g	1	0	0	0	0	0	0	0	0	0	0	0	0	0	0	5
20	PINESAR, Matthew	g	0	0	0	0	0	0	0	0	0	0	0	0	0	0	0	3
34	HARTSOCK, Noah	g	1	0	0	0	1	2	0	1	1	3	1	0	0	0	0	12
53	MACGREGOR, Gavin	g	4	6	0	0	0	2	1	3	4	8	0	0	1	0	1	14
TEAM																		
Totals.....		36	63	10	19	4	8	10	28	38	22	86	16	16	5	10	200	

TOTAL FG%	1st Half: 19.34 55.9%	2nd Half: 17.29 58.6%	Game: 57.1%	DEADB
3Pt. FG%	1st Half: 5.9 55.6%	2nd Half: 5.10 50.0%	Game: 52.6%	REBOUNDS
F Throw %	1st Half: 3.4 75.0%	2nd Half: 1.4 25.0%	Game: 50.0%	1

HOME TEAM: Colorado State 5-11 (0-2)

#	Player	totfg	fg	fga	3pt	fta	ft	fta	of	de	tot	pf	tp	a	to	blk	s	min
01	FRANKLIN, Travis	f	2	4	0	0	1	1	0	1	0	1	4	1	2	0	0	20
13	McFARLAND, Andre	f	1	7	0	0	0	0	2	4	0	2	1	0	1	0	0	25
32	GIGGE, Andy	f	6	13	0	0	0	0	3	5	8	3	12	0	4	0	1	23
11	CARR, Jesse	g	1	4	0	1	1	2	0	1	1	1	3	1	2	1	0	19
43	GARDNER, Willis	g	2	7	0	2	3	0	0	0	0	6	0	1	0	1	0	26
03	CLAYMAN, Flynn	g	0	0	0	0	0	0	0	1	1	0	0	0	0	0	0	2
04	WALKER, Marcus	g	3	9	1	3	5	5	0	2	2	12	0	5	0	0	0	26
12	NIGON, Adam	g	2	4	0	3	1	2	1	2	3	1	0	1	1	1	1	18
15	ANNESE, Mike	g	0	2	1	1	0	0	0	0	0	0	5	0	0	0	2	3
20	PERRY, Harvey	g	0	2	0	1	0	0	0	2	2	4	0	0				

BYU Cougars Combined Team Statistics (as of Jan 17, 2009)
All games

RECORD:	OVERALL	HOME	AWAY	NEUTRAL
ALL GAMES	14-3	8-1	5-1	1-1
CONFERENCE	2-1	1-0	1-1	0-0
NON-CONFERENCE	12-2	7-1	4-0	1-1

##	Player	gp-gs	min	avg	Total		3-Point		F-Throw		Rebounds			pf	dq	a	to	blk	stl	pts	avg			
					fg-fga	fg%	3fg-fga	3fg%	ft-fa	ft%	off	def	tot											
30	CUMMARD, Lee	17-17	510	30.0	112-200	.560	19-47	.404	54-65	.831	29	75	104	6.1	42	1	54	26	12	16	297	17.5		
45	TAVERNARI, Jonathan	17-17	511	30.1	113-254	.445	45-130	.346	22-28	.786	20	98	118	6.9	36	0	37	24	7	29	293	17.2		
32	FREDETTE, Jimmer	17-16	522	30.7	90-184	.489	26-68	.382	43-51	.843	10	31	41	2.4	19	0	77	43	1	23	249	14.6		
04	EMERY, Jackson	17-17	460	27.1	46-91	.505	21-56	.375	22-33	.667	6	62	68	4.0	40	2	55	21	6	23	135	7.9		
54	MILES, Chris	17-17	356	20.9	50-75	.667	0-0	.000	19-43	.442	20	43	63	3.7	46	2	24	26	12	11	119	7.0		
02	MORGAN, JR, Lamont	17-1	304	17.9	25-53	.472	10-22	.455	14-24	.583	8	25	33	1.9	21	0	26	32	0	11	74	4.4		
01	ABOUO, Charles	17-0	236	13.9	19-46	.413	5-14	.357	22-30	.733	7	33	40	2.4	20	1	10	16	2	5	65	3.8		
05	ROSE, Archie	11-0	100	9.1	7-19	.368	2-3	.667	21-25	.840	11	19	30	2.7	13	0	3	4	0	2	37	3.4		
53	MACGREGOR, Gavin	15-0	165	11.0	15-24	.625	0-0	.000	16-28	.571	16	25	41	2.7	34	2	2	6	4	2	46	3.1		
34	HARTSOCK, Noah	11-0	102	9.3	8-15	.533	0-0	.000	7-10	.700	7	13	20	1.8	16	0	2	3	4	2	23	2.1		
15	ANDERSON, James	13-0	93	7.2	10-20	.500	0-0	.000	2-5	.400	7	11	18	1.4	20	0	3	1	8	3	22	1.7		
20	PINEGAR, Matthew	9-0	41	4.6	1-6	.167	0-5	.000	0-0	.000	0	2	2	0.2	1	0	1	6	0	2	2	0.2		
Team											23	35	58											
Total.....		17	3400		496-987	.503	128-345	.371	242-342	.708	164	472	636	37.4	308	8	294	208	56	129	1362	80.1		
Opponents.....		17	3400		395-981	.403	94-322	.292	217-322	.674	168	383	551	32.4	313	6	195	245	35	95	1101	64.8		

TEAM STATISTICS	BY	OPP	Date	Opponent	Score	Att.
SCORING	1362	1101	11/14/08	LONG BEACH STATE	w 75-65	15753
Points per game	80.1	64.8	11/18/08	at Pepperdine	w 82-53	1642
Scoring margin	+15.4	-	11/20/08	NORTH FLORIDA	w 74-41	7778
FIELD GOALS-ATT	496-987	395-981	11/21/08	RICE	w 83-52	9277
Field goal pct	.503	.403	11/22/08	CAL POLY	w 76-64	7782
3 POINT FG-ATT	128-345	94-322	11-29-08	at Idaho State	w 85-65	4374
3-point FG pct	.371	.292	12-03-08	at Weber State	w 92-62	5672
3-pt FG made per game	7.5	5.5	12/06/08	vs Utah State	w 68-63	13890
FREE THROWS-ATT	242-342	217-322	12/10/08	BOISE STATE	w 94-56	10506
Free throw pct	.708	.674	12/13/08	PORTLAND PILOTS	w 91-76	9418
F-Throws made per game	14.2	12.8	12-20-08	vs Arizona State	L 75-76	10431
REBOUNDS	636	551	12/30/08	at Tulsa	w 74-68	5545
Rebounds per game	37.4	32.4	1/3/09	WAKE FOREST	L 87-94	23096
Rebounding margin	+5.0	-	1/6/09	WESTERN OREGON	w 85-64	8885
ASSISTS	294	195	* 1/10/09	at Colorado State	w 86-60	2958
Assists per game	17.3	11.5	* 1/13/09	TCU HORNED FROGS	w 73-61	11065
TURNOVERS	208	245	* 01/17/09	at New Mexico	L 62-81	15277
Turnovers per game	12.2	14.4	* - Conference game			
Turnover margin	+2.2	-				
Assist/turnover ratio	1.4	0.8				
STEALS	129	95				
Steals per game	7.6	5.6				
BLOCKS	56	35				
Blocks per game	3.3	2.1				
ATTENDANCE	103560	59789				
Home games-Avg/Game	9-11507	6-5911				
Neutral site-Avg/Game	-	2-12160				

Score by Periods	1st	2nd	Totals
BYU Cougars	671	691	1362
Opponents	530	571	1101

BYU Cougars Category Leaders (as of Jan 17, 2009)
All games

Points	G	Pts	Pts/G	Scoring Average	G	Pts	Avg/G
CUMMARD, Lee	17	297	17.5	CUMMARD, Lee	17	297	17.5
TAVERNARI, Jonathan	17	293	17.2	TAVERNARI, Jonathan	17	293	17.2
FREDETTE, Jimmer	17	249	14.6	FREDETTE, Jimmer	17	249	14.6
EMERY, Jackson	17	135	7.9	EMERY, Jackson	17	135	7.9
MILES, Chris	17	119	7.0	MILES, Chris	17	119	7.0
MORGAN,JR, Lamont	17	74	4.4	MORGAN,JR, Lamont	17	74	4.4
ABOUO, Charles	17	65	3.8	ABOUO, Charles	17	65	3.8
MACGREGOR, Gavin	15	46	3.1	ROSE, Archie	11	37	3.4
ROSE, Archie	11	37	3.4	MACGREGOR, Gavin	15	46	3.1
HARTSOCK, Noah	11	23	2.1	HARTSOCK, Noah	11	23	2.1
ANDERSON, James	13	22	1.7	ANDERSON, James	13	22	1.7
PINEGAR, Matthew	9	2	0.2	PINEGAR, Matthew	9	2	0.2

FG Percentage	FG	Att	Pct	Field Goal Attempts	G	Att	Att/G
MILES, Chris	50	75	.667	TAVERNARI, Jonathan	17	254	14.9
MACGREGOR, Gavin	15	24	.625	CUMMARD, Lee	17	200	11.8
CUMMARD, Lee	112	200	.560	FREDETTE, Jimmer	17	184	10.8
HARTSOCK, Noah	8	15	.533	EMERY, Jackson	17	91	5.4
EMERY, Jackson	46	91	.505	MILES, Chris	17	75	4.4
ANDERSON, James	10	20	.500	Field Goals Made	G	Made	Made/G
FREDETTE, Jimmer	90	184	.489	TAVERNARI, Jonathan	17	113	6.6
MORGAN,JR, Lamont	25	53	.472	CUMMARD, Lee	17	112	6.6
TAVERNARI, Jonathan	113	254	.445	FREDETTE, Jimmer	17	90	5.3
ABOUO, Charles	19	46	.413	MILES, Chris	17	50	2.9
ROSE, Archie	7	19	.368	EMERY, Jackson	17	46	2.7
PINEGAR, Matthew	1	6	.167				

3-Point Percentage	3FG	Att	Pct	3-Point FG Attempts	G	Att	Att/G
ROSE, Archie	2	3	.667	TAVERNARI, Jonathan	17	130	7.6
MORGAN,JR, Lamont	10	22	.455	FREDETTE, Jimmer	17	68	4.0
CUMMARD, Lee	19	47	.404	EMERY, Jackson	17	56	3.3
FREDETTE, Jimmer	26	68	.382	CUMMARD, Lee	17	47	2.8
EMERY, Jackson	21	56	.375	MORGAN,JR, Lamont	17	22	1.3
ABOUO, Charles	5	14	.357	3-Point FG Made	G	Made	Made/G
TAVERNARI, Jonathan	45	130	.346	TAVERNARI, Jonathan	17	45	2.6
PINEGAR, Matthew	0	5	.000	FREDETTE, Jimmer	17	26	1.5
				EMERY, Jackson	17	21	1.2
				CUMMARD, Lee	17	19	1.1
				MORGAN,JR, Lamont	17	10	0.6

Free Throw Percent	FG	Att	Pct	Free Throw Attempts	G	Att	Att/G
FREDETTE, Jimmer	43	51	.843	CUMMARD, Lee	17	65	3.8
ROSE, Archie	21	25	.840	FREDETTE, Jimmer	17	51	3.0
CUMMARD, Lee	54	65	.831	MILES, Chris	17	43	2.5
TAVERNARI, Jonathan	22	28	.786	EMERY, Jackson	17	33	1.9
ABOUO, Charles	22	30	.733	ABOUO, Charles	17	30	1.8
HARTSOCK, Noah	7	10	.700	Free Throws Made	G	Made	Made/G
EMERY, Jackson	22	33	.667	CUMMARD, Lee	17	54	3.2
MORGAN,JR, Lamont	14	24	.583	FREDETTE, Jimmer	17	43	2.5
MACGREGOR, Gavin	16	28	.571	ABOUO, Charles	17	22	1.3
MILES, Chris	19	43	.442	TAVERNARI, Jonathan	17	22	1.3
ANDERSON, James	2	5	.400	EMERY, Jackson	17	22	1.3

BYU Cougars Category Leaders (as of Jan 17, 2009)

All games

Rebounds	G	Reb	Reb/G
TAVERNARI, Jonathan	17	118	6.9
CUMMARD, Lee	17	104	6.1
EMERY, Jackson	17	68	4.0
MILES, Chris	17	63	3.7
FREDETTE, Jimmer	17	41	2.4
MACGREGOR, Gavin	15	41	2.7

Rebound Average	G	Reb	Avg/G
TAVERNARI, Jonathan	17	118	6.9
CUMMARD, Lee	17	104	6.1
EMERY, Jackson	17	68	4.0
MILES, Chris	17	63	3.7
MACGREGOR, Gavin	15	41	2.7

Offensive Rebounds	G	No.	Avg/G
CUMMARD, Lee	17	29	1.7
MILES, Chris	17	20	1.2
TAVERNARI, Jonathan	17	20	1.2
MACGREGOR, Gavin	15	16	1.1
ROSE, Archie	11	11	1.0

Defensive Rebounds	G	No.	Avg/G
TAVERNARI, Jonathan	17	98	5.8
CUMMARD, Lee	17	75	4.4
EMERY, Jackson	17	62	3.6
MILES, Chris	17	43	2.5
ABOUO, Charles	17	33	1.9

Fouls	G	No.	Per/G
MILES, Chris	17	46	2.7
CUMMARD, Lee	17	42	2.5
EMERY, Jackson	17	40	2.4
TAVERNARI, Jonathan	17	36	2.1
MACGREGOR, Gavin	15	34	2.3

Foulsouts	G	No.
MILES, Chris	17	2
MACGREGOR, Gavin	15	2
EMERY, Jackson	17	2
CUMMARD, Lee	17	1
ABOUO, Charles	17	1

Assists	G	No.	Ast/G
FREDETTE, Jimmer	17	77	4.5
EMERY, Jackson	17	55	3.2
CUMMARD, Lee	17	54	3.2
TAVERNARI, Jonathan	17	37	2.2
MORGAN, JR, Lamont	17	26	1.5

Steals	G	No.	Stl/G
TAVERNARI, Jonathan	17	29	1.7
EMERY, Jackson	17	23	1.4
FREDETTE, Jimmer	17	23	1.4
CUMMARD, Lee	17	16	0.9
MORGAN, JR, Lamont	17	11	0.6
MILES, Chris	17	11	0.6

Blocked Shots	G	No.	Blk/G
CUMMARD, Lee	17	12	0.7
MILES, Chris	17	12	0.7
ANDERSON, James	13	8	0.6
TAVERNARI, Jonathan	17	7	0.4
EMERY, Jackson	17	6	0.4

Minutes	G	No.	Min/G
FREDETTE, Jimmer	17	522	30.7
TAVERNARI, Jonathan	17	511	30.1
CUMMARD, Lee	17	510	30.0
EMERY, Jackson	17	460	27.1
MILES, Chris	17	356	20.9

Turnovers	G	No.	TO/G
FREDETTE, Jimmer	17	43	2.5
MORGAN, JR, Lamont	17	32	1.9
CUMMARD, Lee	17	26	1.5
MILES, Chris	17	26	1.5
TAVERNARI, Jonathan	17	24	1.4

BYU Cougars Overall/Conference Statistics (as of Jan 17, 2009)
All games

SUMMARY	Overall Statistics										Conference Statistics									
	gp-gs	min/g	fg%	3fg%	ft%	r/g	a/g	stl	blk	pts/g	gp-gs	min/g	fg%	3fg%	ft%	r/g	a/g	stl	blk	pts/g
CUMMARD, Lee	17-17	30.0	.560	.404	.831	6.1	3.2	16	12	17.5	3-3	31.0	.594	.500	1.000	7.0	2.7	3	2	15.7
TAVERNARI, Jonathan	17-17	30.1	.445	.346	.786	6.9	2.2	29	7	17.2	3-3	24.7	.389	.375	.000	4.3	1.3	4	1	11.3
FREDETTE, Jimmer	17-16	30.7	.489	.382	.843	2.4	4.5	23	1	14.6	3-3	31.0	.412	.286	1.000	3.3	4.7	3	1	13.7
EMERY, Jackson	17-17	27.1	.505	.375	.667	4.0	3.2	23	6	7.9	3-3	26.0	.438	.250	.500	4.7	3.0	4	2	6.7
MILES, Chris	17-17	20.9	.667	.000	.442	3.7	1.4	11	12	7.0	3-3	22.0	.667	.000	.429	2.3	1.3	2	4	5.0
MORGAN, JR, Lamont	17-1	17.9	.472	.455	.583	1.9	1.5	11	0	4.4	3-0	19.3	.538	.400	.333	2.7	1.7	2	0	5.7
ABOUO, Charles	17-0	13.9	.413	.357	.733	2.4	0.6	5	2	3.8	3-0	11.0	.500	.500	.500	1.3	0.0	0	0	3.7
ROSE, Archie	11-0	9.1	.368	.667	.840	2.7	0.3	2	0	3.4	3-0	12.0	.333	.000	1.000	2.7	0.7	0	0	4.0
MACGREGOR, Gavin	15-0	11.0	.625	.000	.571	2.7	0.1	2	4	3.1	3-0	14.0	.688	.000	.143	5.3	0.0	0	1	7.7
HARTSOCK, Noah	11-0	9.3	.533	.000	.700	1.8	0.2	2	4	2.1	2-0	7.5	.000	.000	.500	0.5	0.0	1	0	0.5
ANDERSON, James	13-0	7.2	.500	.000	.400	1.4	0.2	3	8	1.7	2-0	4.5	.000	.000	.000	0.0	0.0	1	0	0.0
PINEGAR, Matthew	9-0	4.6	.167	.000	.000	0.2	0.1	2	0	0.2	1-0	3.0	.000	.000	.000	0.0	0.0	0	0	0.0
Totals	17		.503	.371	.708	37.4	17.3	129	56	80.1	3		.486	.345	.646	37.0	15.3	20	11	73.7
Opponent	17		.403	.292	.674	32.4	11.5	95	35	64.8	3		.400	.291	.714	33.7	9.3	13	8	67.3

SCORING	Overall Statistics										Conference Statistics									
	fg-fga	fg%	3fg-fga	3fg%	ft-fga	ft%	pts	pts/g	fg-fga	fg%	3fg-fga	3fg%	ft-fga	ft%	pts	pts/g				
CUMMARD, Lee	112-200	.560	19-47	.404	54-65	.831	297	17.5	19-32	.594	3-6	.500	6-6	1.000	47	15.7				
TAVERNARI, Jonathan	113-254	.445	45-130	.346	22-28	.786	293	17.2	14-36	.389	6-16	.375	0-0	.000	34	11.3				
FREDETTE, Jimmer	90-184	.489	26-68	.382	43-51	.843	249	14.6	14-34	.412	4-14	.286	9-9	1.000	41	13.7				
EMERY, Jackson	46-91	.505	21-56	.375	22-33	.667	135	7.9	7-16	.438	3-12	.250	3-6	.500	20	6.7				
MILES, Chris	50-75	.667	0-0	.000	19-43	.442	119	7.0	6-9	.667	0-0	.000	3-7	.429	15	5.0				
MORGAN, JR, Lamont	25-53	.472	10-22	.455	14-24	.583	74	4.4	7-13	.538	2-5	.400	1-3	.333	17	5.7				
ABOUO, Charles	19-46	.413	5-14	.357	22-30	.733	65	3.8	4-8	.500	2-4	.500	1-2	.500	11	3.7				
ROSE, Archie	7-19	.368	2-3	.667	21-25	.840	37	3.4	3-9	.333	0-1	.000	6-6	1.000	12	4.0				
MACGREGOR, Gavin	15-24	.625	0-0	.000	16-28	.571	46	3.1	11-16	.688	0-0	.000	1-7	.143	23	7.7				
HARTSOCK, Noah	8-15	.533	0-0	.000	7-10	.700	23	2.1	0-1	.000	0-0	.000	1-2	.500	1	0.5				
ANDERSON, James	10-20	.500	0-0	.000	2-5	.400	22	1.7	0-1	.000	0-0	.000	0-0	.000	0	0.0				
PINEGAR, Matthew	1-6	.167	0-5	.000	0-0	.000	2	0.2	0-0	.000	0-0	.000	0-0	.000	0	0.0				
Totals	496-987	.503	128-345	.371	242-342	.708	1362	80.1	85-175	.486	20-58	.345	31-48	.646	221	73.7				
Opponent	395-981	.403	94-322	.292	217-322	.674	1101	64.8	68-170	.400	16-55	.291	50-70	.714	202	67.3				

TOTALS	Overall Statistics										Conference Statistics									
	o-reb	d-reb	total	pf	fo	a	to	a/to	hi pts	o-reb	d-reb	total	pf	fo	a	to	a/to	hi pts		
CUMMARD, Lee	29	75	104	42	1	54	26	2.1	36	5	16	21	6	0	8	4	2.0	22		
TAVERNARI, Jonathan	20	98	118	36	0	37	24	1.5	25	2	11	13	8	0	4	5	0.8	14		
FREDETTE, Jimmer	10	31	41	19	0	77	43	1.8	23	1	9	10	4	0	14	7	2.0	15		
EMERY, Jackson	6	62	68	40	2	55	21	2.6	15	0	14	14	6	0	9	3	3.0	11		
MILES, Chris	20	43	63	46	2	24	26	0.9	24	3	4	7	7	0	4	7	0.6	7		
MORGAN, JR, Lamont	8	25	33	21	0	26	32	0.8	12	5	3	8	5	0	5	4	1.3	11		
ABOUO, Charles	7	33	40	20	1	10	16	0.6	10	1	3	4	5	0	0	4	0.0	8		
ROSE, Archie	11	19	30	13	0	3	4	0.8	11	2	6	8	5	0	2	2	1.0	8		
MACGREGOR, Gavin	16	25	41	34	2	2	6	0.3	11	9	7	16	9	0	0	0	0.0	11		
HARTSOCK, Noah	7	13	20	16	0	2	3	0.7	7	0	1	1	3	0	0	0	0.0	1		
ANDERSON, James	7	11	18	20	0	3	1	3.0	10	0	0	0	2	0	0	0	0.0	0		
PINEGAR, Matthew	0	2	2	1	0	1	6	0.2	2	0	0	0	0	0	0	2	0.0	0		
Totals	164	472	636	308	8	294	208	1.4	94	31	80	111	60	0	46	38	1.2	86		
Opponent	168	383	551	313	6	195	245	0.8	94	31	70	101	48	0	28	37	0.8	81		

BYU Cougars Team Game-by-Game (as of Jan 17, 2009)
All games

TEAM STATISTICS

Opponent	Date	Score	W	Total		3-Pointers		Free throws		Rebounds				pf	a	t/o	blk	stl	pts	avg
				fg-fga	pct	3fg-fga	pct	ft-fta	pct	off	def	tot	avg							
LONG BEACH STATE	11/14/08	75-65	W	26-60	.433	6-23	.261	17-27	.630	10	33	43	43.0	14	17	11	5	3	75	75.0
at Pepperdine	11/18/08	82-53	W	26-50	.520	6-21	.286	24-28	.857	9	27	36	39.5	17	19	16	2	10	82	78.5
NORTH FLORIDA	11/20/08	74-41	W	31-62	.500	8-22	.364	4-10	.400	12	33	45	41.3	15	21	10	3	6	74	77.0
RICE	11/21/08	83-52	W	30-54	.556	12-22	.545	11-16	.688	8	23	31	38.8	17	22	11	1	9	83	78.5
CAL POLY	11/22/08	76-64	W	33-63	.524	3-15	.200	7-8	.875	11	33	44	39.8	17	18	16	3	4	76	78.0
at Idaho State	11-29-08	85-65	W	30-53	.566	8-21	.381	17-23	.739	8	25	33	38.7	21	18	11	2	11	85	79.2
at Weber State	12-03-08	92-62	W	35-61	.574	11-25	.440	11-13	.846	9	27	36	38.3	18	20	6	2	5	92	81.0
vs Utah State	12/06/08	68-63	W	22-53	.415	8-19	.421	16-24	.667	7	20	27	36.9	18	14	9	6	12	68	79.4
BOISE STATE	12/10/08	94-56	W	35-66	.530	10-18	.556	14-23	.609	9	31	40	37.2	12	17	10	9	12	94	81.0
PORTLAND PILOTS	12/13/08	91-76	W	29-47	.617	8-18	.444	25-33	.758	8	23	31	36.6	20	18	17	2	6	91	82.0
vs Arizona State	12-20-08	75-76	L	26-52	.500	10-26	.385	13-19	.684	8	23	31	36.1	26	19	16	2	8	75	81.4
at Tulsa	12/30/08	74-68	W	28-53	.528	3-12	.250	15-21	.714	7	32	39	36.3	16	9	13	3	6	74	80.8
WAKE FOREST	1/3/09	87-94	L	31-77	.403	10-32	.313	15-20	.750	17	29	46	37.1	28	21	13	0	6	87	81.2
WESTERN OREGON	1/6/09	85-64	W	29-61	.475	5-13	.385	22-29	.759	10	33	43	37.5	9	15	11	5	11	85	81.5
at Colorado State	1/10/09	86-60	W	36-63	.571	10-19	.526	4-8	.500	10	28	38	37.5	22	16	16	5	10	86	81.8
TCU HORNED FROGS	1/13/09	73-61	W	28-58	.483	4-18	.222	13-19	.684	10	28	38	37.6	21	18	8	3	5	73	81.2
at New Mexico	01/17/09	62-81	L	21-54	.389	6-21	.286	14-21	.667	11	24	35	37.4	17	12	14	3	5	62	80.1
BYU Cougars		1362		496-987	.503	128-345	.371	242-342	.708	164	472	636	37.4	308	294	208	56	129	1362	80.1
Opponents		1101		395-981	.403	94-322	.292	217-322	.674	168	383	551	32.4	313	195	245	35	95	1101	64.8

Games played: 17
Points/game: 80.1
FG Pct: 50.3
3FG Pct: 37.1
FT Pct: 70.8

Rebounds/game: 37.4
Assists/game: 17.3
Turnovers/game: 12.2
Assist/turnover ratio: 1.4
Steals/game: 7.6
Blocks/game: 3.3

BYU Cougars Opponent Game-by-Game (as of Jan 17, 2009)
All games

OPPONENT STATISTICS

Opponent	Date	Score		Total		3-Pointers		Free throws		Rebounds				pf	a	t/o	blk	stl	pts	avg
				fg-fga	pct	3fg-fga	pct	ft-fta	pct	off	def	tot	avg							
LONG BEACH STATE	11/14/08	75-65	W	25-61	.410	8-22	.364	7-14	.500	7	29	36	36.0	19	15	10	1	6	65	65.0
at Pepperdine	11/18/08	82-53	W	19-53	.358	5-14	.357	10-13	.769	8	16	24	30.0	24	10	18	1	7	53	59.0
NORTH FLORIDA	11/20/08	74-41	W	16-52	.308	3-14	.214	6-9	.667	5	22	27	29.0	14	6	16	0	8	41	53.0
RICE	11/21/08	83-52	W	20-52	.385	6-20	.300	6-10	.600	9	19	28	28.8	15	9	18	1	6	52	52.8
CAL POLY	11/22/08	76-64	W	23-59	.390	6-19	.316	12-16	.750	6	20	26	28.2	16	13	12	3	7	64	55.0
at Idaho State	11-29-08	85-65	W	23-56	.411	5-14	.357	14-26	.538	14	17	31	28.7	18	15	13	0	4	65	56.7
at Weber State	12-03-08	92-62	W	21-46	.457	5-19	.263	15-23	.652	2	19	21	27.6	18	7	15	2	1	62	57.4
vs Utah State	12/06/08	68-63	W	21-52	.404	5-22	.227	16-19	.842	14	25	39	29.0	20	15	17	2	5	63	58.1
BOISE STATE	12/10/08	94-56	W	23-66	.348	4-20	.200	6-10	.600	16	27	43	30.6	19	14	25	2	3	56	57.9
PORTLAND PILOTS	12/13/08	91-76	W	28-61	.459	10-26	.385	10-15	.667	12	15	27	30.2	26	15	15	1	7	76	59.7
vs Arizona State	12-20-08	75-76	L	25-52	.481	5-17	.294	21-31	.677	11	21	32	30.4	18	15	14	2	8	76	61.2
at Tulsa	12/30/08	74-68	W	26-72	.361	4-21	.190	12-17	.706	15	23	38	31.0	17	8	7	2	8	68	61.8
WAKE FOREST	1/3/09	87-94	L	32-64	.500	5-16	.313	25-36	.694	9	33	42	31.8	21	14	13	6	6	94	64.2
WESTERN OREGON	1/6/09	85-64	W	25-65	.385	7-23	.304	7-13	.538	9	27	36	32.1	20	11	15	4	6	64	64.2
at Colorado State	1/10/09	86-60	W	20-58	.345	3-16	.188	17-24	.708	13	20	33	32.2	11	5	19	4	7	60	63.9
TCU HORNED FROGS	1/13/09	73-61	W	22-54	.407	6-21	.286	11-21	.524	9	25	34	32.3	19	9	11	0	2	61	63.8
at New Mexico	01/17/09	62-81	L	26-58	.448	7-18	.389	22-25	.880	9	25	34	32.4	18	14	7	4	4	81	64.8
Opponents		1101		395-981	.403	94-322	.292	217-322	.674	168	383	551	32.4	313	195	245	35	95	1101	64.8
BYU Cougars		1362		496-987	.503	128-345	.371	242-342	.708	164	472	636	37.4	308	294	208	56	129	1362	80.1

Games played: 17
Points/game: 64.8
FG Pct: 40.3
3FG Pct: 29.2
FT Pct: 67.4

Rebounds/game: 32.4
Assists/game: 11.5
Turnovers/game: 14.4
Assist/turnover ratio: 0.8
Steals/game: 5.6
Blocks/game: 2.1

BYU Cougars Points-Rebounds-Assists (as of Jan 17, 2009)
All games

Opponent	Date	Score		01	02	04	05	15	20	30
				ABOUO,CHAR	MORGAN,JR,	EMERY,JACK	ROSE,ARCHI	ANDERSON,J	PINEGAR,MA	CUMMARD,LE
LONG BEACH STATE	11/14/08	75-65	w	0-2-0	0-3-2	3-5-3	DNP	DNP	DNP	36-11-4
at Pepperdine	11/18/08	82-53	w	9-2-1	0-3-2	9-2-9	DNP	0-1-0	0-0-0	13-5-1
NORTH FLORIDA	11/20/08	74-41	w	9-4-1	4-1-2	8-1-5	DNP	2-5-0	2-2-1	7-12-1
RICE	11/21/08	83-52	w	9-2-2	10-0-4	8-5-3	DNP	4-2-0	0-0-0	13-1-3
CAL POLY	11/22/08	76-64	w	3-4-1	3-1-1	9-3-3	DNP	0-1-0	DNP	28-9-2
at Idaho State	11-29-08	85-65	w	3-3-0	2-3-1	15-4-2	DNP	0-1-0	0-0-0	17-4-3
at Weber State	12-03-08	92-62	w	2-2-1	9-2-1	6-2-2	0-6-0	6-1-0	0-0-0	30-4-3
vs Utah State	12/06/08	68-63	w	0-0-0	0-1-0	9-6-3	0-0-0	0-0-0	DNP	6-1-6
BOISE STATE	12/10/08	94-56	w	3-0-0	8-2-2	14-2-2	3-5-1	10-7-2	0-0-0	20-7-4
PORTLAND PILOTS	12/13/08	91-76	w	1-0-0	7-1-1	10-5-4	5-2-0	0-0-1	0-0-0	12-8-5
vs Arizona State	12-20-08	75-76	L	0-2-1	0-2-0	5-3-3	6-5-0	DNP	DNP	13-6-6
at Tulsa	12/30/08	74-68	w	1-6-1	2-1-0	5-6-1	0-1-0	DNP	DNP	26-2-2
WAKE FOREST	1/3/09	87-94	L	10-5-1	0-4-2	13-5-3	0-0-0	0-0-0	DNP	17-8-3
WESTERN OREGON	1/6/09	85-64	w	4-4-1	12-1-3	1-5-3	11-3-0	0-0-0	0-0-0	12-5-3
at Colorado State	1/10/09	86-60	w	8-4-0	11-3-3	8-3-3	4-3-1	0-0-0	0-0-0	18-8-2
TCU HORNED FROGS	1/13/09	73-61	w	0-0-0	1-5-1	11-5-4	8-4-1	DNP	DNP	22-7-3
at New Mexico	01/17/09	62-81	L	3-0-0	5-0-1	1-6-2	0-1-0	0-0-0	DNP	7-6-3

Opponent	Date	Score		32	34	45	53	54
				FREDETTE,J	HARTSOCK,N	TAVERNARI,	MACGREGOR,	MILES,CHRI
LONG BEACH STATE	11/14/08	75-65	w	8-3-3	0-2-0	19-7-5	0-0-0	9-6-0
at Pepperdine	11/18/08	82-53	w	16-1-5	6-2-0	17-10-1	2-0-0	10-3-0
NORTH FLORIDA	11/20/08	74-41	w	4-1-6	4-4-0	25-5-4	0-4-0	9-3-1
RICE	11/21/08	83-52	w	13-4-5	4-5-0	18-5-1	1-0-1	3-5-3
CAL POLY	11/22/08	76-64	w	9-2-5	0-2-2	0-10-3	DNP	24-6-1
at Idaho State	11-29-08	85-65	w	19-4-6	DNP	23-6-4	2-2-0	4-5-2
at Weber State	12-03-08	92-62	w	18-2-7	DNP	11-7-6	2-2-0	8-3-0
vs Utah State	12/06/08	68-63	w	16-5-2	DNP	24-9-1	7-2-1	6-1-1
BOISE STATE	12/10/08	94-56	w	23-0-2	DNP	13-8-2	DNP	0-4-2
PORTLAND PILOTS	12/13/08	91-76	w	17-3-3	1-0-0	25-6-0	1-1-0	12-3-4
vs Arizona State	12-20-08	75-76	L	16-0-4	DNP	24-4-4	4-4-0	7-2-1
at Tulsa	12/30/08	74-68	w	13-1-2	0-0-0	20-10-1	0-3-0	7-7-2
WAKE FOREST	1/3/09	87-94	L	23-2-9	0-0-0	18-9-0	4-5-0	2-4-3
WESTERN OREGON	1/6/09	85-64	w	13-3-4	7-4-0	22-9-1	0-2-0	3-4-0
at Colorado State	1/10/09	86-60	w	15-3-4	1-1-0	7-5-1	8-4-0	6-3-2
TCU HORNED FROGS	1/13/09	73-61	w	11-4-6	DNP	14-2-1	4-5-0	2-1-2
at New Mexico	01/17/09	62-81	L	15-3-4	0-0-0	13-6-2	11-7-0	7-3-0

BYU Cougars Game-by-Game Highs (as of Jan 17, 2009)
All games

Opponent	Date	Score	Points	Rebounds	Assists	Steals	Blocked shots
LONG BEACH STATE	11/14/08	75-65	36-CUMMARD, Lee	11-CUMMARD, Lee	5-TAVERNARI, Jonat	2-CUMMARD, Lee	4-CUMMARD, Lee
at Pepperdine	11/18/08	82-53	17-TAVERNARI, Jona	10-TAVERNARI, Jona	9-EMERY, Jackson	3-TAVERNARI, Jonat	1-ABOUO, Charles TAVERNARI, Jonat
NORTH FLORIDA	11/20/08	74-41	25-TAVERNARI, Jona	12-CUMMARD, Lee	6-FREDETTE, Jimme	3-FREDETTE, Jimme	3-ANDERSON, Jame
RICE	11/21/08	83-52	18-TAVERNARI, Jona	5-HARTSOCK, Noah EMERY, Jackson MILES, Chris TAVERNARI, Jonat	5-FREDETTE, Jimme	3-FREDETTE, Jimme TAVERNARI, Jonat	1-CUMMARD, Lee
CAL POLY	11/22/08	76-64	28-CUMMARD, Lee	10-TAVERNARI, Jona	5-FREDETTE, Jimme	1-TAVERNARI, Jonat MILES, Chris EMERY, Jackson MORGAN, JR., Lam	2-MILES, Chris
at Idaho State	11-29-08	85-65	23-TAVERNARI, Jona	6-TAVERNARI, Jonat	6-FREDETTE, Jimme	3-CUMMARD, Lee EMERY, Jackson	1-CUMMARD, Lee MILES, Chris
at Weber State	12-03-08	92-62	30-CUMMARD, Lee	7-TAVERNARI, Jonat	7-FREDETTE, Jimme	2-EMERY, Jackson	2-MILES, Chris
vs Utah State	12/06/08	68-63	24-TAVERNARI, Jona	9-TAVERNARI, Jonat	6-CUMMARD, Lee	5-EMERY, Jackson	2-MACGREGOR, Ga
BOISE STATE	12/10/08	94-56	23-FREDETTE, Jimm	8-TAVERNARI, Jonat	4-CUMMARD, Lee	4-FREDETTE, Jimme	5-ANDERSON, Jame
PORTLAND PILOTS	12/13/08	91-76	25-TAVERNARI, Jona	8-CUMMARD, Lee	5-CUMMARD, Lee	2-MILES, Chris FREDETTE, Jimmer	1-EMERY, Jackson MACGREGOR, Gav
vs Arizona State	12-20-08	75-76	24-TAVERNARI, Jona	6-CUMMARD, Lee	6-CUMMARD, Lee	2-EMERY, Jackson FREDETTE, Jimmer	1-CUMMARD, Lee TAVERNARI, Jonat
at Tulsa	12/30/08	74-68	26-CUMMARD, Lee	10-TAVERNARI, Jona	2-MILES, Chris CUMMARD, Lee FREDETTE, Jimmer	4-TAVERNARI, Jonat	1-TAVERNARI, Jonat EMERY, Jackson CUMMARD, Lee
WAKE FOREST	1/3/09	87-94	23-FREDETTE, Jimm	9-TAVERNARI, Jonat	9-FREDETTE, Jimme	2-FREDETTE, Jimme EMERY, Jackson	None
WESTERN OREGON	1/6/09	85-64	22-TAVERNARI, Jona	9-TAVERNARI, Jonat	4-FREDETTE, Jimme	3-TAVERNARI, Jonat	3-HARTSOCK, Noah
at Colorado State	1/10/09	86-60	18-CUMMARD, Lee	8-CUMMARD, Lee	4-FREDETTE, Jimme	2-EMERY, Jackson FREDETTE, Jimmer MILES, Chris	2-MILES, Chris
TCU HORNED FROGS	1/13/09	73-61	22-CUMMARD, Lee	7-CUMMARD, Lee	6-FREDETTE, Jimme	2-TAVERNARI, Jonat	1-TAVERNARI, Jonat EMERY, Jackson MILES, Chris
at New Mexico	01/17/09	62-81	15-FREDETTE, Jimm	7-MACGREGOR, Ga	4-FREDETTE, Jimme	2-CUMMARD, Lee	1-FREDETTE, Jimme MILES, Chris CUMMARD, Lee

BYU Cougars Team High/Low Analysis (as of Jan 17, 2009)
All games

BYU Cougars - TEAM GAME HIGHS

POINTS	94	BOISE STATE (12/10/08)
	92	at Weber State (12-03-08)
	91	PORTLAND PILOTS (12/13/08)
	87	WAKE FOREST (1/3/09)
	86	at Colorado State (1/10/09)
	36	at Colorado State (1/10/09)
FIELD GOALS MADE	35	BOISE STATE (12/10/08)
	35	at Weber State (12-03-08)
	77	WAKE FOREST (1/3/09)
FIELD GOAL ATTEMPTS	66	BOISE STATE (12/10/08)
FIELD GOAL PERCENTAGE	.617 (29-47)	PORTLAND PILOTS (12/13/08)
	.574 (35-61)	at Weber State (12-03-08)
	12	RICE (11/21/08)
3 PT FIELD GOALS MADE	11	at Weber State (12-03-08)
3 PT FG ATTEMPTS	32	WAKE FOREST (1/3/09)
	26	vs Arizona State (12-20-08)
	.556 (10-18)	BOISE STATE (12/10/08)
3 PT FG PERCENTAGE	.545 (12-22)	RICE (11/21/08)
FREE THROWS MADE	25	PORTLAND PILOTS (12/13/08)
	24	at Pepperdine (11/18/08)
	33	PORTLAND PILOTS (12/13/08)
FREE THROW ATTEMPTS	29	WESTERN OREGON (1/6/09)
FREE THROW PERCENTAGE	.875 (7-8)	CAL POLY (11/22/08)
	.857 (24-28)	at Pepperdine (11/18/08)
	46	WAKE FOREST (1/3/09)
REBOUNDS	45	NORTH FLORIDA (11/20/08)
ASSISTS	22	RICE (11/21/08)
	21	WAKE FOREST (1/3/09)
	21	NORTH FLORIDA (11/20/08)
	12	BOISE STATE (12/10/08)
STEALS	12	vs Utah State (12/06/08)
BLOCKED SHOTS	9	BOISE STATE (12/10/08)
	6	vs Utah State (12/06/08)
TURNOVERS	17	PORTLAND PILOTS (12/13/08)
	16	at Colorado State (1/10/09)
	16	vs Arizona State (12-20-08)
	16	CAL POLY (11/22/08)
	16	at Pepperdine (11/18/08)
FOULS	28	WAKE FOREST (1/3/09)
	26	vs Arizona State (12-20-08)

BYU Cougars High/Low Analysis (as of Jan 17, 2009)
All games

Opponent - GAME HIGHS

POINTS	94	WAKE FOREST (1/3/09)
	81	at New Mexico (01/17/09)
	76	vs Arizona State (12-20-08)
	76	PORTLAND PILOTS (12/13/08)
	68	at Tulsa (12/30/08)
	32	WAKE FOREST (1/3/09)
FIELD GOALS MADE	28	PORTLAND PILOTS (12/13/08)
FIELD GOAL ATTEMPTS	72	at Tulsa (12/30/08)
	66	BOISE STATE (12/10/08)
FIELD GOAL PERCENTAGE	.500 (32-64)	WAKE FOREST (1/3/09)
	.481 (25-52)	vs Arizona State (12-20-08)
3 PT FIELD GOALS MADE	10	PORTLAND PILOTS (12/13/08)
	8	LONG BEACH STATE (11/14/08)
3 PT FG ATTEMPTS	26	PORTLAND PILOTS (12/13/08)
	23	WESTERN OREGON (1/6/09)
3 PT FG PERCENTAGE	.389 (7-18)	at New Mexico (01/17/09)
	.385 (10-26)	PORTLAND PILOTS (12/13/08)
FREE THROWS MADE	25	WAKE FOREST (1/3/09)
	22	at New Mexico (01/17/09)
FREE THROW ATTEMPTS	36	WAKE FOREST (1/3/09)
	31	vs Arizona State (12-20-08)
FREE THROW PERCENTAGE	.880 (22-25)	at New Mexico (01/17/09)
	.842 (16-19)	vs Utah State (12/06/08)
REBOUNDS	43	BOISE STATE (12/10/08)
	42	WAKE FOREST (1/3/09)
ASSISTS	15	vs Arizona State (12-20-08)
	15	PORTLAND PILOTS (12/13/08)
	15	vs Utah State (12/06/08)
	15	at Idaho State (11-29-08)
	15	LONG BEACH STATE (11/14/08)
STEALS	8	at Tulsa (12/30/08)
	8	vs Arizona State (12-20-08)
BLOCKED SHOTS	8	NORTH FLORIDA (11/20/08)
	6	WAKE FOREST (1/3/09)
	4	at New Mexico (01/17/09)
	4	at Colorado State (1/10/09)
	4	WESTERN OREGON (1/6/09)
TURNOVERS	25	BOISE STATE (12/10/08)
FOULS	19	at Colorado State (1/10/09)
	26	PORTLAND PILOTS (12/13/08)
	24	at Pepperdine (11/18/08)

BYU Cougars High/Low Analysis (as of Jan 17, 2009)
All games

BYU Cougars - GAME LOWS

POINTS	62		at New Mexico (01/17/09)
	68		vs Utah State (12/06/08)
	73		TCU HORNED FROGS (1/13/09)
	74		NORTH FLORIDA (11/20/08)
	74		at Tulsa (12/30/08)
	21		at New Mexico (01/17/09)
FIELD GOALS MADE	22		vs Utah State (12/06/08)
FIELD GOAL ATTEMPTS	47		PORTLAND PILOTS (12/13/08)
	50		at Pepperdine (11/18/08)
FIELD GOAL PERCENTAGE	.389	(21-54)	at New Mexico (01/17/09)
	.403	(31-77)	WAKE FOREST (1/3/09)
3 PT FIELD GOALS MADE	3		CAL POLY (11/22/08)
	3		at Tulsa (12/30/08)
3 PT FG ATTEMPTS	12		at Tulsa (12/30/08)
	13		WESTERN OREGON (1/6/09)
3 PT FG PERCENTAGE	.200	(3-15)	CAL POLY (11/22/08)
	.222	(4-18)	TCU HORNED FROGS (1/13/09)
FREE THROWS MADE	4		NORTH FLORIDA (11/20/08)
	4		at Colorado State (1/10/09)
FREE THROW ATTEMPTS	8		CAL POLY (11/22/08)
	8		at Colorado State (1/10/09)
FREE THROW PERCENTAGE	.400	(4-10)	NORTH FLORIDA (11/20/08)
	.500	(4-8)	at Colorado State (1/10/09)
REBOUNDS	27		vs Utah State (12/06/08)
	31		RICE (11/21/08)
	31		PORTLAND PILOTS (12/13/08)
	31		vs Arizona State (12-20-08)
ASSISTS	9		at Tulsa (12/30/08)
	12		at New Mexico (01/17/09)
STEALS	3		LONG BEACH STATE (11/14/08)
	4		CAL POLY (11/22/08)
BLOCKED SHOTS	0		WAKE FOREST (1/3/09)
	1		RICE (11/21/08)
TURNOVERS	6		at Weber State (12-03-08)
	8		TCU HORNED FROGS (1/13/09)
FOULS	9		WESTERN OREGON (1/6/09)
	12		BOISE STATE (12/10/08)

BYU Cougars High/Low Analysis (as of Jan 17, 2009)
All games

Opponent - GAME LOWS

POINTS	41		NORTH FLORIDA (11/20/08)
	52		RICE (11/21/08)
	53		at Pepperdine (11/18/08)
	56		BOISE STATE (12/10/08)
	60		at Colorado State (1/10/09)
FIELD GOALS MADE	16		NORTH FLORIDA (11/20/08)
	19		at Pepperdine (11/18/08)
FIELD GOAL ATTEMPTS	46		at Weber State (12-03-08)
	52		NORTH FLORIDA (11/20/08)
	52		RICE (11/21/08)
	52		vs Utah State (12/06/08)
	52		vs Arizona State (12-20-08)
FIELD GOAL PERCENTAGE	.308	(16-52)	NORTH FLORIDA (11/20/08)
	.345	(20-58)	at Colorado State (1/10/09)
3 PT FIELD GOALS MADE	3		NORTH FLORIDA (11/20/08)
	3		at Colorado State (1/10/09)
3 PT FG ATTEMPTS	14		at Pepperdine (11/18/08)
	14		NORTH FLORIDA (11/20/08)
	14		at Idaho State (11-29-08)
3 PT FG PERCENTAGE	.188	(3-16)	at Colorado State (1/10/09)
	.190	(4-21)	at Tulsa (12/30/08)
FREE THROWS MADE	6		NORTH FLORIDA (11/20/08)
	6		RICE (11/21/08)
	6		BOISE STATE (12/10/08)
FREE THROW ATTEMPTS	9		NORTH FLORIDA (11/20/08)
	10		RICE (11/21/08)
	10		BOISE STATE (12/10/08)
FREE THROW PERCENTAGE	.500	(7-14)	LONG BEACH STATE (11/14/08)
	.524	(11-21)	TCU HORNED FROGS (1/13/09)
REBOUNDS	21		at Weber State (12-03-08)
	24		at Pepperdine (11/18/08)
ASSISTS	5		at Colorado State (1/10/09)
	6		NORTH FLORIDA (11/20/08)
STEALS	1		at Weber State (12-03-08)
	2		TCU HORNED FROGS (1/13/09)
BLOCKED SHOTS	0		NORTH FLORIDA (11/20/08)
	0		at Idaho State (11-29-08)
	0		TCU HORNED FROGS (1/13/09)
TURNOVERS	7		at Tulsa (12/30/08)
	7		at New Mexico (01/17/09)
FOULS	11		at Colorado State (1/10/09)
	14		NORTH FLORIDA (11/20/08)

BYU Cougars Player High/Low Analysis (as of Jan 17, 2009)
All games

BYU Cougars - INDIVIDUAL GAME HIGHS

Points	36		CUMMARD, Lee vs Long Beach State (11/14/08)
	30		CUMMARD, Lee at Weber State (12-03-08)
	28		CUMMARD, Lee vs Cal Poly (11/22/08)
	26		CUMMARD, Lee at Tulsa (12/30/08)
	25		TAVERNARI, Jonathan vs Portland Pilots (12/13/08)
	25		TAVERNARI, Jonathan vs North Florida (11/20/08)
Field Goals Made	13		CUMMARD, Lee vs Cal Poly (11/22/08)
	13		CUMMARD, Lee vs Long Beach State (11/14/08)
Field Goal Att.	21		TAVERNARI, Jonathan vs Long Beach State (11/14/08)
	20		CUMMARD, Lee vs Wake Forest (1/3/09)
FG Pct (min 5 made)	1.000	(5-5)	MACGREGOR, Gavin at New Mexico (01/17/09)
	.923	(12-13)	CUMMARD, Lee at Weber State (12-03-08)
3-Point FG Made	5		TAVERNARI, Jonathan vs Portland Pilots (12/13/08)
	5		TAVERNARI, Jonathan vs North Florida (11/20/08)
3-Point FG Att.	13		TAVERNARI, Jonathan vs Wake Forest (1/3/09)
	11		TAVERNARI, Jonathan vs Portland Pilots (12/13/08)
3-Pt FG Pct (min 2 made)	1.000	(2-2)	CUMMARD, Lee at Colorado State (1/10/09)
	1.000	(2-2)	MORGAN, JR., Lamont vs Western Oregon (1/6/09)
	1.000	(2-2)	CUMMARD, Lee vs Boise State (12/10/08)
	1.000	(2-2)	MORGAN, JR., Lamont vs Boise State (12/10/08)
	1.000	(2-2)	MORGAN, JR., Lamont vs Rice (11/21/08)
Free Throws Made	8		CUMMARD, Lee at Tulsa (12/30/08)
	7		TAVERNARI, Jonathan vs Utah State (12/06/08)
	7		CUMMARD, Lee vs Long Beach State (11/14/08)
Free Throw Att.	11		MILES, Chris vs Long Beach State (11/14/08)
	10		CUMMARD, Lee at Tulsa (12/30/08)
FT Pct (min 3 made)	1.000	(7-7)	CUMMARD, Lee vs Long Beach State (11/14/08)
	1.000	(6-6)	FREDETTE, Jimmer at New Mexico (01/17/09)
	1.000	(6-6)	ROSE, Archie vs TCU Horned Frogs (1/13/09)
	1.000	(6-6)	ROSE, Archie vs Western Oregon (1/6/09)
	1.000	(6-6)	TAVERNARI, Jonathan vs Portland Pilots (12/13/08)
	1.000	(6-6)	CUMMARD, Lee vs Boise State (12/10/08)
	1.000	(6-6)	ABOUO, Charles at Pepperdine (11/18/08)
	1.000	(4-4)	CUMMARD, Lee at New Mexico (01/17/09)
	1.000	(4-4)	MACGREGOR, Gavin vs Arizona State (12-20-08)
	1.000	(4-4)	MORGAN, JR., Lamont at Weber State (12-03-08)
	1.000	(4-4)	FREDETTE, Jimmer at Idaho State (11-29-08)
	1.000	(4-4)	ABOUO, Charles vs Rice (11/21/08)
	1.000	(3-3)	FREDETTE, Jimmer vs Western Oregon (1/6/09)
	1.000	(3-3)	ABOUO, Charles vs Wake Forest (1/3/09)
	1.000	(3-3)	FREDETTE, Jimmer at Tulsa (12/30/08)
	1.000	(3-3)	CUMMARD, Lee at Pepperdine (11/18/08)
Rebounds	12		CUMMARD, Lee vs North Florida (11/20/08)
	11		CUMMARD, Lee vs Long Beach State (11/14/08)
Assists	9		FREDETTE, Jimmer vs Wake Forest (1/3/09)
	9		EMERY, Jackson at Pepperdine (11/18/08)
Steals	5		EMERY, Jackson vs Utah State (12/06/08)
	4		TAVERNARI, Jonathan at Tulsa (12/30/08)
	4		FREDETTE, Jimmer vs Boise State (12/10/08)
	4		TAVERNARI, Jonathan vs Utah State (12/06/08)
Blocked Shots	5		ANDERSON, James vs Boise State (12/10/08)
	4		CUMMARD, Lee vs Long Beach State (11/14/08)
Turnovers	7		CUMMARD, Lee vs Cal Poly (11/22/08)

	6	FREDETTE, Jimmer at Tulsa (12/30/08)
Fouls	5	MILES, Chris vs Wake Forest (1/3/09)
	5	ABOUO, Charles vs Wake Forest (1/3/09)
	5	MACGREGOR, Gavin vs Wake Forest (1/3/09)
	5	EMERY, Jackson vs Arizona State (12-20-08)
	5	CUMMARD, Lee vs Utah State (12/06/08)
	5	MACGREGOR, Gavin at Weber State (12-03-08)
	5	EMERY, Jackson at Idaho State (11-29-08)
	5	MILES, Chris vs Cal Poly (11/22/08)

BYU Cougars Opponent High/Low Analysis (as of Jan 17, 2009)
All games

OPPONENT INDIVIDUAL GAME HIGHS

Points	30		Teague, Jeff vs Wake Forest (1/3/09)
	30		Harden, James vs Arizona State (12-20-08)
	22		Johnson, James vs Wake Forest (1/3/09)
	22		Pendergraph, Jeff vs Arizona State (12-20-08)
	22		Wilkinson, Gary vs Utah State (12/06/08)
	22		Shelton, Titus vs Cal Poly (11/22/08)
Field Goals Made	9		Johnson, James vs Wake Forest (1/3/09)
	9		Pendergraph, Jeff vs Arizona State (12-20-08)
Field Goal Att.	19		UZOH, Ben at Tulsa (12/30/08)
	17		KELLY, Sam vs Western Oregon (1/6/09)
FG Pct (min 5 made)	.857	(6-7)	RATCLIFF, Stanley vs Western Oregon (1/6/09)
	.857	(6-7)	KNUTSON, Kramer vs Portland Pilots (12/13/08)
3-Point FG Made	4		MARTINEZ, Roman at New Mexico (01/17/09)
	4		KUHNS, Travis vs Western Oregon (1/6/09)
	4		STOHL, Jared vs Portland Pilots (12/13/08)
3-Point FG Att.	8		LOVELACE, Cameron vs North Florida (11/20/08)
	7		RUZGAS, Edvinas vs TCU Horned Frogs (1/13/09)
	7		KUHNS, Travis vs Western Oregon (1/6/09)
	7		KELLY, Sam vs Western Oregon (1/6/09)
	7		Abbott, Ty vs Arizona State (12-20-08)
	7		CAMPBELL, T.J. vs Portland Pilots (12/13/08)
	7		STOHL, Jared vs Portland Pilots (12/13/08)
	7		Garner, Aaron vs Boise State (12/10/08)
	7		Myaer, Jaxon vs Utah State (12/06/08)
	7		Lewis, Shawn vs Cal Poly (11/22/08)
	7		Williams, Cornel vs Long Beach State (11/14/08)
	7		Gilling, Stephan vs Long Beach State (11/14/08)
3-Pt FG Pct (min 2 made)	.750	(3-4)	RAIVIO, Nik vs Portland Pilots (12/13/08)
	.667	(4-6)	MARTINEZ, Roman at New Mexico (01/17/09)
	.667	(2-3)	ORTIZ, John vs TCU Horned Frogs (1/13/09)
	.667	(2-3)	McMillan, Jamelle vs Arizona State (12-20-08)
	.667	(2-3)	DUPRE, Jonathan at Pepperdine (11/18/08)
Free Throws Made	16		Harden, James vs Arizona State (12-20-08)
	12		Teague, Jeff vs Wake Forest (1/3/09)
Free Throw Att.	21		Harden, James vs Arizona State (12-20-08)
	14		Teague, Jeff vs Wake Forest (1/3/09)
FT Pct (min 3 made)	1.000	(7-7)	FARIS, Daniel at New Mexico (01/17/09)
	1.000	(5-5)	WALKER, Marcus at Colorado State (1/10/09)
	1.000	(4-4)	MCLAUGHLIN, Mike vs Western Oregon (1/6/09)
	1.000	(3-3)	Aminu, Al-Farouq vs Wake Forest (1/3/09)
	1.000	(3-3)	SMEULDERS, Robin vs Portland Pilots (12/13/08)
Rebounds	15		Johnson, James vs Wake Forest (1/3/09)
	14		JORDAN, Jerome at Tulsa (12/30/08)
Assists	6		GARTH, Nate at New Mexico (01/17/09)
	6		Harden, James vs Arizona State (12-20-08)
Steals	6		UZOH, Ben at Tulsa (12/30/08)
	5		Harden, James vs Arizona State (12-20-08)
Blocked Shots	3		Aminu, Al-Farouq vs Wake Forest (1/3/09)
	3		Shelton, Titus vs Cal Poly (11/22/08)
Turnovers	7		Anderson, La'Shard vs Boise State (12/10/08)
	6		Thomas, Anthony vs Boise State (12/10/08)
	6		Noonan, Paul vs Boise State (12/10/08)
	6		RILEY, Cortez vs North Florida (11/20/08)

Fouls	5	BLOK, Tyler vs Western Oregon (1/6/09)
	5	WHEATLEY, Bishop at Tulsa (12/30/08)
	5	KNUTSON, Kramer vs Portland Pilots (12/13/08)
	5	Wesley, Tai vs Utah State (12/06/08)
	5	Myaer, Jaxon vs Utah State (12/06/08)
	5	Thomas, Chaz vs Cal Poly (11/22/08)

BYU Cougars Combined Team Statistics (as of Jan 17, 2009)
Conference games

RECORD:	OVERALL	HOME	AWAY	NEUTRAL
ALL GAMES	2-1	1-0	1-1	0-0
CONFERENCE	2-1	1-0	1-1	0-0
NON-CONFERENCE	0-0	0-0	0-0	0-0

##	Player	gp-gs	min	avg	Total		3-Point		F-Throw		Rebounds			pf	dq	a	to	blk	stl	pts	avg	
					fg-fga	fg%	3fg-fga	3fg%	ft-fa	ft%	off	def	tot									
30	CUMMARD, Lee	3-3	93	31.0	19-32	.594	3-6	.500	6-6	1.000	5	16	21	7.0	6	0	8	4	2	3	47	15.7
32	FREDETTE, Jimmer	3-3	93	31.0	14-34	.412	4-14	.286	9-9	1.000	1	9	10	3.3	4	0	14	7	1	3	41	13.7
45	TAVERNARI, Jonathan	3-3	74	24.7	14-36	.389	6-16	.375	0-0	.000	2	11	13	4.3	8	0	4	5	1	4	34	11.3
53	MACGREGOR, Gavin	3-0	42	14.0	11-16	.688	0-0	.000	1-7	.143	9	7	16	5.3	9	0	0	0	1	0	23	7.7
04	EMERY, Jackson	3-3	78	26.0	7-16	.438	3-12	.250	3-6	.500	0	14	14	4.7	6	0	9	3	2	4	20	6.7
02	MORGAN, JR., Lamont	3-0	58	19.3	7-13	.538	2-5	.400	1-3	.333	5	3	8	2.7	5	0	5	4	0	2	17	5.7
54	MILES, Chris	3-3	66	22.0	6-9	.667	0-0	.000	3-7	.429	3	4	7	2.3	7	0	4	7	4	2	15	5.0
05	ROSE, Archie	3-0	36	12.0	3-9	.333	0-1	.000	6-6	1.000	2	6	8	2.7	5	0	2	2	0	0	12	4.0
01	ABOUO, Charles	3-0	33	11.0	4-8	.500	2-4	.500	1-2	.500	1	3	4	1.3	5	0	0	4	0	0	11	3.7
34	HARTSOCK, Noah	2-0	15	7.5	0-1	.000	0-0	.000	1-2	.500	0	1	1	0.5	3	0	0	0	0	1	1	0.5
20	PINEGAR, Matthew	1-0	3	3.0	0-0	.000	0-0	.000	0-0	.000	0	0	0	0.0	0	0	0	2	0	0	0	0.0
15	ANDERSON, James	2-0	9	4.5	0-1	.000	0-0	.000	0-0	.000	0	0	0	0.0	2	0	0	0	0	1	0	0.0
Team											3	6	9									
Total.....		3	600		85-175	.486	20-58	.345	31-48	.646	31	80	111	37.0	60	0	46	38	11	20	221	73.7
Opponents.....		3	600		68-170	.400	16-55	.291	50-70	.714	31	70	101	33.7	48	0	28	37	8	13	202	67.3

TEAM STATISTICS	BY	OPP	Date	Opponent	Score	Att.
SCORING	221	202	* 1/10/09	at Colorado State	W 86-60	2958
Points per game	73.7	67.3	* 1/13/09	TCU HORNED FROGS	W 73-61	11065
Scoring margin	+6.3	-	* 01/17/09	at New Mexico	L 62-81	15277
FIELD GOALS-ATT	85-175	68-170	* - Conference game			
Field goal pct	.486	.400				
3 POINT FG-ATT	20-58	16-55				
3-point FG pct	.345	.291				
3-pt FG made per game	6.7	5.3				
FREE THROWS-ATT	31-48	50-70				
Free throw pct	.646	.714				
F-Throws made per game	10.3	16.7				
REBOUNDS	111	101				
Rebounds per game	37.0	33.7				
Rebounding margin	+3.3	-				
ASSISTS	46	28				
Assists per game	15.3	9.3				
TURNOVERS	38	37				
Turnovers per game	12.7	12.3				
Turnover margin	-0.3	-				
Assist/turnover ratio	1.2	0.8				
STEALS	20	13				
Steals per game	6.7	4.3				
BLOCKS	11	8				
Blocks per game	3.7	2.7				
ATTENDANCE	11065	18235				
Home games-Avg/Game	1-11065	2-9118				
Neutral site-Avg/Game	-	0-0				

Score by Periods	1st	2nd	Totals
BYU Cougars	122	99	221
Opponents	92	110	202

BYU Cougars Combined Team Statistics (as of Jan 17, 2009)
Home games

RECORD:	OVERALL	HOME	AWAY	NEUTRAL
ALL GAMES	8-1	8-1	0-0	0-0
CONFERENCE	1-0	1-0	0-0	0-0
NON-CONFERENCE	7-1	7-1	0-0	0-0

##	Player	gp-gs	min	avg	Total		3-Point		F-Throw		Rebounds			pf	dq	a	to	blk	stl	pts	avg			
					fg-fga	fg%	3fg-fga	3fg%	ft-fa	ft%	off	def	tot											
30	CUMMARD, Lee	9-9	267	29.7	65-120	.542	9-24	.375	28-32	.875	18	50	68	7.6	17	0	28	12	7	7	167	18.6		
45	TAVERNARI, Jonathan	9-9	256	28.4	58-135	.430	26-76	.342	12-16	.750	11	50	61	6.8	18	0	17	9	3	12	154	17.1		
32	FREDETTE, Jimmer	9-8	254	28.2	45-92	.489	9-28	.321	22-26	.846	6	16	22	2.4	9	0	43	20	0	15	121	13.4		
04	EMERY, Jackson	9-9	246	27.3	26-46	.565	12-27	.444	13-17	.765	5	31	36	4.0	20	0	30	13	3	6	77	8.6		
54	MILES, Chris	9-9	183	20.3	29-48	.604	0-0	.000	6-20	.300	10	26	36	4.0	26	2	16	14	5	5	64	7.1		
05	ROSE, Archie	5-0	62	12.4	4-10	.400	1-2	.500	18-20	.900	8	6	14	2.8	8	0	2	1	0	2	27	5.4		
02	MORGAN, JR, Lamont	9-1	169	18.8	15-30	.500	7-14	.500	8-16	.500	3	15	18	2.0	9	0	18	21	0	6	45	5.0		
01	ABOUO, Charles	9-0	138	15.3	13-30	.433	2-7	.286	11-16	.688	2	19	21	2.3	10	1	6	7	0	3	39	4.3		
15	ANDERSON, James	7-0	57	8.1	7-14	.500	0-0	.000	2-5	.400	5	10	15	2.1	11	0	3	1	8	2	16	2.3		
34	HARTSOCK, Noah	7-0	70	10.0	6-11	.545	0-0	.000	4-6	.667	6	11	17	2.4	11	0	2	2	4	1	16	2.3		
53	MACGREGOR, Gavin	7-0	67	9.6	3-8	.375	0-0	.000	4-11	.364	7	10	17	2.4	14	1	1	5	1	1	10	1.4		
20	PINEGAR, Matthew	5-0	31	6.2	1-4	.250	0-3	.000	0-0	.000	0	2	2	0.4	0	0	1	2	0	2	2	0.4		
Team											14	20	34											
Total.....		9	1800		272-548	.496	66-181	.365	128-185	.692	95	266	361	40.1	153	4	167	107	31	62	738	82.0		
Opponents.....		9	1800		214-534	.401	55-181	.304	90-144	.625	82	217	299	33.2	169	3	106	135	18	51	573	63.7		

TEAM STATISTICS	BY	OPP	Date	Opponent	Score	Att.
SCORING	738	573	11/14/08	LONG BEACH STATE	w 75-65	15753
Points per game	82.0	63.7	11/20/08	NORTH FLORIDA	w 74-41	7778
Scoring margin	+18.3	-	11/21/08	RICE	w 83-52	9277
FIELD GOALS-ATT	272-548	214-534	11/22/08	CAL POLY	w 76-64	7782
Field goal pct	.496	.401	12/10/08	BOISE STATE	w 94-56	10506
3 POINT FG-ATT	66-181	55-181	12/13/08	PORTLAND PILOTS	w 91-76	9418
3-point FG pct	.365	.304	1/3/09	WAKE FOREST	L 87-94	23096
3-pt FG made per game	7.3	6.1	1/6/09	WESTERN OREGON	w 85-64	8885
FREE THROWS-ATT	128-185	90-144	* 1/13/09	TCU HORNED FROGS	w 73-61	11065
Free throw pct	.692	.625	* - Conference game			
F-Throws made per game	14.2	10.0				
REBOUNDS	361	299				
Rebounds per game	40.1	33.2				
Rebounding margin	+6.9	-				
ASSISTS	167	106				
Assists per game	18.6	11.8				
TURNOVERS	107	135				
Turnovers per game	11.9	15.0				
Turnover margin	+3.1	-				
Assist/turnover ratio	1.6	0.8				
STEALS	62	51				
Steals per game	6.9	5.7				
BLOCKS	31	18				
Blocks per game	3.4	2.0				
ATTENDANCE	103560	0				
Home games-Avg/Game	9-11507	0-0				
Neutral site-Avg/Game	-	0-0				

Score by Periods	1st	2nd	Totals
BYU Cougars	363	375	738
Opponents	265	308	573

BYU Cougars Combined Team Statistics (as of Jan 17, 2009)
Away/Neutral

RECORD:	OVERALL	HOME	AWAY	NEUTRAL
ALL GAMES	6-2	0-0	5-1	1-1
CONFERENCE	1-1	0-0	1-1	0-0
NON-CONFERENCE	5-1	0-0	4-0	1-1

##	Player	gp-gs	min	avg	Total		3-Point		F-Throw		Rebounds			pf	dq	a	to	blk	stl	pts	avg	
					fg-fga	fg%	3fg-fga	3fg%	ft-fa	ft%	off	def	tot									
45	TAVERNARI, Jonathan	8-8	255	31.9	55-119	.462	19-54	.352	10-12	.833	9	48	57	7.1	18	0	20	15	4	17	139	17.4
30	CUMMARD, Lee	8-8	243	30.4	47-80	.588	10-23	.435	26-33	.788	11	25	36	4.5	25	1	26	14	5	9	130	16.3
32	FREDETTE, Jimmer	8-8	268	33.5	45-92	.489	17-40	.425	21-25	.840	4	15	19	2.4	10	0	34	23	1	8	128	16.0
04	EMERY, Jackson	8-8	214	26.8	20-45	.444	9-29	.310	9-16	.563	1	31	32	4.0	20	2	25	8	3	17	58	7.3
54	MILES, Chris	8-8	173	21.6	21-27	.778	0-0	.000	13-23	.565	10	17	27	3.4	20	0	8	12	7	6	55	6.9
53	MACGREGOR, Gavin	8-0	98	12.3	12-16	.750	0-0	.000	12-17	.706	9	15	24	3.0	20	1	1	1	3	1	36	4.5
02	MORGAN, JR., Lamont	8-0	135	16.9	10-23	.435	3-8	.375	6-8	.750	5	10	15	1.9	12	0	8	11	0	5	29	3.6
01	ABOUO, Charles	8-0	98	12.3	6-16	.375	3-7	.429	11-14	.786	5	14	19	2.4	10	0	4	9	2	2	26	3.3
34	HARTSOCK, Noah	4-0	32	8.0	2-4	.500	0-0	.000	3-4	.750	1	2	3	0.8	5	0	0	1	0	1	7	1.8
05	ROSE, Archie	6-0	38	6.3	3-9	.333	1-1	1.000	3-5	.600	3	13	16	2.7	5	0	1	3	0	0	10	1.7
15	ANDERSON, James	6-0	36	6.0	3-6	.500	0-0	.000	0-0	.000	2	1	3	0.5	9	0	0	0	0	1	6	1.0
20	PINEGAR, Matthew	4-0	10	2.5	0-2	.000	0-2	.000	0-0	.000	0	0	0	0.0	1	0	0	4	0	0	0	0.0
Team											9	15	24									
Total.....		8	1600		224-439	.510	62-164	.378	114-157	.726	69	206	275	34.4	155	4	127	101	25	67	624	78.0
Opponents.....		8	1600		181-447	.405	39-141	.277	127-178	.713	86	166	252	31.5	144	3	89	110	17	44	528	66.0

TEAM STATISTICS	BY	OPP	Date	Opponent	Score	Att.
SCORING	624	528	11/18/08	at Pepperdine	W 82-53	1642
Points per game	78.0	66.0	11-29-08	at Idaho State	W 85-65	4374
Scoring margin	+12.0	-	12-03-08	at Weber State	W 92-62	5672
FIELD GOALS-ATT	224-439	181-447	12/06/08	vs Utah State	W 68-63	13890
Field goal pct	.510	.405	12-20-08	vs Arizona State	L 75-76	10431
3 POINT FG-ATT	62-164	39-141	12/30/08	at Tulsa	W 74-68	5545
3-point FG pct	.378	.277	* 1/10/09	at Colorado State	W 86-60	2958
3-pt FG made per game	7.8	4.9	* 01/17/09	at New Mexico	L 62-81	15277
FREE THROWS-ATT	114-157	127-178	* - Conference game			
Free throw pct	.726	.713				
F-Throws made per game	14.3	15.9				
REBOUNDS	275	252				
Rebounds per game	34.4	31.5				
Rebounding margin	+2.9	-				
ASSISTS	127	89				
Assists per game	15.9	11.1				
TURNOVERS	101	110				
Turnovers per game	12.6	13.8				
Turnover margin	+1.1	-				
Assist/turnover ratio	1.3	0.8				
STEALS	67	44				
Steals per game	8.4	5.5				
BLOCKS	25	17				
Blocks per game	3.1	2.1				
ATTENDANCE	0	59789				
Home games-Avg/Game	0-0	6-5911				
Neutral site-Avg/Game	-	2-12160				

Score by Periods	1st	2nd	Totals
BYU Cougars	308	316	624
Opponents	265	263	528

BYU Cougars Combined Team Statistics (as of Jan 17, 2009)
Games won

RECORD:	OVERALL	HOME	AWAY	NEUTRAL
ALL GAMES	14-0	8-0	5-0	1-0
CONFERENCE	2-0	1-0	1-0	0-0
NON-CONFERENCE	12-0	7-0	4-0	1-0

##	Player	gp-gs	min	avg	Total		3-Point		F-Throw		Rebounds			pf	dq	a	to	blk	stl	pts	avg		
					fg-fga	fg%	3fg-fga	3fg%	ft-fga	ft%	off	def	tot										
30	CUMMARD, Lee	14-14	414	29.6	101-165	.612	16-37	.432	42-49	.857	24	60	84	6.0	33	1	42	22	10	12	260	18.6	
45	TAVERNARI, Jonathan	14-14	410	29.3	91-204	.446	34-100	.340	22-28	.786	15	84	99	7.1	30	0	31	17	6	27	238	17.0	
32	FREDETTE, Jimmer	14-13	417	29.8	71-144	.493	20-53	.377	33-39	.846	9	27	36	2.6	15	0	60	32	0	19	195	13.9	
04	EMERY, Jackson	14-14	373	26.6	40-68	.588	18-38	.474	18-27	.667	2	52	54	3.9	29	1	47	18	6	18	116	8.3	
54	MILES, Chris	14-14	293	20.9	43-66	.652	0-0	.000	17-36	.472	16	38	54	3.9	35	1	20	19	11	11	103	7.4	
02	MORGAN,JR, Lamont	14-1	273	19.5	23-50	.460	9-20	.450	14-24	.583	8	19	27	1.9	19	0	23	26	0	9	69	4.9	
05	ROSE, Archie	8-0	84	10.5	6-14	.429	1-2	.500	18-21	.857	9	15	24	3.0	10	0	3	3	0	2	31	3.9	
01	ABOUO, Charles	14-0	194	13.9	15-35	.429	4-11	.364	18-25	.720	5	28	33	2.4	8	0	8	13	2	4	52	3.7	
34	HARTSOCK, Noah	9-0	98	10.9	8-15	.533	0-0	.000	7-10	.700	7	13	20	2.2	14	0	2	3	4	2	23	2.6	
53	MACGREGOR, Gavin	12-0	114	9.5	9-17	.529	0-0	.000	9-18	.500	8	17	25	2.1	24	1	2	5	4	1	27	2.3	
15	ANDERSON, James	11-0	89	8.1	10-20	.500	0-0	.000	2-5	.400	7	11	18	1.6	19	0	3	1	8	3	22	2.0	
20	PINEGAR, Matthew	9-0	41	4.6	1-6	.167	0-5	.000	0-0	.000	0	2	2	0.2	1	0	1	6	0	2	2	0.2	
Team											18	30	48										
Total.....		14	2800		418-804	.520	102-266	.383	200-282	.709	128	396	524	37.4	237	4	242	165	51	110	1138	81.3	
Opponents.....		14	2800		312-807	.387	77-271	.284	149-230	.648	139	304	443	31.6	256	6	152	211	23	77	850	60.7	

TEAM STATISTICS	BY	OPP	Date	Opponent	Score	Att.
SCORING	1138	850	11/14/08	LONG BEACH STATE	w 75-65	15753
Points per game	81.3	60.7	11/18/08	at Pepperdine	w 82-53	1642
Scoring margin	+20.6	-	11/20/08	NORTH FLORIDA	w 74-41	7778
FIELD GOALS-ATT	418-804	312-807	11/21/08	RICE	w 83-52	9277
Field goal pct	.520	.387	11/22/08	CAL POLY	w 76-64	7782
3 POINT FG-ATT	102-266	77-271	11-29-08	at Idaho State	w 85-65	4374
3-point FG pct	.383	.284	12-03-08	at Weber State	w 92-62	5672
3-pt FG made per game	7.3	5.5	12/06/08	vs Utah State	w 68-63	13890
FREE THROWS-ATT	200-282	149-230	12/10/08	BOISE STATE	w 94-56	10506
Free throw pct	.709	.648	12/13/08	PORTLAND PILOTS	w 91-76	9418
F-Throws made per game	14.3	10.6	12/30/08	at Tulsa	w 74-68	5545
REBOUNDS	524	443	1/6/09	WESTERN OREGON	w 85-64	8885
Rebounds per game	37.4	31.6	* 1/10/09	at Colorado State	w 86-60	2958
Rebounding margin	+5.8	-	* 1/13/09	TCU HORNED FROGS	w 73-61	11065
ASSISTS	242	152	* - Conference game			
Assists per game	17.3	10.9				
TURNOVERS	165	211				
Turnovers per game	11.8	15.1				
Turnover margin	+3.3	-				
Assist/turnover ratio	1.5	0.7				
STEALS	110	77				
Steals per game	7.9	5.5				
BLOCKS	51	23				
Blocks per game	3.6	1.6				
ATTENDANCE	80464	34081				
Home games-Avg/Game	8-10058	5-4038				
Neutral site-Avg/Game	-	1-13890				

Score by Periods	1st	2nd	Totals
BYU Cougars	548	590	1138
Opponents	408	442	850

BYU Cougars Combined Team Statistics (as of Jan 17, 2009) Games lost

RECORD:	OVERALL	HOME	AWAY	NEUTRAL
ALL GAMES	0-3	0-1	0-1	0-1
CONFERENCE	0-1	0-0	0-1	0-0
NON-CONFERENCE	0-2	0-1	0-0	0-1

##	Player	gp-gs	min	avg	Total		3-Point		F-Throw		Rebounds			pf	dq	a	to	blk	stl	pts	avg	
					fg-fga	fg%	3fg-fga	3fg%	ft-fa	ft%	off	def	tot									
45	TAVERNARI, Jonathan	3-3	101	33.7	22-50	.440	11-30	.367	0-0	.000	5	14	19	6.3	6	0	6	7	1	2	55	18.3
32	FREDETTE, Jimmer	3-3	105	35.0	19-40	.475	6-15	.400	10-12	.833	1	4	5	1.7	4	0	17	11	1	4	54	18.0
30	CUMMARD, Lee	3-3	96	32.0	11-35	.314	3-10	.300	12-16	.750	5	15	20	6.7	9	0	12	4	2	4	37	12.3
53	MACGREGOR, Gavin	3-0	51	17.0	6-7	.857	0-0	.000	7-10	.700	8	8	16	5.3	10	1	0	1	0	1	19	6.3
04	EMERY, Jackson	3-3	87	29.0	6-23	.261	3-18	.167	4-6	.667	4	10	14	4.7	11	1	8	3	0	5	19	6.3
54	MILES, Chris	3-3	63	21.0	7-9	.778	0-0	.000	2-7	.286	4	5	9	3.0	11	1	4	7	1	0	16	5.3
01	ABOUO, Charles	3-0	42	14.0	4-11	.364	1-3	.333	4-5	.800	2	5	7	2.3	12	1	2	3	0	1	13	4.3
05	ROSE, Archie	3-0	16	5.3	1-5	.200	1-1	1.000	3-4	.750	2	4	6	2.0	3	0	0	1	0	0	6	2.0
02	MORGAN, JR., Lamont	3-0	31	10.3	2-3	.667	1-2	.500	0-0	.000	0	6	6	2.0	2	0	3	6	0	2	5	1.7
15	ANDERSON, James	2-0	4	2.0	0-0	.000	0-0	.000	0-0	.000	0	0	0	0.0	1	0	0	0	0	0	0	0.0
34	HARTSOCK, Noah	2-0	4	2.0	0-0	.000	0-0	.000	0-0	.000	0	0	0	0.0	2	0	0	0	0	0	0	0.0
Team											5	5	10									
Total.....		3	600		78-183	.426	26-79	.329	42-60	.700	36	76	112	37.3	71	4	52	43	5	19	224	74.7
Opponents.....		3	600		83-174	.477	17-51	.333	68-92	.739	29	79	108	36.0	57	0	43	34	12	18	251	83.7

TEAM STATISTICS	BY	OPP	Date	Opponent	Score	Att.
SCORING	224	251	12-20-08	vs Arizona State	L 75-76	10431
Points per game	74.7	83.7	1/3/09	WAKE FOREST	L 87-94	23096
Scoring margin	-9.0	-	* 01/17/09	at New Mexico	L 62-81	15277
FIELD GOALS-ATT	78-183	83-174	* - Conference game			
Field goal pct	.426	.477				
3 POINT FG-ATT	26-79	17-51				
3-point FG pct	.329	.333				
3-pt FG made per game	8.7	5.7				
FREE THROWS-ATT	42-60	68-92				
Free throw pct	.700	.739				
F-Throws made per game	14.0	22.7				
REBOUNDS	112	108				
Rebounds per game	37.3	36.0				
Rebounding margin	+1.3	-				
ASSISTS	52	43				
Assists per game	17.3	14.3				
TURNOVERS	43	34				
Turnovers per game	14.3	11.3				
Turnover margin	-3.0	-				
Assist/turnover ratio	1.2	1.3				
STEALS	19	18				
Steals per game	6.3	6.0				
BLOCKS	5	12				
Blocks per game	1.7	4.0				
ATTENDANCE	23096	25708				
Home games-Avg/Game	1-23096	1-15277				
Neutral site-Avg/Game	-	1-10431				

Score by Periods	1st	2nd	Totals
BYU Cougars	123	101	224
Opponents	122	129	251