

BYU COUGAR BASKETBALL

Game 20 — BYU at Utah

2008-09 SCHEDULE

NOVEMBER

6 (Thu.)	Concordia University (Exhibition)	96-54	W
11 (Tue.)	Georgetown College (Exhibition)	80-53	W
14 (Fri.)	Long Beach State	75-65	W
18 (Tue.)	@ Pepperdine	82-53	W
20 (Thu.)	North Florida* (BYUTV)	74-41	W
21 (Fri.)	Rice* (BYUTV)	83-52	W
22 (Sat.)	Cal Poly* (BYUTV)	76-64	W
29 (Sat.)	@ Idaho State (BYUTV)	85-65	W

DECEMBER

3 (Wed.)	@ Weber State (KJZZ, BYUTV)	92-62	W
6 (Sat.)	vs. Utah State (KJZZ, BYUTV) (Energy Solutions Arena)	68-63	W
10 (Wed.)	Boise State (The Mtn.)	94-56	W
13 (Sat.)	Portland (The Mtn.)	91-76	W
20 (Sat.)	vs. Arizona State* (FSN) (University of Phoenix Stadium)	75-76	L
30 (Tue.)	@ Tulsa (CBS CS)	74-68	W

JANUARY

3 (Sat.)	Wake Forest (The Mtn.)	87-94	L
6 (Tue.)	Western Oregon	85-64	W
10 (Sat.)	@ Colorado State (The Mtn.)	86-60	W
13 (Tue.)	TCU (The Mtn.)	73-61	W
17 (Sat.)	@ New Mexico (VERSUS)	62-81	L
21 (Wed.)	UNLV (CBS C)	70-76	L
24 (Sat.)	San Diego State (The Mtn.)	77-71	W
27 (Tue.)	@ Utah (The Mtn.)	8 p.m.	
31 (Sat.)	Wyoming (The Mtn.)	4 p.m.	

FEBRUARY

3 (Tue.)	@ Air Force (The Mtn.)	6 p.m.	
11 (Wed.)	Colorado State (The Mtn.)	6 p.m.	
14 (Sat.)	@ TCU (The Mtn.)	6:30 p.m.	
17 (Tue.)	New Mexico (The Mtn.)	8 p.m.	
21 (Sat.)	@ UNLV (CBS C)	8 p.m.	
24 (Tue.)	@ San Diego State (The Mtn.)	7:30 p.m.	
28 (Sat.)	Utah (CBS C)	3 p.m.	

MARCH

4 (Wed.)	@ Wyoming (The Mtn.)	6 p.m.	
7 (Sat.)	Air Force (The Mtn.)	7 p.m.	
11-14	MWC Tournament (Mtn./CBS C/VERSUS) (Thomas & Mack Center in Las Vegas)		
*Basketball Travelers Invitational (Marriott Center)			
^2008 Stadium Shootout			

BYU TO FACE RIVAL UTAH ON TUESDAY IN KEY MWC MATCHUP

BYU (15-4, 3-2 MWC) will travel up the road to face in-state and Mountain West Conference rival Utah (12-7, 3-2 MWC) on Tuesday at 8 p.m. in Salt Lake City. The game will be the first men's basketball contest in the Deseret First Duel rivalry series this season, which Utah currently leads 16-6 with five points on the line Saturday. Both the Utes and Cougars have begun league play 3-2. No team in the league has fewer than two losses and six teams are tied in the loss column with two apiece. Saturday's game will be televised on The Mtn. while the radio broadcast can be heard on KSL Newsradio 102.7 FM and 1160 AM out of Salt Lake City and on the Internet at KSL.com beginning with the pregame show at 7 p.m. MT.

UP NEXT

BYU will host Wyoming on Saturday, Jan. 31, in the Marriott Center at 4 p.m. MT. BYU has won seven straight against Wyoming including three-straight in Provo. Follow the game on www.byucougars.com and listen live on the radio beginning with the pregame show at 3 p.m. MT on KSL Newsradio 102.7 FM and 1160 AM out of Salt Lake City or via the Internet at KSL.com. The game will be televised live on The Mtn.

COUGAR QUICK HITS

- Lee Cummond is now 16th all-time in scoring at BYU with 1,336 points. He is two points from passing Marty Haws for 15th. Jonathan Tavernari is 30 points from reaching 1,000 for his career.
- Two-time MWC Coach of the Year Dave Rose has guided BYU to three-straight 20-win seasons and three-straight postseason appearances. In his first season the Cougars were 20-9 and made a trip to the NIT. In his second campaign he guided the Cougars to the outright MWC title, a top-25 ranking, a trip to the NCAA Tournament and a 25-9 overall record. Last season he led BYU to a 27-8 overall record, a second-straight outright league title and a trip to the NCAA Tournament. He has the best record through 110 games of any BYU basketball coach.
- BYU has been picked to finish second (five first-place votes) in the MWC preseason poll by the league's media.
- BYU's school record 53 game home winning streak ended with a 94-87 loss to Wake Forest.

BYU GAME #19 FAST FACTS

BYU (15-4, 3-2)

vs.

Utah (12-7, 3-2)

Tuesday, Jan. 27, 2009
 Huntsman Center (15,000)
 Salt Lake City, Utah
 8 p.m. MT



Coaches..... BYU, Dave Rose (87-30 in fourth season; same overall)
 Utah, Jim Boylen (30-22 in 2nd season; same overall)
 Series..... Utah leads, 124-122, BYU has won last four meetings
 TV..... The Mtn. (James Bates, play-by-play; Joe Cravens, game analysis)
 Radio..... KSL Newsradio (102.7 FM/1160 AM) and the Cougar Sports Network (7 p.m. MT pregame show — Greg Wrubell, play-by-play; Mark Durrant, game analysis)
 Web..... Live audio and live stats links are available on the basketball schedule page at www.byucougars.com/basketball_m/

BYU'S PROBABLE STARTERS

POS.	#	NAME	HT.	WT.	YR.	HOMETOWN / LAST TEAM
G	4	Jackson Emery	6-3	185	So.	Alpine, Utah / Lone Peak HS
G	30	Lee Cummond	6-7	190	Sr.	Mesa, Ariz. / Mesa HS
G	32	Jimmer Fredette	6-2	195	So.	Glens Falls, N.Y. / Glens Falls HS
G/F	45	Jonathan Tavernari	6-6	215	Jr.	Sao Bernardo, Brazil / Bishop Gorman HS
F/C	54	Chris Miles	6-11	235	Jr.	Provo, Utah / Timpview HS

2008-09

PPG	RPG	NOTE
8.2	4.1	Recorded 9 points, 5 rebounds, 2 assists and 1 steal against SDSU
17.0	6.1	Posted a double-double with 16 points and 10 boards vs. SDSU
14.5	2.7	Pulled down a career-best 6 boards to go with 8 points vs. SDSU
17.4	7.1	Is 30 points from reaching 1,000 points for his career
6.7	3.7	Was 3-for-3 from the field vs. SDSU for 8 points

OFF THE BENCH

G/F	1	Charles Abouo	6-5	210	Fr.	Abidjan, Cote d'Ivoire / Brewster Academy	3.7	2.1	Hit a three against UNLV and has made 4-of-8 overall
G	2	Lamont Morgan, Jr.	5-10	170	Jr.	Pomona, Calif. / Saddleback CC	4.7	1.7	Scored 12 points (tied career high) and had a career-best 5 dimes vs. SDSU
G	5	Archie Rose	6-5	210	Sr.	Nassau, Bahamas / Lee College	3.4	2.7	Posted 8 points and 4 rebounds vs. TCU
F/C	15	James Anderson	6-10	230	Fr.	Page, Ariz. / Page HS	1.9	1.4	Had 4 points, 1 rebound and 2 blocks against SDSU
G	20	Matt Pinegar	6-0	190	Fr.	Provo, Utah / Timpview HS	0.2	0.2	Is out for 2-3 weeks with an injury
F	34	Noah Hartsock	6-8	215	Fr.	Bartlesville, Okla. / Bartlesville HS	1.8	1.7	Posted career highs of seven points and three blocks against WO
F/C	53	Gavin MacGregor	6-10	240	Sr.	Ridgecrest, Calif. / Burroughs HS	2.9	2.6	Had career highs of 11 points and 7 boards at New Mexico

REDSHIRTS

G	10	Michael Loyd, Jr.	6-1	170	So.	Las Vegas, Nev. / Palo Verde HS
F	35	Michael Boswell	6-9	215	Fr.	Aloha, Ore. / Aloha HS





CURRENT STANDINGS

SCHOOL	PTS.
BYU	6
Utah	16

SCORING SYSTEM

SPORT	MEETINGS	PTS.	TOTAL
Football	1	10	10
Men's Bball	2	5	10
Women's Bball	2	5	10
Baseball	6	1.5	9
Women's Soccer	1	6	6
Women's Volleyball	2	3	6
Gymnastics	2	3	6
Softball	3	1.5	4.5
Men's Swim	1	1	1
Women's Swim	1	1	1
Men's Tennis	1	1	1
Women's Tennis	1	1	1
Total Points			65.5

SCHEDULE

SPORT	DATE /WINNER	PTS.
Women's Soccer	BYU, 5-0 (at Utah)	6
Women's Volleyball	Utah, 3-0 (at BYU)	3
Women's Volleyball	Utah, 3-2 (at Utah)	3
Football	Utah, 48-24 (at Utah)	10
Men's Bball	Jan. 27, 4 p.m.	5
Women's Bball	Jan. 28, 7 p.m.	5
Men's Swim	Feb. 6, 6 p.m.	1
Women's Swim	Feb. 6, 6 p.m.	1
Gymnastics	Feb. 6, 7 p.m.	3
Women's Bball	Feb. 28, 1:30 p.m.	5
Men's Bball	Feb. 28, 3 p.m.	5
Men's Baseball	March 12, 3 p.m.	1.5
Men's Baseball	March 13, 3 p.m.	1.5
Men's Baseball	March 14, 1 p.m.	1.5
Gymnastics	March 20, 7 p.m.	3
Men's Tennis	April 3, 1 p.m.	1
Women's Softball	April 10, 4 p.m.	1.5
Women's Softball	April 11, 1 p.m.	1.5
Women's Tennis	April 11, TBA	1
Men's Baseball	April 16, 7 p.m.	1.5
Men's Baseball	April 17, 7 p.m.	1.5
Men's Baseball	April 18, 1 p.m.	1.5
Women's Softball	April 25, 2 p.m.	1.5

BYU VS. UTAH MEN'S BASKETBALL SERIES

BYU and Utah will meet for the 247th time Saturday and 2009 marks the 100th anniversary of the series. The Cougars won the inaugural game, 32-9, in Provo, on Jan. 23, 1909, and won again on March 5 of that year, 40-27, in SLC on its way to winning the first eight games against the Utes. The series ranks 10th in the NCAA record book in terms of most games in a rivalry and is the 11th longest running rivalry dating back to 1909. Utah is the opponent that BYU has played the most in its history (244 games) and is BYU's second-longest running series (Utah State series began in 1905 and includes 222 games). In the 100 years of the BYU-Utah series, this season will mark only the eighth year the Cougars have trailed Utah in the overall series after the Utes took their first series lead in 2000. Utah currently holds a 124-122 series advantage. BYU has a 68-47 record in Provo against the Utes, while Utah holds a 72-48 advantage in Salt Lake City. BYU has a 6-5 edge on neutral floors. The Cougars have won four-straight against Utah including a 55-52 victory in Salt Lake and a 67-59 win in Provo last season. BYU has won four-straight over Utah for the first time since a stretch from 1994 to 1995 that included on win at Utah, two in the Marriott Center and one in the WAC Tournament. The Cougars have won two-straight at Utah for the first time since 1984-85. BYU ended a string of 12 straight Utah wins, its longest in the series, with a 58-54 victory at the 2000 MWC Tournament semifinals. The Utes' 2003 victory in Provo ended BYU's nation-best 44-game homecourt victory streak.

THE DESERET FIRST DUEL RIVALRY SERIES

The 2008-09 season marks the second year of the Deseret First Duel persented by Deseret First Credit Union.

The Deseret First Duel began in September 2007 as a way for BYU, the University of Utah, and Deseret First Credit Union to celebrate this spirited rivalry that dates back to the 1890s. Until last year, there had been no established means to recognize the overall athletic supremacy of the Cougars or the Utes. Now, the university that wins the Deseret First Duel has its name engraved on large granite monuments located at both schools and, most importantly, holds bragging rights for the following year.

Here's how the Deseret First Duel works: BYU and Utah compete against each other in baseball, men's and women's basketball, football, women's gymnastics, women's soccer, softball, men's and women's tennis, women's volleyball, and men's and women's swimming. Points are awarded to the school that wins each game, meet, or match. A team trophy will also be presented to the winner in each sport. The university that scores that scores the first 33 of the total of 65 ½ points will claim the Deseret First Duel championship in April 2009. BYU narrowly defeated Utah to win the inaugural Deseret First Duel in 2007-08.

The Utah vs. BYU rivalry is one of the oldest and strongest in the country. In November 2005, the Wall Street Journal rated the rivalry the fourth best in college athletics. Thanks to a partnership with Deseret First Credit Union, the rivalry now has an official name and a traveling trophy to signify yearly supremacy. The Deseret First Duel sponsorship between the two universities and Deseret First Credit Union is for five years.

"We have discussed the concept of a rivalry series for a long time," said BYU Director of Athletics Tom Holmoe. "The rivalry between the two schools has a long and storied tradition. Dr. Hill and I have been looking for ways to promote the positive things about this celebrated rivalry. Our hope is the Deseret First Duel will add excitement to our competitions."

"We've been talking about formalizing a rivalry series for several years now, and it's really exciting to see it become a reality. The Utah-BYU rivalry is widely recognized as one of the nation's best in terms of competitiveness and fan interest," said University of Utah Director of Athletics Dr. Chris Hill. "The rivalry series will serve as another avenue for fans of both schools to show their involvement and enthusiasm. I see the competition as a great way to grow the intensity of the rivalry in a positive fashion."

Both universities have a Deseret First Duel web link on their respective athletic websites (byucougars.com and utahutes.com). The website provides scores, point totals, upcoming rivalry games and special online offers, including the ability to enter to win the Ultimate Fan Experience.

Deseret First Credit Union, founded in 1955, operates 11 branches from Logan to St. George, has more than 50,000 members and over \$417 million in assets. Deseret First is a full-service credit union offering deposit and loan accounts, insurance, investments, SBA loans and more.

CURRENT STANDINGS

Utah currently leads the series 16-6 with five points being decided by Tuesday's men's basketball game at 8 p.m. and another five points on the line Wednesday at 7 p.m. when the women's basketball teams square off in the Marriott Center. BYU women's soccer opened this season's Deseret First Duel with a 5-0 win at Utah on Oct. 12 to give BYU a 6-0 lead. Utah answered by sweeping the volleyball series 3-0 and 3-2 to even the score. Utah football defeated BYU 48-24 to give the Utes a 16-6 advantage.



BYU SERIES RECORD VS. UTAH

Overall Series Record: Utah leads 124-122
 BYU Record in Provo: 68-47 (21-17 in the Marriott Center)
 BYU Record in Salt Lake: 48-72 (12-29 in the Jon M. Huntsman Center)
 BYU Record at Neutral Sites: 6-5
 BYU Record under Dave Rose: 5-2
 BYU Record in OT Games: 4-7* [1-1 Rd, 2-5 Hm, 1-1 Ntrl]
 *1-0 in 2OT, 0-2 in 3OT - all in Provo (83-85)
 Last Overtime Game: 1991, won v. Utah @ WAC, 51-49
 Longest BYU Win Streak: 8 (1909-12)
 Longest Utah Win Streak: 12 (1995-2000)
 Largest BYU Margin of Victory: 31 two times (1965, 94)
 Largest Utah Margin of Victory: 36, 85-49 (1997)
 Most Points Scored by BYU: 115 (1966)
 Most Points Scored by Utah: 106 two times (1962, 1963)

Since 1988

Date	Opponent	Score	W/L
2-4-88	Utah	82-64	W
2-27-88	at Utah	60-62	L
2-2-89	at Utah	86-90	L
2-25-89	Utah	81-74	W
1-25-90	Utah	65-49	W
2-10-90	at Utah	73-89	L
3-8-90	vs. Utah* (OT)	61-62	L
2-16-91	at No. 14 Utah	74-81	L
3-2-91	No. 9 Utah (OT)	71-72	L
3-9-91	vs. No. 8 Utah (OT)	51-49	W
2-20-92	Utah	58-56	W
3-7-92	at Utah	87-73	W
3-13-92	vs. Utah+	75-62	W
1-9-93	Utah	53-54	L
2-27-93	at No. 11 Utah	83-89	L
1-8-94	at Utah	64-62	W
2-26-94	Utah	73-70	W
3-10-94	vs. Utah+	96-65	W
1-3-95	Utah	64-57	W
3-4-95	at Utah	79-87	L
1-2-96	at No. 15 Utah	77-83	L
3-2-96	No. 10 Utah	85-96	L
1-11-97	No. 9 Utah	51-61	L
2-6-97	at No. 5 Utah	49-85	L
1-10-98	No. 3 Utah	61-71	L
2-5-98	at No. 5 Utah	68-83	L
1-9-99	at Utah	54-75	L
2-6-99	No. 20 Utah	46-71	L
3-4-99	vs. No. 8 Utah*	62-81	L
1-15-00	Utah	49-56	L
2-12-00	at No. 21 Utah	62-77	L
3-10-00	vs. Utah^	58-54	W
1-29-01	Utah	69-61	W
2-24-01	at Utah	75-82	L
1-28-02	at Utah	66-71	L
2-23-02	Utah	63-61	W
1-25-03	Utah	75-79	L
2-24-03	at No. 23 Utah	64-71	L
1-31-04	at Utah	56-64	L
3-1-04	Utah	70-57	W
3-12-04	vs. Utah^	51-54	L
1-31-05	No. 25 Utah	58-72	L
2-26-05	at No. 13 Utah	60-69	L
1-7-06	Utah	72-60	W
2-8-06	at Utah	60-79	L
3-9-06	vs. Utah^	70-74	L
1-31-07	at Utah	76-66	W
3-3-07	Utah	85-62	W
1-19-08	at Utah	55-52	W
2-20-08	Utah	67-59	W

*WAC Tournament
 ^MWC Tournament

LOOKING AT UTAH

Utah is 12-7 overall and 3-2 in MWC play this season, including a 75-65 loss at UNLV on Jan. 24. The Utes are 2-0 at home in conference play with wins over Wyoming and Colorado State and 7-2 at the Huntsman Center overall. Utah is 1-2 on the road in MWC play with losses at San Diego State and UNLV and a win over Air Force. The Utes average 72.4 points per game and shoot 48.4 percent from the field while holding opponents to 64.5 points per game and a 39.2 shooting percentage. Utah leads the conference and is second in the nation in free throw shooting at .790. Luka Drca leads the team from the line shooting 90.0 percent (36-40). Luke Nevill, a three-time conference player of the week this season, leads the team in scoring (17.2), rebounding (8.4) and field goal percentage (61.0). Nevill is first in the league in field goal percentage, tied for first in rebounding and is third in scoring. Lawrence Bohra is second on the team in scoring at 11.1 points per game while Shaun Green (10.4) and Tyler Kepkay (10.2) are third and fourth, respectively. Green is third on the team in rebounding (5.2) and leads the Utes in three-point shooting (41 makes, 39.0 percent). Carlton Brown runs the point for Utah and averages 9.9 points, 5.8 rebounds (second on the team) and 3.7 assist per game, sixth in the MWC. Utah is coached by Jim Boylen, who led the Utes to an 18-15 record last season, his first year as a head coach.

UTAH'S PROBABLE STARTERS

Pos.	#	Name	Ht.	Wt.	Yr.	PPG	RPG
G	11	Lawrence Bohra	6-3	205	Sr.	11.1	3.2
G	15	Carlton Brown	6-5	205	So.	9.9	5.8
G	5	Luka Drca	6-5	205	Jr.	7.9	2.6
F	45	Morgan Grim	6-8	220	So.	0.8	0.9
C	50	Luke Nevill	7-2	265	Sr.	17.2	8.4

UTAH'S LAST OUTING — UTES FALL TO UNLV

LAS VEGAS (AP) -TreVon Willis scored a career-high 22 points to lead UNLV over Utah 75-65 Saturday.

Wink Adams and Rene Rougeau added 14 points each for the Runnin' Rebels (16-4, 4-2 Mountain West). Adams had 12 points in the second half, when the Rebels rallied after trailing 38-30 at halftime.

Luke Nevill led Utah (12-7, 3-2) with 14 points and seven rebounds. Shaun Green, Luka Drca, and Lawrence Bohra added 11 points apiece for the Utes, who hit 10 3-pointers.

The Rebels outscored the Utes 45-27 in the second half.

SERIES NOTES

BYU and Utah will meet for the 247th time Tuesday and 2009 marks the 100th anniversary of the series. The Cougars won the inaugural game, 32-9, in Provo, on Jan. 23, 1909, and won again on March 5 of that year, 40-27, in SLC on its way to winning the first eight games against the Utes. The series ranks 10th in the NCAA record book in terms of most games in a rivalry and is the 11th longest running rivalry dating back to 1909. Utah is the opponent that BYU has played the most in its history (244 games) and is BYU's second-longest running series (Utah State series began in 1905 and includes 222 games). In the 100 years of the BYU-Utah series, this season will mark only the eighth year the Cougars have trailed Utah in the overall series after the Utes took their first series lead in 2000. Utah currently holds a 124-122 series advantage. BYU has a 68-47 record in Provo against the Utes, while Utah holds a 72-48 advantage in Salt Lake City. BYU has a 6-5 edge on neutral floors. The Cougars have won four-straight against Utah including a 55-52 victory in Salt Lake and a 67-59 win in Provo last season. BYU has won four-straight over Utah for the first time since a stretch from 1994 to 1995 that included on win at Utah, two in the Marriott Center and one in the WAC Tournament. The Cougars have won two-straight at Utah for the first time since 1984-85. BYU ended a string of 12 straight Utah wins, its longest in the series, with a 58-54 victory at the 2000 MWC Tournament semifinals. The Utes' 2003 victory in Provo ended BYU's nation-best 44-game homecourt victory streak.

COMPARING THE STATS — BYU VS. UTAH

Season Averages Overall	BYU	Utah
Points Scored/Game	79.4	72.5
Points Allowed/Game	65.7	64.5
Rebounds/Game	37.1	35.7
Assists/Game	17.3	13.7
Steals/Game	7.3	5.2
Blocks/Game	3.3	5.3
Turnovers	12.5	13.8
FG Percentage	.499	.484
FG Percentage Defense	.408	.392
3FG Percentage	.377	.365
3FG/Game	7.7	6.7
3FG Percentage Defense	.303	.355
FT Percentage	.716	.724



BYU at Utah • Jan. 19, 2008

01/19/08 2:05 p.m. at Salt Lake City, Utah (Huntsman Center)
VISITORS: BYU Cougars 13-5, 2-1 MWVC

##	Player	tot:fg		3-pt		rebounds		pf	ta	a	to	blk	s	min																	
		fg	fga	fg	fga	ft	fta								of	ds	tot														
30	CUMMARD, Lee	f	6	15	0	3	7	7	3	6	9	3	19	1	2	0	2	34													
45	TAVERNARI, Jonathan	f	0	6	0	3	0	0	2	3	5	2	0	0	1	0	1	24													
44	PLAISTED, Trent	c	2	11	0	0	2	4	3	1	4	3	6	2	3	1	1	27													
20	BURGESS, Sam	g	5	8	2	5	0	0	0	0	4	2	12	0	2	0	1	33													
24	MURDOCK, Ben	g	0	2	0	2	2	0	0	0	0	1	2	4	1	0	0	32													
01	LOYD, JR., Michael	g	0	1	0	0	0	0	0	1	1	0	0	1	0	1	0	7													
32	FREDETTE, Jimmer	c	3	6	1	4	1	1	1	3	4	1	8	0	1	0	0	14													
41	COLLINSWORTH, C	c	3	5	0	0	1	2	6	8	0	6	0	0	0	0	0	16													
54	MILES, Chris	g	1	6	0	0	0	1	2	3	2	2	0	0	1	0	1	13													
TEAM																															
Totals.....		20		60		3		17		15		12		30		42		14		55		8		10		3		5		20	

TOTAL FG%	1st Half: 9:32 28.1%	2nd Half: 11:28 39.3%	Game: 33.3%	DEADBALL
3-Pt. FG%	1st Half: 0:7 0.0%	2nd Half: 3:10 30.0%	Game: 17.6%	REBOUNDS
F Throw %	1st Half: 8:9 88.9%	2nd Half: 4:6 66.7%	Game: 80.0%	1

HOME TEAM: Utah 10-6, 1-2 MWVC

##	Player	tot:fg		3-pt		rebounds		pf	ta	a	to	blk	s	min																	
		fg	fga	fg	fga	ft	fta								of	ds	tot														
15	BROWN, Carlton	f	0	1	0	0	0	0	1	1	0	0	0	0	0	11															
21	GREEN, Shaun	f	3	5	2	4	0	0	1	8	9	2	8	2	1	1	33														
50	NEVILL, Luke	c	5	12	0	1	2	1	8	9	3	11	1	2	2	0	32														
11	BOBHA, Lawrence	g	5	10	1	4	1	1	0	0	0	3	12	1	1	0	0	33													
32	KEPKAY, Tyler	g	1	8	0	2	0	0	0	5	5	1	2	1	0	0	0	23													
01	BRYANT, Johnnie	c	3	10	0	2	2	2	2	0	2	3	8	1	2	0	0	29													
05	DACA, Luka	c	3	8	0	2	1	3	1	4	5	2	7	1	2	0	3	28													
14	TILLIE, Kim	c	2	3	0	0	0	0	1	4	5	2	4	0	1	1	0	10													
45	GRIM, Morgan	g	0	0	0	0	0	0	0	0	0	0	0	0	0	0	0	1													
TEAM																															
Totals.....		22		57		3		14		5		8		6		30		36		16		52		7		10		4		20	

TOTAL FG%	1st Half: 9:26 34.6%	2nd Half: 13:31 41.9%	Game: 38.6%	DEADBALL
3-Pt. FG%	1st Half: 2:6 33.3%	2nd Half: 1:9 12.5%	Game: 21.4%	REBOUNDS
F Throw %	1st Half: 3:3 100%	2nd Half: 2:5 40.0%	Game: 62.5%	2

Officials: David Hall, Eric Curry, Mike Reed

Technical fouls: BYU Cougars-None; Utah-None.

Attendance: 14224

Score by Periods

BYU Cougars 26 29 55

Utah 23 29 52

Points in the paint-BYU 24,UT 30. Points off turnovers-BYU 9,UT 2.
2nd chance points-BYU 7,UT 6. Fast break points-BYU 7,UT 4.
Bench points-BYU 16,UT 19. Score tied-6 times. Lead changed-11 times.
Last FG-BYU 2nd-02:32, UT 2nd-01:41.
Largest lead-BYU by 7 2nd-08:48, UT by 5 1st-18:19.

LAST YEAR AT UTAH — COUGARS REPEAT IN THE HUNTSMAN CENTER

SALT LAKE CITY (Jan. 19, 2008) – The BYU men's basketball team made itself at home in the Huntsman Center Saturday, getting a 55-52 win over Utah to improve to 13-5 on the year and 2-1 in Mountain West Conference play. Junior guard Lee Cummard once again filled the stat sheet as he posted a game-high 19 points along with a team-high nine rebounds, two steals and one assist. Senior Sam Burgess also scored in double figures with 12 points on 5-for-8 shooting from the field. Despite another tough shooting night for the Cougars, BYU's defense held the Utes to their lowest point total of the season in the win. The Utes drained their first two buckets of the night, including a three-pointer from Lawrence Bohra, until Cummard got the Cougars on the board with two free throws and a layin. Utah converted a three-point play on the next trip down the floor to make it 8-4 with 17:19 to play in the first half. The Cougars' road shooting woes continued early on as they made just one of their first 10 shots from the field. However, stifling BYU defense, including a block from Trent Plaisted, kept the game in hand as neither team was able to score for almost four minutes. Burgess finally turned defense into offense with a steal and a fastbreak layin at the 13:28 mark. After another Utah turnover, Cummard drove the paint and scored, earning the and-one opportunity and draining the free throw to give BYU its first lead of the game at 9-8. Utah finally ended a 7-0 Cougar run and a 5:49 scoring drought with a jumper from Johnnie Bryant, and moments later, an 11-8 Cougar lead was 15-13 back in the Utes' favor midway through the first half. The two teams traded buckets from there to a 17-15 Ute lead until another 7-0 Cougar spurt, featuring five points from freshman Jimmer Fredette, gave BYU its largest lead of the game to that point at 22-17 with 5:20 left in the half. Bryant finally ended the 5:30 Utah scoring drought with two free-throw makes at the 2:39 mark as Utah scored six of the next eight points. But BYU had the last word in the half as Cummard drained two free throws and freshman Michael Loyd, Jr. blocked a shot on the other end to send the Cougars into the locker room up 26-23. Utah came out hard and fast to begin the second half, scoring seven of the first eight points to go up 30-27 and force a Cougar timeout 68 seconds in. Plaisted made two free throws in the early going before Cummard scored BYU's first bucket of the half to knot the score at 30-30. Moments later, Burgess drained the first Cougar trey of the night to put BYU back on top with 16:09 left in the game. The lead see-sawed from there as neither team was able to lead by more than two points. BYU's guard play continued to dominate as Cummard and Burgess took turns in the scoring column. Freshman Chris Collinsworth finally made it back-to-back Cougar buckets for the first time in six minutes with an offensive rebound and putback. After a Ute miss on the other end, Collinsworth made it six straight Cougar points with a long jumper to put BYU up 43-38 with 10:25 left to play. After Utah tied the game at 50-all Burgess hit a huge three-pointer from the corner to put BYU up three points with 2:27 left. Utah got within one point with a bucket from Tyler Kepkay, but couldn't convert at the free-throw line after a Cougar miss. BYU got the ball back up one point with under a minute to play but couldn't find the hoop, giving Utah once more chance with 30 seconds left. The Utes ran the clock down before taking one more shot, which sailed to the side of the basket and into the hands of Cummard. Fittingly, Cummard was fouled and iced the game with two free throws on the other end, making him a perfect 7-for-7 from the line on the night and securing the 55-52 BYU win.

WHAT WAS SAID AFTER THE GAME ...

BYU Head Coach Dave Rose

– “Defensively, our guys were great. Our coaches put together a really good game plan, and our guys did a really good job of executing. I'm really proud of how they battled and executed defensively.”
– “This team can really get strength and confidence from each other. Lee [Cummard] stepped up, and Sam [Burgess] hit a really big three-pointer for us. I also thought Ben Murdock was terrific tonight. He played a really physical game, and his presence defensively really got us started offensively.”
– “We challenged Lee before the game. He came up really big for us in a lot of ways. We know he can score, but he does so much more for us.”

NOTES FROM LAST YEAR AT UTAH

– BYU has now won the last three meetings against Utah, including two wins in the Huntsman Center after a 12-game losing streak in Salt Lake City dating back to 1994. Prior to the last two victories, the Cougars had not won two in a row in the Huntsman Center since the 1983-84 and 1984-85 seasons. BYU head coach Dave Rose is now 4-2 all-time against the Cougars' in-state rivals, including wins in the last three games.
– With the win, BYU improved its lead to 21-6 over the Utes in the newly created Deseret First Duel rivalry series.
– With the 55-52 win, the Cougars are now 10-1 on the year when holding opponents under the 70-point mark. Utah's 52 points was a season-low for the Utes.
– The Cougars ended a three-game road losing streak with the victory, picking up their first Mountain West Conference road victory of the season. BYU won five of their last seven road games last season.
– BYU is now 12-2 this season when outrebounding opponents with a 42-36 edge over Utah. BYU leads the Mountain West in rebounding margin.
– With a 26-23 halftime lead at Utah, the Cougars have now led at halftime in 15 of 18 games this year, including 11 double-digit leads. The Cougars are now 13-2 when holding a halftime advantage. BYU has held opponents under 30 first-half points in 12 contests.
– Cummard had a streak of 11 straight games with a three-point make come to an end against the Utes while Burgess drained two treys to mark the 14th game this season he has hit from long range. Tavernari and Cummard have recorded three-pointers in 16 of 18 games this year while Jimmer Fredette has made one from behind the arc in 12 games this season, including one against Utah.
– Cummard was a perfect 7-for-7 from the free-throw line, improving his season total to 44-of-48 (.917) after making his last 21 straight. Cummard has been perfect from the line in nine of the 12 games in which he has taken free throws. His two makes with three seconds on the clock put the game away for BYU.
– With 12 points in the game, Burgess scored in double figures for the seventh time this season and the first since Dec. 29 at Boise State. Burgess reached double-digit scoring four times last year. – The game had two ties and eight lead changes. BYU's biggest lead was seven points at 46-39. The Cougars led 57-51, when the Aztecs used a 12-4 run to regain the lead. BYU lost for the first time in 22 games this year when leading at the five-minute mark of the second half.



BYU vs. Utah - Feb. 20, 2008

02/20/08 8:05 p.m. at Marriott Center, Provo, Utah
VISITORS: Utah 159, 65 MWC

#	Player	tot fg		3pt		rebounds		pf	tp	a	to	blk	s	min				
		fg	fga	fg	fga	ft	fta								of	ds		
21	GREEN, Shaun	f	2	4	2	3	0	0	1	4	5	3	6	2	1	0	36	
50	NEVILL, Luke	c	5	14	0	0	1	1	1	2	3	4	11	0	0	3	0	21
11	BORHA, Lawrence	g	4	10	0	4	4	5	0	7	4	12	1	2	0	2	32	
15	BROWN, Carlton	g	1	3	0	0	0	0	0	0	0	2	2	1	1	0	14	
32	KEPKAY, Tyler	g	0	3	0	1	0	0	1	0	1	1	0	0	1	0	19	
01	BRYANT, Johnnie	g	6	13	3	7	0	0	0	4	4	3	15	1	4	0	29	
05	DRCA, Luka	g	3	9	1	5	2	2	2	4	6	4	9	4	4	0	27	
14	TILLIE, Kim	g	1	2	0	0	2	2	1	4	5	3	4	0	0	0	17	
45	GRIM, Morgan	g	0	1	0	0	0	0	1	1	2	1	0	0	0	0	5	
TEAM																		
Totals.....																		

TOTAL FG%	1st Half: 10:30 33.3%	2nd Half: 12:29 41.4%	Game: 37.3%	DEADBALL
3-Pt. FG%	1st Half: 2:9 22.2%	2nd Half: 4:11 36.4%	Game: 30.0%	REBOUNDS
F Throw %	1st Half: 4:4 100%	2nd Half: 5:6 83.3%	Game: 90.0%	0

HOME TEAM: BYU Cougars 21-5, 10-1 MWC

#	Player	tot fg		3pt		rebounds		pf	tp	a	to	blk	s	min			
		fg	fga	fg	fga	ft	fta								of	ds	
20	BURGESS, Sam	*	0	3	0	1	0	0	1	7	8	4	0	0	4	0	29
24	MURDOCK, Ben	*	1	1	1	2	3	0	3	3	0	5	4	0	3	0	34
30	CUMMARD, Lee	*	3	6	1	2	7	8	2	9	11	1	14	2	2	3	34
44	PLAISTED, Trent	*	2	9	0	0	5	9	2	1	3	1	9	1	1	1	30
45	TAVERNARI, Jonathan	*	7	15	3	6	3	4	0	4	4	2	20	3	1	0	34
01	LOYD, JR., Michael		0	3	0	1	0	0	0	0	0	0	0	0	0	0	3
32	FREDETTE, Jimmer		4	7	2	4	4	0	3	3	1	14	0	1	0	0	22
41	COLLINSWORTH, Chris		0	1	0	0	0	2	0	1	1	2	0	1	0	0	8
54	MILES, Chris		2	3	0	1	2	0	2	2	2	5	0	1	0	0	7
TEAM																	
Totals.....																	

TOTAL FG%	1st Half: 10:23 43.5%	2nd Half: 9:25 36.0%	Game: 39.6%	DEADBALL
3-Pt. FG%	1st Half: 4:9 44.4%	2nd Half: 3:6 50.0%	Game: 46.7%	REBOUNDS
F Throw %	1st Half: 9:15 60.0%	2nd Half: 13:17 76.5%	Game: 68.8%	5

Officials: Scott Thornley, Bobby Vetkoetter, Winston Smith
Technical fouls: Utah-None, BYU Cougars-None.

Attendance: 19460

Score by Periods	1st	2nd	Total
Utah	26	33	59
BYU Cougars	33	34	67

Points in the paint-UT 24, BY 16. Points off turnovers-UT 9, BY 14.
2nd chance points-UT 12, BY 10. Fast break points-UT 2, BY 0.
Bench points-UT 28, BY 19. Score tied-2 times. Lead changed-4 times.
Last FG-UT 2nd-00:36, BY 2nd-01:03.
Largest lead-UT by 2 1st-17:08, BY by 8 2nd-00:23.

LAST YEAR AT BYU — COUGARS SWEEP UTES IN CONFERENCE PLAY

PROVO, Utah (Feb. 20, 2008) – With a 67-59 win over the University of Utah, the BYU men's basketball team set a new program record by improving its Marriott Center win streak to 45 games. The Cougars are now to 21-5 on the season and 10-1 in Mountain West Conference play. With the win the Cougars have now won four straight games against their in-state rivals, marking the first time they've done so since the 1993-94 and 1994-95 seasons. Jonathan Tavernari led three Cougars scoring in double figures with 20 points, with Lee Cummard and Jimmer Fredette each contributing 14 points. Cummard also pulled down a game-high 11 rebounds, marking his third double-double of the season. Utah won the opening tipoff, but both teams were kept off the scoreboard until Tavernari scored on a running lay-in with 18:31 remaining in the first half. Back-to-back three-pointers by Cummard and Tavernari put the Cougars up 8-4. Tavernari's aggressive defensive efforts paid off as he converted a stolen ball into two points for the Cougars. Consecutive Utah field goals put the Utes on top 12-11, but Tavernari was there once again to regain the BYU lead. Fredette, Trent Plaisted and Chris Miles all made trips to the free-throw line, as the Utes collected 10 fouls in the first half compared to the Cougars' six. Utah's first field goal in almost five minutes of play came with 2:21 remaining in the first half. Just when it looked like the Utes would come back to take the lead, a costly Utah turnover resulted in a Fredette make from behind the arc to put BYU up 33-26 heading into the break. At the half, Plaisted, Cummard and Tavernari combined for a total of 25 points, the exact number they scored in the entire game against Utah on Jan. 19. After the break, Utah got out to a quick start, scoring the first five points of the second half. Cummard's put-back after a Tavernari miss gave BYU a four-point cushion at 35-31. The Utes continued to make shots, coming within one point after a Utah three with 12:08 remaining in the game. Once again Fredette hit a big three-pointer to preserve BYU's lead, and Tavernari followed with one of his own on the Cougars' next possession, bringing the score to 45-38. The Utes continued to fight however, with Luke Nevill scoring the next five points for Utah. Soon after, the center was forced to sub out as he was called for his fourth foul of the night with just over eight minutes to play in the game. Both teams continued to trade baskets back-and-forth, holding BYU's lead to single digits. Coming out of a timeout with only two minutes remaining in the game, a costly Utah turnover set up Tavernari's seventh make from the field, putting BYU up 62-57. The sophomore's 2-for-2 trip to the charity stripe helped clinch the victory for the Cougars.

WHAT WAS SAID AFTER THE GAME ...

BYU Coach Dave Rose

- "It was two good teams playing tonight, and because of that it came down to the end."
- "I think it was great. The game came down to a couple of key plays. It wasn't about one particular player. It was two good teams battling each other."
- "For a game where every shot and every rebound were contested, it was definitely a well-played game."

Utah Coach Jim Boylen

- "My team battled out there tonight, and I am very proud of my guys. I am proud to be a Ute."
- "I thought we did a great job controlling Lee Cummard this time with rebounds. He is great at rebounding, and we did what we could."
- "BYU is a good team, and they have a great coach. They made the plays that they needed to win."

NOTES FROM LAST YEAR AT BYU

- With the 67-59 win, BYU improved its Marriott Center win streak to 45 games, setting a new program record, (old was 44 from Feb. 19, 2000 to Jan. 16, 2003). The Cougars have won 23 straight non-conference games and 22 games against MWC opponents dating back to an 83-71 setback against Loyola Marymount on Nov. 18, 2005. That game was also Dave Rose's head-coaching debut, meaning Rose has gone 45-1 in the Marriott Center as a head coach. BYU's current streak of 45 straight home wins is the second-longest active home court victory streak in the nation behind No. 1 Memphis. The BYU football team has won 12 straight home games with its last home loss coming on Nov. 19, 2005, the day after BYU's last home basketball defeat.
- At 10-1 in Mountain West Conference play, the Cougars are off to their best league start since going 14-1 in 1993 when BYU still played in the Western Athletic Conference.
- BYU has now won four straight games against Utah, including season sweeps in the last two years. Prior to the current streak, the Cougars had not won four straight against Utah since the 1993-94 and 1994-95 seasons and had not swept the Utes in back-to-back years since the 1978-79 and 1979-80 seasons.
- The Cougars' nine straight wins (@ Utah, San Diego State, New Mexico, @ Air Force, @ Wyoming, TCU, @ CSU, UNLV, Utah) marks their longest winning streak since 2003-04 when BYU also recorded nine straight wins. BYU has won at least six straight MWC games in each of Dave Rose's three seasons at the helm.
- The Cougar defense held the Utes in check while recording the 67-59 win. Utah entered the game leading the MWC shooting 48.8 percent from the field but shot just 37.3 percent against BYU. The Utes were also ranked sixth nationally with a 40.9 percent three-point shooting mark but shot just 30.0 percent from behind the arc against the Cougars.
- With a 33-26 advantage after the first 20 minutes of play, BYU recorded its 22nd halftime lead of the season. The Cougars are now 20-2 when leading at the break. BYU has scored at least 30 points in the first half of 22 games while holding opponents under 30 points in the first half of 17 contests.
- BYU has had at least one player top the 20-point mark in each of the last seven games and has had two players score at least 20 points in the same game in three of the last six contests. Tavernari scored 20 against Utah.
- With three three-pointers against Utah, Tavernari is now just seven short of the single-season BYU record of 74 set by Andy Toolson in 1990. Tavernari's 67 treys this season is tied for fourth in Cougar history.
- Tavernari has contributed more than just points for the Cougars as of late. Tavernari recorded 18 assists in the first 20 games of the season (0.9 apg) but has dished out 18 assists in the last six contests (3.0 apg).
- With 14 points and 11 rebounds, Cummard recorded his third double-double of the season and the sixth of his career.
- BYU's big three of Plaisted (7), Cummard (6) and Tavernari (12) scored the exact same number of points (25) in the first half of Wednesday's game as they did in the entire contest in the first meeting between the two teams on Jan. 19.
- True freshman Jimmer Fredette showed why he was the preseason MWC Freshman of the Year as he scored 14 points against Utah, his highest scoring outing in league play.



MEDIA RELATIONS INFORMATION

Basketball Media Relations Director: Kyle Chilton
Office: (801) 422-4909; Cell: (801) 372-2080
Email: kyle_chilton@byu.edu

Assistant Basketball Media Relations: Jackie Johnson
Office: (801) 422-8999; Cell: (520) 227-7720
Email: swimming_sid@byu.edu

Associate AD/Communications: Duff Tittle
Office: (801) 422-8948; Cell: (801) 372-4401
Email: duff_tittle@byu.edu

Athletic Communications Fax: (801) 422-0633
Mailing Address: 30 SFH, Provo, UT 84602-2239
Marriott Center Pressrow Phone: (801) 422-3675

2008-09 BYU QUICK FACTS**BYU - UNIVERSITY INFO**

Location: Provo, Utah 84602
Elevation: 4,553 feet
Enrollment: 29,854 (Daytime)
Founded: October 15, 1875
Owned: The Church of Jesus Christ of Latter-day Saints
Nickname: Cougars
Mascot: Cosmo
Colors: Blue & White
Arena (capacity): Marriott Center (22,700)
Conference: Mountain West
President: Cecil O. Samuelson (Utah, 1966)
Athletic Director: Tom Holmoe (BYU, 1983)
Athletic Website: byucougars.com
Tickets: 422-BYU1 or 1-800-322-BYU1

BYU COACHING STAFF

Head Coach: Dave Rose
Alma Mater (year): Houston (1983)
Record at School (years): 87-30 (4th year)
Career Div. I Record (years): same
Office phone for head coach: Call SID
Best time/day to reach coach: Call SID
Basketball Office Fax: (801) 422-5965
Associate Head Coach (Alma Mater, year)
Dave Rice (UNLV, 1991)
Assistant Coaches (Alma Mater, year)
John Wardenburg (BYU, 1986)
Terry Nashif (BYU, 2005)
Dir. of Basketball Operations: Tim LaComb (Utah, 2006)

BYU TEAM INFO

2007-08 Overall Record: 27-8
Conference Record/Finish: 14-2 (1st Mountain West)
2008 Postseason: NCAA, 0-1, lost vs. Texas A&M, 67-62
2008 Final National Ranking: NR
Starters Returning/Lost: 2/3
Lettermen Returning/Lost: 8*/6
Newcomers: 3
*includes two letterwinners who did not play in games last year

BYU HISTORY

First Year of Basketball: 1903
Overall All-Time Record: 1568-990 (.613)
Winning Seasons: 85 (last 2008)
Conference Championships: 28 (last 2008)
Postseason Appearances (record): 33 (23-34)
Total NCAA Appearances (record): 23 (11-26)
Last NCAA Appearance: 2008
Result: (0-1) Lost, NCAA First Round (Anaheim, Calif.)
vs. Texas A&M, 67-62
Total NIT Appearances (Record): 10 (12-8)
Last NIT Appearance: 2006
Result: (0-1) lost at Houston, 77-67

BYU'S LAST OUTING — COUGARS HANG ON AGAINST AZTECS

PROVO, Utah (Jan. 24, 2009) – BYU held off a strong charge from San Diego State in the waning minutes of the game to survive with a 77-71 win Saturday in the Marriott Center. "We played a full game," said BYU head coach Dave Rose. "We played consistently throughout the 40 minutes. We played as a team, and we competed." Hot shooting helped the Cougars control the first half. BYU shot 59 percent (16-of-27) compared to 41 percent for SDSU. The team out-rebounded the Aztecs 19-11 in the first twenty minutes. The Cougars took a 41-32 lead into the locker room at half time. BYU's strong shooting continued through the second half, but San Diego State heated up as well, and closed to within four, 70-66, on a dunk and free-throw by SDSU's Medhi Cheriet. Jonathan Tavernari hit a three-pointer with 1:30 left in the game to put BYU up by seven, 73-66. The Aztecs kept the pressure on, but were not able to close the gap. San Diego State's Lorenzo Wade had 18 points to lead all scorers, and Lee Cummard had a game-high 10 rebounds to go with his 16 points, tied for a Cougar team high with Tavernari. The double-double was Cummard's second of the season. Lamont Morgan, Jr., tied a career-high with 12 points. As a team, the Cougars shot 28-of-50 (56 percent). They turned nine Aztec turnovers into 12 points. BYU shot 11-of-21 (52 percent) from behind the three-point line. The Cougars finished the game 10-of-12 on free throws (83 percent). In the winning effort BYU's record improves to 15-4 (3-2, MWC) while San Diego State drops to 13-5 (3-2, MWC).

WHAT WAS SAID AFTER THE GAME ...**BYU Head Coach Dave Rose**

– "We played a full, consistent game tonight. We played together at a higher level for a full 40 minutes and relied on each other a little better than we did Wednesday. For us to be the team we want to be we have to play together."
– "Players make plays. Our guys were put in a pretty tough spot where they had to win. I'm proud of them."
– "Probably the difference in the game was going down and getting only one shot on each possession. Our number one priority tonight was rebounding."

San Diego State Head Coach Steve Fisher

– "BYU shot the ball very well. Their shots were mostly contested, but we were a little late on our switches and they made the big shots."
– "Tonight BYU was the team that their fans are used to seeing. They made difficult shots. They went 11-for-22 from 3-point range, made their free throws and they run like crazy. Lamont Morgan, Jr. also had a career high."
– "We missed a critical free throw with just a few minutes left and then they went down and scored on us. We fought back, but didn't make the shots when we needed them."

BYU NOTES FROM LAST OUTING**Player Notes**

– Lee Cummard led the Cougars the entire game, posting his second season and eighth career double-double with 16 points and 10 rebounds. Cummard also posted 10 points in the first half, the most of any Cougar.
– Lamont Morgan, Jr. has made 8-for-10 of his shots dating back to the New Mexico game. He scored seven points in the first half and came out with 12 points on the night, tying his game points career high.
– James Anderson had the first dunk of his career at the 2:15 mark of the first half, also giving him a first half career-high four points.
– The Cougars had three players in double figures led by Lee Cummard and Jonathan Tavernari with 16 apiece and Lamont Morgan, Jr. adding 12 points.

Team Notes

– For the 18th-straight game, BYU head coach Dave Rose started Jimmer Fredette, Jackson Emery, Lee Cummard, Jonathan Tavernari and Chris Miles. The Cougars are 14-4 with that starting lineup.
– BYU shot at 59.3 percent in the first half, the second-highest shooting percentage this season (Portland 69.6 percent). The Cougars have shot 50 percent or better in the first half in 11 games this season and are 9-2 when shooting 50 percent or better in the first half.
– The Cougars have won four-straight against San Diego State in the Marriott Center, dating back to a 100-90 win in 2006.

Record Watch

– With 16 points against SDSU on Saturday, Lee Cummard now has 323 points this season and 1,336 career points. He is two points from passing Marty Haws (1,337).
– Jonathan Tavernari had one steal to give him 101 career takeaways. He is 11th all-time in BYU history and two from breaking into the top-10.
– Jonathan Tavernari hit four three-pointers against SDSU to bring his career total to 169. He is now 45 threes from passing Mark Bigelow (213) for first. He has 52 threes this season.
– Jonathan Tavernari scored 16 points against UNLV to bring his career total to 970. He needs 30 points to reach the 1,000-point mark for his career.

Game Trends

– To start off the game the Cougars had an 8-0 run starting at the 17:21 mark and ending at the 15:52 mark. That run put BYU up by five points in the first five minutes of play.
– For the 11th game this season, the Cougars have scored 40 or more points in the first half. They scored 41 points going into the locker room.
– The only lead the Aztecs had in the game was at the 17:32 mark in the first half at 6-5. The Cougars went on to beat SDSU 77-71.



COUGAR ROSTER BREAKDOWN

STARTERS RETURNING (2)

Name	Pos.	Cl.	2007-08 Stats
Lee Cummard	G	Sr.	(15.8 ppg, 6.3 rpg, 3.5 apg)
Jonathan Tavernari	F	Jr.	(13.1 ppg, 5.3 rpg, 1.5 apg)

STARTERS LOST (3)

Trent Plaisted	F/C	Jr.	(15.6 ppg, 7.7 rpg, 1.5 apg)
Sam Burgess	G	Sr.	(8.7 ppg, 3.5 rpg, 1.9 apg)
Ben Murdock	G	Sr.	(3.9 ppg, 2.4 rpg, 3.6 apg)

OTHER LETTERWINNERS RETURNING (6)

Jimmer Fredette	G	So.	(7.0 ppg, 1.1 rpg, 1.7 apg)
Chris Miles	F/C	Jr.	(2.5 ppg, 1.5 rpg, 0.6 apg)
Michael Loyd, Jr.	G	So.	(2.0 ppg, 0.9 rpg, 1.2 apg)
Archie Rose	G	Sr.	(0.9 ppg, 0.8 rpg, 0.4 apg)
Gavin MacGregor	F/C	Sr.	(* 1.2 ppg, 0.5 rpg, 0.5 bpg)
Jackson Emery	G	So.	(* * 2.8 ppg, 1.5 rpg, 0.7 apg)

* Did not play last year due to injury, stats from 2006-07
 ** Did not play last year while serving a two-year LDS Church mission; stats from 2005-06

OTHER LETTERWINNERS LOST (3)**

Vuk Ivanovic	F/C	Sr.	(3.3 ppg, 2.4 rpg)
Chris Collinsworth	F	Fr.	(3.2 ppg, 4.8 rpg, 0.5 apg)
Nick Martineau	G	Fr.	(0.7 ppg, 0.4 rpg, 0.7 apg)

** Includes two players who are interrupting their eligibility to serve LDS Church missions (Collinsworth and Martineau)

RETURNING REDSHIRTS (3)

Name	Pos.	Ht.	Wt.	Cl.
Lamont Morgan, Jr.	G	5-10	170	Jr.
James Anderson	F/C	6-10	230	Fr.
Matt Pinegar	G	6-0	190	Fr.

NEWCOMERS (3)

Charles Abouo	G/F	6-5	210	Fr.
Michael Boswell	F	6-9	215	Fr.
Noah Hartssock	F	6-8	215	Fr.

BY POSITION

POINT GUARD

Lamont Morgan, Jr.	5-10	Jr.
Jimmer Fredette	6-2	So.
Michael Loyd, Jr.	6-1	So.

WING

Lee Cummard	6-6	Sr.
Archie Rose	6-4	Sr.
Jonathan Tavernari	6-6	Jr.
Jackson Emery	6-3	So.
Jimmer Fredette	6-2	So.
Michael Loyd, Jr.	6-2	So.
Charles Abouo	6-5	Fr.
Matt Pinegar	6-0	Fr.

POST

Gavin MacGregor	6-9	Sr.
Chris Miles	6-11	Jr.
Jonathan Tavernari	6-6	Jr.
James Anderson	6-11	Fr.
Michael Boswell	6-9	Fr.
Noah Hartssock	6-8	Fr.

CUMMARD, TAVERNARI NAMED TEAM CAPTAINS

PROVO, Utah (Nov. 4, 2008) – BYU men's basketball head coach Dave Rose announced Tuesday that senior Lee Cummard and junior Jonathan Tavernari have been selected to serve as captains on this year's team. Cummard is a three-year starter and the reigning Mountain West Conference Player of the Year. He earned Associated Press All-America honorable mention last year after helping the Cougars win their second straight outright MWC title and a 27-8 overall record. A 6-foot-7 swingman from Mesa, Ariz., Cummard is a do-everything player who led the Cougars in scoring (15.8), field-goal percentage (.569), three-point percentage (.472) and blocked shots (1.0) last year while ranking second in rebounds (6.3), assists (3.5), steals (0.9) and free-throw percentage (.857). Tavernari followed his MWC Freshman of the Year season in 2006-07 with a record-setting sophomore campaign last year. The 6-foot-6 forward from Sao Bernardo, Brazil, earned All-MWC Third Team honors and set the BYU single-season and sophomore MWC three-point record with 88 treys last season. He was third on the team in scoring (13.1 ppg) and rebounding (5.3 rpg) while averaging 1.5 assists and a team-best 1.4 steals per game. This summer he was the lone nonprofessional player to make the Brazilian Senior National Team that competed at the Olympic Qualifying Tournament in Athens, Greece.

LEE CUMMARD NAMED TO WOODEN AWARD AND NAISMITH TROPHY WATCH LISTS

BYU senior guard Lee Cummard has been named to the preseason watch lists for two of college basketball's most prestigious awards, the Wooden Award and the Naismith Trophy. Both lists are composed of 50 student athletes who, based on last year's individual performance and team records, are the early frontrunners for the awards. The reigning Mountain West Conference Player of the Year, Cummard is a three-year starter who earned Associated Press All-America honorable mention last year after leading the Cougars to a 27-8 overall record and their second straight outright MWC title. A 6-foot-7 swingman from Mesa, Ariz., Cummard is a do-everything player who led the Cougars in scoring (15.8), field-goal percentage (.569), three-point percentage (.472) and blocked shots (1.0) last year while ranking second in rebounds (6.3), assists (3.5), steals (0.9) and free-throw percentage (.857).

CUMMARD, TAVERNARI AND MILES EARN ALL-BTI HONORS

Chris Miles and Jonathan Tavernari earned Basketball Travelers Invitational All-Tournament honors while Lee Cummard was named the tournament MVP. Cummard led the Cougars at the BTI averaging 16.0 points and 7.3 rebounds while shooting 60.0 percent from the field. Tavernari was second in scoring and rebounding at 14.3 points and 6.7 rebounds per game. Chris Miles averaged 12.0 points and 4.7 rebounds. Miles had his best game in BYU's win over Cal Poly, scoring a career-high 24 points.

MWC PLAYERS OF THE WEEK

Lee Cummard (Nov. 17)

COLORADO SPRINGS, Colo. – BYU senior Lee Cummard has been named the Mountain West Conference Men's Basketball Player of the Week for the third time in his career. A 6-foot-7 guard from Mesa, Ariz., Cummard scored a career-high 36 points to go with 11 rebounds, four assists, two steals and a career-best tying four blocks in BYU's 75-65 victory over Long Beach State Friday in Provo. He shot 13-for-16 (81.3 percent) from the floor, including 3-of-4 from three-point range and 7-for-7 from the charity stripe. Cummard netted 22 of his team's 31 points in the first half on 9-of-11 shooting and kept BYU in the game by scoring 11 of 12 points during one stretch. With BYU trailing 40-33 early in the second half, he scored six straight points and assisted on another bucket to give the Cougars the lead, then went 6-for-6 from the free-throw line in the final six minutes of the contest to put the game away. His 36 points marks the most points scored by a BYU player since 1993 and ties for the eighth highest individual performance in BYU men's basketball history.

Jimmer Fredette (Dec. 15)

COLORADO SPRINGS, Colo. – BYU sophomore Jimmer Fredette and New Mexico junior Roman Martinez have been named the Mountain West Conference Men's Basketball Co-Players of the Week. Fredette is a first-time player of the week honoree and is the second Cougar this season to earn the award. Lee Cummard was named player of the week on Nov. 17. A 6-foot-2 guard from Glens Falls, N.Y., Fredette averaged 20.0 points per game while shooting 72.7 percent from the field (16-for-22) and 87.5 percent from the charity stripe in helping BYU to wins against Boise State (94-56) and Portland (91-76) last week. He started the week scoring a career-high 23 points on 10-of-15 shooting, while tying a career-best with four steals vs. Boise State. Fredette also tallied two assists vs. the Broncos. Against Portland, Fredette scored 17 points (6-for-7 from the field), while also collecting three rebounds, three assists and two steals.

SIGNING DAY

PROVO, Utah (Nov. 12, 2008) – BYU men's basketball coach Dave Rose today announced that four players have committed to play for the Cougars by signing national letters of intent. Joining BYU for the 2009-10 season will be 6-foot-4 guard Tyler Haws out Lone Peak High School and 6-foot-9 forward Brandon Davies out of Provo High School. Big men Nate Austin from Lone Peak and Ian Harward from Creem High School, both 6-foot-10, plan to complete their missionary service before enrolling at BYU. Haws has led Lone Peak to back-to-back 5A state titles under coach Quincy Lewis. Haws averaged 20.9 points, 4.6 rebounds and 3.1 assists per game as a junior while helping Lone Peak to a 23-2 overall record. He was named the 2008 Utah Mr. Basketball and the 2008 Gatorade Utah boys basketball player of the year. Haws's father Marty Haws was an all-conference selection at BYU. This past summer he was the only boys basketball player from Utah that participated in the Reebok All-America camp in Philadelphia, which featured 100 of the top high school players from around the country. An athletic big man and excellent low post scorer, Davies has helped lead Provo High School to back-to-back 4A state titles under Craig Drury. Davies was recently named to the Long Beach Press-Telegram Best in the West Second Team along with Haws. A traditional low post player, Harward will bring size to the Cougar roster following his mission. Harward plays well with his back to the basket and has range out to 15 feet. This summer Harward registered 35 points, 13 rebounds and 10 blocks in a Tri-City Tournament game near Seattle. Austin is a teammate of Haws at Lone Peak High. At the Las Vegas Spring Showcase Austin scored 24 points and grabbed 22 rebounds in a gold bracket quarterfinal game. Austin is known for his work ethic and can step out and shoot the three as well as play on the post.



COUGAR ROSTER BREAKDOWN CONT.

BY CLASS

SENIORS (3)

Lee Cummard	6-6	G/F
Gavin MacGregor	6-9	F/C
Archie Rose	6-4	G/F

JUNIORS (3)

Chris Miles	6-11	F/C
Lamont Morgan, Jr.	5-10	G
Jonathan Tavernari	6-6	G/F

SOPHOMORES (3)

Jackson Emery	6-3	G
Jimmer Fredette	6-2	G
Michael Loyd, Jr.	6-2	G

FRESHMEN (5)

Charles Abouo	6-5	G/F
James Anderson	6-11	C
Michael Boswell	6-9	F
Noah Hartssock	6-8	F
Matt Pinegar	6-0	G

BY STATE/COUNTRY

ARIZONA (2)

James Anderson	Page
Lee Cummard	Mesa

CALIFORNIA (2)

Gavin MacGregor	Ridgecrest
Lamont Morgan, Jr.	Pomona

NEVADA (1)

Michael Loyd, Jr.	Las Vegas
-------------------	-----------

NEW YORK (1)

Jimmer Fredette	Glens Falls
-----------------	-------------

OKLAHOMA (1)

Noah Hartssock	Bartlesville
----------------	--------------

OREGON (1)

Michael Boswell	Aloha
-----------------	-------

UTAH (3)

Jackson Emery	Alpine
Chris Miles	Provo
Matt Pinegar	Provo

BAHAMAS (1)

Archie Rose	Nassau
-------------	--------

BRAZIL (1)

Jonathan Tavernari	Sao Bernardo
--------------------	--------------

COTE D'IVOIRE (1)

Charles Abouo	Abidjan
---------------	---------

1,000-POINT MAN

Including a career-high 36 points against Long Beach State and performances of 30 points against Weber State, 28 against Cal Poly and 26 at Tulsa, Lee Cummard now has 323 total points for the season and 1,336 for his career. He is now 16th all-time in scoring in BYU history and is two points from passing Marty Haws for 15th all-time.

12. Andy Toolson (1984-85, 87-90)	1,388
13. Roland Minson (1948-51)	1,375
14. Trent Plaisted (2004-08)	1,372
15. Marty Haws (1986-90)	1,337
16. Lee Cummard (2005-present)	1,336

APPROACHING 1,000 POINTS

Junior forward Jonathan Tavernari is fast approaching the 1,000-point club. Coming into the season he had 640 career points and with 330 points so far this season and 970 for his career, Tavernari is now 30 points from reaching 1,000 for his career.

OQUIRRH BUCKET BATTLE

The Old Oquirrh Bucket (named after the Oquirrh Mountains to the west of Salt Lake City) is the symbol of in-state basketball supremacy in Utah. Each year the trophy is awarded to the in-state college team (Utah, BYU, Southern Utah, Utah State, Utah Valley and Weber State) which has the best won-loss record against in-state competition. BYU has claimed the Bucket nine times since its inception, including the last two seasons. With BYU's 68-63 victory against Utah State the Cougars are 2-0 in Oquirrh Bucket competition. Utah State is 3-1 against in-state competition, Weber State is 1-3, Utah and Utah Valley are 1-1, Weber State is 1-3 and Southern Utah 0-3.

BEST START THROUGH 110 GAMES

BYU coach Dave Rose coached his 110th game as the head coach of the Cougars when BYU defeated Tulsa on Dec. 30. His career record through 110 games of 83-27 (.755) is the best record for a BYU men's basketball coach through his first 110 games. Rose is the only BYU coach to have won 80-or-more games in their first 110 games coached at BYU and seven games better than the next best coach. Below are the records of BYU coaches through their first 110 games and their career records.

Coach	Through 110	Career Record
Fred Bennion (1908-10)	N/A	16-6
E.L. Roberts (1911-20, 25-28)	74-36	87-49
Alvin Twitchell (1920-25)	N/A	50-20
G. Ott Romney (1928-35)	74-36	139-71
Edwin R. Kimball (1935-36, 38-41)	N/A	59-38
Fred 'Buck' Dixon (1936-38)	N/A	25-23
Floyd Millett (1941-49)	64-46	104-77
Stan Watts (1949-72)	76-34	371-254
Glen Potter (1972-75)	N/A	42-36
Frank Arnold (1975-83)	57-53	137-94
Ladell Andersen (1983-86)	65-45	114-71
Roger Reid (1989-96)	76-34	152-77
Steve Cleveland (1997-2005)	56-54	138-108
Dave Rose (2005-present)	83-27	84-28

DOWNTOWN RECORD WATCH

With four treys against San Diego State junior forward Jonathan Tavernari has 169 career threes, including 52 this season. He started the season with 117 and has passed Andy Toolson (141) and Mike Rose (163) and is now second all-time in school history in made threes. Tavernari also has 459 attempts from downtown, good for second all-time in school history. Lee Cummard has 139 threes for his career, three threes from passing Andy Toolson for fourth.

Career Leaders - Threes Made		Career Leaders - Threes Attempted	
1. Mark Bigelow	213	1. Mark Bigelow	559
2. Jonathan Tavernari	169	2. Jonathan Tavernari	459
3. Mike Rose	163	3. Mike Rose	381
4. Andy Toolson	141	4. Randy Reid	355
5. Lee Cummard	139	5. Terrell Lyday	321
		- Lee Cummard	314

THE CONFERENCE RACE

Under head coach Dave Rose the BYU men's basketball has been known for its strong finishes in MWC action. Over the past three seasons the Cougars were a combined 9-6 in MWC games 1 through 5 and 30-3 in games 6 through 16 — 10-1 each season. So far this season BYU went 3-2 in games 1 through 5. Rose is 42-11 (.792) in MWC action including 26-1 (.963) at home.

Season	Games		
	1-5	6-16	
2005-06	2-3	10-1	
2006-07	3-2	10-1	
2007-08	4-1	10-1	
2008-09	3-2	—	
Total	12-8	30-3	42-11 in all MWC games



BYU'S 2008-09 RECORD WHEN ...

At home	9-2
On the road	5-1
On a neutral floor	1-1
On Television	12-4
On The Mtn.	5-1
On Versus	0-1
On CSTV/CBS-CS	1-1
On ESPN2	0-0
On CBS	0-0
On KJZZ	0-0
On BYUtv	4-0
On KJZZ/BYUTV	2-0
On FSN	0-1
On other local broadcast TV	0-0
On Monday	0-0
On Tuesday	4-0
On Wednesday	2-1
On Thursday	1-0
On Friday	2-0
On Saturday	6-3
Coming off a win	11-3
Coming off a loss	3-1
Had two or more days between last game	12-4
Had only one day between last game	0-0
Playing the next day after a game	2-0
BYU scores 100 or more points	0-0
BYU scores between 90-99 points	3-0
BYU scores between 80-89 points	5-1
BYU scores between 70-79 points	6-2
BYU scores between 60-69 points	1-1
BYU scores below 60 points	0-0
Opponent scores 90 or more points	1-0
Opponent scores between 80-89 points	0-1
Opponent scores between 70-79 points	2-2
Opponent scores between 60-69 points	9-0
Opponent scores between 50-59 points	3-0
Opponent scores below 50 points	1-0
BYU leads at half	13-3
Opponent leads at half	2-1
Score tied at half	0-0
BYU leads with 5 minutes left	15-1
Opponent leads with 5 min. left	0-3
Score tied with 5 minutes left	0-0
BYU leads with 1 minute left	15-0
Opponent leads with 1 min. left	0-3
Score tied with 1 minute left	0-1
Game goes into overtime	0-0
BYU shoots 50 % or better	11-1
Opponent shoots 50 % or better	0-1
BYU outshoots opponent	15-1
Opponent outshoots BYU	0-3
BYU outrebounds opponent	13-2
Opponent outrebounds BYU	2-2
BYU and opponent tie in rebounds	0-0
vs. top-25 ranked opponent	0-2
vs. 2008 regular-season conference champions	2-0
vs. 2008 postseason teams	4-3

LED IN SCORING BY:	08-09	CONF
Lee Cumppard	7-0	3-0
Jonathan Tavernari	8-2	1-1
Jimmer Fredette	1-2	0-1

SCORING IN DOUBLE FIGURES:	08-09	CONF
Lee Cumppard	13-3	3-1
Jonathan Tavernari	13-4	2-2
Jimmer Fredette	11-4	2-2
Jackson Emery	4-2	1-1
Chris Miles	3-0	N/A
Lamont Morgan, Jr.	4-0	2-0
James Anderson	1-0	N/A
Charles Abouo	0-1	N/A
Archie Rose	1-0	N/A
Gavin MacGregor	0-1	0-1

# OF PLAYERS IN DOUBLE FIGURES:	08-09	CONF
One Player	1-0	N/A
Two Players	3-0	N/A
Three Players	4-2	2-1
Four Players	4-1	1-1
Five Players	3-1	N/A
Six Players	0-0	N/A

HOME WINNING STREAK

BYU's school record and what was previously the nation's longest active home winning streak ended on Saturday, Jan. 3, 2009 with a 94-87 loss to No. 6 Wake Forest. The Cougars set the school record with their 67-59 win over Utah in the Marriott Center on Feb. 20, 2008, their 45th straight home win. The Cougars were 16-0 at home last year and won 17 home games the prior season after going 14-1 at home in 2005-06. BYU's last home loss before the streak was in the 2005-06 season opener against Loyola Marymount. BYU won 29-straight over nonconference opponents and 24-consecutive over MWC foes during the streak. BYU is 427-118 (.783) all-time in the Marriott Center, and Cougar head coach Dave Rose is 55-3. Prior to the 53-game streak, BYU's longest homecourt victory streak was 44 games from Feb 19, 2000 to Jan 16, 2003.

TOP-10 PICK POCKETS

With 16 steals this season Lee Cumppard has climbed to ninth all-time in BYU history in career steals with 115. Cumppard had 16 as a freshman, 50 as a sophomore and 33 last season. He is two steals from passing Mark Bigelow for eighth all-time. Jonathan Tavernari is also climbing the list with 34 thefts this season — including a career-high tying five vs. UNLV — and 101 for his career. He is now 11th all-time at BYU in steals.

Career Steal Leaders

1. Danny Ainge	195	6. Matt Montague	124
2. Marty Haws	182	7. Randy Reid	118
3. Scott Sinek	140	8. Mark Bigelow	116
4. Nate Call	138	9. Lee Cumppard	115
5. Russell Larson	131	10. Justin Weidauer	102
		11. Jonathan Tavernari	101

IRON MAN CUMPPARD

Since arriving at BYU as a freshman in 2005-06 senior Lee Cumppard has not missed a single game. His streak of 117 games played is tied for 10th for the longest such streak in school history. Cumppard has also started the last 88 games he has played, dating back to the first game of the 2006-07 season, a streak that ranks seventh longest in school history. In his career Cumppard has played in 116 games and with 11 regular season games remaining, the MWC tournament and the possibility of postseason play he has the potential to claim the top spot in career games played (Nathan Call and Russell Larsen are tied for the top spot with 119 games played). Below are the streaks for consecutive games started and consecutive games played.

Consecutive Games Started

1. Jeff Chatman	122
2. Fred Roberts	119
3. Mark Bigelow	118
4. Devin Durrant	117
5. Marty Haws	91
6. Michael Smith	90
7. Lee Cumppard	88

Consecutive Games Played

1. Mark Durrant	128
2. Ken Roberts	126
3. Marty Haws	123
4. Jeff Chatman	122
5. Nathan Cooper	122
6. Matt Montague	122
7. Eric Nielsen	122
8. Mark Bigelow	120
9. Fred Roberts	119
T10. Devin Durrant	117
T10. Lee Cumppard	117
12. Nathan Call	107

BIG SECOND HALF

Leading 33-29 at the break against Boise State the Cougars exploded for 61 points in the second half. BYU ran away from the Broncos with a 22-5 run in the fist 4:31 to start the second half. The 61 points scored is tied for the 18th-most points scored in a half in school history. It tied the most points scored in a half since the Cougars scored 62 in the first half against Sacramento State on Feb. 25, 1993. BYU scored 61 in the second half against Morgan State on Dec. 28, 1995.

AP Top 25

1. Duke (62)
2. Connecticut (6)
3. Pittsburgh (3)
4. Oklahoma (1)
5. North Carolina
6. Wake Forest
7. Louisville
8. Marquette
9. Michigan St.
10. Xavier
11. Texas
12. Clemson
13. Butler
14. Arizona St.
15. Syracuse
16. Purdue
17. UCLA
18. Memphis
19. Illinois
20. Gonzaga
21. Villanova
22. St. Mary's
23. Washington
24. Kentucky
25. Georgetown

Others Receiving Votes:

Notre Dame 154, Minnesota 138, Kansas 84, Florida 65, Missouri 52, Virginia Tech 37, Baylor 34, West Virginia 32, Davidson 27, Utah St. 23, Dayton 14, California 13, UNLV 4, Florida St. 3, VCU 1, Ohio St. 1

USA Today/ESPN

Duke (30)
Connecticut (1)
Pittsburgh
Wake Forest
Oklahoma
North Carolina
Louisville
Marquette
Michigan St.
Xavier
Clemson
Texas
Butler
Arizona St.
Syracuse
UCLA
Purdue
St. Mary's
Memphis
Illinois
Villanova
Notre Dame
Georgetown
Minnesota
Gonzaga

Others Receiving Votes:

Florida 59, Utah St. 56, Kentucky 50, Baylor 42, Washington 41, California 31, Missouri 22, Dayton 18, Davidson 14, Kansas 13, **BYU 6**, Florida St. 3, UNLV 2, West Virginia 1, Virginia Tech 1



BYU MARGIN OF VICTORY/DEFEAT 2008-09			
	WINS	LOSSES	
1 point.....	1	1	
2 points.....			1
3 points.....			
4 points.....			
5 points.....	1		
6 points.....	2	1	
7 points.....		1	
8 points.....			
9 points.....			
10 points.....	1		
11 points.....			
12 points.....	2		
13 points.....			
14 points.....			
15 points.....	1		
16-19 points.....			1 (19)
20-24 points.....	2 (20, 21)		
25-29 points.....	2 (26, 29)		
30-plus points.....	4 (38, 33, 31, 30)....		

BYU STREAKS ...	08-09	OVERALL
Current won/loss streak	1 win	same
At home	1 win	same
On the road	1 loss	same
On a neutral floor	1 loss	same
At home vs. Nonconference	1 win	same
At home vs. MWVC	1 win	same
On the road vs. Nonconference	4 wins	same
On the road vs. MWVC	1 loss	same
On a neutral floor vs. Nonconference	1 loss	same
On a neutral floor vs. MWVC	0-0	4 wins
at regular-season tournament	3 wins	same
at MWVC Tournament	0-0	1 loss
at NCAA Tournament	0-0	7 losses
at NIT	0-0	2 losses
Games With a Three-Point Make	19	388

INDIVIDUAL SUPERLATIVES	08-09	07-08	CAREER
DOUBLE-FIGURE SCORING			
Lee Cummmard	16	32	64
Jonathan Tavernari	17	26	49
Jimmer Fredette	15	12	27
Chris Miles	3	N/A	4
Jackson Emery	6	N/A	8
Lamont Morgan, Jr.	4	N/A	4
James Anderson	1	N/A	1
Charles Abouo	1	N/A	1
Archie Rose	1	N/A	1
Gavin MacGregor	1	N/A	1

DOUBLE-FIGURE REBOUNDING	08-09	07-08	CAREER
Lee Cummmard	3	3	9
Jonathan Tavernari	4	3	7

20+ POINTS	08-09	07-08	CAREER
Lee Cummmard	6	10	18
Jonathan Tavernari	8	5	13
Chris Miles	1	N/A	1
Jimmer Fredette	1	N/A	0

DOUBLE-DOUBLES	08-09	07-08	CAREER
Lee Cummmard	2	3	8
Jonathan Tavernari	3	2	5

DUNKS	08-09	07-08	CAREER
Lee Cummmard	3	13	31
Jonathan Tavernari	9	N/A	9
Chris Miles	4	2	7
Jackson Emery	2	N/A	2
Archie Rose	-	1	1
Jimmer Fredette	3	N/A	3
Gavin MacGregor	3	N/A	3
Charles Abouo	2	N/A	2
James Anderson	1	N/A	1
BYU	25	49	49
Opponents	17	27	27

3-POINTERS MADE	08-09	07-08	CAREER
Jonathan Tavernari	52	88	169
Lee Cummmard	22	60	139
Jimmer Fredette	28	43	71
Jackson Emery	24	N/A	37
Lamont Morgan, Jr.	12	N/A	12
Charles Abouo	6	N/A	6
Archie Rose	2	1	3
BYU	146	285	285
Opponents	106	183	183

LATE FREE THROWS	5:00-2:00	2:00-0:00	OT
Jimmer Fredette	7-7 (.000)	9-10 (.900)	-
Lee Cummmard	9-9 (1.000)	13-16 (.813)	-
Charles Abouo	7-8 (.875)	1-4 (.250)	-
Gavin MacGregor	1-2 (.500)	2-2 (1.000)	-
Jackson Emery	1-2 (.500)	6-8 (.750)	-
Lamont Morgan, Jr.	-	2-2 (1.000)	-
Jonathan Tavernari	-	6-6 (1.000)	-
Archie Rose	0-1 (.000)	2-2 (1.000)	-
James Anderson	2-2 (1.000)	-	-
Noah Hartsock	-	1-2 (.500)	-
Chris Miles	0-1 (.000)	0-2 (.000)	-
Team	28-34 (.824)	42-52 (.808)	-

5-0 STARTS

For the 22nd time in school history BYU men's basketball started the season 5-0. The Cougars are 10-1 with their perfect starting ending with a 76-75 loss to No. 20 Arizona State. Only two other BYU teams have started at least 10-0, the last being in 1987-88 (17-0). In the 21 previous seasons during which BYU started at least 5-0 the Cougars won 20-plus games 11 times and finished first or tied for first in conference play eight times. In fact, the last five times BYU has started at least 5-0 the Cougars have won or shared the regular season conference title, including last season's squad that was 27-8 overall and won the conference outright at 14-2. The Cougars were not members of a conference the first five seasons BYU started 5-0. Three of BYU's previous season-opening win streaks of five-plus games have ended with losses to ranked opponents, including No. 1 North Carolina last season, No. 11 Michigan in 1991-92 and No. 2 NC State in 1955-56. BYU's most obscure loss to end a perfect start to a season was to Denver Piggly Wiggly in 1932-33.

Year	Start	How ended	Final Record	Conf. Finish	Year	Start	How ended	Final Record	Conf. Finish
08-09	10-0	loss vs. No. 20 Arizona State	TBD	TBD	08-09	41-42	13-0 loss at Wyoming	17-3	T2nd
07-08	5-0	loss to No. 1 North Carolina	27-8	1st	07-08	40-41	5-0 loss at San Diego State	14-9	4th
02-03	5-0	loss at Creighton	23-9	T1st	02-03	32-33	6-0 loss at Denver Piggly Wiggly	20-7	1st
91-92	7-0	loss to No. 11 Michigan	25-7	T1st	91-92	31-32	5-0 loss at Wisconsin	20-12	T1st
87-88	17-0	loss to Alabama-Birmingham	26-6	1st	87-88	29-30	6-0 loss at UCLA	23-7	3rd
71-72	5-0	loss at Kansas	21-5	1st	71-72	22-23	6-0 loss at Utah State	7-5	T2nd
65-66	6-0	loss at La Salle	20-5	2nd	65-66	12-13	5-0 loss to Utah	7-3	N/A
55-56	6-0	loss at No. 2 NC State	18-8	2nd	55-56	11-12	7-0 season ended	7-0	N/A
53-54	8-0	loss vs. Duesquesne	18-11	3rd	53-54	10-11	8-0 season ended	8-0	N/A
52-53	7-0	loss at Oregon State	22-8	2nd	52-53	09-10	8-0 lost to the YMCA	9-2	N/A
49-50	6-0	loss at Pepperdine	22-12	1st	49-50	05-06	5-0 loss to Chicago YMCA	11-1	N/A

THIS YEAR'S LOSSES

BYU's four losses this year have come against No. 14 (then No. 20) Arizona State (76-75) on a neutral floor, against No. 4 (then No. 6) Wake Forest (94-87) at home, against UNLV at home (76-70) and at New Mexico (81-62). BYU led Wake Forest until the Demon Deacons tied the score at 72-all at the 8:33 mark. The Cougars were within two at the 1:25 mark at 87-85 and within three at 88-85 at the 0:45 mark. Against Arizona State BYU led throughout the second half until the Sun Devils tied the score at 75-all with 1:00 remaining. James Harden hit a free throw with nine seconds remaining to give Arizona State its only lead of the half. Charles Abouo hit a potential game winner for BYU that was initially called good on the court but was overturned after a review by the officials. Arizona State, Wake Forest, UNLV and New Mexico have a combined record of 60-16.

BYU STARTING LINEUPS

Opponent	(1)	(2)	(3)	(4)	(5)
LONG BEACH STATE	Morgan, Jr.	Emery	Cummmard	Tavernari	Miles
at Pepperdine	Fredette	Emery	Cummmard	Tavernari	Miles
NORTH FLORIDA	Fredette	Emery	Cummmard	Tavernari	Miles
RICE	Fredette	Emery	Cummmard	Tavernari	Miles
CAL POLY	Fredette	Emery	Cummmard	Tavernari	Miles
at Idaho State	Fredette	Emery	Cummmard	Tavernari	Miles
at Weber State	Fredette	Emery	Cummmard	Tavernari	Miles
at Utah State	Fredette	Emery	Cummmard	Tavernari	Miles
BOISE STATE	Fredette	Emery	Cummmard	Tavernari	Miles
PORTLAND	Fredette	Emery	Cummmard	Tavernari	Miles
at Arizona State	Fredette	Emery	Cummmard	Tavernari	Miles
at Tulsa	Fredette	Emery	Cummmard	Tavernari	Miles
WAKE FOREST	Fredette	Emery	Cummmard	Tavernari	Miles
WESTERN OREGON	Fredette	Emery	Cummmard	Tavernari	Miles
at Colorado State	Fredette	Emery	Cummmard	Tavernari	Miles
TCU	Fredette	Emery	Cummmard	Tavernari	Miles
at New Mexico	Fredette	Emery	Cummmard	Tavernari	Miles
UNLV	Fredette	Emery	Cummmard	Tavernari	Miles
SAN DIEGO STATE	Fredette	Emery	Cummmard	Tavernari	Miles
at Utah					
WYOMING					
at Air Force					
COLORADO STATE					
at TCU					
NEW MEXICO					
at UNLV					
at San Diego State					
UTAH					
at Wyoming					
AIR FORCE					

WON-LOSS RECORDS/STARTING LINEUPS

RECORD	(1)	(2)	(3)	(4)	(5)
1-0	Morgan, Jr.	Emery	Cummmard	Tavernari	Miles
14-4	Fredette	Emery	Cummmard	Tavernari	Miles



2008-09 COUGAR GAME LEADERS

POINTS

Name	# of Times	High	Game
Lee Cummmard	7	36	LBSU
Jonathan Tavernari	10	25	UNF, Portland
Jimmer Fredette	3	23	BSU, WF

REBOUNDS

Name	# of Times	High	Game
Lee Cummmard	7	12	North Florida
Jonathan Tavernari	10	13	UNLV
Gavin MacGregor	1	7	New Mexico
Four Players	1	5	Rice

ASSISTS

Name	# of Times	High	Game
Jonathan Tavernari	1	5	LBSU
Jackson Emery	2	9	Pepperdine
Jimmer Fredette	11	9	Wake Forest
Lee Cummmard	7	6	USU, ASU, SDSU
Chris Miles	1	4	Portland

2008-09 OPPONENT GAME LEADERS

POINTS

Name	School	Total
James Harden	Arizona State	30
Jeff Teague	Wake Forest	30

REBOUNDS

Name	School	Total
James Johnson	Wake Forest	15

ASSISTS

Name	School	Total
Nate Garth	New Mexico	6
James Harden	Arizona State	6

BLOCKS

Name	School	Total
Titus Shelton	Cal Poly	3

STEALS

Name	School	Total
Ben Uzoh	Tulsa	6

RECORD-SETTING ATTENDANCE

BYU fans came out in full force to support the Cougars against Wake Forest. The official attendance was 23,096, just 10 from tying the Marriott Center record for attendance (23,106) set March 7, 1981 against Utah. BYU defeated the Utes 95-76 in that game. The Wake Forest game unseated the previous No. 2 crowd of 23,084 set on Jan. 12, 1980, also against Utah. BYU won that game 89-72. The crowd does mark the largest crowd for a nonconference game. The previous record of 23,042 was set on Nov. 30, 1979, against Illinois, a game the Cougars lost 86-76.

INTERNATIONAL PLAYERS AT BYU

- Including incoming freshman Charles Abouo, 28 international players have played basketball at BYU.
- The Cougars have had an international player on their varsity roster in 37 of the past 57 years.
- In the last five years, BYU has rostered eight international players, including three on this season's team - Charles Abouo (Cote d'Ivoire), Archie Rose (Bahamas) and Jonathan Tavernari (Brazil).
- Foreign players at BYU have received nine all-conference citations, two conference player of the year awards (Timo Saarelainen - 1985, Rafael Araujo - 2004), one conference freshman of the year award (Jonathan Tavernari - 2007) and eight All-America citations (Kresimir Cosic - 1972 and 1973, Rafael Araujo - 2004).
- According to a book about basketball in Finland by Mikko Simon, BYU has the distinction of being the first NCAA Division I school to have an overseas player on its roster when Timo Lampen, a native of Lahti, Finland, took the court for the Cougars in 1960-61.
- BYU also boasts the first foreign All-American in Kresimir Cosic, whose BYU jersey was retired on March 4, 2006. The Zadar, Yugoslavia, native played on the Cougar varsity team from 1971-73 and earned six All-America citations and three first-team All-Western Athletic Conference awards. He is the only BYU player to be inducted into the Basketball Hall of Fame. Cosic passed away in 1995.
- During the 2005 NCAA Men's Basketball Tournament, CBS Television analyst Billy Packer singled out Cosic during a discussion of the quality of international players now playing college basketball. Said Packer, "Kresimir Cosic, who played for BYU, was really the first great international player to play basketball in the United States."

DIMES ALL AROUND

With new starting guards Jimmer Fredette and Jackson Emery leading the way, BYU is first in the MWC (all games) in assists per game at 17.26. Fredette currently leads the squad and is second in the MWC in assists, averaging 4.32 per game. He dished out a career-best nine assists against Wake Forest. Fredette is also ninth in the conference in assist/turnover ratio at 1.61. Emery is first in the conference in assist/turnover ratio at 2.65 while Lee Cummmard is second in the league in assist/turnover ratio at 2.00. Emery is 10th in the league in assists per game at 3.21 and Cummmard is ninth at 3.37.

HITTING A HIGH PERCENTAGE

The Cougars are connecting on 49.9 percent (first in the MWC) of their shots from the field this season. BYU has hit 50.0 percent or better from the field in 12 games this season, including a season-best 61.7 percent against Portland. The Cougars are shooting 49.8 percent in the first half of games and 50.0 percent in the second half.

2008-09 SCORING BY HALF (BYU-OPPONENT)

	FIRST HALF (Margin)	FIELD GOAL %	SECOND HALF (Margin)	FIELD GOAL %	FINAL (Margin)	FIELD GOAL %
Long Beach State	31-38 (-7)	37.5-46.9	44-27 (+17)	50.0-34.5	75-65 (+10)	43.3-41.0
at Pepperdine	32-21 (+11)	44.4-40.9	50-32 (+18)	60.9-32.3	82-53 (+29)	52.0-35.8
NORTH FLORIDA	35-12 (+23)	41.7-20.0	39-29 (+10)	57.1-35.6	74-41 (+33)	50.0-30.8
RICE	43-23 (+20)	55.2-41.7	40-29 (+11)	56.0-35.7	83-52 (+31)	50.6-38.5
CAL POLY	44-28 (+16)	54.1-35.5	32-36 (-4)	50.0-42.9	76-64 (+12)	52.4-39.0
at Idaho State	40-28 (+12)	55.6-44.0	45-37 (+8)	57.7-38.7	85-65 (+20)	56.6-41.1
at Weber State	46-39 (+7)	51.6-58.3	46-23 (+23)	63.3-31.8	92-62 (+30)	57.4-45.7
at Utah State	38-35 (+3)	50.0-44.0	30-28 (+2)	32.0-37.0	68-63 (+5)	41.5-40.4
BOISE STATE	33-29 (+4)	40.6-38.7	61-27 (+34)	64.7-31.4	94-56 (+38)	53.0-34.8
PORTLAND	45-36 (+9)	69.6-48.4	46-40 (+6)	54.2-43.3	91-78 (+15)	61.7-45.9
vs. Arizona State	41-36 (+5)	57.7-48.3	34-40 (-6)	42.3-47.8	75-76 (-1)	50.0-48.1
at Tulsa	31-35 (-4)	48.1-37.5	43-33 (+10)	57.7-34.4	74-68 (+6)	52.8-36.1
WAKE FOREST	48-45 (+3)	48.6-51.5	39-49 (-10)	33.3-48.4	87-94 (-7)	40.3-50.0
WESTERN OREGON	42-33 (+9)	43.8-38.7	43-31 (+12)	51.7-38.2	85-64 (+21)	47.5-38.5
at Colorado State	46-30 (+16)	55.9-33.3	40-30 (+10)	58.6-36.0	86-60 (+26)	57.1-34.5
TCU	42-21 (+21)	50.0-30.8	31-40 (-9)	46.2-50.0	73-61 (+12)	48.3-40.7
at New Mexico	34-41 (-7)	40.0-53.1	28-40 (-12)	34.6-37.5	62-81 (-19)	38.9-44.8
UNLV	43-30 (+13)	51.4-46.2	27-46 (-19)	25.0-50.0	70-76 (-6)	39.7-48.1
SAN DIEGO STATE	41-32 (+9)	59.3-41.4	36-39 (-3)	52.2-46.7	77-71 (+6)	56.0-44.1
at Utah						
WYOMING						
at Air Force						
COLORADO STATE						
at TCU						
NEW MEXICO						
at UNLV						
at San Diego State						
UTAH						
at Wyoming						
AIR FORCE						
SEASON TOTALS (avg. margin)	755-592 (+8.6)	49.8-42.1	714-626 (+4.6)	50.0-39.6	1509-1248 (+13.7)	49.9-40.8



BYU BASKETBALL ON KSL NEWSRADIO
(102.7 FM and 1160 AM)

The "Voice of the Cougars" is KSL Newsradio 1160's Greg Wrubell. He is in his 13th season as the play-by-play voice of BYU basketball. Wrubell, also the voice of BYU football, is joined by former Cougar lettermen Mark Durrant or Andy Toolson as color analysts. Durrant is in his 12th year teaming with Wrubell while Toolson, a former Cougar letterman and assistant coach, enters his second year. In addition to live coverage of every Cougar game, the following programs can be heard each week on KSL Newsradio.



COACH ROSE ON KSL NEWSRADIO ...

- Coach's Corner with Dave Rose
Mondays at 8:45 a.m. (beginning Dec. 1)
- The Dave Rose Show
Mondays from 7-8 p.m. (beginning Nov. 24)

THE DAVE ROSE SHOW ON KSL-TV

BYU coach Dave Rose's weekly television show airs on Sunday evenings beginning Nov. 30 at 11 p.m. on KSL-TV, channel 5 in Salt Lake City and will be rebroadcast on the mtn. (check weekly listings for scheduled air times).

BYU FOREIGN PLAYERS BREAKDOWN BY COUNTRY

FINLAND (7)			AUSTRALIA (1)		
Timo Lampen	Lahti, Finland	1961	Cory Reader	Brisbane, Australia	1994-95
Kari Liimo	Helsinki, Finland	1967-69	BAHAMAS (1)		
	Two-time All-WAC		Archie Rose	Nassau, Bahamas	2008-pres.
Veikko Vainio	Kotka, Finland	1969-71	COTE D'IVOIRE (1)		
Kalevi Sarkalahti	Helsinki, Finland	1971-73	Charles Abouo	Abidjan, Cote d'Ivoire	2009-pres.
Jarmo Laitinen	Tapiola, Finland	1975	BELGIUM (1)		
Timo Saarelainen	Helsinki, Finland	1981-85	Sam Adams	Antwerp, Belgium	1991
	All-WAC, WAC Player of the Year		ENGLAND (1)		
Jarkko Ahibom	Rauma, Finland	1996-98	Fred Petty	Yorkshire, England	1972
CANADA (5)			HOLLAND (1)		
Tom Karren	Alberta, Canada	1952-54	Paul Vos	Waalre, Holland	1978
Bob Inglis	Calgary, Canada	1960, 62	MEXICO (1)		
Orville Fisher	Alberta, Canada	1966-68	John Hatch	Colonial Juarez, Mexico	1968
Phil Tollestrup	Alberta, Canada	1970-72	NEW ZEALAND (1)		
Jimmy Balderson	Alberta, Canada	2002, 05-07	Michael Tompson	Nelson, New Zealand	1997
BRAZIL (4)			SERBIA (1)		
Rafael Araujo	Sao Paulo, Brazil	2003-04	Vuk Ivanovic	Pancevo, Serbia	2006-08
	MVC Player of the Year, Two-time All-MWC, Two-time All-American		YUGOSLAVIA (3)		
Luiz Lemes	Sao Paulo, Brazil	2003-04	Kresimir Cosic	Zadar, Yugoslavia	1971-73
Fernando Malaman	Limeira, Brazil	2006-07		Three-time All-WAC, Six-time All-American	
Jonathan Tavernari	Sao Bernardo, Brazil	2007-pres.	Misho Ostarcevic	Zadar, Yugoslavia	1976-77
			Nick Nakic	Zagreb, Yugoslavia	1977

OFFENSIVE TRENDS

BYU has dominated its opponents in three categories this season — points in the paint, points off turnovers and fast break points. The Cougars average 8.4 more points per game in the paint than their opponents and are 14-2 when outscoring opponents in the paint. BYU has a 6.3 points per game advantage in points off turnovers and is 12-3 when winning the points off turnovers battle. The Cougars have a 172-51 advantage in fast break points and are 12-3 when scoring more fast break points than their opponents.

2008-09 OFFENSIVE TRENDS (BYU-OPPONENT)

	PTS/PAINT (Margin)	PTS OFF T.O. (Margin)	2ND CHANCE PTS (Margin)	FASTBREAK PTS (Margin)	BENCH PTS (Margin)	BIG RUN	BIG LEAD
@ Long Beach State	30-24 (+6)	12-6 (+6)	12-5 (+7)	6-0 (+6)	8-17 (-9)	8-0/7-0	10/7
at Pepperdine	26-14 (+12)	23-12 (+11)	4-6 (-2)	8-4 (+4)	17-28 (-11)	10-0/9-0	33/0
NORTH FLORIDA	28-10 (+18)	18-7 (+11)	12-1 (+11)	4-0 (+4)	21-12 (+9)	9-0/3-0	35/0
RICE	26-22 (+4)	23-12 (+11)	12-9 (+3)	12-4 (+8)	28-27 (+1)	16-0/8-0	39/0
CAL POLY	38-18 (+20)	19-21 (-2)	13-9 (+4)	2-10 (-8)	6-21 (-15)	11-0/8-0	18/4
at Idaho State	41-22 (+19)	20-12 (+8)	8-10 (-2)	20-2 (+18)	7-18 (-11)	14-0/7-0	20/6
at Weber State	24-22 (+2)	22-4 (+18)	8-2 (+6)	8-0 (+8)	19-23 (-4)	8-0/7-0	32/4
at Utah State	20-22 (-2)	15-6 (+9)	6-16 (-10)	0-0 (0)	7-8 (-1)	5-0/7-0	10/1
BOISE STATE	45-28 (+17)	40-7 (+33)	4-11 (-7)	23-4 (+19)	24-34 (-10)	14-0/7-0	42/2
PORTLAND	34-26 (+8)	24-17 (+7)	11-16 (-5)	14-0 (+14)	15-13 (+2)	10-0/6-0	23/2
vs. Arizona State	14-26 (-12)	17-15 (+2)	9-19 (-10)	2-4 (-2)	10-12 (-2)	8-0/5-0	10/7
at Tulsa	34-30 (+4)	7-8 (-1)	11-23 (-12)	4-0 (+4)	3-22 (-19)	7-0/9-0	9/8
WAKE FOREST	35-36 (-1)	25-21 (+4)	17-14 (+3)	13-8 (+5)	14-8 (+6)	15-0/11-0	8/9
WESTERN OREGON	40-22 (+18)	13-8 (+5)	16-8 (+8)	14-2 (+12)	34-7 (+27)	17-0/11-0	21/11
at Colorado State	42-26 (+16)	20-17 (+3)	13-13 (0)	10-2 (+8)	32-33 (-1)	9-0/11-0	37/1
TCU	36-27 (+9)	13-7 (+6)	13-9 (+4)	14-3 (+11)	13-12 (+1)	8-0/9-0	24/0
at New Mexico	30-22 (+8)	6-14 (-8)	13-13 (0)	8-2 (+6)	19-21 (-2)	8-0/10-0	2/19
UNLV	32-20 (+12)	13-9 (+4)	9-9 (0)	8-0 (+8)	9-16 (-7)	9-0/11-0	15/9
SAN DIEGO STATE	24-22 (+2)	12-20 (-8)	11-9 (+2)	2-6 (-4)	20-30 (-10)	8-0/6-0	12/1
at Utah							
WYOMING							
at Air Force							
COLORADO STATE							
at TCU							
NEW MEXICO							
at UNLV							
at San Diego State							
UTAH							
at Wyoming							
AIR FORCE							
SEASON TOTALS	599-439 (+8.4)	342-223 (+6.3)	202-202 (0.0)	172-51 (+6.4)	306-362 (-2.6)		
Times Led (BYU/Opp/Tie)	16/3/0	15/4/0	9/7/3	15/3/1	6/13/0		
Record When (W/L/T)	14-2/1-2/0-0	12-3/3-1/0-0	8-1/6-1/1-2	12-3/2-1/1-0	5-1/10-3/0-0		



2008-09 MWC STANDINGS

	MWC	Overall	Streak
UNLV	4-2	16-4	W3
TCU	4-2	13-7	L1
BYU	3-2	15-4	W1
San Diego State	3-2	13-5	L1
Utah	3-2	12-7	L1
New Mexico	3-2	12-8	W1
Wyoming	2-3	13-6	W1
Colorado State	2-4	7-13	L1
Air Force	0-5	9-9	L6

UPCOMING MWC ACTION

Tuesday, January 27 TV
 *AIR FORCE at WYOMING, 6 p.m. MT The Mtn.
 *BYU at UTAH, 8 p.m. MT The Mtn.

Wednesday, January 28
 *TCU at SAN DIEGO STATE, 7 p.m. PT CBS C HD
 *CSU at NEW MEXICO, 7:30 p.m. MT The Mtn.

Saturday, January 31
 *NEW MEXICO at UTAH, 1:30 p.m. MT The Mtn.
 *UNLV at AIR FORCE, 2 p.m. MT VERSUS
 *WYOMING at BYU, 4 p.m. MT The Mtn.
 *SAN DIEGO STATE at CSU, 7 p.m. MT The Mtn.

2008-09 MWC PLAYERS OF THE WEEK

Nov. 17	Lee Cummond, Sr., G, BYU
Nov. 24	Luke Nevill, Sr., C, Utah
Dec. 1	Kyle Spain, Sr., F, San Diego State
Dec. 8	Rene Rougeau, Sr., G, UNLV
Dec. 15	Jimmer Fredette, So., G, BYU
	Roman Martinez, Jr., F, New Mexico
Dec. 22	Sean Ogirri, Sr., G, Wyoming
Dec. 29	Luke Nevill, Sr., C, Utah
Jan. 5	Luke Nevill, Sr., C, Utah
Jan. 12	Zvonko Buljan, Jr., F, TCU
Jan. 19	Roman Martinez, Jr., F, New Mexico
Jan. 26	Tyson Johnson, Sr., F, Wyoming
	TreVon Willis, So., G, UNLV

PRESEASON MWC MEDIA POLL

School (First-place votes) Points
 1. UNLV (16)-206
 2. **BYU (5)-181**
 3. San Diego State (3)-170
 4. Utah-148
 5. New Mexico-132
 6. Wyoming-75
 7. Air Force-66
 8. Colorado State-53
 9. TCU-49

Preseason All-MWC
Lee Cummond, Sr., G, BYU
 Lorenzo Wade, Sr., F, San Diego State
 Wink Adams, Sr., G, UNLV
 Luke Nevill, Sr., C, Utah
 Brandon Ewing, Sr., G, Wyoming

Preseason Co-Players of the Year
Lee Cummond, Sr., G, BYU
 Wink Adams, Sr., G, UNLV

Preseason Newcomer of the Year
 TreVon Willis, So., G, UNLV

Preseason Freshman of the Year
 Phillip McDonald, G, New Mexico

IN THE NINE YEARS OF THE MWC ...

— BYU has had seven 20-win seasons, leading all MWC schools. Utah has had five, UNLV five, San Diego State four and Air Force, Wyoming and New Mexico three.
 — BYU has had the league's top RPI three times, been second three times and third on three occasions. The Cougars were second last year (25) behind UNLV (24).
 — BYU regularly plays one of the toughest schedules in the MWC. Last year, BYU's schedule was rated third behind UNLV and Utah.
 — BYU has the most overall wins (203).
 — BYU also has the most conference wins (89).
 — BYU is tied for the most MWC regular-season titles (four) with Utah.
 — BYU is one of six MWC teams to win the MWC Tournament title.

MWC 10TH ANNIVERSARY TEAM

Player	Position	School	Years Played in MWC	All-Conference
Lee Cummond	Guard/Forward	BYU	2005-Present	2007-08
Jason Smith	Forward	Colorado St.	2004-07	2005-06, 2006-07
Ruben Douglas	Guard	New Mexico	2000-03	2001-02, 2002-03
Danny Granger	Forward	New Mexico	2003-05	2003-04, 2004-05
Brandon Heath	Guard	San Diego St.	2003-07	2005-06, 2006-07
Wink Adams	Guard	UNLV	2005-Present	2007-08
Marcus Banks	Guard	UNLV	2001-03	2002-03
Andrew Bogut	Center	Utah	2003-05	2004-05
Marcus Bailey	Forward	Wyoming	1999-03	2000-01, 2001-02
Josh Davis	Forward/Center	Wyoming	1999-02	1999-00, 2000-01

MWC TELECONFERENCE

The Mountain West Conference hosts weekly media teleconferences with each MWC head coach. The briefings are conducted on selected Mondays from the league headquarters in Colorado Springs, Colo., and are available to local and national media. Contact the Mountain West Media Relations Office at (719) 488-4040 for details on participating in the teleconference.

MWC Teleconference Schedule (MT)

10:00 a.m.	Moderator opens call
10:02 a.m.	Steve Fisher, San Diego State
10:10 a.m.	Dave Rose, BYU
10:18 a.m.	Jeff Reynolds, Air Force
10:26 a.m.	Steve Alford, New Mexico
10:34 a.m.	Jim Christian, TCU
10:42 a.m.	Lon Kruger, UNLV
10:50 a.m.	Jim Boylen, Utah
10:58 a.m.	Tim Miles, Colorado State
11:06 a.m.	Heath Schroyer, Wyoming

Teleconferences will be held on Mondays, Jan. 5 through March 9.

BYU IN THE MWC/NCAA STATISTICAL RATINGS

TEAM	MWC STATS (THRU 1/24/09)	ALL	CONF	INDIVIDUAL	MWC (THRU 1/24/09)	TOP BYU PLAYER - ALL	TOP BYU PLAYER - CONF.
	Scoring Offense	2nd	2nd	Scoring	Jonathan Tavemari - 2nd	Lee Cummond - T6th	
	Scoring Defense	7th	7th	Rebounding	Jonathan Tavemari - 5th	Lee Cummond - T6th	
	Scoring Margin	1st	5th	FG Percentage	Lee Cummond - 4th	Lee Cummond - 7th	
	FT Percentage	4th	5th	Assists	Jimmer Fredette - 2nd	Jimmer Fredette - T5th	
	FG Percentage	1st	2nd	FT Percentage	Jimmer Fredette - 4th	Jimmer Fredette - T3rd	
	FG Percentage Defense	4th	3rd	Steals	Jonathan Tavemari - 2nd	Jonathan Tavemari - T2nd	
	3FG Percentage	3rd	4th	3FG Percentage	Jonathan Tavemari - 9th	Jonathan Tavemari - 4th	
	3FG Percentage Defense	1st	3rd	3FG Made/Game	Jonathan Tavemari - 2nd	Jonathan Tavemari - 4th	
	Rebounding Average	2nd	2nd	Blocked Shots	Lee Cummond - T7th	Lee Cummond - T4th	
	Rebounds Allowed	5th	6th	Assist/TO Ratio	Jackson Emery - 1st	Jackson Emery - 2nd	
	Rebounding Margin	2nd	2nd	Offensive Rebounds	None	Gavin MacGregor - T6th	
	Blocked Shots	5th	T2nd	Defensive Rebounds	Jonathan Tavemari - 3rd	Cummond, Tavemari - T6th	
	Assists	1st	1st				
	Steals	2nd	5th	MWC TEAM HIGHS	BYU RANK	ACTUAL	
	Turnover Margin	3rd	7th	Field Goal Attempts	T1st	77 vs. Wake Forest	
	Assist/Turnover Ratio	1st	4th	Fouls	2nd	28 vs. Wake Forest	
	Offensive Rebounds	7th	4th				
	Defensive Rebounds	2nd	2nd	MWC PLAYER HIGHS	BYU PLAYER - RANK	ACTUAL	
	3-FG Made/Game	2nd	2nd	Points	Lee Cummond - T1st	36 vs. Long Beach State	
				Field Goals Made	Lee Cummond - T1st	13 vs. LBSU, Cal Poly	
				Field Goal Attempts	Jonathan Tavemari - 1st	22 vs. UNLV	
				Field Goal %	Lee Cummond - 1st	.923 (12-13) at WSU	
				Steals	Jackson Emery - T2nd	5 vs. Utah State	
					Jonathan Tavemari - T2nd	5 vs. UNLV	
				NCAA (THRU 1/18/09)	BYU PLAYER - RANK	ACTUAL	
				Points Per Game	Jonathan Tavemari - 91st	17.4	
				Field Goal %	Lee Cummond - 38th	55.2	
				3-Point FG/Game	Jonathan Tavemari - 59th	2.7	
				Asst/Turnover Ratio	Jackson Emery - 19th	2.65	
					Lee Cummond - 74th	2.00	
				Free Throw %	Jimmer Fredette - 73rd	83.3	



2008-09 BYU NUMERICAL ROSTER

NO.	NAME	POS.	HT.	WT.	YR.	EXP.	HOMETOWN (PREVIOUS SCHOOL)
1	Charles Abouo	G/F	6-5	210	Fr.	HS	Abidjan, Cote d'Ivoire (Brewster Academy)
2	Lamont Morgan, Jr.	G	5-10	170	Jr.	TR-RS	Pomona, Calif. (Saddleback CC)
4	Jackson Emery	G	6-3	185	So.	1L	Alpine, Utah (Lone Peak HS)
5	Archie Rose	G	6-5	210	Sr.	1L	Nassau, Bahamas (Lee College)
10	Michael Loyd, Jr.	G	6-1	170	So.	1L	Las Vegas, Nev. (Palo Verde HS)
15	James Anderson	F/C	6-10	230	Fr.	RS	Page, Ariz. (Page HS)
20	Matt Pinegar	G	6-0	190	Fr.	RS	Provo, Utah (Timpview HS)
30	Lee Cummard	G	6-7	190	Sr.	3L	Mesa, Ariz. (Mesa HS)
32	Jimmer Fredette	G	6-2	195	So.	1L	Glens Falls, N.Y. (Glens Falls HS)
34	Noah Hartsock	F	6-8	215	Fr.	HS	Bartlesville, Okla. (Bartlesville HS)
35	Michael Boswell	F	6-9	215	Fr.	HS	Aloha, Ore. (Aloha HS)
45	Jonathan Tavernari	F	6-6	215	Jr.	2L	Sao Bernardo, Brazil (Bishop Gorman HS)
53	Gavin MacGregor	F/C	6-10	240	Sr.	1L	Ridgecrest, Calif. (Burroughs HS)
54	Chris Miles	F/C	6-11	235	Jr.	2L	Provo, Utah (Timpview HS)

Head Coach: Dave Rose, 4th year (Houston, 1983)

Associate Head Coach: Dave Rice (UNLV, 1991)

Assistant Coaches: John Wardenburg (BYU, 1986); Terry Nashif (BYU, 2005)

Director of Basketball Operations: Tim LaComb (Utah, 2006)

Team Trainer: Robert Ramos (BYU, 1995)

PRONUNCIATION GUIDE

CHARLES ABOUO
a-BOO-oh

LEE CUMMARD
cuh-MAHRD

JIMMER FREDETTE
Frah-debt

JONATHAN TAVERNARI
tah-ver-NAHR-ee

TERRY NASHIF
NASH-if

ROBERT RAMOS
RAY-mus

2008-09 SEASON / CAREER HIGHS

#	PLAYER	POINTS	REBOUNDS	ASSISTS
1	ABOUO, Charles Career:	10 vs. Wake Forest same	6 at Tulsa same	2 vs. Rice same
2	MORGAN, JR., Lamont Career:	12 vs. Western Oregon, vs. SDSU same	5 vs. TCU same	5 vs. SDSU same
4	EMERY, Jackson Career:	15 at Idaho State same	6 vs. Utah State, at Tulsa, at UNM 6, 5 times, last at UNM (08-09)	9 vs. Pepperdine same
5	ROSE, Archie Career:	11 vs. Western Oregon same	6 at Weber State same	1 vs. Boise State 2 at Long Beach State (07-08)
15	ANDERSON, James Career:	10 vs. Boise State same	7 vs. Boise State same	2 vs. Boise State same
20	PINEGAR, Matthew Career:	2 vs. North Florida same	2 vs. North Florida same	1 vs. North Florida, vs. Western Oregon same
30	CUMMARD, Lee Career:	36 vs. Long Beach State same	12 vs. North Florida 13 at UNLV (MWC Finals) (06-07)	6 vs. Utah State, vs. Arizona State 8 vs. Lamar, SUU (07-08)
32	FREDETTE, Jimmer Career:	23 vs. Boise State, vs. Wake Forest same	6 vs. SDSU 5 vs. Texas A&M-NCAA (07-08)	9 vs. Wake Forest same
34	HARTSOCK, Noah Career:	7 vs. Western Oregon same	5 vs. Rice same	2 vs. Cal Poly same
45	TAVERNARI, Jonathan Career:	25 vs. North Florida, vs. Portland 29 vs. No. 6 Louisville (07-08)	13 vs. UNLV same	6 at Weber State same
53	MacGREGOR, Gavin Career:	11 at UNM same	7 at UNM same	1 vs. Rice, vs. Utah State 1 three times, last vs. Utah State (08-09)
54	MILES, Chris Career:	24 vs. Cal Poly same	7 at Tulsa 7 at CSU (04-05), at Tulsa (08-09)	4 vs. Portland 4, twice, last vs. Portland (08-09)





Since becoming head coach of the BYU Men's Basketball program on April 11, 2005, Dave Rose has guided the Cougars to an impressive array of on-the-court awards and accolades while his unassuming approach to service and the community has been recognized at the top of his profession.

Cougar fans have had plenty to "Rise and Shout" about with Rose at the helm. He has produced a three-year resume that is nearly unmatched. In fact, only eight other coaches have ever won more games in their first three seasons at the Division I level. Rose has returned BYU to the national stage with back-to-back appearances in the top-25 polls

and back-to-back NCAA Tournament berths. Under his tutelage, Rose's teams have not only broken into the top-25 rankings but also achieved the MWC's first-ever two-time outright league championships. Rose is the only BYU men's basketball coach to win conference coach-of-the-year honors in back-to-back seasons. He has also received district coach of the year accolades and honorable mention for national coach of the year. Another evidence of Rose's commitment to excellence is that his basketball program ranks in the top 10 percent nationally in multi-year NCAA Academic Progress Rate scores. As a result, the NCAA has honored BYU with Public Recognition awards in each of the past two seasons for their high academic achievement.

Rose first came to BYU as an assistant in 1997 to help newly hired head coach Steve Cleveland rebuild the Cougar program. Rose served eight seasons with Cleveland, including the last five as Associate Head Coach, before being promoted to BYU's head job. Rose played a vital role in rebuilding BYU's program from an inherited 1-25 team into a regular NCAA Tournament participant and 20-game winner. BYU has qualified for postseason play in eight of the past nine seasons, including five NCAA bids, while claiming four MWC titles. A strong evaluator of talent with a vast network of coaching connections across the country, Rose has a proven record as a top recruiter. He has been recognized as one of college basketball's top-25 recruiters as BYU has had multiple top-20 recruiting classes with Rose overseeing or coordinating its efforts. Ten recruits have earned conference newcomer honors or a major league award in their first season as a Cougar in the 11 years Rose has been in Provo.

- Jonathan Tavernari (2006-07 MWC Freshman of the Year)
- Trent Plaisted (2005-06 MWC Freshman of the Year, 2nd-team All-MWC)
- Mike Hall (2003-04 MWC Defensive Player of the Year, 3rd-team All-MWC)
- Rafael Araujo (2002-03 Newcomer of the Year, MWC media poll, 3rd-team All-MWC)
- Jared Jensen (2001-02 MWC Co-Freshman of the Year)
- Trent Whiting (2000-01 MWC Newcomer Team, 2nd-team All-MWC)
- Terrell Lyday (1999-2000 MWC Newcomer of the Year, All-Tournament Team)
- Mark Bigelow (1998-99 WAC Freshman of the Year, Newcomer Team, 2nd-team All-WAC)
- Mekeli Wesley (1997-98 WAC Newcomer Team)
- Ron Selleaze (1997-98 WAC Newcomer of the Year, Newcomer Team, 2nd-team All-WAC)

With 25 years of coaching experience, including 13 seasons as a head coach at the Division I, junior college, and high school levels, Rose has a proven record of constant success. Prior to coming to BYU as an assistant in 1997, Rose compiled a 167-57 record at Dixie State College (St. George, Utah). Before being promoted to the head coaching position at Dixie, Rose served as a Rebel assistant coach under Ken Wagner for three seasons. Rose coached multiple sports at Millard and Pine View high schools in Utah before joining the staff at Dixie.

Rose excelled in both baseball and basketball as a two-sport athlete at Dixie State College in St. George, Utah, before serving a full-time mission for The Church of Jesus Christ of Latter-day Saints in Manchester, England, from 1977-79. Upon returning home, he transferred to the University of Houston where he completed his degree and was a shooting guard and co-captain of the famous "Phi Slamma Jamma" team featuring Hakeem Olajuwon and Clyde Drexler. In 1983 his Houston team was ranked No. 1 nationally and finished as the national runner-up.

A native of Houston, Texas, Rose and his wife Cheryl have three children and two grandchildren. Currently the Honorary Chairman of the Children with Cancer Christmas Foundation, Rose works with his wife, Cheryl, and the team to annually serve and comfort local families who endure the challenges of raising a child who has cancer. Dave

and Cheryl are also actively involved in a variety of other service and community initiatives. In 2008, Rose was honored by the National Association of Basketball Coaches with its Game Pillar Award for Service, one of only four Pillar Awards (Education, Leadership, Service and Advocacy) that the Association annually bestows on the most deserving among its vast membership. In 2008, Rose also became the 63rd recipient of the Dale Rex Memorial Award given annually to the person who has done the most for amateur athletics in the state of Utah.

COMMENTING ON ROSE

"Dave Rose is one of the best coaches I have ever known. He is not only the best at preparing you to succeed against your opponent by preparing game plans but also the greatest motivator I have ever been around. He has a special way to communicate with the players and instill confidence that enables you to play at the highest level every game. When my career at BYU came to an end, he continued to help me choose an agent, go to NBA camps and NBA workouts and begin my professional career. He never stopped supporting and believing in me. I will always be grateful for what he has done for me and continues to do for me now."

– Travis Hansen, Former BYU Cougar and Atlanta Hawk, playing professionally in Russia

"I have never been around a coach who had a feel for what makes each player tick like Coach Rose. The game plans he prepared were usually right on, and if we executed them we won the game. He is a coach that you not only want to play for but also would sacrifice almost anything for. He has been one of the most influential people in my basketball career, and I will forever benefit from his lessons on basketball and life. I've never seen any other coach like him."

– Mark Bigelow, Former BYU Cougar, playing professionally in Spain

"Dave Rose has done an outstanding job of establishing BYU as one of the premier programs in the Western United States. He's an outstanding teacher of the game, and equally important, is an outstanding person who demands the most out of his players both on and off the court. He's a credit to the coaching profession, and BYU is very fortunate to have him as its coach."

– UCLA Head Coach Ben Howland

"I'm impressed with the preparation of BYU and the poise they demonstrate. That's definitely a credit to Dave Rose and his coaching staff. Rose looks young, but he's got a lot of experience. He's done a nice job as a head coach ... He has experience at the highest levels of college basketball, both as a player and a coach."

– ESPN Game Analyst Steve Lavin

WORTH NOTING

- Dave Rose has a .746 winning percentage as a college head coach (255-87), including an 15-4 (.789) record this season, a 27-8 (.771) mark last year and a 168-57 (.747) record in seven seasons at Dixie State College.
- Dave Rose was named the Mountain West Conference Coach of the Year each of his first two seasons, becoming the first-ever BYU men's basketball coach to win back-to-back league coach-of-the-year honors.
- BYU was the second-most improved team in the nation in 2005-06 under Rose and his coaching staff in their first season.
- The BYU coaching staff has more than 60 years of combined coaching experience.
- The BYU coaching staff has playing experience in NCAA Final Fours, including a National Championship.
- The BYU coaching staff has played with or coached 27 NBA players.

ROSE DIVISION I COACHING LEDGER

School	Season	Overall	MWC	MWC Tourney	NCAA/NIT
BYU	2005-06	20-9	12-4	0-1	0-1 NIT
BYU	2006-07	25-9	13-3	2-1	0-1 NCAA
BYU	2007-08	27-8	14-2	2-1	0-1 NCAA
BYU	2008-09	15-4	3-2	0-0	-
DIVISION I TOTAL		87-30 (.744)	42-11 (.792)	4-3 (.571)	0-3





CHARLES ABOUO
 6-5 • 210 • freshman • guard/forward
 Abidjan, Cote D'Ivoire

LAST OUTING: Scored two points against San Diego State.

TRACKING ABOUO IN 2008-09: Scored two points against San Diego State ... hit 1-of-1 from downtown for three points and added one assist against UNLV ... scored three points at New Mexico ... scored eight points on 3-of-5 shooting, including 2-of-3 on threes, at Colorado State ... added four rebounds against the Rams ... posted four points, four rebounds, one steal and one assist against Western Oregon ... set a new career high with 10 points against Wake Forest ... hit 3-of-8 from the field and 3-of-3 from the free throw line ... added five rebounds and one assist against the Demon Deacons ... at Tulsa totaled one point, a career-high six rebounds, one assist and one steal ... totaled two rebounds, one assist and one steal against Arizona State ... had three points and one steal in 19 minutes against Boise State ... scored two points and had one assist and one steal at Weber State ... scored three points on 3-of-4 shooting from the line and grabbed three rebounds at Idaho State ... had three points and tied his career high with four rebounds against Cal Poly ... tied his career high of nine points against Rice ... added two rebounds and a career-high two assists ... tied his career high with nine points on 4-of-6 shooting from the field against North Florida ... added a career-best four rebounds, one assist and one steal ... scored nine points while hitting one three and 6-for-6 from the free throw line at Pepperdine ... also grabbed two rebounds ... played eight minutes against Long Beach State ... grabbed two rebounds.

PLAYER SUMMARY: A versatile player, Abouo was the Utah 3A Player of the Year in 2007 out of Logan High School before playing for Brewster Academy last season, where he helped his team earn a 31-4 record. He is a good defender with a solid mid-range game and the ability to drive to the hoop or pull up and hit the three. His length and athleticism should make him a contributor for the Cougars this season.

PERSONAL: Parents are Ernest and Yvonne Abouo ... enjoys cooking, drawing, playing soccer, eating, sleeping and watching movies ... favorite food is his Mom's African cooking ... favorite book is Into Thin Air and favorite movie is Blue Streak ... played for the Utah Pump and Run AAU team with former BYU players Chris Collinsworth and Nick Marineau (both played in 2007-08 and are now serving two-year missions) ... also recruited by San Diego State, Wichita State, Utah State, Loyola, Montana, Tulsa and VCU ... open major.

Charles Abouo – 2008-09 Game-by-Game

Opponent	Date	GS	Min	TOTAL			3-PTS		FT	FTA	Pct	REBOUNDS			PF	FO	A	TO	Blk	Stl	Pts	Avg		
				FG	FGA	Pct	3FG	3FGA				Pct	Off	Def									Tot	Avg
LONG BEACH STATE	11/14/08	8	0	0	.000	0	0	.000	0	0	.000	0	2	2	2.0	0	0	0	0	0	0	0.0		
at Pepperdine	11/18/08	13	1	2	.500	1	1	1.000	6	6	1.000	0	2	2	2.0	1	0	1	0	1	9	4.5		
NORTH FLORIDA	11/20/08	19	4	6	.667	0	0	.000	1	2	.500	0	4	4	2.7	1	0	1	0	0	1	6.0		
RICE	11/21/08	21	2	6	.333	1	2	.500	4	4	1.000	0	2	2	2.5	1	0	2	1	0	0	6.8		
CAL POLY	11/22/08	15	1	2	.500	0	1	.000	1	1	1.000	1	3	4	2.8	0	0	1	1	0	0	3.6		
at Idaho State	11/29/08	9	0	0	.000	0	0	.000	3	4	.750	0	3	3	2.8	0	0	1	0	0	3	5.5		
at Weber State	12/03/08	9	1	4	.250	0	2	.000	0	0	.000	2	0	2	2.7	0	0	1	1	0	0	2.5		
vs Utah State	12/06/08	3	0	1	.000	0	0	.000	0	0	.000	0	0	0	2.4	0	0	1	1	0	0	4.4		
BOISE STATE	12/10/08	19	1	2	.500	0	1	.000	1	4	.250	0	0	0	2.1	0	0	2	0	1	3	4.2		
PORTLAND PILOTS	12/13/08	9	0	0	.000	0	0	.000	1	2	.500	0	0	0	1.9	2	0	0	1	0	0	1.9		
vs Arizona State	12/20/08	11	0	0	.000	0	0	.000	0	0	.000	1	1	2	1.9	4	0	1	0	0	1	3.5		
at Tulsa	12/30/08	25	0	1	.000	0	0	.000	1	2	.500	1	5	6	2.3	1	0	1	2	0	1	1.3		
WAKE FOREST	1/3/09	23	3	8	.375	1	2	.500	3	3	1.000	1	4	5	2.5	5	1	1	1	0	10	3.8		
WESTERN OREGON	1/6/09	19	2	6	.333	0	1	.000	0	0	.000	0	4	4	2.6	0	0	1	1	0	1	4.9		
at Colorado State	1/10/09	20	3	5	.600	2	3	.667	0	0	.000	1	3	4	2.7	1	0	0	2	0	0	8.1		
TCU	1/13/09	5	0	0	.000	0	0	.000	0	0	.000	0	0	0	2.5	1	0	0	0	0	0	3.9		
at New Mexico	01/17/09	8	1	3	.333	0	1	.000	1	2	.500	0	0	0	2.4	3	0	0	2	0	0	3.8		
UNLV	1/21/09	8	1	1	1.000	1	1	1.000	0	0	.000	0	0	0	2.2	2	0	1	0	0	3	3.8		
SAN DIEGO STATE	1/24/09	2	1	1	1.000	0	0	.000	0	0	.000	0	0	0	2.1	0	0	1	0	0	2	3.7		
Totals		0	246	21	48	.438	6	15	400	22	30	.733	7	33	40	2.1	22	1	11	17	2	5	70	3.7

Games played: 19
 Minutes/game: 12.9
 Points/game: 3.7
 FG Pct: 43.8
 3FG Pct: 40.0
 FT Pct: 73.3

Rebounds/game: 2.1
 Assists/game: 0.6
 Turnovers/game: 0.9
 Assist/turnover ratio: 0.6
 Steals/game: 0.3
 Blocks/game: 0.1

CAREER HIGHS:
 POINTS: 10 vs. Wake Forest (2009)
 FG MADE: 4 vs. UNF (2008)
 FG ATT: 8 vs. Wake Forest (2009)
 FG %: .667 (4-6) vs. UNF (2008)
 3FG MADE: 2 at CSU (2009)
 3FG ATT: 3 at CSU (2009)
 3FG %: .667 (2-3) at CSU (2009)
 FT MADE: 6 at Pepperdine (2008)
 FT ATT: 6 at Pepperdine (2008)
 FT %: 1.000 (6/6) at Pepperdine (2008)
 REB: 6 vs. Tulsa (2008)
 ASSISTS: 2 vs. Rice (2008)
 BLOCKS: 1 at Pepperdine (2008), vs. Utah State
 STEALS: 1 vs. UNF (2008), vs. WOU (2009)
 MINUTES: 25 vs. Tulsa (2008)

SEASON-HIGH POINTS:
 First Half: 6 vs. Wake Forest
 Second Half: 9 at Pepperdine, vs. UNF
 Game: 10 vs. Wake Forest
Percentage Minimums – 4 FG, 2 3FG, 3 FT Made



LAMONT MORGAN, JR.

5-10 • 170 • junior • guard
Pomona, Calif.

LAST OUTING: Against San Diego State tied a career high with 12 points on 4-of-5 shooting from the field and 2-of-2 shooting on threes and 2-of-2 shooting from the free throw line ... dished out a career high five assists against the Aztecs.

TRACKING MORGAN, JR. IN 2008-09: Against San Diego State tied a career high with 12 points on 4-of-5 shooting from the field and 2-of-2 shooting on threes and 2-of-2 shooting from the free throw line ... dished out a career high five assists against the Aztecs ... shot 2-of-2 from the field for four points while adding one assist against UNLV ... hit 2-of-3 from the field for five points while adding one steal and one assist at New Mexico ... contributed a career-high five rebounds, one assist and one points against TCU ... hit 5-of-8 from the field for 11 points at Colorado State, his second-straight game in double figures ... added three rebounds, three assists and one steal against the Rams ... posted a career high of 12 points against Western Oregon on a career-best 4-of-5 (.800) shooting from the field ... hit 2-of-2 from downtown ... added one rebound, three assists and one steal ... set a new career high with four rebounds to go with two steals against Wake Forest ... hit 3-for-3 from the field, including 2-of-2 from downtown, against Boise State for eight points ... added two rebounds, two assists and one steal against the Broncos ... scored nine points and hit 4-of-4 from the line at Weber State ... also had two rebounds, one assist and a steal against the Wildcats ... had two points, three rebounds and one assist at Idaho State ... had three points, one rebound, one steal and one assist against Cal Poly ... scored a career-best 10 points on 3-of-5 shooting from the field and 2-of-2 shooting from downtown against Rice ... added career highs of four assists and two steals ... scored four points — a career high — and had two assists and one steal against Long Beach State ... had three rebounds, two assists and one steal off the bench at Pepperdine. ... started and played 24 minutes against Long Beach State ... tallied three rebounds, two assists and one steal.

PLAYER SUMMARY: Described as a lightning quick point guard, junior Lamont Morgan, Jr. is expected to immediately contribute after transferring from Saddleback Community College in Mission Viejo, Calif. A highly successful junior college program, SCC advanced to the state semifinal game in 2007 behind the play of Morgan, who started every game at the point and averaged 4.4 assists per contest. In addition to his ball-handling abilities, Morgan will also be counted on for his leadership and court vision.

PERSONAL: Has one brother and one sister ... enjoys listening to music, dancing, hanging out with his brothers and writing poetry ... favorite actor is Denzel Washington ... favorite movie is Love and Basketball ... favorite food is soul food ... sports heros are Michael Jordan and Kobe Bryant and non-sports hero is his Mom ... leisure services major.

Lamont Morgan, Jr. – 2008-09 Game-by-Game

Opponent	Date	GS	Min	TOTAL			3PTS			REBOUNDS			PF	FO	A	TO	Blk	Stl	Pts	Avg					
				FG	FGA	Pct	3FG	FGA	Pct	FT	FTA	Pct									Off	Def	Tot	Avg	
LONG BEACH STATE	11/14/08	*	24	0	3	.000	0	3	.000	0	0	.000	1	2	3	3.0	0	0	2	1	0	0	0.0		
at Pepperdine	11/18/08		19	0	2	.000	0	1	.000	0	0	.000	0	3	3	3.0	4	0	2	0	0	1	0.0		
NORTH FLORIDA	11/20/08		22	1	5	.200	0	3	.000	2	3	.667	0	1	1	2.3	3	0	2	4	0	0	4	1.3	
RICE	11/21/08		24	3	5	.600	2	2	1.000	2	3	.667	0	0	0	1.8	0	0	4	4	0	2	10	3.5	
CAL POLY	11/22/08		14	1	3	.333	0	0	.000	1	1	1.000	0	1	1	1.6	1	0	1	3	0	1	3	3.4	
at Idaho State	11/29/08		14	0	0	.000	0	0	.000	2	4	.500	1	2	3	1.8	3	0	1	1	0	0	2	3.2	
at Weber State	12/03/08		27	2	7	.286	1	3	.333	4	4	1.000	1	1	2	1.9	1	0	1	1	0	1	9	4.0	
vs Utah State	12/06/08		18	0	2	.000	0	0	.000	0	0	.000	0	1	1	1.8	0	0	1	0	0	0	0	3.5	
BOISE STATE	12/10/08		18	3	3	1.000	2	2	1.000	0	2	.000	0	2	2	1.8	0	0	2	4	0	1	8	4.0	
PORTLAND PILOTS	12/13/08		19	3	4	.750	1	1	1.000	0	0	.000	0	1	1	1.7	1	0	1	1	0	0	7	4.3	
vs Arizona State	12/20/08		10	0	0	.000	0	0	.000	0	0	.000	0	2	2	1.7	1	0	0	3	0	1	0	3.9	
at Tulsa	12/30/08		9	1	1	1.000	0	0	.000	0	0	.000	0	1	1	1.7	0	0	0	2	0	0	2	3.8	
WAKE FOREST	1/3/09		6	0	0	.000	0	0	.000	0	0	.000	0	4	4	1.8	1	0	2	2	0	0	0	3.5	
WESTERN OREGON	1/6/09		22	4	5	.800	2	2	1.000	2	4	.500	0	1	1	1.8	1	0	3	1	0	1	12	4.1	
at Colorado State	1/10/09		23	5	8	.625	1	2	.500	0	0	.000	3	0	3	1.9	3	0	3	2	0	1	11	4.5	
TCU HORNED FROGS	1/13/09		20	0	2	.000	0	1	.000	1	3	.333	2	3	5	2.1	2	0	1	1	0	0	1	4.3	
at New Mexico	01/17/09		15	2	3	.667	1	2	.500	0	0	.000	0	0	0	1.9	0	0	1	1	0	1	5	4.4	
UNLV	1/21/09		12	2	2	1.000	0	0	.000	0	0	.000	0	0	0	1.8	4	0	1	0	0	0	4	4.3	
SAN DIEGO STATE	1/24/09		28	4	5	.800	2	2	1.000	2	2	1.000	0	0	0	1.7	1	0	5	3	0	0	12	4.7	
Totals			1	344	31	60	.517	12	24	5.00	16	26	615	8	25	33	1.7	26	0	32	35	0	11	90	4.7

Games played: 19
Minutes/game: 18.1
Points/game: 4.7
FG Pct: 51.7
3FG Pct: 50.0
FT Pct: 61.5

Rebounds/game: 1.7
Assists/game: 1.7
Turnovers/game: 1.8
Assist/turnover ratio: 0.9
Steals/game: 0.6

CAREER HIGHS:

POINTS: 12 vs. WOU (2009), vs. SDSU (2009)
FG MADE: 5 at CSU (2009)
FG ATT: 8 at CSU (2009)
FG %: .800 (4-5) vs. WOU (2009), vs. SDSU (2009)
3FG MADE: 2 vs. Rice (2008), vs. Boise State (2008), vs. WOU (2009), vs. SDSU (2009)
3FG ATT: 3 vs. LBSU (2008), vs. UNF (2008), at Weber State (2008)
3FG %: 1.000 (2/2) 4 times, last vs. SDSU (2009)
FT MADE: 4 at Weber State (2008)
FT ATT: 4 at Weber State (2008), vs. WOU (2009)
FT %: 1.000 (4/4) at Weber State (2008)
REB: 5 vs. TCU (2009)
ASSISTS: 5 vs. SDSU (2009)
BLOCKS: -
STEALS: 2 vs. Rice (2008)
MINUTES: 28 vs. SDSU (2009)

SEASON-HIGH POINTS:

First Half: 9 at Colorado State
Second Half: 5 vs. Western Oregon
Game: 12 vs. Western Oregon
Percentage Minimums -
4 FG, 2 3FG, 3 FT Made



JACKSON EMERY
 6-3 • 185 • sophomore • guard
 Alpine, Utah

LAST OUTING: Scored nine points and added five rebounds, two assists and one steal against San Diego State ... hit 2-of-5 from downtown against the Aztecs.

TRACKING EMERY IN 2008-09: Scored nine points and added five rebounds, two assists and one steal against San Diego State ... hit 2-of-5 from downtown against the Aztecs ... contributed 11 points, four rebounds, four assists and one steal against UNLV ... hit all four free throw attempts against the Rebels ... at New Mexico tied a career high with six rebounds ... added two assists and one steal against the Lobos ... scored 11 points on 4-of-6 shooting and added five rebounds, four assists, one block and one steal against TCU ... hit a three against the Horned Frogs and has now made a three in 13 of the last 14 games ... hit 3-of-5 from the field and 2-of-4 from downtown for eight points at Colorado State ... added three rebounds, three assists, one block and two steals against the Rams ... posted five rebounds and three assists against Western Oregon ... hit 1-of-2 from the line against the Wolves ... had his fourth double figure game of the season with 13 points against Wake Forest ... hit a three for the 11th-straight game ... added five rebounds, three assists and two steals against the Demon Deacons ... scored five points and tied a career high with six rebounds at Tulsa ... hit a three for the 10th-straight game ... totaled five points, three rebounds, three assists and two steals against Arizona State ... scored 10 points on 3-of-5 shooting and had five rebounds, four assists and one block against Portland ... hit 2-of-3 from downtown and 2-of-2 from the free throw line against the Pilots ... has hit at least one three in the last eight games ... scored 14 points on 5-of-7 shooting from the field, 2-of-4 shooting from downtown and 2-of-2 shooting from the free throw line against Boise State ... added two rebounds, two assists and two steals against the Broncos ... against Utah State at Energy Solutions Arena scored nine points, tied his career highs with six rebounds and

one block and set a new career high with five steals ... also set career highs in minutes played, free throws made (4) and free throws attempted (8) ... hit 2-of-3 from downtown at Weber State for six points ... added two rebounds, two assists and two steals against the Wildcats ... against Idaho State scored a career-high 15 points on 6-of-9 shooting from the field and 2-of-4 shooting from three-point range ... added four rebounds, two assists and a career-high three steals ... had nine points, three rebounds, three assists, one steal and one block against Cal Poly ... hit 3-of-3 from the field ... scored eight points on 3-of-4 shooting, including 2-of-3 on threes, against Rice ... added five rebounds and three assists ... scored eight points and handed out five assists in 23 minutes against North Florida ... scored nine points and dished out a career-best nine assists at Pepperdine ... added two steals and two rebounds while hitting 3-of-5 from the field and from the free throw line ... scored three points to go with five rebounds and three assists against Long Beach State ... completed a three-point play with 12:12 remaining in the second half to give BYU a 43-42 lead.

PLAYER SUMMARY: Known for his competitiveness and clutch play, Jackson Emery is a quick player and solid defender with outstanding leaping ability. A good shooter from long range, he also has the athleticism and creativity to convert inside when going to the basket. He has the ability to contribute in his first season after being named the top player in Class 4A from the state of Utah in 2005.

EMERY VS. UTAH

TEAM	GP	GS	MIN	AVG	FG	FGA	PCT	3FG	FGA	PCT	FT	FTA	PCT	OFF	DEF	TOT	AVG	PF	FO	A	TO	BLK	STL	PTS	AVG	WL
Utah	3	1	20	2.9	1	4	.250	0	2	.000	0	0	.000	1	2	3	1.0	5	1	1	1	0	1	2	0.7	1-2

Jackson Emery – 2008-09 Game-by-Game

Opponent	Date	GS	Min	TOTAL				3PTS		REBOUNDS				PF	FO	A	TO	Blk	Stl	Pts	Avg				
				FG	FGA	Pct	3FG	FGA	Pct	FT	FTA	Pct	Off									Def	Tot	Avg	
LONG BEACH STATE	11/14/08	*	33	1	5	200	0	3	.000	1	1	1.000	0	5	5	5.0	1	0	3	2	0	0	3	3.0	
at Pepperdine	11/18/08	*	27	3	5	600	0	2	.000	3	5	600	0	2	2	3.5	2	0	9	4	0	2	9	6.0	
NORTH FLORIDA	11/20/08	*	23	3	4	750	2	3	667	0	0	000	0	1	1	2.7	0	0	5	1	0	0	8	6.7	
RICE	11/21/08	*	25	3	4	750	2	3	667	0	0	000	0	5	3	2	0	3	0	0	0	0	8	7.0	
CAL POLY	11/22/08	*	33	3	3	1.000	1	1	1.000	2	2	1.000	0	3	3	3.2	3	0	3	1	1	1	9	7.4	
at Idaho State	11/29/08	*	31	6	9	667	2	4	500	1	1	1.000	0	4	4	3.3	5	1	2	2	0	3	15	8.7	
at Weber State	12/03/08	*	19	2	3	667	2	3	667	0	0	000	0	2	2	3.1	3	0	2	0	0	2	6	8.3	
vs Utah State	12/06/08	*	37	2	5	400	1	2	500	4	8	500	1	5	6	3.5	1	0	3	0	1	5	9	8.4	
BOISE STATE	12/10/08	*	21	5	7	714	2	4	500	2	2	1.000	0	2	2	3.3	2	0	2	1	0	2	14	9.0	
PORTLAND PILOTS	12/13/08	*	32	3	5	600	2	3	667	2	2	1.000	0	5	5	3.5	4	0	4	3	1	0	10	9.1	
vs Arizona State	12/20/08	*	31	2	8	250	1	6	167	0	0	000	0	3	3	3.5	5	1	3	0	0	2	5	8.7	
at Tulsa	12/30/08	*	19	2	5	400	1	3	333	0	0	000	0	6	6	3.7	0	0	1	0	1	0	5	8.4	
WAKE FOREST	1/3/09	*	26	4	10	400	2	7	286	3	4	750	4	1	5	3.8	4	0	3	2	0	2	13	8.8	
WESTERN OREGON	1/6/09	*	25	0	2	000	0	0	000	1	2	500	1	4	5	3.9	2	0	3	2	0	0	1	8.2	
at Colorado State	1/10/09	*	20	3	5	600	2	4	500	0	0	000	0	3	3	3.8	2	0	3	1	1	2	8	8.2	
TCU	1/13/09	*	28	4	6	667	1	3	333	2	4	500	0	5	5	3.9	2	0	4	1	1	1	11	8.4	
at New Mexico	01/17/09	*	30	0	5	000	0	5	000	1	2	500	0	6	6	4.0	2	0	2	1	0	1	1	7.9	
UNLV	1/21/09	*	33	3	7	429	1	4	250	4	4	1.000	1	3	4	4.0	3	0	4	1	0	1	11	8.1	
SAN DIEGO STATE	1/24/09	*	27	3	9	333	2	5	400	1	1	1.000	0	5	5	4.1	1	0	2	1	0	1	9	8.2	
Totals			19	520	52	107	486	24	65	369	27	38	711	7	70	77	4.1	44	2	61	23	6	25	155	8.2

Games played: 19
 Minutes/game: 27.4
 Points/game: 8.2
 FG Pct: 48.6
 3FG Pct: 36.9
 FT Pct: 71.1

 Rebounds/game: 4.1
 Assists/game: 3.2
 Turnovers/game: 1.2
 Assist/turnover ratio: 2.7
 Steals/game: 1.3
 Blocks/game: 0.3

CAREER HIGHS:

POINTS: 15 at ISU (2008)
 FG MADE: 6 at ISU (2008)
 FG ATT: 9 at ISU (2008)
 FG %: .750 (3-4) vs. UNF (2008), vs. Rice
 3FG MADE: 3 at Wyoming (2006)
 3FG ATT: 7 vs. Wake Forest (2009)
 3FG %: 1.000 (2-2) vs. NKU (2006)
 FT MADE: 4 vs. Utah State (2008)
 FT ATT: 8 vs. Utah State (2008)
 FT %: 1.000 (4-4) vs. UNLV (2009)
 REB: 6 vs. NKU (2006), vs. Utah State (2008), at UNM (2009)
 ASSISTS: 9 at Pepperdine
 BLOCKS: 1 (13 times) last vs. TCU (2009)
 STEALS: 5 vs. Utah State (2008)
 MINUTES: 37 vs. Utah State (2008)

SEASON-HIGH POINTS:

First Half: 8 vs. Rice, vs. Portland
 Second Half: 10 vs. Boise State
 Game: 15 at ISU

Percentage Minimums –
 4 FG, 2 3FG, 3 FT Made

EMERY YEAR-BY-YEAR BYU STATS

YEAR	GP	GS	MIN	AVG	FG	FGA	PCT	3FG	FGA	PCT	FT	FTA	PCT	OFF	DEF	TOT	AVG	PF	FO	A	AVG	TO	BLK	STL	PTS	AVG
2005-06	29	6	279	9.6	28	70	.400	13	43	.302	10	13	.769	14	27	41	1.5	38	1	19	0.7	19	7	10	79	2.8
Total	29	6	279	9.6	28	70	.400	13	43	.302	10	13	.769	14	27	41	1.5	38	1	19	0.7	19	7	10	79	2.8





ARCHIE ROSE
 6-5 • 210 • senior • guard
 Nassau, Bahamas

LAST OUTING: Had one rebound at New Mexico.

TRACKING ROSE IN 2008-09: Had one rebound at New Mexico ... played a career-high 18 minutes against TCU and had eight points and four rebounds ... tied his career highs of six free throw makes and six free throw attempts ... posted four points, three rebounds and one steal at Colorado State ... hit 2-of-3 from the field against the Rams ... scored a career-high 11 points on 2-of-4 shooting from the field and a career-best 6-of-6 shooting from the free throw line ... added three rebounds and a three-pointer ... against Arizona State set a new career high with six points while grabbing five rebounds ... hit a three-pointer (his first of the season) and 3-of-4 from the free throw line ... against Portland set career highs in points (5), free throws made (5), free throws attempted (6) and free throw percentage (.833) ... also had two rebounds against the Pilots ... saw a career-high 15 minutes of action against Boise State ... had two points, five rebounds, one assists and one steal ... saw his first action of the season at Weber State ... grabbed a career-high six rebounds in nine minutes against the Wildcats.

PLAYER SUMMARY: A 6-foot-5 senior guard/forward, Archie Rose came to BYU with three years of experience at the junior college level with stints at Northeastern Colorado Junior College (Sterling, Colo.) and Lee College (Baytown, Texas). A terrific outside shooter, Rose is a talented scorer who adds depth on the wing for the Cougars. He played in 20 games for BYU as a junior.

PERSONAL: Mom is Debra Rose ... his uncle, Lynden Rose, played basketball with BYU head coach Dave Rose at Houston ... enjoys sleeping, video games and diving ... favorite food is sushi ... favorite book is Street Lawyer ... favorite movie is Finding Forester ... also recruited by Texas A&M, Oklahoma State, LSU, Virginia Tech, Oklahoma, Texas Tech, Miami, Georgia Southern, Houston and Nebraska ... sociology major.

Archie Rose – 2008-09 Game-by-Game

Opponent	Date	GS	Min	TOTAL			3-PTS			REBOUNDS			PF	FO	A	TO	Blk	Stl	Pts	Avg			
				FG	FGA	Pct	3FG	3FGA	Pct	FT	FTA	Pct									Off	Def	Tot
LONG BEACH STATE	Did Not Play																						
at Pepperdine	Did Not Play																						
NORTH FLORIDA	Did Not Play																						
RICE	Did Not Play																						
CAL POLY	Did Not Play																						
at Idaho State	Did Not Play																						
at Weber State	12/03/08		9	0	1	.000	0	0	.000	0	1	.000	1	5	6	6.0	1	0	0	0	0	0.0	
vs Utah State	12/06/08		1	0	0	.000	0	0	.000	0	0	.000	0	0	0	3.0	0	0	0	0	0	0.0	
BOISE STATE	12/10/08		15	1	2	.500	0	0	.000	1	2	.500	2	3	5	3.7	2	0	1	0	1	3.0	
PORTLAND PILOTS	12/13/08		9	0	1	.000	0	0	.000	5	6	.833	2	0	2	3.3	2	0	0	0	1	5.0	
vs Arizona State	12/20/08		6	1	2	.500	1	1	1.000	3	4	.750	2	3	5	3.6	2	0	1	0	0	6.0	
at Tulsa	12/30/08		4	0	0	.000	0	0	.000	0	0	.000	0	1	1	3.2	0	0	1	0	0	2.3	
WAKE FOREST	1/3/09		3	0	0	.000	0	0	.000	0	0	.000	0	0	0	2.7	0	0	0	0	0	2.0	
WESTERN OREGON	1/6/09		17	2	4	.500	1	1	1.000	6	6	1.000	2	1	3	2.8	1	0	0	0	0	11.0	
at Colorado State	1/10/09		11	2	3	.667	0	0	.000	0	0	.000	0	3	3	2.8	1	0	1	0	0	4.0	
TCU	1/13/09		18	1	3	.333	0	1	.000	6	6	1.000	2	2	4	2.9	3	0	1	1	0	8.0	
at New Mexico	01/17/09		7	0	3	.000	0	0	.000	0	0	.000	0	1	1	2.7	1	0	0	0	0	3.4	
UNLV	Did Not Play																						
SAN DIEGO STATE	Did Not Play																						
Totals		0	100	7	19	.368	2	3	.667	21	25	.840	11	19	30	2.7	13	0	3	4	0	2	3.4

Games played: 11
 Minutes/game: 9.1
 Points/game: 3.4
 FG Pct: 36.8
 3FG Pct: 66.7
 FT Pct: 84.0

 Rebounds/game: 2.7
 Assists/game: 0.3
 Turnovers/game: 0.4
 Assist/turnover ratio: 0.8
 Steals/game: 0.2

CAREER HIGHS:

POINTS: 11 vs. WOU (2009)
 FG MADE: 2 vs. WOU (2009)
 FG ATT: 4 vs. LMU (2008), vs. Western Oregon (2009)
 FG %: .500 (2-4) vs. WOU (2009)
 3FG MADE: 1 vs. SUU (2008), vs. Arizona State (2008), vs. Western Oregon (2009)
 3FG ATT: 2 vs. LMU (2008)
 3FG %: -
 FT MADE: 6 vs. WOU (2009), vs. TCU (2009)
 FT ATT: 6 vs. Portland (2008), vs. WOU (2009), vs. TCU (2009)
 FT %: 1.000 (6-6) vs. WOU (2009), vs. TCU (2009)
 REB: 6 at Weber State (2008)
 ASSISTS: 2 at LBSU (2008)
 BLOCKS: 1 vs. UNM (2008)
 STEALS: 1 at LBSU, Portland (2008), vs. Boise State (2008)
 MINUTES: 18 vs. TCU (2009)


SEASON-HIGH POINTS:

First Half: 6 vs. Western Oregon (2009)
 Second Half: 5 vs. Portland, vs. Western Oregon (2009)
 Game: 11 vs. Western Oregon (2009)
Percentage Minimums -
 4 FG, 2 3FG, 3 FT Made

ROSE YEAR-BY-YEAR BYU STATS

YEAR	GP	GS	MIN	AVG	FG	FGA	PCT	3FG	3FGA	PCT	FT	FTA	PCT	OFF	DEF	TOT	AVG	PF	FO	A	AVG	TO	BLK	STL	PTS	AVG
2007-08	20	0	73	3.7	7	17	.412	1	8	.125	2	9	.222	3	12	15	0.8	15	0	7	0.4	12	1	3	17	0.9
Total	20	0	73	3.7	7	17	.412	1	8	.125	2	9	.222	3	12	15	0.8	15	0	7	0.4	12	1	3	17	0.9





JAMES ANDERSON
 6-10 • 230 • freshman • forward/center
 Page, Ariz.

LAST OUTING: Posted four points on 2-of-3 shooting against San Diego State ... added one rebound, two blocks and his first dunk as a Cougar against the Aztecs.

TRACKING ANDERSON IN 2008-09: Posted four points on 2-of-3 shooting against San Diego State ... added one rebound, two blocks and his first dunk as a Cougar against the Aztecs ... played five minutes at Colorado State and had one steal ... against Boise State set career highs in minutes played (27), points (10), rebounds (7), assists (2), blocks (5), steals (2), field goals made (4) and field goals attempted (7) ... also set career highs in free throws made (2) and attempted (5) ... at Weber State hit a career-best 3-of-4 from the field for a career-high six points ... played a career-high 10 minutes ... had one rebound at Idaho State ... grabbed one rebound against Cal Poly ... scored a career-best four points on 2-of-3 shooting against Rice while grabbing two rebounds ... registered career highs of two points, five rebounds and three blocks against North Florida ... saw eight minutes of playing time at Pepperdine, the first action of his career ... grabbed one offensive rebound.

PLAYER SUMMARY: A 6-foot-10 forward/center from Page, Ariz., Anderson is known for his athleticism, hard work and ability to run the floor. The McDonald's High School All-America nominee redshirted last season after returning from a two-year mission for The Church of Jesus Christ of Latter-day Saints to Guatemala City.

PERSONAL: Parents are Aaron and Julie Anderson ... has three sisters ... served a two-year mission for The Church of Jesus Christ of Latter-day Saints in the Guatemala City North Mission from May 2005 to May 2007 ... favorite food is lasagna ... enjoys March Madness, boating and playing the guitar ... sports hero is Michael Jordan ... also recruited by Oregon State and Wyoming ... open major.

James Anderson – 2008-09 Game-by-Game

Opponent	Date	GS	Min	TOTAL			3PTS			REBOUNDS			PF	FO	A	TO	Blk	Stl	Pts	Avg					
				FG	FGA	Pct	3FG	3FGA	Pct	FT	FTA	Pct									Off	Def	Tot	Avg	
LONG BEACH STATE	11/18/08		Did Not Play																						
at Pepperdine	11/18/08		8	0	0	.000	0	0	.000	0	0	.000	1	0	1	1.0	0	0	0	0	0.0				
NORTH FLORIDA	11/20/08		8	1	2	.500	0	0	.000	0	0	.000	2	3	5	3.0	3	0	0	3	2	1.0			
RICE	11/21/08		8	2	3	.667	0	0	.000	0	0	.000	1	1	2	2.7	2	0	0	0	0	4	2.0		
CAL POLY	11/22/08		7	0	1	.000	0	0	.000	0	0	.000	0	1	1	2.3	2	0	0	0	0	1.5			
at Idaho State	11-29-08		7	0	1	.000	0	0	.000	0	0	.000	0	1	1	2.0	2	0	0	0	0	1.2			
at Weber State	12-03-08		10	3	4	.750	0	0	.000	0	0	.000	1	0	1	1.8	3	0	0	0	0	6	2.0		
vs Utah State	12/06/08		2	0	0	.000	0	0	.000	0	0	.000	0	0	0	1.6	2	0	0	0	0	1.7			
BOISE STATE	12/10/08		27	4	7	.571	0	0	.000	2	5	.400	2	5	7	2.3	3	0	2	0	5	2	10	2.8	
PORTLAND PILOTS	12/13/08		6	0	1	.000	0	0	.000	0	0	.000	0	0	0	2.0	1	0	1	0	0	0	2.4		
vs Arizona State			Did Not Play																						
at Tulsa			Did Not Play																						
WAKE FOREST	1/3/09		0	0	0	.000	0	0	.000	0	0	.000	0	0	0	1.8	0	0	0	0	0	0	2.2		
WESTERN OREGON	1/6/09		1	0	0	.000	0	0	.000	0	0	.000	0	0	0	1.6	0	0	0	0	0	0	2.0		
at Colorado State	1/10/09		5	0	1	.000	0	0	.000	0	0	.000	0	0	0	1.5	1	0	0	0	0	1	1.8		
TCU			Did Not Play																						
at New Mexico	01/17/09		4	0	0	.000	0	0	.000	0	0	.000	0	0	0	1.4	1	0	0	0	0	0	1.7		
UNLV			Did Not Play																						
SAN DIEGO STATE	1/24/09		7	2	3	.667	0	0	.000	0	0	.000	1	0	1	1.4	3	0	0	1	2	0	4	1.9	
Totals			0	100	12	23	.522	0	0	.000	2	5	.400	8	11	19	1.4	23	0	3	2	10	3	26	1.9

Games played: 14
 Minutes/game: 7.1
 Points/game: 1.9
 FG Pct: 52.2
 FT Pct: 40.0

Rebounds/game: 1.4
 Assists/game: 0.2
 Turnovers/game: 0.1
 Assist/turnover ratio: 1.5
 Steals/game: 0.2
 Blocks/game: 0.7

CAREER HIGHS:
 POINTS: 10 vs Boise State (2008)
 FG MADE: 4 vs Boise State (2008)
 FG ATT: 7 vs Boise State (2008)
 FG %: .750 (3-4) at Weber State (2008)
 3FG MADE: -
 3FG ATT: -
 3FG %: -
 FT MADE: 2 vs Boise State (2008)
 FT ATT: 5 vs Boise State (2008)
 FT %: .400 (2-5) vs Boise State (2008)
 REB: 7 vs Boise State (2008)
 ASSISTS: 2 vs Boise State (2008)
 BLOCKS: 5 vs Boise State (2008)
 STEALS: 2 vs Boise State (2008)
 MINUTES: 27 vs. Boise State (2008)

SEASON-HIGH POINTS:
 First Half: 4 vs. San Diego State
 Second Half: 8 vs. Boise State
 Game: 10 vs. Boise State

Percentage Minimums -
 4 FG, 2 3FG, 3 FT Made



MATTHEW PINEGAR
 6-0 • 190 • freshman • guard
 Provo, Utah

LAST OUTING: Played three minutes at Colorado State.

TRACKING PINEGAR IN 2008-09: Recorded one steal against Western Oregon, tying his career high ... registered a steal against Rice ... scored his first career points to go with two rebounds and one assist against North Florida ... saw three minutes of playing time at Pepperdine, the first action of his career.

PLAYER SUMMARY: An athletic combo guard, Matthew Pinegar is a good shooter known for his competitive drive and scoring ability. The two-time first-team all-state honoree redshirted last season after returning from a mission for The Church of Jesus Christ of Latter-day Saints.

BEFORE BYU: McDonald's High School All-America nominee ... helped his team win the region championship as a senior before falling in the state quarterfinals ... averaged 16 points, three assists and two steals per game ... named 4A first-team all-state as a junior and senior ... also earned Utah Valley MVP and Valley Player of the Year as a junior ... helped his team win the state 4A title posting 13.8 points, 4.0 assists and 2.3 steals per game as a junior ... was the only freshman on the varsity team in 2000-01 ... coached by Perry Wildeboer ... also active in a capella club ... played for the Utah Heat AAU club under head coach Chris Jones.

PERSONAL: Parents are Steven and Lisa Pinegar ... grandfather Ed Pinegar played at BYU in the 1950's and father Steven played at Utah State in the late 1970's ... has six sisters and two brothers ... served a mission for The Church of Jesus Christ of Latter-day Saints to the Canada Toronto East Mission from 2005-07 ... enjoys wakeboarding, driving, playing the piano and movies ... also recruited by Utah State ... social work major.

Matthew Pinegar – 2008-09 Game-by-Game

Opponent	Date	GS	Min	TOTAL			3PTS			REBOUNDS			PF	FO	A	TO	Blk	Stl	Pts	Avg					
				FG	FGA	Pct	3FG	3FGA	Pct	FT	FTA	Pct									Off	Def	Tot	Avg	
LONG BEACH STATE	Did Not Play																								
at Pepperdine	11/18/08		3	0	1	.000	0	1	.000	0	0	.000	0	0	0.0	1	0	0	2	0	0	0.0			
NORTH FLORIDA	11/20/08		14	1	2	.500	0	1	.000	0	0	.000	0	2	1.0	0	0	1	0	0	2	1.0			
RICE	11/21/08		9	0	1	.000	0	1	.000	0	0	.000	0	0	0.7	0	0	0	1	0	1	0.7			
CAL POLY	Did Not Play																								
at Idaho State	11-29-08		1	0	1	.000	0	1	.000	0	0	.000	0	0	0.5	0	0	0	0	0	0	0.5			
at Weber State	12-03-08		3	0	0	.000	0	0	.000	0	0	.000	0	0	0.4	0	0	0	0	0	0	0.4			
vs Utah State	Did Not Play																								
BOISE STATE	12/10/08		5	0	1	.000	0	1	.000	0	0	.000	0	0	0.3	0	0	0	0	0	0	0.3			
PORTLAND PILOTS	12/13/08		2	0	0	.000	0	0	.000	0	0	.000	0	0	0.3	0	0	0	1	0	0	0.3			
vs Arizona State	Did Not Play																								
at Tulsa	Did Not Play																								
WAKE FOREST	Did Not Play																								
WESTERN OREGON	1/6/09		1	0	0	.000	0	0	.000	0	0	.000	0	0	0.3	0	0	0	0	0	1	0.3			
at Colorado State	1/10/09		3	0	0	.000	0	0	.000	0	0	.000	0	0	0.2	0	0	0	2	0	0	0.2			
TCU	Did Not Play																								
at New Mexico	Did Not Play																								
UNLV	Did Not Play																								
SAN DIEGO STATE	Did Not Play																								
Totals			0	41	1	6	.167	0	5	.000	0	0	.000	0	2	2	0.2	1	0	1	6	0	2	2	0.2

Games played: 9
 Minutes/game: 4.6
 Points/game: 0.2
 FG Pct: 16.7
 3FG Pct: 0.0

Rebounds/game: 0.2
 Assists/game: 0.1
 Turnovers/game: 0.7
 Assist/turnover ratio: 0.2
 Steals/game: 0.2


CAREER HIGHS:

POINTS: 2 vs. UNF (2008)
 FG MADE: 1 vs. UNF (2008)
 FG ATT: 2 vs. UNF (2008)
 FG %: -
 3FG MADE: -
 3FG ATT: 1 vs. UNF (2008)
 3FG %: -
 FT MADE: -
 FT ATT: -
 FT %: -
 REB: 2 vs. UNF (2008)
 ASSISTS: 1 vs. UNF (2008)
 BLOCKS: -
 STEALS: 1 vs. Rice (2008), vs. Western Oregon (2009)
 MINUTES: 14 vs. UNF (2008)

SEASON-HIGH POINTS:

First Half: N/A
 Second Half: 2 vs. UNF
 Game: 2 vs. UNF

Percentage Minimums -
 4 FG, 2 3FG, 3 FT Made



LEE CUMNARD
6-7 • 185 • senior • guard
Mesa, Ariz.

LAST OUTING: Against San Diego State posted a double-double with 16 points and 10 rebounds ... added six assists and one block while shooting 6-of-11 from the field and 3-of-4 from downtown.

TRACKING CUMNARD IN 2008-09: Named to Wooden Award and Naismith Award preseason watch lists ... against San Diego State posted a double-double with 16 points and 10 rebounds ... added six assists and one block while shooting 6-of-11 from the field and 3-of-4 from downtown ... scored 10 points and added four assists, two blocks and two rebounds against UNLV ... had seven points, six rebounds, three assists, one block and two steals at New Mexico ... hit 4-of-4 from the free throw line against the Lobos ... scored 22 points — his sixth 20-plus point game — on 10-of-15 shooting from the field against TCU ... added seven rebounds and three assists with no turnovers against the Horned Frogs ... shot 8-of-10 from the field and 2-for-2 from downtown for 18 points at Colorado State ... added eight rebounds, two assists and one block against the Rams ... against Western Oregon posted 12 points, five rebounds, three assists, one block and two steals ... hit 2-of-2 from the free throw line and 5-of-11 from the field against the Wolves ... totaled 17 points, eight rebounds, three assists and one steal against Wake Forest ... hit 5-of-7 from the line against the Demon Deacons ... at Tulsa scored 26 points in 31 minutes on 9-of-13 shooting from the field and 8-of-10 shooting from the free throw line ... scored a season-best 17 points in the second half, including BYU's final seven points against the Golden Hurricane ... added two rebounds, two assists and one block ... scored 13 points to go with six rebounds and six assists (tying a season high) against Arizona State ... completed a four-point play in the second half against the Sun Devils ... added one block and one steal ... recorded 12 points, eight rebounds and five assists against Portland ... hit 4-of-8 from the field and 4-of-5 from the line against the Pilots ... scored 20 points and had seven rebounds, four assists and one block against Boise State ... hit both attempts from downtown and was 6-of-6 from the free throw line ... against Utah

State at Energy Solutions Arnea dished out a season-high six assists and scored six points ... shot a career-best 12-of-13 (.923) from the field while hitting 3-of-4 from downtown and 3-of-4 from the free throw line for 30 points against Weber State ... also had three assists and four rebounds ... scored 17 points and had four rebounds, three assists, one block and a season-high three steals at Idaho State ... shot 13-of-17 from the field while scoring 28 points against Cal Poly ... scored a season-high 15 second half points ... added nine rebounds and two assists ... hit 5-of-7 from the field and 2-of-3 from downtown for 13 points ... added three assists and one block ... grabbed a season-high 12 rebounds — including four offensive boards — while scoring seven points against North Florida ... at Pepperdine had 13 points on 5-of-9 shooting while contributing five rebounds, one assist and two blocks ... dropped a career-high 36 points on Long Beach State in the season opener ... added 11 rebounds, four blocks, four assists and two steals while hitting 13-of-16 from the field, 3-of-4 on threes and 7-of-7 from the free throw line.

PERSONAL: Parents are David and Cheryl Cumnard ... has five brothers ... he and his wife Sarah have one son ... sports hero is Michael Jordan ... served a mission for The Church of Jesus Christ of Latter-day Saints in Nashville, Tenn., in 2004 ... recruited by Arizona State, UCLA, Oregon, Oregon State, Stanford, Iowa State, Utah State, Utah, New Mexico, Miami, Gonzaga, Oklahoma State, San Diego State and Texas Tech ... management major.

CUMNARD VS. UTAH

TEAM	GP	GS	MIN	AVG	FG	FGA	PCT	3FG	FGA	PCT	FT	FTA	PCT	OFF	DEF	TOT	AVG	PF	FO	A	TO	BLK	STL	PTS	AVG	W-L
San Diego State	7	6	189	27.0	26	55	.473	9	18	.500	17	21	.810	11	29	40	5.7	18	1	15	16	6	6	78	11.1	4-3

Lee Cumnard – 2008-09 Game-by-Game

Opponent	Date	GS	Min	TOTAL				3PTS		REBOUNDS										PF	FO	A	TO	Blk	Stl	Pts	Avg
				FG	FGA	Pct	3FG	FGA	Pct	FT	FTA	Pct	Off	Def	Tot	Avg											
LONG BEACH STATE	11/14/08	*	36	13	16	.813	3	4	.750	7	7	1.000	4	7	11	11.0	2	0	4	1	4	2	36	36.0			
at Pepperdine	11/18/08	*	29	5	9	.556	0	4	.000	3	3	1.000	3	2	5	8.0	3	0	1	2	0	2	13	24.5			
NORTH FLORIDA	11/20/08	*	26	3	11	.273	1	3	.333	0	0	.000	4	8	12	9.3	1	0	1	2	0	1	7	18.7			
RICE	11/21/08	*	21	5	7	.714	2	3	.667	1	1	1.000	0	1	1	7.3	4	0	3	0	1	0	13	17.3			
CAL POLY	11/22/08	*	37	13	17	.765	1	2	.500	1	2	.500	2	7	9	7.6	1	0	2	7	0	0	28	19.4			
at Idaho State	11/29/08	*	35	6	11	.545	1	3	.333	4	6	.667	2	2	4	7.0	4	0	3	1	1	3	17	19.0			
at Weber State	12/03/08	*	31	12	13	.923	3	4	.750	3	4	.750	0	4	4	6.6	2	0	3	1	0	0	30	20.6			
vs Utah State	12/06/08	*	27	2	9	.222	1	2	.500	1	1	1.000	0	1	1	5.9	5	1	6	4	0	1	6	18.8			
BOISE STATE	12/10/08	*	25	6	15	.400	2	2	1.000	6	6	1.000	3	4	7	6.0	1	0	4	1	1	0	20	18.9			
PORTLAND PILOTS	12/13/08	*	30	4	8	.500	0	2	.000	4	5	.800	2	6	8	6.2	3	0	5	0	0	0	12	18.2			
vs Arizona State	12/20/08	*	33	4	8	.500	2	4	.500	3	5	.600	2	4	6	6.2	3	0	6	2	1	1	13	17.7			
at Tulsa	12/30/08	*	31	9	13	.692	0	2	.000	8	10	.800	0	2	2	5.8	3	0	2	0	1	0	26	18.4			
WAKE FOREST	1/3/09	*	29	6	20	.300	0	4	.000	5	7	.714	2	6	8	6.0	3	0	3	0	0	1	17	18.3			
WESTERN OREGON	1/6/09	*	27	5	11	.455	0	2	.000	2	2	1.000	0	5	5	5.9	1	0	3	1	1	2	12	17.9			
at Colorado State	1/10/09	*	23	8	10	.800	2	2	1.000	0	0	.000	3	5	8	6.1	2	0	2	2	1	0	18	17.9			
TCU	1/13/09	*	36	10	15	.667	0	2	.000	2	2	1.000	1	6	7	6.1	1	0	3	0	0	1	22	18.1			
at New Mexico	01/17/09	*	34	1	7	.143	1	2	.500	4	4	1.000	1	5	6	6.1	3	0	3	2	1	2	7	17.5			
UNLV	1/21/09	*	37	5	12	.417	0	1	.000	0	1	.000	2	0	2	5.9	4	0	4	2	2	0	10	17.1			
SAN DIEGO STATE	1/24/09	*	38	6	11	.545	3	4	.750	1	2	.500	1	9	10	6.1	2	0	6	4	1	0	16	17.0			
Totals			19	585	123	223	.552	22	52	.423	55	68	.809	32	84	116	6.1	48	1	64	32	15	16	323	17.0		

Games played: 19
Minutes/game: 30.8
Points/game: 17.0
FG Pct: 55.2
3FG Pct: 42.3
FT Pct: 80.9

Rebounds/game: 1.1
Assists/game: 3.4
Turnovers/game: 1.7
Assist/turnover ratio: 2.0
Steals/game: 0.8
Blocks/game: 0.8

CAREER HIGHS:

POINTS: 36 vs. LBSU (2008)
FG MADE: 13 vs. LBSU (2008)
FG ATT: 20 vs. Wake Forest (2009)
FG %: .923 (12-13) at Weber State (2008)
3FG MADE: 5 vs. Lamar (2008)
3FG ATT: 7 vs. Lamar (2008)
3FG %: 1.000 (2-2) 6 times, last vs. Boise St. (2008)
FT MADE: 10 vs. Colorado St. (2007)
FT ATT: 10 vs. Colorado St. (2007), at Tulsa (2008)
FT %: 1.000 (10-10) vs. CSU (2007)
REB: 13 at UNLV (MWC Final) (2007)
ASSISTS: 8 vs. SUU, Lamar (2008)
BLOCKS: 4 vs. Pepperdine (2008), vs. LBSU (2008)
STEALS: 5 vs. SUU (2008)
UNLV (2007)
MINUTES: 38 at CSU, AFA (2008), vs. SDSU (2009)

SEASON-HIGH POINTS:


First Half: 22 vs. LBSU
Second Half: 17 at Tulsa
Game: 36 vs. LBSU

Percentage Minimums -
4 FG, 2 3FG, 3 FT Made

CUMNARD YEAR-BY-YEAR STATS

YEAR	GP	GS	MIN	AVG	FG	FGA	PCT	3FG	FGA	PCT	FT	FTA	PCT	OFF	DEF	TOT	AVG	PF	FO	A	TO	BLK	STL	PTS	AVG	
2005-06	29	14	430	14.8	50	110	.455	17	43	.395	26	34	.765	23	45	68	2.3	58	0	45	1.6	31	12	16	143	4.9
2006-07	34	34	990	29.1	114	206	.553	40	92	.435	50	63	.794	63	128	191	5.6	103	3	93	2.7	49	29	50	318	9.4
2007-08	35	35	1101	31.5	198	348	.569	60	127	.472	96	112	.857	69	153	222	6.3	93	6	123	3.5	79	35	33	552	15.8
Total	98	83	2521	25.7	362	664	.545	117	262	.447	172	209	.823	155	326	481	4.9	254	9	261	2.7	159	76	99	1013	10.3





JIMMER FREDETTE
 6-2 • 190 • sophomore • guard
 Glens Falls, N.Y.

LAST OUTING: Scored eight points and added a career-high six rebounds, four assists and one steal against San Diego State.

TRACKING FREDETTE IN 2008-09: Scored eight points and added a career-high six rebounds, four assists and one steal against San Diego State ... with 19 points against UNLV extended team-best streak of double-figure scoring to 12 games ... hit 2-of-4 from downtown and 5-of-7 from the free throw line ... added four rebounds and one assist against the Rebels ... at New Mexico finished with 15 points, three rebounds, four assists and one block ... hit 6-of-6 from the free throw line against the Lobos ... posted 11 points, six assists, four rebounds and one steal against TCU ... extended his team-best streak of double figure scoring to 11 games ... recorded 15 points on 6-of-12 shooting, three rebounds, four assists and two steals at Colorado State ... has now scored in double figures in 10-straight games, the longest streak of double figure scoring by a BYU player this season ... posted 13 points, three rebounds and four assists against Western Oregon ... hit 3-of-3 from the free throw line against the WVolves ... tied his career high with 23 points and set a career high of nine assists against Wake Forest ... hit 9-of-17 from the field and 3-of-6 from downtown ... added two rebounds and two steals against the Demon Deacons ... scored 13 points — including 11 in the second half — at Tulsa ... hit 5-of-12 from the field and 3-of-3 from the free throw line while adding two assists and one steal against the Golden Hurricane ... scored 17 points on 6-of-12 shooting against Arizona State ... hit 2-of-5 from downtown ... added four assists and two steals against the Sun Devils ... tied a career high in shooting percentage (85.7 percent) by hitting 6-of-7 from the field for 17 points against Portland ... hit 5-of-6 from the line and had three rebounds, three assists and two steals against the Pilots ... scored a career-high 23 points, including 12 fast break points, against Boise State ... hit 10-of-15 from the field and 2-of-2 from the free throw line ... added two assists and tied a career-high four steals ... tied his

career high with 35 minutes played vs. Utah State ... scored 16 points and hit three first half treys ... also had five rebounds and two assists ... scored 18 points on 7-of-10 shooting at Weber State ... dished out a career-best seven assists ... at Idaho State tied career highs in points (19) and assists (six) ... added four rebounds and one steal ... shot 6-of-12 from the field, 3-of-6 from downtown and 4-of-4 from the free throw line ... totaled nine points, five assists and two rebounds against Cal Poly ... connected on 5-of-8 from the field and 2-of-3 from downtown for 13 points against Rice ... added four rebounds, five assists and three steals ... tied his career-high with six assists and had three steals against North Florida ... set new season highs with 16 points and five assists at Pepperdine while hitting 5-of-10 from the field, 2-of-5 from downtown and 4-of-5 from the line ... scored eight points in the season opener against Long Beach State ... hit 5-of-6 from the line.

PERSONAL: Has one brother and one sister ... enjoys computer games ... favorite actor is Denzel Washington ... favorite food is Angelina's Pizza ... sports hero is John Stockton ... attended BYU summer camps since junior high school ... also recruited by Utah, Syracuse, Wake Forest, Seton Hall, Marshall, Fordham, Siena, George Mason, West Virginia, Virginia Tech, Penn St. and N.C. State ... pre-management major.

FREDETTE VS. UTAH

TEAM	GP	GS	MIN	AVG	FG	FGA	PCT	3FG	FGA	PCT	FT	FTA	PCT	OFF	DEF	TOT	AVG	PF	FO	A	TO	BLK	STL	PTS	AVG	WL
Utah	2	0	32	16.0	5	9	.556	3	6	.500	4	4	1.000	0	3	3	1.5	3	0	0	3	0	0	17	8.5	2-0

Jimmer Fredette – 2008-09 Game-by-Game

Opponent	Date	GS	Min	TOTAL			3PTS			REBOUNDS			Avg	PF	FO	A	TO	Blk	Stl	Pts	Avg				
				FG	FGA	Pct	3FG	FGA	Pct	FT	FTA	Pct										Off	Def	Tot	
LONG BEACH STATE	11/14/08		24	1	7	.143	1	4	250	5	6	.833	0	3	3	3.0	2	0	3	2	0	0	8	8.0	
at Pepperdine	11/18/08	*	32	5	10	.500	2	5	400	4	5	.800	1	0	1	2.0	1	0	5	2	0	1	16	12.0	
NORTH FLORIDA	11/20/08	*	20	2	6	.333	0	2	000	0	0	000	0	1	1	1.7	1	0	6	1	0	3	4	9.3	
at Rice	11/21/08	*	25	5	8	.625	2	3	667	1	2	500	1	3	4	2.3	1	0	5	2	0	3	13	10.3	
CAL POLY	11/22/08	*	33	3	9	.333	1	4	250	2	2	1000	1	1	2	2.2	0	0	5	2	0	0	9	10.0	
at Idaho State	11/29/08	*	32	6	12	.500	3	6	500	4	4	1000	2	2	4	2.5	1	0	6	4	0	1	19	11.5	
at Weber State	12/03/08	*	35	7	10	.700	4	6	667	0	0	000	0	2	2	2.4	1	0	7	2	0	1	18	12.4	
vs Utah State	12/06/08	*	35	6	13	.462	3	6	500	1	3	.333	1	4	5	2.8	0	0	7	2	1	0	16	12.9	
BOISE STATE	12/10/08	*	31	10	15	.667	1	2	500	2	2	1000	0	0	0	2.4	0	0	2	0	0	4	23	14.0	
PORTLAND PILOTS	12/13/08	*	29	6	7	.857	0	1	000	5	6	.833	1	2	3	2.5	0	0	3	4	0	2	17	14.3	
vs Arizona State	12/20/08	*	35	6	12	.500	2	5	400	2	3	.667	0	0	0	2.3	3	0	4	4	0	2	16	14.5	
at Tulsa	12/30/08	*	36	5	12	.417	0	2	000	3	3	1000	0	1	1	2.2	4	0	2	6	0	1	13	14.3	
WAKE FOREST	1/3/09	*	38	9	17	.529	3	6	500	2	3	.667	1	1	2	2.2	1	0	9	5	0	2	23	15.0	
WESTERN OREGON	1/6/09	*	24	5	12	.417	0	2	000	3	3	1000	1	2	3	2.2	0	0	4	1	0	0	13	14.9	
at Colorado State	1/10/09	*	31	6	12	.500	2	6	.333	1	1	1000	0	3	3	2.3	0	0	4	2	0	2	15	14.9	
TCU	1/13/09	*	30	4	11	.364	1	4	250	2	2	1000	1	3	4	2.4	4	0	6	3	0	1	11	14.6	
at New Mexico	01/17/09	*	32	4	11	.364	1	4	250	6	6	1000	0	3	3	2.4	0	0	4	2	1	0	15	14.6	
UNLV	1/21/09	*	37	6	15	.400	2	5	400	5	7	.714	2	2	4	2.5	0	0	1	4	0	0	19	14.9	
SAN DIEGO STATE	1/24/09	*	27	3	6	.500	0	3	.000	2	2	1000	1	5	6	2.7	0	0	4	4	0	1	8	14.5	
Totals			18	586	99	205	.483	28	76	.368	50	60	.833	13	38	51	2.7	19	0	82	51	1	24	276	14.5

Games played: 19
 Minutes/game: 30.8
 Points/game: 14.5
 FG Pct: 48.3
 3FG Pct: 36.8
 FT Pct: 83.3
 Rebounds/game: 2.7
 Assists/game: 4.3
 Turnovers/game: 2.7
 Assist/turnover ratio: 1.6
 Steals/game: 1.3
 Blocks/game: 0.1

CAREER HIGHS:

POINTS: 23 vs. Boise State (2008), vs. Wake Forest (2009)
 FG MADE: 10 vs. Boise State (2008)
 FG ATT: 17 vs. Wake Forest (2009)
 FG%: .857 (6-7) vs. Hartford (2008), vs. Portland (2008)
 3FG MADE: 4 vs. Hartford (2008), 4 at Weber State (2008)
 3FG ATT: 9 at Wake Forest (2008)
 3FG%: .800 (4-5) at Hartford (2008)
 FT MADE: 6 at UNLV/MWC (2008), at UNM (2009)
 FT ATT: 7 vs. UNLV (2009)
 FT %: 1.000 (6-6) at UNM (2009)
 REB: 6 vs. SDSU (2009)
 ASSISTS: 9 vs. Wake Forest (2009)
 BLOCKS: 1 vs. CSU, UNM, Wyoming (2008), at UNM (2009)
 STEALS: 4 vs. JSU, Hartford (2008), Boise State (2008)
 MINUTES: 38 vs. Wake Forest (2009)

SEASON-HIGH POINTS:

First Half: 18 vs. Wake Forest
 Second Half: 12 at ISU
 Game: 23 vs. Boise State, vs. Wake Forest
 Percentage Minimums -
 4 FG, 2 3FG, 3 FT Made

FREDETTE YEAR-BY-YEAR BYU STATS

YEAR	GP	GS	MIN	AVG	FG	FGA	PCT	3FG	FGA	PCT	FT	FTA	PCT	OFF	DEF	TOT	AVG	PF	FO	A	AVG	TO	BLK	STL	PTS	AVG
2007-08	35	0	647	18.5	83	204	.407	43	128	.336	35	41	.854	8	29	37	1.1	44	0	61	1.7	41	3	27	244	7.0
Total	35	0	647	18.5	83	204	.407	43	128	.336	35	41	.854	8	29	37	1.1	44	0	61	1.7	41	3	27	244	7.0





NOAH HARTSOCK
 6-8 • 215 • freshman • forward
 Bartlesville, Okla.

LAST OUTING: Had one rebound, one assist and one steal against San Diego State.

TRACKING HARTSOCK IN 2008-09: Had one rebound, one assist and one steal against San Diego State ... played three minutes and had one rebound against UNLV ... had one point, one rebound and one steal at Colorado State ... posted career highs of seven points, three blocks and one steal against Western Oregon ... tied his career high with four rebounds against the Wolves ... hit 2-of-3 from the field and hit 3-of-4 from the free throw line, both career highs in makes and attempts ... hit 1-of-2 from the line against Portland, his first appearance since Nov. 22 against Cal Poly ... dished out a career-high two assists against Cal Poly ... recorded four points and a career-high five boards against Rice ... tallied four points and four boards against North Florida ... set a career high with six points on 2-of-2 shooting from the field and the line while adding two rebounds against Pepperdine ... recorded two rebounds and one block against Long Beach State.

PLAYER SUMMARY: A highly skilled offensive player with strong post moves, Hartssock has a soft touch from midrange and a solid stroke behind the three-point arc. He has excellent quickness and strength to complement his size. Hartssock prepped at Bartlesville High School in Oklahoma where he averaged 27.6 points per game, third in the state, as a senior in 2005-06 and was an all-state selection.

PERSONAL: Parents are David and Leslie Hartssock ... has four older brothers ... brother Nate played two seasons at Oklahoma Wesleyan University and brother Jeremiah played one season at the University of Missouri-Kansas City before leaving to serve a mission for The Church of Jesus Christ of Latter-day Saints ... two other older brothers both attended BYU ... sister-in-law Lindsay Hartssock was a middle blocker for the BYU women's volleyball team and was the MWC Player of the Year in 2006 ... also recruited by Utah State and Oklahoma State.

BYU women's volleyball team and was the MWC Player of the Year in 2006 ... also recruited by Utah State and Oklahoma State.

Noah Hartssock – 2008-09 Game-by-Game		TOTAL		3PTS		REBOUNDS										PTS		AVG						
Opponent	Date	GS	Min	FG	FGA	Pct	3FG	FGA	Pct	FT	FTA	Pct	Off	Def	Tot	Avg	PF	FO	A	TO	Blk	Stl	Pts	Avg
LONG BEACH STATE	11/14/08	11	0	2	.000	0	0	.000	0	0	.000	1	1	2	2.0	1	0	0	1	1	0	0	0	0.0
at Pepperdine	11/18/08	14	2	3	.667	0	0	.000	2	2	1.000	1	1	2	2.0	2	0	0	1	1	0	0	6	3.0
NORTH FLORIDA	11/20/08	16	2	3	.667	0	0	.000	0	0	.000	2	2	4	2.7	0	0	0	0	0	0	0	4	3.3
RICE	11/21/08	16	2	3	.667	0	0	.000	0	0	.000	1	4	5	3.3	2	0	0	0	0	0	0	4	3.5
CAL POLY	11/22/08	7	0	0	.000	0	0	.000	0	0	.000	1	1	2	3.0	2	0	2	0	0	0	0	0	2.8
at Idaho State	Did Not Play																							
at Weber State	Did Not Play																							
vs Utah State	Did Not Play																							
BOISE STATE	Did Not Play																							
PORTLAND PILOTS	12/13/08	2	0	0	.000	0	0	.000	1	2	.500	0	0	0	2.5	1	0	0	0	0	0	0	1	2.5
vs Arizona State	Did Not Play																							
at Tulea	12/30/08	3	0	0	.000	0	0	.000	0	0	.000	0	0	0	2.1	0	0	0	0	0	0	0	0	2.1
WAKE FOREST	1/3/09	1	0	0	.000	0	0	.000	0	0	.000	0	0	0	1.9	2	0	0	0	0	0	0	0	1.9
WESTERN OREGON	1/6/09	17	2	3	.667	0	0	.000	3	4	.750	1	3	4	2.1	3	0	0	1	3	1	7	2.4	
at Colorado State	1/10/09	12	0	1	.000	0	0	.000	1	2	.500	0	1	1	2.0	3	0	0	0	0	1	1	2.3	
TOU	Did Not Play																							
at New Mexico	01/17/09	3	0	0	.000	0	0	.000	0	0	.000	0	0	0	1.8	0	0	0	0	0	0	0	0	2.1
UNLV	1/21/09	3	0	1	.000	0	0	.000	0	0	.000	1	0	1	1.8	0	0	0	0	0	0	0	0	1.9
SAN DIEGO STATE	1/24/09	4	0	1	.000	0	0	.000	0	0	.000	0	1	1	1.7	0	0	1	0	0	1	0	1.8	
Totals		0	109	8	17	.471	0	0	.000	7	10	.700	8	14	22	1.7	16	0	3	3	4	3	23	1.8

Games played: 13
Minutes/game: 8.4
Points/game: 1.8
FG Pct: 47.1
FT Pct: 70.0
Rebounds/game: 1.7
Assists/game: 0.2
Turnovers/game: 0.2
Assist/turnover ratio: 1.0
Steals/game: 0.2
Blocks/game: 0.3

CAREER HIGHS:
 POINTS: 7 vs. Western Oregon (2009)
 FG MADE: 2, 4 times, last vs. Western Oregon (2009)
 FG ATT: 3, 4 times, last vs. Western Oregon (2009)
 FG %: –
 3FG MADE: –
 3FG ATT: –
 3FG %: –
 FT MADE: 3 vs. Western Oregon (2009)
 FT ATT: 4 vs. Western Oregon (2009)
 FT %: .750 (3-4) vs. Western Oregon (2009)
 REB: 5 vs. Rice (2008)
 ASSISTS: 2 vs. Cal Poly (2008)
 BLOCKS: 1 vs. LBSU (2008)
 STEALS: 1 vs. Western Oregon (2009), at CSU (2009), vs. SDSU (2009)
 MINUTES: 17 vs. Western Oregon (2009)

SEASON-HIGH POINTS:
 First Half: 6 at Pepperdine (2008)
 Second Half: 4 vs. Rice (2008)
 Game: 7 vs. Western Oregon (2009)

Percentage Minimums –
 4 FG, 2 3FG, 3 FT Made



JONATHAN TAVERNARI

6-6 • 215 • junior • forward
Sao Bernardo, Brazil

LAST OUTING: Totaled 16 points, four rebounds, three assists, one block and one steal against San Diego State ... shot 5-of-10 from the field, 4-of-7 from three and 2-of-2 from the free throw line against the Aztecs.

TRACKING TAVERNARI IN 2008-09: Totaled 16 points, four rebounds, three assists, one block and one steal against San Diego State ... shot 5-of-10 from the field, 4-of-7 from three and 2-of-2 from the free throw line against the Aztecs ... posted 21 points and a career-high 13 boards while tying a career high of five steals against UNLV ... hit three treys to pass Mike Rose for second all-time in career threes ... hit 4-of-4 from the free throw line against the Lobos ... scored 13 points at New Mexico ... hit three threes and posted six rebounds, two assists and one steal vs. the Lobos ... totaled 14 points, two rebounds, one assist, one block and two steals vs. TCU ... hit 6-of-13 from the field and nailed two shots from downtown, the 11th-straight and 15th in 16 games this season with a made three ... posted seven points, five rebounds, one assist and one steal at Colorado State ... hit 1-of-2 from downtown, his 10th-straight and 14th in 15 games with a made three ... totaled 22 points, nine rebounds, one assist, one block and three steals against Western Oregon ... hit 8-of-15 from the field and 2-of-5 from downtown against the Wolves ... scored 18 points on 7-of-17 shooting against Wake Forest and grabbed nine rebounds ... hit four threes against the Demon Deacons, the 11th times this season hitting more than one three in a game ... registered a double-double at Tulsa with 20 points and 10 rebounds, his second double-double of the season and fourth of his career ... scored at least 20 points for the fourth time in five games ... hit 9-of-17 from the field and 2-of-5 from downtown while adding one assists, one block and four steals ... had his second-consecutive 20-point game, scoring 24 points on 10-of-19 shooting against Arizona State ... hit four threes and had four rebounds, four assists, one block and one steal ... tied his season high with 25 points against Portland on 7-of-14 shooting from the field, 5-of-11 from downtown and 6-of-6 from the free throw line ... also had six rebounds and one steal against the Pilots ... against Boise State totaled 13 points, eight rebounds, two assists, one block and two steals ... hit 3-of-6 from downtown ... scored 24 points and grabbed nine rebounds against Utah State

at Energy Solutions Arena ... added a season-best four steals and one block ... matched his career high with 39 minutes played ... dished out a career-high six assists at Weber State ... scored 11 points and grabbed seven rebounds ... hit 10-of-17 from the field for 23 points at Idaho State ... added six rebounds, four assists and two steals ... had 10 rebounds and three assists against Cal Poly ... scored 18 points and had five rebounds and three steals against Rice ... hit three threes to surpass Terrell Lyday for fourth all-time at BYU in career three-pointers (130) ... scored a season-high 25 points on 10-of-16 shooting from the field and 5-of-10 shooting from downtown ... added five rebounds, four assists and one steal against North Florida ... registered a double-double at Pepperdine with 17 points and 10 assists ... hit 7-of-13 from the field and 3-of-7 from three-point range while collecting three steals, one block and one steal ... had 19 points and seven boards against Long Beach State ... tied a career-high with five assists.

PLAYER SUMMARY: The 2007 Mountain West Conference Freshman of the Year, Jonathan Tavernari had a standout campaign in his first season with the Cougars, helping them win the outright league title. He led the league in scoring among freshmen during conference play (8.3 ppg) while averaging 6.5 points and 2.9 rebounds per game in 12.3 minutes of action in 28 appearances on the year. The 6-foot-6 forward was the long non-professional to earn a spot on the 2008 Brazilian Senior National Team, playing in the Olympic Qualifying Tournament in Beijing. He is a skilled perimeter player with great physical presence who has deep range and an excellent shooting touch. He led the state of Nevada in scoring as a senior at Bishop Gorman High School at 23.1 points per game.

PERSONAL: Parents are Roberto and Thelma Tavernari ... got started playing basketball with his mom, who is a basketball coach in Brazil ... enjoys cooking, playing with his Sidekick and text messaging ... also recruited by Pittsburgh, Virginia Tech, Washington State, Oregon State and Mississippi State ... international relations major.

TAVERNARI VS. SAN DIEGO STATE

TEAM	GP	GS	MIN	AVG	FG	FGA	PCT	3FG	FGA	PCT	FT	FTA	PCT	OFF	DEF	TOT	AVG	PF	FO	A	TO	BLK	STL	PTS	AVG	W-L
Utah	4	2	92	23.0	18	37	.486	6	16	.375	3	4	.750	4	9	13	3.3	6	0	5	3	0	6	45	11.3	4-0

Jonathan Tavernari – 2008-09 Game-by-Game

Opponent	Date	GS	Min	TOTAL			3-PTS			REBOUNDS			Pct	OFF	DEF	Tot	Avg	PF	FO	A	TO	Blk	Stl	Pts	Avg
				FG	FGA	Pct	3FG	FGA	Pct	FT	FTA	Pct													
LONG BEACH STATE	11/14/08	*	34	8	21	.381	2	9	.222	1	2	.500	2	5	7	7.0	3	0	5	2	0	0	0	19	19.0
at Pepperdine	11/18/08	*	32	7	13	.538	3	7	.429	0	0	.000	1	9	10	8.5	3	0	1	2	1	3	17	18.0	
NORTH FLORIDA	11/20/08	*	24	10	16	.625	5	10	.500	0	0	.000	0	5	5	7.3	2	0	4	0	1	25	20.3		
RICE	11/21/08	*	29	7	16	.438	3	8	.375	1	2	.500	1	4	5	6.8	2	0	1	1	0	3	18	19.8	
CAL POLY	11/22/08	*	26	0	11	.000	0	7	.000	0	0	.000	1	9	10	7.4	3	0	3	1	0	1	0	15.8	
at Idaho State	11/29/08	*	39	10	17	.588	2	7	.286	1	2	.500	1	5	6	7.2	2	0	4	1	0	2	23	17.0	
at Weber State	12/03/08	*	27	4	13	.308	1	7	.143	2	2	1.000	1	6	7	7.1	1	0	6	1	0	1	11	16.1	
vs Utah State	12/06/08	*	39	7	17	.412	3	9	.333	7	8	.875	2	7	9	7.4	3	0	1	1	1	4	24	17.1	
BOISE STATE	12/10/08	*	26	5	12	.417	3	6	.500	0	0	.000	0	8	8	7.4	1	0	2	0	1	1	13	16.7	
PORTLAND PILOTS	12/13/08	*	28	7	14	.500	5	11	.455	6	6	1.000	1	5	6	7.3	2	0	2	0	2	1	25	17.5	
vs Arizona State	12/20/08	*	34	10	19	.526	4	10	.400	0	0	.000	4	4	7.0	2	0	4	4	1	1	24	18.1		
at Tulsa	12/30/08	*	36	9	17	.529	2	5	.400	0	0	.000	2	8	10	7.3	2	0	1	2	1	4	20	18.3	
WAKE FOREST	1/3/09	*	35	7	17	.412	4	13	.308	0	0	.000	4	5	9	7.4	2	0	0	1	0	0	18	18.2	
WESTERN OREGON	1/6/09	*	27	8	15	.533	2	5	.400	4	6	.667	2	7	9	7.5	0	1	1	1	3	22	18.5		
at Colorado State	1/10/09	*	17	3	9	.333	1	2	.500	0	0	.000	1	4	5	7.3	3	0	1	2	0	1	7	17.7	
TCU	1/13/09	*	26	6	13	.462	2	7	.286	0	0	.000	0	2	2	7.0	3	0	1	1	1	2	14	17.5	
at New Mexico	01/17/09	*	31	5	14	.357	3	7	.429	0	0	.000	1	5	6	6.9	2	0	2	2	0	1	13	17.2	
UNLV	1/21/09	*	38	7	22	.318	3	10	.300	4	4	1.000	3	10	13	7.3	2	0	1	3	0	5	21	17.4	
SAN DIEGO STATE	1/24/09	*	36	5	10	.500	4	7	.571	2	2	1.000	0	4	4	7.1	2	0	3	1	1	1	16	17.4	
Totals			19	585	125	286	.437	52	147	.354	28	34	.824	23	112	135	7.1	40	0	41	28	8	35	330	17.4

Games played: 19
Minutes/game: 30.8
Points/game: 17.4
FG Pct: 43.7
3FG Pct: 35.4
FT Pct: 82.4

Rebounds/game: 7.1
Assists/game: 2.2
Turnovers/game: 1.5
Assist/turnover ratio: 1.5
Steals/game: 1.8
Blocks/game: 0.4

CAREER HIGHS:

POINTS: 29 vs. Louisville (2008)
FG MADE: 10 vs. Louisville (2008), vs. North Florida (2008), at ISU (2008)
FG ATT: 22 vs. Louisville (2008), vs. UNLV (2009)
FG%: 875 (7-8) vs. WOU (2007)
3FG MADE: 6 vs. UNC (2008), TCU (2007)
3FG ATT: 16 vs. UNC (2008)
3FG%: 1.000 (2-2) vs. Wyoming (2007)
FT MADE: 7 vs. Utah State (2008)
FT ATT: 8 vs. Utah State (2008)
FT %: 1.000 (6-6) at Wyoming (2007), vs. Portland (2008)
REB: 13 vs. UNLV (2009)
ASSISTS: 6 at Weber State (2008)
STEALS: 5 vs. Wyoming (2008), vs. UNLV (2009)
BLOCKS: 3 vs. Wyoming-MWC (2007)
MINUTES: 39 at ISU (2008), vs. Utah State (2008)

SEASON-HIGH POINTS:
First Half: 14 vs. Rice
Second Half: 14 vs. Portland
Game: 25 vs. UNF, vs. Portland
Percentage Minimums –
4 FG, 2 3FG, 3 FT Made

TAVERNARI YEAR-BY-YEAR BYU STATS

YEAR	GP	GS	MIN	AVG	FG	FGA	PCT	3FG	FGA	PCT	FT	FTA	PCT	OFF	DEF	TOT	AVG	PF	FO	A	TO	BLK	STL	PTS	AVG	
2006-07	28	0	343	12.3	68	143	.476	29	78	.372	16	23	.696	24	56	80	2.9	33	1	17	0.6	17	8	18	181	6.5
2007-08	35	29	966	15.3	166	420	.395	88	234	.376	39	45	.867	34	150	184	5.3	70	1	53	0.8	59	16	48	459	13.1
Total	63	29	1309	20.8	234	563	.416	117	312	.375	55	68	.809	58	206	264	4.2	103	2	70	1.1	76	24	66	640	10.2





GAVIN MACGREGOR
 6-10 • 240 • senior • forward/center
 Ridgecrest, Calif.

LAST OUTING: Scored two points and had two rebounds against San Diego State.

TRACKING MACGREGOR IN 2008-09: Scored two points and had two rebounds against San Diego State ... recorded two points and one rebound against UNLV ... posted career highs of 11 points and seven rebounds at New Mexico ... set a career high with five field goals and a 1.000 (5-5) shooting percentage vs. the Lobos ... scored four points and tied his career high with five rebounds — including two on the offensive glass — against TCU ... posted a career-high eight points on 4-of-8 shooting at Colorado State ... four makes, eight attempts and 50.0 percent shooting were also career highs ... added four rebounds and one block against the Rams ... had four points, a career-high five rebounds and one steal against Wake Forest ... grabbed three boards in 12 minutes of action at Tulsa ... hit 4-of-4 from the free throw line and had four rebounds and one block against Arizona State at the Stadium Shootout ... had one block, one rebound and one point against Portland ... scored a career-high seven points on 2-of-3 shooting from the field and 3-of-4 shooting from the line against Utah State ... also tied career highs in blocks (2), steals (1) and assists (1) ... hit 2-of-2 from the line for two points and grabbed two rebounds in a career-high 12 minutes of action at Weber State ... scored two points and had two rebounds at Idaho State ... had one point and one assist against Rice ... grabbed four rebounds against North Florida, a career high ... scored two points at Pepperdine on 2-for-2 shooting from the line ... played five minutes against Long Beach State.

SUMMARY: A 6-foot-10 forward/center, Gavin MacGregor provided defensive toughness in the post off the bench for the Cougars as a walk-on in the 2006-07 season, appearing in 11 games, before being forced to sit out last year due to injury. He gives BYU added depth and size in the post and is a shot-blocking presence inside. Prior to making his Cougar debut in 2006-07, he last played at Burroughs High School in Ridgecrest, Calif., in 2002, where he achieved career highs of 25 points, 26 rebounds and nine blocked shots. He served a two-year Church mission to Belgium from 2003-05.

PERSONAL: Parents are Tavish and Charisse MacGregor ... brother Nathan played basketball at Notre Dame de Namur ... served a mission for The Church of Jesus Christ of Latter-day Saints to Belgium and The Netherlands from 2003-05 ... plays the piano and the trombone ... business management major.

MACGREGOR VS. UTAH

TEAM	GP	GS	MIN	AVG	FG	FGA	PCT	3FG	FGA	PCT	FT	FTA	PCT	OFF	DEF	TOT	AVG	PF	FO	A	TO	BLK	STL	PTS	AVG	W-L
Utah	2	0	15	7.5	2	3	.667	0	0	.000	0	0	.000	2	1	3	1.5	1	0	0	0	1	1	4	4.0	2-0

Gavin MacGregor – 2008-09 Game-by-Game

Opponent	Date	GS	Min	TOTAL			3PTS			REBOUNDS			Avg	PF	FO	A	TO	Blk	Stl	Pts	Avg				
				FG	FGA	Pct	3FG	FGA	Pct	FT	FTA	Pct										Off	Def	Tot	
LONG BEACH STATE	11/14/08	5	0	0	.000	0	0	.000	0	0	.000	0	0	0	0	0	0	0	0	0	0	0	0	0.0	
at Pepperdine	11/18/08	3	0	0	.000	0	0	.000	2	2	1.000	0	0	0	0	0	0	1	0	0	2	1.0	2	1.0	
NORTH FLORIDA	11/20/08	8	0	1	.000	0	0	.000	0	2	.000	3	1	4	1.3	2	0	1	0	0	0	0	0	0.7	
RICE	11/21/08	6	0	0	.000	0	0	.000	1	2	.500	0	0	0	1.0	0	0	1	0	0	0	1	0.8	0.8	
CAL POLY	Did Not Play																								
at Idaho State	11-29-08	7	1	1	1.000	0	0	.000	0	0	.000	0	2	2	1.2	0	0	0	0	0	0	0	2	1.0	
at Weber State	12-03-08	12	0	1	.000	0	0	.000	2	2	1.000	0	2	2	1.3	5	1	0	0	0	0	2	1.2	1.2	
vs Utah State	12/06/08	20	2	3	.667	0	0	.000	3	4	.750	1	1	2	1.4	3	0	1	0	2	1	7	2.0	2.0	
BOISE STATE	Did Not Play																								
PORTLAND PILOTS	12/13/08	11	0	0	.000	0	0	.000	1	2	.500	0	1	1	1.4	2	0	0	2	1	0	1	1.9	1.9	
vs Arizona State	12-20-08	14	0	0	.000	0	0	.000	4	4	1.000	1	3	4	1.7	3	0	0	0	0	0	4	2.1	2.1	
at Tulsa	12/30/08	12	0	0	.000	0	0	.000	0	0	.000	0	3	3	1.8	3	0	0	0	0	0	0	1.9	1.9	
WAKE FOREST	1/3/09	21	1	2	.500	0	0	.000	2	3	.667	1	4	5	2.1	5	1	0	1	0	1	4	2.1	2.1	
WESTERN OREGON	1/6/09	4	0	0	.000	0	0	.000	0	0	.000	1	2	2	2.1	0	0	0	0	0	0	0	1.9	1.9	
at Colorado State	1/10/09	14	4	6	.667	0	0	.000	0	2	.000	1	3	4	2.2	4	0	0	0	1	0	8	2.4	2.4	
TCU	1/13/09	12	2	5	.400	0	0	.000	0	2	.000	2	3	5	2.4	3	0	0	0	0	0	4	2.5	2.5	
at New Mexico	01/17/09	16	5	5	1.000	0	0	.000	1	3	.333	6	1	7	2.7	2	0	0	0	0	0	11	3.1	3.1	
UNLV	1/21/09	12	1	1	1.000	0	0	.000	0	0	.000	0	1	1	2.6	1	0	0	0	0	0	2	3.0	3.0	
SAN DIEGO STATE	1/24/09	7	1	1	1.000	0	0	.000	0	0	.000	1	1	2	2.6	3	0	0	1	0	0	2	2.9	2.9	
Totals		0	184	17	26	.654	0	0	.000	16	28	571	17	27	44	2.6	38	2	2	7	4	2	50	2.9	

Games played: 17
 Minutes/game: 10.8
 Points/game: 2.9
 FG Pct: 65.4
 FT Pct: 57.1

Rebounds/game: 2.6
 Assists/game: 0.1
 Turnovers/game: 0.4
 Assist/turnover ratio: 0.3
 Steals/game: 0.1
 Blocks/game: 0.2

CAREER HIGHS:

POINTS: 11 at UNM (2009)
 FG MADE: 5 at UNM (2009)
 FG ATT: 8 at CSU (2009)
 FG%: 1.000 (5-5) at UNM (2009)
 3FG MADE: -
 3FG ATT: -
 3FG%: -
 FT MADE: 4 vs. Arizona State (2008)
 FT ATT: 4 vs. Utah State (2008), vs. Arizona State (2008)
 FT %: 1.000 (4-4) vs. Arizona State (2008)
 REB: 7 at UNM (2009)
 ASSISTS: 1 vs. SJSU (2007), Rice (2008), vs. Utah State (2008).
 STEALS: 1 vs. SJSU, at Utah (2007), vs. Utah State (2008), vs. Wake Forest (2009)
 BLOCKS: 2 vs. SJSU, vs. Portland, TCU (2007), vs. Utah State (2008)
 MINUTES: 21 vs. Wake Forest

SEASON-HIGH POINTS:

First Half: 8 at UNM
 Second Half: 6 at CSU
 Game: 11 at UNM

Percentage Minimums -
 4 FG, 2 3FG, 3 FT Made

MACGREGOR YEAR-BY-YEAR BYU STATS

YEAR	GP	GS	MIN	AVG	FG	FGA	PCT	3FG	FGA	PCT	FT	FTA	PCT	OFF	DEF	TOT	AVG	PF	FO	A	AVG	TO	BLK	STL	PTS	AVG
2006-07	11	0	46	4.2	6	10	.600	0	0	.000	1	2	.500	4	2	6	0.5	8	0	1	0.1	1	5	2	13	1.2
Total	11	0	46	4.2	6	10	.600	0	0	.000	1	2	.500	4	2	6	0.5	8	0	1	0.1	1	5	2	13	1.2





CHRIS MILES
 6-11 • 235 • junior • forward/center
 Provo, Utah

LAST OUTING: Scored eight points while shooting 3-of-3 from the field and 2-of-3 from the free throw line against San Diego State ... added one rebound and one assist.

TRACKING MILES IN 2008-09: Scored eight points while shooting 3-of-3 from the field and 2-of-3 from the free throw line against San Diego State ... added one rebound and one assist ... grabbed six boards — three offensive — against UNLV ... hit 3-of-3 from the field for seven points at New Mexico ... added three rebounds and one block against the Lobos ... had two points, two assists, one rebound and one block against TCU ... posted six points, three rebounds, two blocks and two steals at Colorado State ... hit 2-of-3 from the field and 2-of-3 from the line against the Rams ... tied his career high with two steals against Western Oregon ... added three points and four rebounds against the WVolves ... had two points, four rebounds and three assists against Wake Forest ... scored seven points and tied a career high with seven rebounds against Tulsa ... had three offensive rebounds and two assists against the Golden Hurricane ... had seven points two rebounds and one assist against Arizona State ... hit 3-of-3 from the field against the Sun Devils ... scored 12 points on a career-best shooting percentage of .857 (6-7) against Portland ... added three rebounds and two steals and tied a career-high with four assists against the Pilots ... had four rebounds, two blocks and two assists against Boise State ... against Utah State was 3-for-3 from the field for six points and added four rebounds, one block and one steal ... scored eight points on 4-of-5 shooting and added three rebounds and two blocks against Idaho State ... scored four points, grabbed five rebounds (two offensive), dished out two assists, had one block and two steals ... set career highs in points (24), field goal attempts (17) field goals (12) and field goal percentage (.706) against Cal Poly ... also had six rebounds and one steal against the Mustangs ... had three points, three rebounds and a season-high

three assists against Rice ... scored nine points in the first half to go with three rebounds and one assist against North Florida ... hit 4-of-6 from the field for a new career-high 66.7 percent shooting from the field while tying a career high for field goals made. ... at Pepperdine had 10 points while hitting 3-of-5 from the field and 4-of-5 from the line ... added three boards and a steal against the Waves ... scored nine points and pulled down six rebounds against Long Beach State ... hit 3-of-6 from the field.

PLAYER SUMMARY: A two-time 4A State MVP out of Timpview High School in Provo, Miles returned from a mission for The Church of Jesus Christ of Latter-day Saints and averaged 8.6 minutes per game in 34 contests in 2007-08. He averaged 2.7 points and 2.3 rebounds in 13.6 minutes per game as a freshman for BYU in 2004-05, using his quickness and versatility to make an impact in his first season with the Cougars. An excellent shot-blocker and defender who runs the floor well, he was ranked as high as the No. 2 post player in the West out of high school.

PERSONAL: Parents are Don Miles and Julie Babb ... one of six children ... invited to the NBA Players Camp during the summer of 2003, where he was rated No. 47 among the nation's top high school players ... ranked as high as the No. 2 post player in the West ... also recruited by Gonzaga, Utah State, Utah, Kansas, Oregon State, Connecticut, UCLA, Vanderbilt, Wyoming and Texas Tech ... served a two-year mission for The Church of Jesus Christ of Latter-Day Saints to Portland, Ore. ... open major.

MILES VS. SAN DIEGO STATE

TEAM	GP	GS	MIN	AVG	FG	FGA	PCT	3FG	FGA	PCT	FT	FTA	PCT	OFF	DEF	TOT	AVG	PF	FO	A	TO	BLK	STL	PTS	AVG	WL
Utah	4	0	64	16.0	5	17	.294	0	0	.000	3	4	.750	2	6	8	2.0	9	0	1	2	5	1	13	3.3	2-2

Chris Miles – 2008-09 Game-by-Game

Opponent	Date	GS	Min	TOTAL				3PTS		REBOUNDS				PF	FO	A	TO	Blk	Stl	Pts	Avg				
				FG	FGA	Pct	3FG	FGA	Pct	FT	FTA	Pct	Off									Def	Tot	Avg	
LONG BEACH STATE	11/14/08	*	25	3	6	.500	0	0	.000	3	11	.273	1	5	6	6.0	3	0	0	2	0	0	9	9.0	
at Pepperdine	11/18/08	*	20	3	5	.600	0	0	.000	4	5	.800	0	3	3	4.5	0	0	2	0	1	10	9.5		
NORTH FLORIDA	11/20/08	*	20	4	6	.667	0	0	.000	1	3	.333	1	2	3	4.0	2	0	1	0	0	9	9.3		
RICE	11/21/08	*	16	1	1	1.000	0	0	.000	1	2	.500	2	3	5	4.3	3	0	3	2	0	3	7.8		
CAL POLY	11/22/08	*	28	12	17	.706	0	0	.000	0	0	.000	2	4	6	4.6	5	1	1	1	2	1	24	11.0	
at Idaho State	11-29-08	*	25	1	1	1.000	0	0	.000	2	2	1.000	2	3	5	4.7	4	0	2	1	1	2	4	9.8	
at Weber State	12-03-08	*	18	4	5	.800	0	0	.000	0	0	.000	1	2	3	4.4	1	0	0	2	0	8	9.6		
vs Utah State	12/06/08	*	18	3	3	1.000	0	0	.000	0	0	.000	1	0	1	4.0	4	0	1	1	1	1	6	9.1	
BOISE STATE	12/10/08	*	13	0	2	.000	0	0	.000	0	0	.000	1	3	4	4.0	3	0	2	2	2	0	0	8.1	
PORTLAND	12/13/08	*	23	6	7	.857	0	0	.000	0	2	.000	1	2	3	3.9	2	0	4	2	0	2	12	8.5	
vs Arizona State	12/20/08	*	26	3	3	1.000	0	0	.000	1	3	.333	0	2	2	3.7	3	0	1	2	0	0	7	8.4	
at Tulsa	12/30/08	*	25	2	4	.500	0	0	.000	3	6	.500	3	4	7	4.0	3	0	2	0	0	0	7	8.3	
WAKE FOREST	1/3/09	*	17	1	3	.333	0	0	.000	0	0	.000	2	2	4	4.0	5	1	3	1	0	0	2	7.8	
WESTERN OREGON	1/6/09	*	16	1	3	.333	0	0	.000	1	2	.500	2	4	4	4.0	1	0	0	3	0	2	3	7.4	
at Colorado State	1/10/09	*	21	2	3	.667	0	0	.000	2	3	.667	1	2	3	3.9	2	0	2	2	2	2	6	7.3	
TCU	1/13/09	*	25	1	3	.333	0	0	.000	0	0	.000	0	1	1	3.8	2	0	2	1	1	0	2	7.0	
at New Mexico	01/17/09	*	20	3	3	1.000	0	0	.000	1	4	.250	2	1	3	3.7	3	0	0	4	1	0	7	7.0	
UNLV	1/21/09	*	20	0	2	.000	0	0	.000	0	0	.000	3	3	6	3.8	2	0	0	3	0	0	0	6.6	
SAN DIEGO STATE	1/24/09	*	24	3	3	1.000	0	0	.000	2	3	.667	1	0	1	3.7	4	0	1	1	0	0	8	6.7	
Totals			19	400	53	80	.663	0	0	.000	21	46	.457	24	46	70	3.7	52	2	25	30	12	11	127	6.7

Games played: 19
 Minutes/game: 21.1
 Points/game: 6.7
 FG Pct: 66.3
 FT Pct: 45.7

Rebounds/game: 3.7
 Assists/game: 1.3
 Turnovers/game: 1.6
 Assist/turnover ratio: 0.8
 Steals/game: 0.6
 Blocks/game: 0.6

CAREER HIGHS

POINTS: 24 vs. Cal Poly (2008)
 FG MADE: 12 vs. Cal Poly (2008)
 FG ATT: 17 vs. Cal Poly (2008)
 FG %: .857 (6-7) vs. Portland (2008)
 FT MADE: 4 vs. Santa Clara (2005), at Pepperdine (2008)
 FT ATT: 11 vs. LBSU (2008)
 FT %: 1.000 (4-4) vs. Jackson St. (2008), vs. Santa Clara (2005)
 REB: 7 at CSU (2005), at Tulsa (2008)
 ASSISTS: 4 at Wake Forest (2008), vs. Portland (2008)
 STEALS: 2, 4 times, last at Colorado State (2009)
 BLOCKS: 4 vs. Colorado State (2005)
 MINUTES: 36 at Utah (2005)

SEASON-HIGH POINTS:

First Half: 18 vs. Cal Poly
 Second Half: 8 at Pepperdine
 Game: 24 vs. Cal Poly

Percentage Minimums -
 4 FG, 2 3FG, 3 FT Made

MILES YEAR-BY-YEAR BYU STATS

YEAR	GP	GS	MIN	AVG	FG	FGA	PCT	3FG	FGA	PCT	FT	FTA	PCT	OFF	DEF	TOT	AVG	PF	FO	A	AVG	TO	BLK	STL	PTS	AVG
2004-05	28	6	382	13.6	29	81	.358	0	0	.000	17	24	.708	28	36	64	2.3	54	0	19	0.7	20	30	5	75	2.7
2007-08	34	0	291	8.6	31	72	.431	0	0	.000	22	51	.431	20	32	52	1.5	58	1	20	0.6	24	13	9	84	2.5
Total	62	6	673	10.9	60	153	.392	0	0	.000	39	75	.520	48	68	116	1.9	112	1	39	0.6	44	43	14	159	2.6



5 PLAYERS SCORED IN DOUBLE FIGURES

1/3/09 vs. Western Oregon, 85-64 W, Tavernari-22, Fredette-13, Cummmard-12, Morgan, Jr.-12, Rose-11

6 PLAYERS SCORED IN DOUBLE FIGURES

12/22/06 vs. W. Oregon, 102-40 W, Tavernari-17, Cummmard-14, Balderson-13, Young-10, Burgess-10, Ivanovic-10

NO PLAYERS SCORED IN DOUBLE FIGURES

2/21/05 at Air Force, 39-70 L

ONE PLAYER RECORD A DOUBLE-DOUBLE

1/21/09 vs. UNLV
Jonathan Tavernari, 21 points, 13 rebounds

TWO PLAYERS RECORD A DOUBLE-DOUBLE

2/2/08 at Wyoming
Trent Plaisted, 17 points, 10 rebounds
Jonathan Tavernari, 10 points, 10 rebounds

TWO DOUBLE-DIGIT REBOUNDERS

2/2/08 at Wyoming
Trent Plaisted-10, Jonathan Tavernari-10

SIX PLAYERS HAD 5 OR MORE REBOUNDS

1/8/05 vs. San Diego State, Jensen-7, Hall-6, Rose-6 Meads-6, Ainge-6, Miles-5

FIVE PLAYERS HAD 6 OR MORE REBOUNDS

12/12/07 vs. Lamar, Cummmard-10, Ivanovic-9, Tavernari-8 Plaisted-7, Collinsworth-6

FOUR PLAYERS HAD 9 OR MORE REBOUNDS

12/30/06 vs. Seton Hall, Cummmard-12, Plaisted-9 Young-9, Ainge-9

TWO PLAYERS FOULED OUT

1/3/09 vs. Wake Forest
Chris Miles, Gavin MacGregor, Charles About

THREE OR MORE PLAYERS FOULED OUT

1/3/09 vs. Wake Forest
Chris Miles, Gavin MacGregor, Charles About

A BYU PLAYER RECEIVED A TECHNICAL FOUL

1/17/09 at New Mexico - Jonathan Tavernari

AN OPPONENT PLAYER RECEIVED A TECHNICAL FOUL

1/3/09 vs. Wake Forest - Chas McFarland

A BYU COACH RECEIVED A TECHNICAL FOUL

11/24/06 vs. SUU - Dave Rose

AN OPPONENT COACH RECEIVED A TECHNICAL FOUL

3/1/08 vs. Air Force - Coach Jeff Reynolds

A PLAYER EJECTED FROM THE GAME

11/23/02 vs. Kansas State
Travis Hansen (2 technical fouls)

A COACH EJECTED FROM THE GAME

11/30/05 vs. Lamar [at Delta Center]
Lamar coach Billy Tubbs (2 tech. fouls)

AT LEAST TWO PLAYERS SCORED 20+ POINTS

12/30/08 at Tulsa
Lee Cummmard-26, Jonathan Tavernari-20

THREE PLAYERS SCORED 20+ POINTS

1/16/03 vs. UNLV, Rafael Araujo-22, Mark Bigelow-21, Travis Hansen-20

FOUR PLAYERS SCORED 20+ POINTS

1/13/79 vs. UNM, D. Ainge-27, Scott Runia-25, Devin Durrant-20, Alan Taylor-20

TWO PLAYERS SCORED 25+ POINTS

1/12/08 Colorado State
Trent Plaisted-25, Jonathan Tavernari-25

A PLAYER SCORED 30+ POINTS

12/3/08 at Weber State, Lee Cummmard 30 points

A PLAYER ATTEMPTED 20 OR MORE FIELD GOALS

1/3/09 20, Lee Cummmard vs. No. 6 Wake Forest

A PLAYER WITH 5 OR MORE STEALS

1/21/09 vs. UNLV - Jonathan Tavernari (5)

A PLAYER HAD DOUBLE-DIGIT ASSISTS

12/1/07 at Portland - Ben Murdock (10)

A PLAYER MADE DOUBLE-DIGIT FREE THROWS

2/21/07 vs. Colorado State, Lee Cummmard (10-10)

A PLAYER 100% AT FT LINE (MIN. 8 ATTS)

2/21/07 vs. Colorado State, Lee Cummmard (10-10)

A PLAYER 100% FROM FLOOR (MIN. 5 ATTS)

1/17/09 at New Mexico, Gavin MacGregor (5-5)

A PLAYER 100% ON TREYS (MIN. 3 ATTS)

3/1/08 vs. Air Force - Sam Burgess (3-3)

DID NOT MAKE A TREY

11/22/96 vs. CS Fullerton (0-9)

LAST TIME OPPONENT DID NOT MAKE A TREY

2/2/08 at Wyoming (0-15)

BYU HAD SIX OR FEWER TURNOVERS

12/3/08 vs. Weber State, 6

BYU COMMITTED 25-PLUS TURNOVERS

12/15/07 vs. Pepperdine, 86-67 W (29)

BYU COMMITTED 11 OR LESS TEAM FOULS IN A GAME

2/6/08 vs. TCU, 9

BYU SCORED 90 POINTS

12/13/08 vs. Portland, 91-76 W

BYU SCORED 100 POINTS

11/16/07 vs. Jackson State 100-61 W

BYU SCORED 110 POINTS

1/11/05 vs. MSU-Billings 110-70 W

BYU SCORED LESS THAN 50 POINTS IN A GAME

1/15/08 at UNLV 41-70 L

HELD OPPONENT TO LESS THAN 50 POINTS IN A GAME

11/20/08 vs. North Florida 74-41 W

BYU SCORED LESS THAN 40 POINTS IN A GAME

2/21/05 at Air Force 39-70 L

HELD OPPONENT TO LESS THAN 40 POINTS IN A GAME

11/10/07 at Long Beach State 74-34 W

SHOT 60% FG

12/13/08 vs. Portland, (.617), 29-47

OPPONENT SHOT 60% FG

12/22/05 at Utah State, (.600), 36-60

SHOT 70% FG IN A HALF

3/13/08 vs. CSU-MWC, (.739), 17-23

DID NOT MISS A 2-POINT ATTEMPT IN A HALF

2/23/04 vs. Air Force, 13-13 inside the arc, (14-17, .824 overall)

SHOT LESS THAN 30% FG

2/21/05 at Air Force, (.280), 14-50

SHOT 100% FT

1/4/05 at Saint Mary's, 3-3

SHOT 90% FT (at least 10 attempts)

11/29/06 at Boise State, (.900), 9-10

SHOT LESS THAN 50% FT

11/20/08 vs. North Florida, (.400), 4-10

SHOT 60% THREE-POINTERS

3/9/07 vs. Wyoming-MWC, (.643), 9-14

SHOT 70% THREE-POINTERS

1/26/08 vs. New Mexico, (.813), 13-16

OPPONENT SCORED LESS THAN 20 POINTS IN FIRST HALF

11/20/08 vs. North Florida, 12 [BYU led 35-12]

OPPONENT SCORED LESS THAN 20 POINTS IN SECOND HALF

12/22/06 vs. W. Oregon, 17 [SH, 51-17, BYU won 102-40]

BYU SCORED LESS THAN 20 POINTS IN THE FIRST HALF

2/21/05 at Air Force, 13 [BYU trailed 13-37]

BYU SCORED LESS THAN 20 POINTS IN THE SECOND HALF

1/15/00 vs. Utah, 19

OPPONENT SCORED 50 OR MORE POINTS IN A HALF

11/20/07 vs. Hartford, 51 [second half]

BYU SCORED 50 OR MORE POINTS IN FIRST HALF

3/9/07 vs. Wyoming-MWC, 54

BYU SCORED 50 OR MORE POINTS IN SECOND HALF

12/10/08 vs. Boise State, 61

BYU SCORED 60 OR MORE POINTS IN FIRST HALF

2/25/93 vs. Sacramento St., 62

BYU SCORED 60 OR MORE POINTS IN SECOND HALF

12/10/08 vs. Boise State, 61

WON BY 50 OR MORE POINTS (largest margin ever)

12/22/06 vs. W. Oregon (62) 102-40 W

WON BY 50 OR MORE POINTS (VS. DIV. I OPPONENT)

2/25/93 vs. Sacramento State (50) 128-78 W

WON BY 40 OR MORE POINTS

11/10/07 at Long Beach State (40) 74-34 W

WON BY 30 OR MORE POINTS

12/10/08 vs. Boise State (38) 94-56 W

WON BY 25 OR MORE POINTS

1/10/09 at Colorado State (26) 86-60 W

LOST BY 35-plus POINTS

11/22/04 vs. North Carolina (36) 86-50 L

LOST BY 30-plus POINTS

2/21/05 at Air Force (31) 39-70 L

LOST BY 25-plus POINTS

1/15/08 at UNLV (29) 70-41 L

PLAYED OVERTIME GAME

2/26/08 at New Mexico, 70-69 W

WON IN SINGLE OVERTIME

2/26/08 at New Mexico, 70-69 W

LOST IN OVERTIME

12/13/06 at Lamar, 86-77 L

PLAYED A DOUBLE OT GAME

3/5/88 vs. UTEP 80-83 L 2OT

PLAYED A TRIPLE OT GAME

2/28/98 at UTEP 76-75 W 3OT

WON 15 STRAIGHT GAMES

1987-88 (17)

WON 10 STRAIGHT GAMES

2008-09 (10)

WON 9 STRAIGHT GAMES

2008-09 LBSU, at Pepperdine, North Florida, Rice, Cal Poly, at Idaho State, at WSU, vs. USU, vs. Boise State

WON 8 STRAIGHT GAMES

2008-09 LBSU, at Pepperdine, North Florida, Rice, Cal Poly, at Idaho State, at Weber State, vs. Utah State

LOST 3 STRAIGHT GAMES

2004-05 (three times)
last time - @ New Mexico, @ Air Force, @ Utah

LOST 4 STRAIGHT GAMES

2004-05 @ New Mexico, @ Air Force, @ Utah, UNLV

LOST 5 STRAIGHT

2004-05 @ UNM, @ AFA, @ Utah, UNLV, vs. UNM (at MWC)

LOST 9 STRAIGHT

1997-98

LOST 10 STRAIGHT GAMES

1996-97 (21) - school record

PLAYED AN NCAA TOURNAMENT GAME

3/20/08 vs. Texas A&M 62-67 L

WON AN NCAA TOURNAMENT GAME

3/18/93 vs. SMU 60-71 W
Then lost to Kansas 76-90 in second round

WON TWO NCAA TOURNAMENT GAMES

1980-81 Princeton 60-51, UCLA 78-55, Notre Dame 51-50
Then lost to Virginia 60-74 L

WON THREE NCAA TOURNAMENT GAMES

1980-81 Princeton 60-51, UCLA 78-55, Notre Dame 51-50
Then lost to Virginia 60-74 L

WON FOUR NCAA TOURNAMENT GAMES

Never

PLAYED IN THE NIT

3/15/06 at Houston 67-77 L

WON AN NIT GAME

3/14/02 vs. UC Irvine 78-55 W

WON TWO NIT GAMES

1999-00 Bowling Green 81-54, So. Illinois 82-57
Then lost to Notre Dame in quarterfinals

WON THREE NIT GAMES

1965-66 NIT CHAMPIONS
1950-51 NIT CHAMPIONS

WON CONFERENCE TOURNAY

2000-01

WON CONFERENCE REGULAR SEASON

2007-08

WON CONFERENCE REGULAR SEASON OUTRIGHT

2007-08

DEFEATED A RANKED TEAM

11/23/07 vs. Louisville (6/6), 78-76

DEFEATED A RANKED TEAM AT HOME

2/3/07 vs. UNLV (NR/25), 90-63

DEFEATED A RANKED TEAM ON THE ROAD

2/27/07 at Air Force (20/25), 62-58

WAS RANKED IN THE TOP-25 AP POLL

3/10/08 Ranked 24th

WAS RANKED IN THE TOP-25 COACHES POLL

3/10/08 Ranked 23rd

FINISHED SEASON RANKED IN THE AP TOP-25 POLL

2007-08 Season - 24th (AP)



2008-09 Box Scores

2008-09 BYU Men's Basketball

BYU vs. Long Beach State - Game #1

11/14/08 7:05 pm. at Marriott Center, Provo, Utah
VISITORS: Long Beach State 0-1

##	Player	totfg		3-pt		rebounds			pf	tp	a	to	blk	s	min			
		fg	fga	fg	fga	ft	fta	of								de		
33	Gilling, Stephan	f	3	9	3	7	3	4	1	2	3	0	1	0	0	29		
44	Williams, Cornel	f	4	8	3	7	0	0	1	9	10	3	1	1	0	0	19	
24	Freeman, Brian	c	2	2	1	1	0	0	0	3	3	3	5	2	0	0	16	
04	Morris, Donovan	g	5	14	1	5	2	2	4	4	0	13	3	2	0	2	31	
22	Ware, Casper	g	3	8	0	0	1	2	0	3	3	4	7	3	5	0	29	
02	Phillips, Eugene	g	4	9	0	0	2	1	2	3	1	8	0	1	0	0	17	
03	Plester, Greg	g	1	5	0	2	0	0	0	2	2	0	0	0	0	0	10	
10	Lazdasukas, Arturas	g	1	3	0	0	1	2	0	2	4	3	0	0	1	1	11	
15	Robinson, T.J.	g	1	2	0	0	0	0	1	1	0	2	0	0	0	1	4	
20	Cleady, Maurice	g	0	0	0	0	0	0	0	0	0	1	0	0	0	1	0	
21	Anderson, Larry	g	1	4	0	0	0	2	1	1	3	1	2	3	0	0	14	
TEAM																		
Totals.....			25	61	8	22	7	14	7	28	26	19	65	15	10	1	6	200

TOTAL FG% 1st Half: 46.9% 2nd Half: 34.5% Game: 41.0% DEADBALL
3-Pt. FG% 1st Half: 33.3% 2nd Half: 40.0% Game: 36.4% REBOUNDS
F Throw % 1st Half: 50.0% 2nd Half: 50.0% Game: 50.0% 3

HOME TEAM: BYU Cougars 1-0

##	Player	totfg		3-pt		rebounds			pf	tp	a	to	blk	s	min			
		fg	fga	fg	fga	ft	fta	of								de		
30	CUMMARD, Lee	f	13	16	3	4	7	11	2	36	4	1	4	2	36			
45	TAVERNARI, Jonathan	f	8	21	2	9	1	2	5	7	3	19	5	2	0	34		
54	MILES, Chris	c	3	6	0	0	1	1	5	6	3	9	0	2	0	25		
02	MORGAN, JR, Lamont	g	0	3	0	0	0	2	3	0	2	1	0	0	1	24		
04	EMERY, Jackson	g	1	5	0	3	1	0	5	5	1	3	3	2	0	0	33	
01	ABDOU, Charles	g	0	0	0	0	0	2	2	0	0	0	0	0	0	0	8	
32	FREDETTE, Jimmer	g	1	7	1	4	5	6	3	3	2	8	3	2	0	0	24	
34	HARTSOCK, Noah	g	2	3	0	0	0	1	2	1	0	1	1	0	1	11		
53	MADREGOR, Gavin	g	0	0	0	0	0	0	0	2	0	0	0	0	0	5		
TEAM																		
Totals.....			26	60	6	23	17	27	10	33	43	14	75	17	11	5	3	200

TOTAL FG% 1st Half: 37.5% 2nd Half: 50.0% Game: 43.3% DEADBALL
3-Pt. FG% 1st Half: 25.0% 2nd Half: 25.0% Game: 25.0% REBOUNDS
F Throw % 1st Half: 33.3% 2nd Half: 77.8% Game: 63.0% 5

Officials: Dick Cartmell, Mark Reichling, Shawn Lehig

Technical fouls: Long Beach State-None, BYU Cougars-None.

Attendance: 15753

Score by Periods	1st	2nd	Total
Long Beach State	38	27	65
BYU Cougars	31	44	75

Points in the paint:BY 30,LSBU 24. Points off turnovers:BY 12,LSBU 6.

2nd chance points:BY 15,LSBU 12. Fast break points:BY 6,LSBU 0.

Bench points:BY 17,LSBU 8. Score tied:4 times. Lead changed:9 times.

Last FG:BY 2nd:01:28, LSBU 2nd:01:17.

Largest lead:BY by 10 2nd:01:03, LSBU by 7 1st:07:52.

BYU at Pepperdine - Game #2

11/18/08 7:05 pm. at Firestone Fieldhouse, Malibu, Calif.

VISITORS: Brigham Young 2-0

##	Player	totfg		3-pt		rebounds			pf	tp	a	to	blk	s	min			
		fg	fga	fg	fga	ft	fta	of								de		
45	TAVERNARI, Jonathan	f	7	13	3	7	0	1	9	10	3	17	1	2	1	32		
54	MILES, Chris	c	3	5	0	0	4	5	0	3	3	10	0	2	0	1	20	
04	EMERY, Jackson	g	5	9	0	2	3	5	2	2	9	9	4	0	0	27		
30	CUMMARD, Lee	g	3	5	0	4	3	3	2	5	3	13	1	2	0	29		
32	FREDETTE, Jimmer	g	5	10	2	5	4	5	1	0	1	16	5	2	0	1	32	
01	ABDOU, Charles	g	1	2	1	1	6	6	2	2	1	9	1	0	1	0	13	
02	MORGAN, JR, Lamont	g	0	2	0	1	0	0	3	3	4	0	2	0	0	1	19	
15	ANDERSON, James	g	0	0	0	0	0	1	0	1	0	0	0	0	0	0	8	
20	PINGARR, Matthew	g	1	1	0	0	0	0	0	1	0	0	2	0	0	0	3	
34	HARTSOCK, Noah	g	2	3	0	0	2	1	2	2	6	0	1	0	0	14		
53	MADREGOR, Gavin	g	0	0	0	0	2	2	0	0	0	2	0	1	0	0	3	
TEAM																		
Totals.....			26	50	6	21	24	28	9	27	36	17	82	19	16	2	10	200

TOTAL FG% 1st Half: 44.4% 2nd Half: 60.9% Game: 52.0% DEADBALL
3-Pt. FG% 1st Half: 23.1% 2nd Half: 37.5% Game: 28.6% REBOUNDS
F Throw % 1st Half: 71.4% 2nd Half: 90.5% Game: 85.7% 3

HOME TEAM: Pepperdine 1-2

##	Player	totfg		3-pt		rebounds			pf	tp	a	to	blk	s	min			
		fg	fga	fg	fga	ft	fta	of								de		
15	THOMPSON, Mychel	f	2	6	1	2	0	0	1	2	5	3	3	0	1	26		
32	DARBY, Taylor	f	3	9	0	0	1	2	2	1	3	7	0	0	0	20		
50	AGRE, Denis	c	1	3	0	0	0	1	4	5	4	2	0	0	0	23		
03	BELL, Keion	g	3	10	0	2	3	4	7	3	9	5	3	0	0	26		
31	HOLMES, Ryan	g	1	3	0	1	0	0	0	0	3	2	0	4	0	19		
01	SUTTLE, JR, Dane	g	2	5	2	2	2	0	1	1	2	8	0	0	0	17		
14	TUCKER, Rico	g	1	5	0	0	0	1	1	0	2	0	1	0	0	12		
20	JACKSON, Lorne	g	1	2	0	0	4	5	0	0	2	6	1	0	0	11		
22	DUFFIE, Jonathan	g	3	7	2	3	0	1	1	2	2	8	0	1	0	21		
24	HORNBUCKLE, Mike	g	1	2	0	0	0	1	1	2	2	1	3	0	0	12		
44	MOORE, Corbin	g	1	1	0	0	0	2	2	1	2	0	2	0	0	10		
45	SHANNON, Andy	g	0	0	0	0	0	1	1	0	0	0	0	1	0	3		
TEAM																		
Totals.....			19	53	5	14	10	13	8	16	24	24	53	10	18	1	7	200

TOTAL FG% 1st Half: 40.9% 2nd Half: 32.3% Game: 35.8% DEADBALL
3-Pt. FG% 1st Half: 33.3% 2nd Half: 37.5% Game: 35.7% REBOUNDS
F Throw % 1st Half: 50.0% 2nd Half: 81.8% Game: 76.9% 2

Officials: Dick Cartmell, Rick Betsell, Chris Rastetter

Technical fouls: Brigham Young-None, Pepperdine-None.

Attendance: 1642

Score by Periods	1st	2nd	Total
Brigham Young	32	50	82
Pepperdine	21	32	53

Points in the paint:BY 26,PEP 14. Points off turnovers:BY 23,PEP 12.

2nd chance points:BY 4,PEP 6. Fast break points:BY 8,PEP 0.

Bench points:BY 17,PEP 23. Score tied:0 times. Lead changed:0 times.

Last FG:BY 2nd:03:44, PEP 2nd:01:27.

Largest lead:BY by 33 2nd:02:23, PEP None.

BYU vs. North Florida - Game #3

11/20/08 7:30 pm. at Marriott Center, Provo, Utah
VISITORS: North Florida 0-2

##	Player	totfg		3-pt		rebounds			pf	tp	a	to	blk	s	min			
		fg	fga	fg	fga	ft	fta	of								de		
44	GROTHUIS, Kyle	f	0	3	0	0	2	2	0	1	1	2	2	0	0	16		
15	RILEY, Cortez	g	3	8	0	0	0	0	5	5	1	6	2	0	0	19		
24	LOVELACE, Cameron	g	3	12	3	8	0	0	1	1	0	9	1	0	0	25		
25	SPARKES, Germaine	g	3	8	0	0	1	1	2	3	0	6	1	0	0	26		
32	JIANUSKA, Stan	g	2	6	0	2	2	1	3	4	0	6	1	3	0	13		
05	SEBSON, Ian	g	0	0	0	0	0	0	1	1	3	0	0	0	0	13		
13	FAIR, Jordan	g	1	3	0	0	0	0	2	2	0	3	0	0	0	16		
22	SAULEY, Matt	g	2	3	0	0	1	1	2	3	0	5	0	2	0	21		
30	RIGINS, Zack	g	2	6	0	1	1	3	0	5	4	5	1	2	0	25		
35	AUERBACHER, Tyler	g	0	3	0	0	0	0	0	0	0	0	0	0	0	16		
TEAM																		
Totals.....			16	52	3	14	6	9	5	22	27	14	41	6	16	0	8	200

TOTAL FG% 1st Half: 20.0% 2nd Half: 40.7% Game: 30.8% DEADBALL
3-Pt. FG% 1st Half: 0.0% 2nd Half: 37.5% Game: 21.4% REBOUNDS
F Throw % 1st Half: 0.0% 2nd Half: 66.7% Game: 66.7% 1

HOME TEAM: BYU Cougars 3-0

##	Player	totfg		3-pt		rebounds			pf	tp	a	to	blk	s	min		
		fg	fga	fg	fga	ft	fta	of								de	
45	TAVERNARI, Jonathan	f	10	16	5	10	0	0	5	5	2	25	4	0	1	24	
54	MILES, Chris	c	4	6	0	0	1	3	2	3	2	9	1	0	0	20	
04	EMERY, Jackson	g	3	4	2	3	0	0	1	1	0	8	5	1	0	0	23
30	CUMMARD, Lee	g	3	11	1	3	0	0	4	8	12	7	1	2	0	1	26
32	FREDETTE, Jimmer	g	2	6	0	2	0	0	1	1	4	6	1	0	0	3	20
01	ABDOU, Charles	g	4	6	0	1	2	0	4	4	1	9	1	0	0	19	
02	MORGAN, JR, Lamont	g	1	5	0	3	2	3	1	1	3	4	2	0	0	22	
15	ANDERSON, James	g	1	2	0	0	0	2	3	5	3	2	0	0	0	8	
20	PINGARR, Matthew	g	1	2	0	1	0	0	2	2	0	2	0	0	0	14	
34	HARTSOCK, Noah	g	2	3	0	0	0	2	2	4	0	4	0	0	0	16	
53	MADREGOR, Gavin	g	1	1	0	0	2	3									

2008-09 Box Scores

2008-09 BYU Men's Basketball

BYU at Weber State - Game #7

12/03/08 7:05pm at Deseret Center, Ogden, Utah
VISITORS: BYU Cougars 7-0

#	Player	totfg		3-pt		rebounds					a	b	k	s	min		
		fg	fga	fg	fga	fta	of	de	tp	pf							
30	CUMMARD, Lee	f	12	13	4	3	4	0	4	2	30	3	1	0	0	31	
25	TAVERNARI, Jonathan	f	4	13	7	2	2	1	6	7	11	6	1	1	0	27	
54	MILES, Chris	c	4	5	0	0	0	1	2	3	1	8	0	0	0	18	
04	EMERY, Jackson	g	2	3	2	3	0	0	2	3	6	2	0	0	2	19	
32	FREDETTE, Jimmer	g	7	10	4	6	0	0	2	2	16	7	2	0	1	35	
01	ABDUQ, Charles	f	1	4	0	2	0	0	2	0	2	1	1	0	0	9	
02	MORGAN, JR., Lamont	g	2	7	1	3	4	4	1	2	1	9	1	1	0	27	
05	ROSE, Archie	0	1	0	0	1	1	5	6	1	0	0	0	0	0	9	
15	ANDERSON, James	3	4	0	0	0	0	1	1	3	6	0	0	0	0	10	
20	PINEGAR, Matthew	0	0	0	0	0	0	0	0	0	0	0	0	0	0	3	
53	MAGREGOR, Gavin	0	1	0	0	2	2	2	5	2	5	2	0	0	0	12	
TEAM																3	
Totals			35	61	11	25	11	13	9	27	36	18	20	6	2	5	200

TOTAL FG%	1st Half: 11:25 44.0%	2nd Half: 10:27 37.0%	Game: 40.4%	DEADBALL
3-Pt. FG%	1st Half: 2:7 28.6%	2nd Half: 3:15 20.0%	Game: 22.7%	REBOUNDS
F Throw %	1st Half: 11:12 91.7%	2nd Half: 5:7 71.4%	Game: 84.2%	0.1

HOME TEAM: Weber State 2-4

#	Player	totfg		3-pt		rebounds					a	b	k	s	min		
		fg	fga	fg	fga	fta	of	de	tp	pf							
01	LLIARD, Damian	f	1	4	0	3	0	0	0	2	2	2	1	3	0	0	23
03	BULLINGER, Kyle	f	5	10	3	6	3	5	5	5	2	16	2	1	0	0	32
40	PANOS, Steve	c	4	7	0	0	4	8	0	4	3	12	0	1	0	0	25
12	HANSSEN, Nick	g	0	3	0	3	2	3	0	0	1	2	3	2	0	1	22
33	McCoy, Kellen	g	2	4	1	3	2	0	1	1	2	7	1	4	0	0	23
04	COTTLE, Josh	0	0	0	0	0	0	0	0	0	0	0	0	0	0	1	1
15	BENSON, J.J.	0	0	0	0	0	0	0	0	0	0	0	0	0	0	3	1
21	RAMOS, Marco	0	1	0	0	0	0	0	0	0	0	0	0	0	0	2	2
24	CARSON, Marcus	1	2	0	0	1	1	1	1	2	3	0	1	0	0	0	20
31	DAVIS, Dawin	4	8	1	4	1	2	0	1	1	4	10	0	1	2	0	25
32	MAHONEY, Darin	0	1	0	0	2	2	1	2	0	2	0	0	0	0	0	7
55	MORRIS, Trevor	4	6	0	0	0	1	3	4	2	8	0	2	0	0	0	17
TEAM																	1
Totals			21	46	5	19	15	23	2	19	21	18	6	7	15	2	100

TOTAL FG%	1st Half: 14:24 58.3%	2nd Half: 7:22 31.8%	Game: 45.7%	DEADBALL
3-Pt. FG%	1st Half: 4:10 40.0%	2nd Half: 1:8 11.1%	Game: 26.3%	REBOUNDS
F Throw %	1st Half: 7:9 77.8%	2nd Half: 8:14 57.1%	Game: 65.2%	4

Officials: Ruben Ramos, Shawn Leigh, Chris Rastatter.

Technical fouls: Brigham Young-None; Weber State-None.

Attendance: 5672

Score by Periods	1st	2nd	Total
Brigham Young	46	46	92
Weber State	39	23	62

Points in the paint: BY 24, WSU 22. Points off turnovers: BY 22, WSU 14.

2nd chance points: BY 8, WSU 2. Fast break points: BY 8, WSU 0.

Bench points: BY 19, WSU 23. Score tied 2 times. Lead changed 6 times.

Last FG: BY 2nd:01:42, WSU 2nd:07:40.

Largest lead: BY 32 2nd:01:42, WSU by 4 1st:09:48.

BYU vs Utah State - Game #8

12/06/08 5:07 pm, at Salt Lake City, UT(EnergySolutionsArena)
VISITORS: Utah State 5-1

#	Player	totfg		3-pt		rebounds					a	b	k	s	min			
		fg	fga	fg	fga	fta	of	de	tp	pf								
42	Wesley, Tai	f	4	8	0	0	4	5	4	2	6	5	12	4	0	2	34	
55	Wilkinson, Gary	f	6	11	0	10	11	2	7	9	2	22	2	3	1	1	31	
21	Guayle, Jared	g	3	8	1	5	0	0	2	5	7	2	7	2	0	0	25	
24	Newbold, Tyler	g	4	9	3	5	0	1	2	7	9	3	11	1	0	0	28	
25	Myser, Jason	g	1	7	1	7	0	0	0	5	3	2	5	0	1	1	25	
05	Williams, Pooch	1	3	0	1	0	0	1	2	1	2	0	1	0	0	16		
12	Seagr, Jeremy	0	1	0	0	0	0	0	0	2	0	2	0	1	15			
14	Williams, Stawon	0	2	0	2	0	0	0	0	0	0	1	0	0	0	11		
44	Formisano, Matt	2	3	0	0	2	2	1	2	3	0	6	1	2	0	15		
TEAM																	3	
Totals			21	52	5	22	16	19	14	25	39	20	63	15	17	2	5	200

TOTAL FG%	1st Half: 16:31 51.6%	2nd Half: 19:30 63.3%	Game: 57.4%	DEADBALL
3-Pt. FG%	1st Half: 8:16 50.0%	2nd Half: 3:9 33.3%	Game: 44.0%	REBOUNDS
F Throw %	1st Half: 6:6 100%	2nd Half: 5:7 71.4%	Game: 84.6%	0

HOME TEAM: BYU Cougars 8-0

#	Player	totfg		3-pt		rebounds					a	b	k	s	min			
		fg	fga	fg	fga	fta	of	de	tp	pf								
45	TAVERNARI, Jonathan	f	7	13	3	9	7	8	2	7	9	3	24	1	1	4	39	
54	MILES, Chris	f	3	3	0	0	0	0	1	0	1	4	6	1	1	1	18	
04	EMERY, Jackson	g	2	5	1	2	4	8	1	5	6	1	9	3	0	1	37	
30	CUMMARD, Lee	g	2	9	1	2	1	1	0	1	5	6	4	0	1	27		
32	FREDETTE, Jimmer	g	6	13	3	6	1	3	4	5	0	16	2	1	0	35		
01	ABDUQ, Charles	0	1	0	0	0	0	0	0	0	0	0	1	1	0	3		
02	MORGAN, JR., Lamont	0	2	0	0	0	0	1	1	0	0	0	0	0	0	18		
05	ROSE, Archie	0	0	0	0	0	0	0	0	0	0	0	0	0	0	1	1	
15	ANDERSON, James	0	0	0	0	0	0	0	0	0	2	0	0	0	0	2	2	
53	MAGREGOR, Gavin	2	3	0	0	3	4	1	1	2	3	7	1	0	2	1	20	
TEAM																		1
Totals			22	53	8	19	16	24	7	20	27	18	68	14	9	6	12200	

TOTAL FG%	1st Half: 14:28 50.0%	2nd Half: 8:25 32.0%	Game: 41.5%	DEADBALL
3-Pt. FG%	1st Half: 7:15 46.7%	2nd Half: 1:4 25.0%	Game: 42.1%	REBOUNDS
F Throw %	1st Half: 3:3 100%	2nd Half: 13:21 61.9%	Game: 66.7%	6

Officials: Randy McCall, Larry Spaulding, Michael Irving

Technical fouls: Utah State-None; Brigham Young-None.

Attendance: 13890

Score by Periods	1st	2nd	Total
Utah State	35	28	63
Brigham Young	38	30	68

Points in the paint: USU 22, BYU 20. Points off turnovers: USU 6, BYU 15.

2nd chance points: USU 16, BYU 6. Fast break points: USU 0, BYU 0.

Bench points: USU 9, BYU 7. Score tied 3 times. Lead changed 7 times.

Last FG: USU 2nd:00:07, BYU 2nd:02:47.

Largest lead: USU by 1 1st:19:41, BYU by 10 1st:03:46.

BYU vs. Boise State - Game #9

12/10/08 8:05 pm at Marriott Center, Provo, Utah
VISITORS: Boise State 6-2

#	Player	totfg		3-pt		rebounds					a	b	k	s	min			
		fg	fga	fg	fga	fta	of	de	tp	pf								
03	Okye, Ike	f	4	7	0	0	1	1	1	3	4	1	9	1	1	1	19	
25	Noonan, Paul	f	1	3	1	3	1	2	0	2	2	1	4	2	6	1	0	21
43	Sanchez, Mark	f	4	12	0	1	3	3	6	9	1	9	1	0	0	0	25	
04	Greene, Jamar	g	3	0	1	0	0	0	3	3	4	0	3	3	0	0	26	
11	Thomas, Anthony	g	0	5	0	3	0	0	1	1	4	0	2	6	0	0	20	
01	Rouse, Shawn	0	3	0	3	0	0	0	0	1	1	1	0	0	0	0	7	
12	Gerner, Aaron	g	7	13	2	2	2	0	3	3	1	9	0	0	0	26		
14	Larsen, Nate	0	1	0	1	0	0	0	0	1	0	0	0	0	0	3	3	
20	Imadiy, Sean	1	4	0	0	1	3	2	5	1	2	0	0	0	0	15		
24	Anderson, LaShard	0	5	0	1	0	0	0	4	4	1	0	4	7	0	2	18	
32	Moritz, Zack	3	5	0	0	0	0	3	0	3	1	6	0	0	0	5	5	
50	Cunningham, Kurt	3	5	0	0	1	1	3	0	3	2	7	1	2	0	0	15	
TEAM																		3
Totals			23	66	4	20	6	10	16	27	43	19	56	14	25	2	3	200

TOTAL FG%	1st Half: 12:31 38.7%	2nd Half: 11:35 31.4%	Game: 34.8%	DEADBALL
3-Pt. FG%	1st Half: 4:9 44.4%	2nd Half: 0:11 0.0%	Game: 20.0%	REBOUNDS
F Throw %	1st Half: 1:2 50.0%	2nd Half: 5:8 62.5%	Game: 60.0%	0

HOME TEAM: BYU Cougars 9-0

#	Player	totfg		3-pt		rebounds					a	b	k	s	min			
		fg	fga	fg	fga	fta	of	de	tp	pf								
30	CUMMARD, Lee	f	6	15	2	2	6	6	3	4	7	1	20	4	1	1	0	25
45	TAVERNARI, Jonathan	f	5	12	3	6	0	0	0	8	9	1	13	2	0	1	1	26
54	MILES, Chris	c	2	0	0	0	0	1	3	4	3	0	2	2	2	0	13	
04	EMERY, Jackson	g	5	7	2	4	2	0	2	2	2	14	2	1	0	2	21	
32	FREDETTE, Jimmer	g	10	15	2	2	2	0	0	0	0	23	2	0	0	4	31	
01	ABDUQ, Charles	1	2	0	1	1	4	0	0	0								

2008-09 Box Scores

2008-09 BYU Men's Basketball

BYU vs. Wake Forest – Game #13

1/3/09 8:05 pm at Marriott Center, Provo, Utah
VISITORS: Wake Forest 13-0

##	Player	totfg		3-pt		rebounds					p	a	bks	min			
		fg	fga	fg	fga	fta	of	de	tot	pf					tp		
01	Aminu, Afarouq	f	5	8	1	2	3	1	6	7	4	14	0	3	3	0	33
23	Johnson, James	f	9	14	2	3	5	4	11	15	2	22	2	2	1	31	
13	McFarland, Chas	c	3	7	0	1	3	6	4	5	3	2	3	1	0	27	
00	Teague, Jeff	g	8	12	4	12	4	4	3	4	30	4	1	0	1	37	
42	Williams, L.D.	g	3	9	1	3	4	8	0	1	11	3	1	0	0	27	
02	Clark, Kirby	g	3	9	1	2	3	3	4	5	10	1	1	0	0	2	
04	Hale, Harvey	g	1	3	0	2	0	0	0	3	3	2	0	0	0	9	
10	Smith, Ishmael	g	3	10	2	0	0	1	2	3	4	6	3	2	0	26	
44	Weaver, David	g	0	0	0	0	0	0	0	0	1	0	0	0	0	5	
55	Woods, Tony	g	0	1	0	0	0	0	0	0	0	0	0	0	0	3	
TEAM																	
Totals.....		32	64	5	16	25	36	9	33	42	21	94	14	13	6	200	

TOTAL FG%	1st Half: 17.3%	17.3%	51.5%	2nd Half: 15.3%	15.3%	48.4%	Game: 50.0%	DEADBALL
3Pt. FG%	1st Half: 2.7%	2.7%	28.6%	2nd Half: 3.9%	3.9%	33.3%	Game: 31.3%	REBOUNDS
F Throw %	1st Half: 9.1%	9.1%	81.8%	2nd Half: 16.2%	16.2%	64.0%	Game: 69.4%	5

HOME TEAM: BYU Cougars 11-2

##	Player	totfg		3-pt		rebounds					p	a	bks	min			
		fg	fga	fg	fga	fta	of	de	tot	pf					tp		
30	CUMMARD, Lee	f	6	20	4	5	7	2	6	8	3	17	3	0	1	29	
45	TAVERNARI, Jonathan	f	7	17	4	13	0	4	5	9	2	18	0	1	0	36	
54	MILES, Chris	c	1	3	0	0	0	2	2	4	2	3	1	0	0	17	
04	EMERY, Jackson	g	4	10	2	3	4	4	1	5	4	13	2	0	2	26	
32	FREDETTE, Jimmer	g	9	17	3	6	2	3	1	2	1	23	9	5	2	38	
01	ABDUQ, Charles	g	1	4	0	2	3	4	5	5	10	1	1	0	0	23	
02	MORGAN, JR., Lamont	g	0	0	0	0	0	0	0	0	4	1	0	2	0	6	
05	ROSE, Archie	g	0	0	0	0	0	0	0	0	0	0	0	0	0	3	
15	ANDERSON, James	g	0	0	0	0	0	0	0	0	0	0	0	0	0	+	
34	HARTSOCK, Noah	g	0	0	0	0	0	0	0	0	2	0	0	0	0	1	
53	MACGREGOR, Gavin	g	1	2	0	0	2	3	4	5	4	0	1	0	1	21	
TEAM																	
Totals.....		31	77	10	32	15	20	17	29	46	28	87	21	13	0	6	200

TOTAL FG%	1st Half: 17.3%	17.3%	48.6%	2nd Half: 14.7%	14.7%	33.3%	Game: 40.3%	DEADBALL
3Pt. FG%	1st Half: 6.1%	6.1%	40.0%	2nd Half: 4.4%	4.4%	23.3%	Game: 31.3%	REBOUNDS
F Throw %	1st Half: 8.8	8.8	100%	2nd Half: 7.1	7.1	58.3%	Game: 75.0%	1

Officials: Joe Demayo, Kevin O'Connell, DJ Carstensen

Technical fouls: Wake Forest-McFarland, Chas. BYU Cougars-None.

Attendance: 23066

Score by Periods

Wake Forest	45	49	84
BYU Cougars	48	39	87

Points in the paint-WF 36; BY 35. Points off turnovers-WF 21; BY 25.

2nd chance points-WF 14; BY 17. Fast break points-WF 8; BY 13.

Bench points-WF 8; BY 14. Score tied-10 times. Lead changed-11 times.

Last FG-WF 2nd-01:29, BY 2nd-02:10.

Largest lead-WF by 9 1st-16:47, BY by 8 2nd-14:37.

BYU vs. Western Oregon – Game #14

1/6/09 7:35 pm at Marriott Center, Provo, Utah
VISITORS: Western Oregon 6-5

##	Player	totfg		3-pt		rebounds					p	a	bks	min		
		fg	fga	fg	fga	fta	of	de	tot	pf					tp	
30	KUHNS, Travis	f	5	10	4	7	1	3	1	6	7	2	2	2	0	34
32	RATCLIFF, Stanley	f	6	7	0	0	2	1	12	2	12	0	0	0	1	32
23	MCLAUGHLIN, Mike	c	4	12	0	1	4	0	1	2	2	12	1	5	0	29
03	WHEADON, Blair	g	3	8	1	2	0	0	3	4	2	7	4	2	1	39
24	KELLY, Sam	g	5	17	1	7	0	0	1	3	4	11	2	2	0	39
04	SCHMIDT, Matt	g	1	6	0	2	1	2	1	2	3	3	1	3	0	14
05	HARRIS, Marcus	g	0	1	0	0	0	0	0	0	0	0	0	0	0	1
12	BOURNE, Alex	g	0	0	0	0	0	0	0	0	0	0	0	0	0	1
23	BLOK, Tyler	g	1	3	1	3	1	2	1	1	5	4	1	0	0	8
55	THRASH, Gabe	g	1	0	0	0	0	0	0	0	0	0	0	0	0	3
TEAM																
Totals.....		25	65	7	23	7	13	9	27	36	20	64	11	15	4	200

TOTAL FG%	1st Half: 12.3%	12.3%	38.7%	2nd Half: 13.3%	13.3%	38.2%	Game: 38.5%	DEADBALL
3Pt. FG%	1st Half: 5.1%	5.1%	45.5%	2nd Half: 2.1%	2.1%	16.7%	Game: 30.4%	REBOUNDS
F Throw %	1st Half: 4.7	4.7	57.1%	2nd Half: 3.6	3.6	50.0%	Game: 53.8%	4

HOME TEAM: BYU Cougars 12-2

##	Player	totfg		3-pt		rebounds					p	a	bks	min		
		fg	fga	fg	fga	fta	of	de	tot	pf					tp	
30	CUMMARD, Lee	f	5	11	0	2	2	2	5	5	1	12	3	1	2	27
45	TAVERNARI, Jonathan	g	8	15	2	5	4	6	7	9	0	22	1	1	3	27
54	MILES, Chris	c	1	3	0	0	1	2	4	1	3	0	3	0	2	16
04	EMERY, Jackson	g	0	2	0	0	1	2	1	4	5	1	3	2	0	25
32	FREDETTE, Jimmer	g	5	12	2	3	3	1	2	3	0	13	4	1	0	24
01	ABDUQ, Charles	g	2	6	0	1	0	0	4	4	0	4	1	1	0	19
02	MORGAN, JR., Lamont	g	4	5	2	2	4	0	1	1	1	12	3	1	0	22
05	ROSE, Archie	g	2	4	1	1	6	6	2	3	4	11	0	0	0	17
15	ANDERSON, James	g	0	0	0	0	0	0	0	0	0	0	0	0	0	1
20	PINEGAR, Matthew	g	0	0	0	0	0	0	0	0	0	0	0	0	0	1
34	HARTSOCK, Noah	g	2	3	0	3	4	1	3	4	3	7	0	1	3	17
53	MACGREGOR, Gavin	g	0	0	0	0	0	1	2	0	0	0	0	0	0	4
TEAM																
Totals.....		29	61	5	13	22	29	10	33	9	85	15	11	5	11	200

TOTAL FG%	1st Half: 14.3%	14.3%	43.8%	2nd Half: 15.2%	15.2%	51.7%	Game: 47.5%	DEADBALL
3Pt. FG%	1st Half: 2.6	2.6	33.3%	2nd Half: 3.7	3.7	42.9%	Game: 38.5%	REBOUNDS
F Throw %	1st Half: 12.1	12.1	75.0%	2nd Half: 10.1	10.1	76.9%	Game: 75.9%	2

Officials: Ronnie Hernandez, Duane Allen, Casey McClellan

Technical fouls: Western Oregon-None. BYU Cougars-None.

Attendance: 8885

Score by Periods

Western Oregon	33	31	64
BYU Cougars	42	43	85

Points in the paint-WOU 22; BY 40. Points off turnovers-WOU 8; BY 13.

2nd chance points-WOU 8; BY 14. Fast break points-WOU 2; BY 14.

Bench points-WOU 7; BY 34. Score tied-1 time. Lead changed-1 time.

Last FG-WOU 2nd-02:32, BY 2nd-00:38.

Largest lead-WOU by 11 1st-17:17, BY by 21 2nd-00:38.

BYU at Colorado State – Game #15

1/10/09 1:00 PM at Moby Arena [Fort Collins, Colo.]
VISITORS: BYU 13-2 (1-0)

##	Player	totfg		3-pt		rebounds					p	a	bks	min			
		fg	fga	fg	fga	fta	of	de	tot	pf					tp		
45	TAVERNARI, Jonathan	f	3	9	1	2	0	0	1	4	5	3	7	1	2	0	17
54	MILES, Chris	c	2	3	0	0	2	0	3	1	2	3	2	6	2	2	21
04	EMERY, Jackson	g	3	5	2	4	0	0	0	3	2	8	3	1	2	20	
30	CUMMARD, Lee	g	8	10	2	2	0	0	3	5	8	2	18	2	1	0	23
32	FREDETTE, Jimmer	g	6	12	2	6	1	1	0	3	3	15	4	2	0	21	
01	ABDUQ, Charles	g	3	5	2	2	0	0	1	3	4	1	8	0	2	0	20
02	MORGAN, JR., Lamont	g	5	8	2	2	0	0	3	3	1	11	3	2	0	23	
05	ROSE, Archie	g	2	3	0	0	0	0	0	3	1	4	1	1	0	0	11
15	ANDERSON, James	g	1	0	0	0	0	0	0	0	0	1	0	0	0	5	
20	PINEGAR, Matthew	g	0	0	0	0	0	0	0	0	0	0	0	0	0	3	
34	HARTSOCK, Noah	g	1	0	0	1	2	0	1	1	3	1	3	1	0	12	
53	MACGREGOR, Gavin	g	4	6	0	0	2	1	3	4	8	0	0	1	0	14	

BYU vs. San Diego State – Game #19

1/24/09 7:05 at Marriott Center, Provo, Utah
 VISITORS: San Diego State 13-5, 3-2 MWC

##	Player	totfg		3pt		rebounds							a	to	blk	s	min
		fg	fga	fg	fga	ft	fta	of	de	tot	tp	pa					
03	WILLIAMS, Richie	* 3	8	2	2	1	2	1	5	6	1	9	6	3	0	5	34
15	SPAIN, Kyle	* 2	5	1	3	0	0	1	1	2	3	5	1	1	0	16	
31	WADE, Lorenzo	* 7	18	2	3	2	2	0	2	2	3	18	1	2	0	34	
32	WHITE, Billy	* 2	2	0	0	1	2	1	1	2	1	5	2	0	1	22	
43	AMOROSO, Ryan	* 1	4	0	0	2	4	1	0	1	0	4	0	0	0	16	
21	THOMAS, Mist	0	0	0	0	0	0	0	1	1	2	0	1	0	0	7	
23	GAY, D.J.	1	5	1	3	2	2	0	0	0	3	5	2	0	0	29	
24	SHELTON, Tim	4	9	0	0	3	4	1	1	2	2	11	1	2	0	23	
42	CHERIET, Mehdi	6	8	1	3	1	1	1	2	3	0	14	0	1	0	19	
TEAM								2		3							
Totals.....		26	59	7	14	12	17	8	16	24	15	71	14	9	1	8	200

TOTAL FG%	1st Half: 12-29 41.4%	2nd Half: 14-30 46.7%	Game: 44.1%	DEADBALL
3-Pt. FG%	1st Half: 3-7 42.9%	2nd Half: 4-7 57.1%	Game: 50.0%	REBOUNDS
F Throw %	1st Half: 5-8 62.5%	2nd Half: 7-9 77.8%	Game: 70.6%	2

HOME TEAM: BYU Cougars 15-4, 3-2 MWC

##	Player	totfg		3pt		rebounds							a	to	blk	s	min
		fg	fga	fg	fga	ft	fta	of	de	tot	tp	pa					
30	CUMMARD, Lee	f 6	11	3	4	1	2	1	9	10	2	16	6	4	1	0	38
45	TAVERNARI, Jonathanf	5	10	4	7	2	2	0	4	4	2	16	3	1	1	36	
54	MILES, Chris	c 3	3	0	0	2	3	1	0	1	4	8	1	1	0	0	24
04	EMERY, Jackson	g 3	9	2	5	1	1	0	5	5	1	9	2	1	0	1	27
32	FREDETTE, Jimmer	g 3	6	0	3	2	2	1	5	6	0	8	4	4	0	1	27
01	ABDUL, Charles	1	1	0	0	0	0	0	0	0	0	2	0	1	0	2	
02	MORGAN, JR., Lamont	4	5	2	2	2	2	0	0	0	1	12	5	3	0	0	28
15	ANDERSON, James	2	3	0	0	0	0	1	0	1	3	4	0	1	2	0	7
34	HARTSOCK, Noah	0	1	0	0	0	0	0	1	1	0	0	1	0	0	1	4
53	MADGREGOR, Gavin	1	1	0	0	0	0	1	1	2	3	2	0	1	0	0	7
TEAM								1		4		5					
Totals.....		28	50	11	21	10	12	6	29	35	16	77	22	17	4	4	199

TOTAL FG%	1st Half: 16-27 59.3%	2nd Half: 12-23 52.2%	Game: 56.0%	DEADBALL
3-Pt. FG%	1st Half: 4-9 44.4%	2nd Half: 7-12 58.3%	Game: 52.4%	REBOUNDS
F Throw %	1st Half: 5-5 100%	2nd Half: 5-7 71.4%	Game: 83.3%	1

Officials: Mike Reed, Shawn Lehigh, Bobby McRoy
 Technical fouls: San Diego State-None, BYU Cougars-None.
 Attendance: 13871

Score by Periods	1st	2nd	Total
San Diego State	32	39	71
BYU Cougars	41	36	77

Points in the paint:SDSU 22,BYU 24, Points off turnovers:SDSU 20,BYU 12.
 2nd chance points:SDSU 9,BYU 11, Fast break points:SDSU 6,BYU 2.
 Bench points:SDSU 30,BYU 20, Score tied:1 time, Lead changed:2 times.
 Last FG:SDSU 2nd-00:18, BY 2nd-01:30.
 Largest lead:SDSU by 1 1st-17:32, BY by 12 1st-07:16.



BYU Cougars Combined Team Statistics (as of Jan 24, 2009)
All games

RECORD:	OVERALL	HOME	AWAY	NEUTRAL
ALL GAMES	15-4	9-2	5-1	1-1
CONFERENCE	3-2	2-1	1-1	0-0
NON-CONFERENCE	12-2	7-1	4-0	1-1

##	Player	gp-gs	min	avg	Total		3-Point		F-Throw		Rebounds			pf	dq	a	to	blk	stl	pts	avg	
					fg-fga	fg%	3fg-fga	3fg%	ft-fa	ft%	off	def	tot									
45	TAVERNARI, Jonathan	19-19	585	30.8	125-286	.437	52-147	.354	28-34	.824	23	112	135	7.1	40	0	41	28	8	35	330	17.4
30	CUMMARD, Lee	19-19	585	30.8	123-223	.552	22-52	.423	55-68	.809	32	84	116	6.1	48	1	64	32	15	16	323	17.0
32	FREDETTE, Jimmer	19-18	586	30.8	99-205	.483	28-76	.368	50-60	.833	13	38	51	2.7	19	0	82	51	1	24	276	14.5
04	EMERY, Jackson	19-19	520	27.4	52-107	.486	24-65	.369	27-38	.711	7	70	77	4.1	44	2	61	23	6	25	155	8.2
54	MILES, Chris	19-19	400	21.1	53-80	.663	0-0	.000	21-46	.457	24	46	70	3.7	52	2	25	30	12	11	127	6.7
02	MORGAN, JR, Lamont	19-1	344	18.1	31-60	.517	12-24	.500	16-26	.615	8	25	33	1.7	26	0	32	35	0	11	90	4.7
01	ABOUO, Charles	19-0	246	12.9	21-48	.438	6-15	.400	22-30	.733	7	33	40	2.1	22	1	11	17	2	5	70	3.7
05	ROSE, Archie	11-0	100	9.1	7-19	.368	2-3	.667	21-25	.840	11	19	30	2.7	13	0	3	4	0	2	37	3.4
53	MACGREGOR, Gavin	17-0	184	10.8	17-26	.654	0-0	.000	16-28	.571	17	27	44	2.6	38	2	2	7	4	2	50	2.9
15	ANDERSON, James	14-0	100	7.1	12-23	.522	0-0	.000	2-5	.400	8	11	19	1.4	23	0	3	2	10	3	26	1.9
34	HARTSOCK, Noah	13-0	109	8.4	8-17	.471	0-0	.000	7-10	.700	8	14	22	1.7	16	0	3	3	4	3	23	1.8
20	PINEGAR, Matthew	9-0	41	4.6	1-6	.167	0-5	.000	0-0	.000	0	2	2	0.2	1	0	1	6	0	2	2	0.2
Team											25	40	65									
Total.....		19	3800		549-1100	.499	146-387	.377	265-370	.716	183	521	704	37.1	342	8	328	238	62	139	1509	79.4
Opponents.....		19	3800		446-1092	.408	106-350	.303	250-368	.679	186	426	612	32.2	343	6	220	269	39	112	1248	65.7

TEAM STATISTICS	BY	OPP	Date	Opponent	Score	Att.
SCORING	1509	1248	11/14/08	LONG BEACH STATE	w 75-65	15753
Points per game	79.4	65.7	11/18/08	at Pepperdine	w 82-53	1642
Scoring margin	+13.7	-	11/20/08	NORTH FLORIDA	w 74-41	7778
FIELD GOALS-ATT	549-1100	446-1092	11/21/08	RICE	w 83-52	9277
Field goal pct	.499	.408	11/22/08	CAL POLY	w 76-64	7782
3 POINT FG-ATT	146-387	106-350	11-29-08	at Idaho State	w 85-65	4374
3-point FG pct	.377	.303	12-03-08	at Weber State	w 92-62	5672
3-pt FG made per game	7.7	5.6	12/06/08	vs Utah State	w 68-63	13890
FREE THROWS-ATT	265-370	250-368	12/10/08	BOISE STATE	w 94-56	10506
Free throw pct	.716	.679	12/13/08	PORTLAND PILOTS	w 91-76	9418
F-Throws made per game	13.9	13.2	12-20-08	vs Arizona State	L 75-76	10431
REBOUNDS	704	612	12/30/08	at Tulsa	w 74-68	5545
Rebounds per game	37.1	32.2	1/3/09	WAKE FOREST	L 87-94	23096
Rebounding margin	+4.8	-	1/6/09	WESTERN OREGON	w 85-64	8885
ASSISTS	328	220	* 1/10/09	at Colorado State	w 86-60	2958
Assists per game	17.3	11.6	* 1/13/09	TCU HORNED FROGS	w 73-61	11065
TURNOVERS	238	269	* 01/17/09	at New Mexico	L 62-81	15277
Turnovers per game	12.5	14.2	* 1/21/09	UNLV	L 70-76	12853
Turnover margin	+1.6	-	* 1/24/09	SAN DIEGO STATE	w 77-71	13871
Assist/turnover ratio	1.4	0.8	* - Conference game			
STEALS	139	112				
Steals per game	7.3	5.9				
BLOCKS	62	39				
Blocks per game	3.3	2.1				
ATTENDANCE	130284	59789				
Home games-Avg/Game	11-11844	6-5911				
Neutral site-Avg/Game	-	2-12160				

Score by Periods	1st	2nd	Totals
BYU Cougars	755	754	1509
Opponents	592	656	1248

BYU Cougars Category Leaders (as of Jan 24, 2009)
All games

Points	G	Pts	Pts/G	Scoring Average	G	Pts	Avg/G
TAVERNARI, Jonathan	19	330	17.4	TAVERNARI, Jonathan	19	330	17.4
CUMMARD, Lee	19	323	17.0	CUMMARD, Lee	19	323	17.0
FREDETTE, Jimmer	19	276	14.5	FREDETTE, Jimmer	19	276	14.5
EMERY, Jackson	19	155	8.2	EMERY, Jackson	19	155	8.2
MILES, Chris	19	127	6.7	MILES, Chris	19	127	6.7
MORGAN,JR, Lamont	19	90	4.7	MORGAN,JR, Lamont	19	90	4.7
ABOOU, Charles	19	70	3.7	ABOOU, Charles	19	70	3.7
MACGREGOR, Gavin	17	50	2.9	ROSE, Archie	11	37	3.4
ROSE, Archie	11	37	3.4	MACGREGOR, Gavin	17	50	2.9
ANDERSON, James	14	26	1.9	ANDERSON, James	14	26	1.9
HARTSOCK, Noah	13	23	1.8	HARTSOCK, Noah	13	23	1.8
PINEGAR, Matthew	9	2	0.2	PINEGAR, Matthew	9	2	0.2

FG Percentage	FG	Att	Pct	Field Goal Attempts	G	Att	Att/G
MILES, Chris	53	80	.663	TAVERNARI, Jonathan	19	286	15.1
MACGREGOR, Gavin	17	26	.654	CUMMARD, Lee	19	223	11.7
CUMMARD, Lee	123	223	.552	FREDETTE, Jimmer	19	205	10.8
ANDERSON, James	12	23	.522	EMERY, Jackson	19	107	5.6
MORGAN,JR, Lamont	31	60	.517	MILES, Chris	19	80	4.2
EMERY, Jackson	52	107	.486	Field Goals Made	G	Made	Made/G
FREDETTE, Jimmer	99	205	.483	TAVERNARI, Jonathan	19	125	6.6
HARTSOCK, Noah	8	17	.471	CUMMARD, Lee	19	123	6.5
ABOOU, Charles	21	48	.438	FREDETTE, Jimmer	19	99	5.2
TAVERNARI, Jonathan	125	286	.437	MILES, Chris	19	53	2.8
ROSE, Archie	7	19	.368	EMERY, Jackson	19	52	2.7
PINEGAR, Matthew	1	6	.167				

3-Point Percentage	3FG	Att	Pct	3-Point FG Attempts	G	Att	Att/G
ROSE, Archie	2	3	.667	TAVERNARI, Jonathan	19	147	7.7
MORGAN,JR, Lamont	12	24	.500	FREDETTE, Jimmer	19	76	4.0
CUMMARD, Lee	22	52	.423	EMERY, Jackson	19	65	3.4
ABOOU, Charles	6	15	.400	CUMMARD, Lee	19	52	2.7
EMERY, Jackson	24	65	.369	MORGAN,JR, Lamont	19	24	1.3
FREDETTE, Jimmer	28	76	.368	3-Point FG Made	G	Made	Made/G
TAVERNARI, Jonathan	52	147	.354	TAVERNARI, Jonathan	19	52	2.7
PINEGAR, Matthew	0	5	.000	FREDETTE, Jimmer	19	28	1.5
				EMERY, Jackson	19	24	1.3
				CUMMARD, Lee	19	22	1.2
				MORGAN,JR, Lamont	19	12	0.6

Free Throw Percent	FG	Att	Pct	Free Throw Attempts	G	Att	Att/G
ROSE, Archie	21	25	.840	CUMMARD, Lee	19	68	3.6
FREDETTE, Jimmer	50	60	.833	FREDETTE, Jimmer	19	60	3.2
TAVERNARI, Jonathan	28	34	.824	MILES, Chris	19	46	2.4
CUMMARD, Lee	55	68	.809	EMERY, Jackson	19	38	2.0
ABOOU, Charles	22	30	.733	TAVERNARI, Jonathan	19	34	1.8
EMERY, Jackson	27	38	.711	Free Throws Made	G	Made	Made/G
HARTSOCK, Noah	7	10	.700	CUMMARD, Lee	19	55	2.9
MORGAN,JR, Lamont	16	26	.615	FREDETTE, Jimmer	19	50	2.6
MACGREGOR, Gavin	16	28	.571	TAVERNARI, Jonathan	19	28	1.5
MILES, Chris	21	46	.457	EMERY, Jackson	19	27	1.4
ANDERSON, James	2	5	.400	ABOOU, Charles	19	22	1.2

BYU Cougars Category Leaders (as of Jan 24, 2009)
All games

Rebounds	G	Reb	Reb/G
TAVERNARI, Jonathan	19	135	7.1
CUMMARD, Lee	19	116	6.1
EMERY, Jackson	19	77	4.1
MILES, Chris	19	70	3.7
FREDETTE, Jimmer	19	51	2.7

Assists	G	No.	Ast/G
FREDETTE, Jimmer	19	82	4.3
CUMMARD, Lee	19	64	3.4
EMERY, Jackson	19	61	3.2
TAVERNARI, Jonathan	19	41	2.2
MORGAN, JR, Lamont	19	32	1.7

Rebound Average	G	Reb	Avg/G
TAVERNARI, Jonathan	19	135	7.1
CUMMARD, Lee	19	116	6.1
EMERY, Jackson	19	77	4.1
MILES, Chris	19	70	3.7
ROSE, Archie	11	30	2.7

Steals	G	No.	Stl/G
TAVERNARI, Jonathan	19	35	1.8
EMERY, Jackson	19	25	1.3
FREDETTE, Jimmer	19	24	1.3
CUMMARD, Lee	19	16	0.8
MORGAN, JR, Lamont	19	11	0.6
MILES, Chris	19	11	0.6

Offensive Rebounds	G	No.	Avg/G
CUMMARD, Lee	19	32	1.7
MILES, Chris	19	24	1.3
TAVERNARI, Jonathan	19	23	1.2
MACGREGOR, Gavin	17	17	1.0
FREDETTE, Jimmer	19	13	0.7

Blocked Shots	G	No.	Blk/G
CUMMARD, Lee	19	15	0.8
MILES, Chris	19	12	0.6
ANDERSON, James	14	10	0.7
TAVERNARI, Jonathan	19	8	0.4
EMERY, Jackson	19	6	0.3

Defensive Rebounds	G	No.	Avg/G
TAVERNARI, Jonathan	19	112	5.9
CUMMARD, Lee	19	84	4.4
EMERY, Jackson	19	70	3.7
MILES, Chris	19	46	2.4
FREDETTE, Jimmer	19	38	2.0

Minutes	G	No.	Min/G
FREDETTE, Jimmer	19	586	30.8
TAVERNARI, Jonathan	19	585	30.8
CUMMARD, Lee	19	585	30.8
EMERY, Jackson	19	520	27.4
MILES, Chris	19	400	21.1

Fouls	G	No.	Per/G
MILES, Chris	19	52	2.7
CUMMARD, Lee	19	48	2.5
EMERY, Jackson	19	44	2.3
TAVERNARI, Jonathan	19	40	2.1
MACGREGOR, Gavin	17	38	2.2

Turnovers	G	No.	TO/G
FREDETTE, Jimmer	19	51	2.7
MORGAN, JR, Lamont	19	35	1.8
CUMMARD, Lee	19	32	1.7
MILES, Chris	19	30	1.6
TAVERNARI, Jonathan	19	28	1.5

Foulsouts	G	No.
MACGREGOR, Gavin	17	2
MILES, Chris	19	2
EMERY, Jackson	19	2
CUMMARD, Lee	19	1
ABOUO, Charles	19	1

BYU Cougars Overall/Conference Statistics (as of Jan 24, 2009)
All games

SUMMARY	Overall Statistics										Conference Statistics									
	gp-gs	min/g	fg%	3fg%	ft%	r/g	a/g	stl	blk	pts/g	gp-gs	min/g	fg%	3fg%	ft%	r/g	a/g	stl	blk	pts/g
TAVERNARI, Jonathan	19-19	30.8	.437	.354	.824	7.1	2.2	35	8	17.4	5-5	29.6	.382	.394	1.000	6.0	1.6	10	2	14.2
CUMMARD, Lee	19-19	30.8	.552	.423	.809	6.1	3.4	16	15	17.0	5-5	33.6	.545	.545	.778	6.6	3.6	3	5	14.6
FREDETTE, Jimmer	19-18	30.8	.483	.368	.833	2.7	4.3	24	1	14.5	5-5	31.4	.418	.273	.889	4.0	3.8	4	1	13.6
EMERY, Jackson	19-19	27.4	.486	.369	.711	4.1	3.2	25	6	8.2	5-5	27.6	.406	.286	.727	4.6	3.0	6	2	8.0
MILES, Chris	19-19	21.1	.663	.000	.457	3.7	1.3	11	12	6.7	5-5	22.0	.643	.000	.500	2.8	1.0	2	4	4.6
MORGAN, JR, Lamont	19-1	18.1	.517	.500	.615	1.7	1.7	11	0	4.7	5-0	19.6	.650	.571	.600	1.6	2.2	2	0	6.6
ABOUO, Charles	19-0	12.9	.438	.400	.733	2.1	0.6	5	2	3.7	5-0	8.6	.600	.600	.500	0.8	0.2	0	0	3.2
ROSE, Archie	11-0	9.1	.368	.667	.840	2.7	0.3	2	0	3.4	3-0	12.0	.333	.000	1.000	2.7	0.7	0	0	4.0
MACGREGOR, Gavin	17-0	10.8	.654	.000	.571	2.6	0.1	2	4	2.9	5-0	12.2	.722	.000	.143	3.8	0.0	0	1	5.4
ANDERSON, James	14-0	7.1	.522	.000	.400	1.4	0.2	3	10	1.9	3-0	5.3	.500	.000	.000	0.3	0.0	1	2	1.3
HARTSOCK, Noah	13-0	8.4	.471	.000	.700	1.7	0.2	3	4	1.8	4-0	5.5	.000	.000	.500	0.8	0.3	2	0	0.3
PINEGAR, Matthew	9-0	4.6	.167	.000	.000	0.2	0.1	2	0	0.2	1-0	3.0	.000	.000	.000	0.0	0.0	0	0	0.0
Totals	19		.499	.377	.716	37.1	17.3	139	62	79.4	5		.479	.380	.711	35.8	16.0	30	17	73.6
Opponent	19		.408	.303	.679	32.2	11.6	112	39	65.7	5		.423	.337	.716	32.4	10.6	30	12	69.8

SCORING	Overall Statistics								Conference Statistics							
	fg-fga	fg%	3fg-fga	3fg%	ft-fta	ft%	pts	pts/g	fg-fga	fg%	3fg-fga	3fg%	ft-fta	ft%	pts	pts/g
TAVERNARI, Jonathan	125-286	.437	52-147	.354	28-34	.824	330	17.4	26-68	.382	13-33	.394	6-6	1.000	71	14.2
CUMMARD, Lee	123-223	.552	22-52	.423	55-68	.809	323	17.0	30-55	.545	6-11	.545	7-9	.778	73	14.6
FREDETTE, Jimmer	99-205	.483	28-76	.368	50-60	.833	276	14.5	23-55	.418	6-22	.273	16-18	.889	68	13.6
EMERY, Jackson	52-107	.486	24-65	.369	27-38	.711	155	8.2	13-32	.406	6-21	.286	8-11	.727	40	8.0
MILES, Chris	53-80	.663	0-0	.000	21-46	.457	127	6.7	9-14	.643	0-0	.000	5-10	.500	23	4.6
MORGAN, JR, Lamont	31-60	.517	12-24	.500	16-26	.615	90	4.7	13-20	.650	4-7	.571	3-5	.600	33	6.6
ABOUO, Charles	21-48	.438	6-15	.400	22-30	.733	70	3.7	6-10	.600	3-5	.600	1-2	.500	16	3.2
ROSE, Archie	7-19	.368	2-3	.667	21-25	.840	37	3.4	3-9	.333	0-1	.000	6-6	1.000	12	4.0
MACGREGOR, Gavin	17-26	.654	0-0	.000	16-28	.571	50	2.9	13-18	.722	0-0	.000	1-7	.143	27	5.4
ANDERSON, James	12-23	.522	0-0	.000	2-5	.400	26	1.9	2-4	.500	0-0	.000	0-0	.000	4	1.3
HARTSOCK, Noah	8-17	.471	0-0	.000	7-10	.700	23	1.8	0-3	.000	0-0	.000	1-2	.500	1	0.3
PINEGAR, Matthew	1-6	.167	0-5	.000	0-0	.000	2	0.2	0-0	.000	0-0	.000	0-0	.000	0	0.0
Totals	549-1100	.499	146-387	.377	265-370	.716	1509	79.4	138-288	.479	38-100	.380	54-76	.711	368	73.6
Opponent	446-1092	.408	106-350	.303	250-368	.679	1248	65.7	119-281	.423	28-83	.337	83-116	.716	349	69.8

TOTALS	Overall Statistics										Conference Statistics									
	o-reb	d-reb	total	pf	fo	a	to	a/to	hi	pts	o-reb	d-reb	total	pf	fo	a	to	a/to	hi	pts
TAVERNARI, Jonathan	23	112	135	40	0	41	28	1.5	25	25	5	25	30	12	0	8	9	0.9	21	21
CUMMARD, Lee	32	84	116	48	1	64	32	2.0	36	8	25	33	12	0	18	10	1.8	22	22	
FREDETTE, Jimmer	13	38	51	19	0	82	51	1.6	23	4	16	20	4	0	19	15	1.3	19	19	
EMERY, Jackson	7	70	77	44	2	61	23	2.7	15	1	22	23	10	0	15	5	3.0	11	11	
MILES, Chris	24	46	70	52	2	25	30	0.8	24	7	7	14	13	0	5	11	0.5	8	8	
MORGAN, JR, Lamont	8	25	33	26	0	32	35	0.9	12	5	3	8	10	0	11	7	1.6	12	12	
ABOUO, Charles	7	33	40	22	1	11	17	0.6	10	1	3	4	7	0	1	5	0.2	8	8	
ROSE, Archie	11	19	30	13	0	3	4	0.8	11	2	6	8	5	0	2	2	1.0	8	8	
MACGREGOR, Gavin	17	27	44	38	2	2	7	0.3	11	10	9	19	13	0	0	1	0.0	11	11	
ANDERSON, James	8	11	19	23	0	3	2	1.5	10	1	0	1	5	0	0	1	0.0	4	4	
HARTSOCK, Noah	8	14	22	16	0	3	3	1.0	7	1	2	3	3	0	1	0	0.0	1	1	
PINEGAR, Matthew	0	2	2	1	0	1	6	0.2	2	0	0	0	0	0	0	2	0.0	0	0	
Totals	183	521	704	342	8	328	238	1.4	94	50	129	179	94	0	80	68	1.2	86	86	
Opponent	186	426	612	343	6	220	269	0.8	94	49	113	162	78	0	53	61	0.9	81	81	

BYU Cougars Team Game-by-Game (as of Jan 24, 2009)
All games

TEAM STATISTICS

Opponent	Date	Score		Total		3-Pointers		Free throws		Rebounds				pf	a	t/o	blk	stl	pts	avg
				fg-fga	pct	3fg-fga	pct	ft-fta	pct	off	def	tot	avg							
LONG BEACH STATE	11/14/08	75-65	W	26-60	.433	6-23	.261	17-27	.630	10	33	43	43.0	14	17	11	5	3	75	75.0
at Pepperdine	11/18/08	82-53	W	26-50	.520	6-21	.286	24-28	.857	9	27	36	39.5	17	19	16	2	10	82	78.5
NORTH FLORIDA	11/20/08	74-41	W	31-62	.500	8-22	.364	4-10	.400	12	33	45	41.3	15	21	10	3	6	74	77.0
RICE	11/21/08	83-52	W	30-54	.556	12-22	.545	11-16	.688	8	23	31	38.8	17	22	11	1	9	83	78.5
CAL POLY	11/22/08	76-64	W	33-63	.524	3-15	.200	7-8	.875	11	33	44	39.8	17	18	16	3	4	76	78.0
at Idaho State	11-29-08	85-65	W	30-53	.566	8-21	.381	17-23	.739	8	25	33	38.7	21	18	11	2	11	85	79.2
at Weber State	12-03-08	92-62	W	35-61	.574	11-25	.440	11-13	.846	9	27	36	38.3	18	20	6	2	5	92	81.0
vs Utah State	12/06/08	68-63	W	22-53	.415	8-19	.421	16-24	.667	7	20	27	36.9	18	14	9	6	12	68	79.4
BOISE STATE	12/10/08	94-56	W	35-66	.530	10-18	.556	14-23	.609	9	31	40	37.2	12	17	10	9	12	94	81.0
PORTLAND PILOTS	12/13/08	91-76	W	29-47	.617	8-18	.444	25-33	.758	8	23	31	36.6	20	18	17	2	6	91	82.0
vs Arizona State	12-20-08	75-76	L	26-52	.500	10-26	.385	13-19	.684	8	23	31	36.1	26	19	16	2	8	75	81.4
at Tulsa	12/30/08	74-68	W	28-53	.528	3-12	.250	15-21	.714	7	32	39	36.3	16	9	13	3	6	74	80.8
WAKE FOREST	1/3/09	87-94	L	31-77	.403	10-32	.313	15-20	.750	17	29	46	37.1	28	21	13	0	6	87	81.2
WESTERN OREGON	1/6/09	85-64	W	29-61	.475	5-13	.385	22-29	.759	10	33	43	37.5	9	15	11	5	11	85	81.5
at Colorado State	1/10/09	86-60	W	36-63	.571	10-19	.526	4-8	.500	10	28	38	37.5	22	16	16	5	10	86	81.8
TCU HORNED FROGS	1/13/09	73-61	W	28-58	.483	4-18	.222	13-19	.684	10	28	38	37.6	21	18	8	3	5	73	81.2
at New Mexico	01/17/09	62-81	L	21-54	.389	6-21	.286	14-21	.667	11	24	35	37.4	17	12	14	3	5	62	80.1
UNLV	1/21/09	70-76	L	25-63	.397	7-21	.333	13-16	.813	13	20	33	37.2	18	12	13	2	6	70	79.6
SAN DIEGO STATE	1/24/09	77-71	W	28-50	.560	11-21	.524	10-12	.833	6	29	35	37.1	16	22	17	4	4	77	79.4
BYU Cougars		1509		549-1100	.499	146-387	.377	265-370	.716	183	521	704	37.1	342	328	238	62	139	1509	79.4
Opponents		1248		446-1092	.408	106-350	.303	250-368	.679	186	426	612	32.2	343	220	269	39	112	1248	65.7

Games played: 19
Points/game: 79.4
FG Pct: 49.9
3FG Pct: 37.7
FT Pct: 71.6

Rebounds/game: 37.1
Assists/game: 17.3
Turnovers/game: 12.5
Assist/turnover ratio: 1.4
Steals/game: 7.3
Blocks/game: 3.3

BYU Cougars Opponent Game-by-Game (as of Jan 24, 2009)
All games

OPPONENT STATISTICS

Opponent	Date	Score		Total		3-Pointers		Free throws		Rebounds				pf	a	t/o	blk	stl	pts	avg
				fg-fga	pct	3fg-fga	pct	ft-fta	pct	off	def	tot	avg							
LONG BEACH STATE	11/14/08	75-65	W	25-61	.410	8-22	.364	7-14	.500	7	29	36	36.0	19	15	10	1	6	65	65.0
at Pepperdine	11/18/08	82-53	W	19-53	.358	5-14	.357	10-13	.769	8	16	24	30.0	24	10	18	1	7	53	59.0
NORTH FLORIDA	11/20/08	74-41	W	16-52	.308	3-14	.214	6-9	.667	5	22	27	29.0	14	6	16	0	8	41	53.0
RICE	11/21/08	83-52	W	20-52	.385	6-20	.300	6-10	.600	9	19	28	28.8	15	9	18	1	6	52	52.8
CAL POLY	11/22/08	76-64	W	23-59	.390	6-19	.316	12-16	.750	6	20	26	28.2	16	13	12	3	7	64	55.0
at Idaho State	11-29-08	85-65	W	23-56	.411	5-14	.357	14-26	.538	14	17	31	28.7	18	15	13	0	4	65	56.7
at Weber State	12-03-08	92-62	W	21-46	.457	5-19	.263	15-23	.652	2	19	21	27.6	18	7	15	2	1	62	57.4
vs Utah State	12/06/08	68-63	W	21-52	.404	5-22	.227	16-19	.842	14	25	39	29.0	20	15	17	2	5	63	58.1
BOISE STATE	12/10/08	94-56	W	23-66	.348	4-20	.200	6-10	.600	16	27	43	30.6	19	14	25	2	3	56	57.9
PORTLAND PILOTS	12/13/08	91-76	W	28-61	.459	10-26	.385	10-15	.667	12	15	27	30.2	26	15	15	1	7	76	59.7
vs Arizona State	12-20-08	75-76	L	25-52	.481	5-17	.294	21-31	.677	11	21	32	30.4	18	15	14	2	8	76	61.2
at Tulsa	12/30/08	74-68	W	26-72	.361	4-21	.190	12-17	.706	15	23	38	31.0	17	8	7	2	8	68	61.8
WAKE FOREST	1/3/09	87-94	L	32-64	.500	5-16	.313	25-36	.694	9	33	42	31.8	21	14	13	6	6	94	64.2
WESTERN OREGON	1/6/09	85-64	W	25-65	.385	7-23	.304	7-13	.538	9	27	36	32.1	20	11	15	4	6	64	64.2
at Colorado State	1/10/09	86-60	W	20-58	.345	3-16	.188	17-24	.708	13	20	33	32.2	11	5	19	4	7	60	63.9
TCU HORNED FROGS	1/13/09	73-61	W	22-54	.407	6-21	.286	11-21	.524	9	25	34	32.3	19	9	11	0	2	61	63.8
at New Mexico	01/17/09	62-81	L	26-58	.448	7-18	.389	22-25	.880	9	25	34	32.4	18	14	7	4	4	81	64.8
UNLV	1/21/09	70-76	L	25-52	.481	5-14	.357	21-29	.724	10	27	37	32.7	15	11	15	3	9	76	65.4
SAN DIEGO STATE	1/24/09	77-71	W	26-59	.441	7-14	.500	12-17	.706	8	16	24	32.2	15	14	9	1	8	71	65.7
Opponents		1248		446-1092	.408	106-350	.303	250-368	.679	186	426	612	32.2	343	220	269	39	112	1248	65.7
BYU Cougars		1509		549-1100	.499	146-387	.377	265-370	.716	183	521	704	37.1	342	328	238	62	139	1509	79.4

Games played: 19
Points/game: 65.7
FG Pct: 40.8
3FG Pct: 30.3
FT Pct: 67.9

Rebounds/game: 32.2
Assists/game: 11.6
Turnovers/game: 14.2
Assist/turnover ratio: 0.8
Steals/game: 5.9
Blocks/game: 2.1

BYU Cougars Points-Rebounds-Assists (as of Jan 24, 2009)
All games

Opponent	Date	Score		01	02	04	05	15	20	30
				ABOUO,CHAR	MORGAN,JR,	EMERY,JACK	ROSE,ARCHI	ANDERSON,J	PINEGAR,MA	CUMMARD,LE
LONG BEACH STATE	11/14/08	75-65	w	0-2-0	0-3-2	3-5-3	DNP	DNP	DNP	36-11-4
at Pepperdine	11/18/08	82-53	w	9-2-1	0-3-2	9-2-9	DNP	0-1-0	0-0-0	13-5-1
NORTH FLORIDA	11/20/08	74-41	w	9-4-1	4-1-2	8-1-5	DNP	2-5-0	2-2-1	7-12-1
RICE	11/21/08	83-52	w	9-2-2	10-0-4	8-5-3	DNP	4-2-0	0-0-0	13-1-3
CAL POLY	11/22/08	76-64	w	3-4-1	3-1-1	9-3-3	DNP	0-1-0	DNP	28-9-2
at Idaho State	11-29-08	85-65	w	3-3-0	2-3-1	15-4-2	DNP	0-1-0	0-0-0	17-4-3
at Weber State	12-03-08	92-62	w	2-2-1	9-2-1	6-2-2	0-6-0	6-1-0	0-0-0	30-4-3
vs Utah State	12/06/08	68-63	w	0-0-0	0-1-0	9-6-3	0-0-0	0-0-0	DNP	6-1-6
BOISE STATE	12/10/08	94-56	w	3-0-0	8-2-2	14-2-2	3-5-1	10-7-2	0-0-0	20-7-4
PORTLAND PILOTS	12/13/08	91-76	w	1-0-0	7-1-1	10-5-4	5-2-0	0-0-1	0-0-0	12-8-5
vs Arizona State	12-20-08	75-76	L	0-2-1	0-2-0	5-3-3	6-5-0	DNP	DNP	13-6-6
at Tulsa	12/30/08	74-68	w	1-6-1	2-1-0	5-6-1	0-1-0	DNP	DNP	26-2-2
WAKE FOREST	1/3/09	87-94	L	10-5-1	0-4-2	13-5-3	0-0-0	0-0-0	DNP	17-8-3
WESTERN OREGON	1/6/09	85-64	w	4-4-1	12-1-3	1-5-3	11-3-0	0-0-0	0-0-0	12-5-3
at Colorado State	1/10/09	86-60	w	8-4-0	11-3-3	8-3-3	4-3-1	0-0-0	0-0-0	18-8-2
TCU HORNED FROGS	1/13/09	73-61	w	0-0-0	1-5-1	11-5-4	8-4-1	DNP	DNP	22-7-3
at New Mexico	01/17/09	62-81	L	3-0-0	5-0-1	1-6-2	0-1-0	0-0-0	DNP	7-6-3
UNLV	1/21/09	70-76	L	3-0-1	4-0-1	11-4-4	DNP	DNP	DNP	10-2-4
SAN DIEGO STATE	1/24/09	77-71	w	2-0-0	12-0-5	9-5-2	DNP	4-1-0	DNP	16-10-6

Opponent	Date	Score		32	34	45	53	54
				FREDETTE,J	HARTSOCK,N	TAVERNARI,	MACGREGOR,	MILES,CHRI
LONG BEACH STATE	11/14/08	75-65	w	8-3-3	0-2-0	19-7-5	0-0-0	9-6-0
at Pepperdine	11/18/08	82-53	w	16-1-5	6-2-0	17-10-1	2-0-0	10-3-0
NORTH FLORIDA	11/20/08	74-41	w	4-1-6	4-4-0	25-5-4	0-4-0	9-3-1
RICE	11/21/08	83-52	w	13-4-5	4-5-0	18-5-1	1-0-1	3-5-3
CAL POLY	11/22/08	76-64	w	9-2-5	0-2-2	0-10-3	DNP	24-6-1
at Idaho State	11-29-08	85-65	w	19-4-6	DNP	23-6-4	2-2-0	4-5-2
at Weber State	12-03-08	92-62	w	18-2-7	DNP	11-7-6	2-2-0	8-3-0
vs Utah State	12/06/08	68-63	w	16-5-2	DNP	24-9-1	7-2-1	6-1-1
BOISE STATE	12/10/08	94-56	w	23-0-2	DNP	13-8-2	DNP	0-4-2
PORTLAND PILOTS	12/13/08	91-76	w	17-3-3	1-0-0	25-6-0	1-1-0	12-3-4
vs Arizona State	12-20-08	75-76	L	16-0-4	DNP	24-4-4	4-4-0	7-2-1
at Tulsa	12/30/08	74-68	w	13-1-2	0-0-0	20-10-1	0-3-0	7-7-2
WAKE FOREST	1/3/09	87-94	L	23-2-9	0-0-0	18-9-0	4-5-0	2-4-3
WESTERN OREGON	1/6/09	85-64	w	13-3-4	7-4-0	22-9-1	0-2-0	3-4-0
at Colorado State	1/10/09	86-60	w	15-3-4	1-1-0	7-5-1	8-4-0	6-3-2
TCU HORNED FROGS	1/13/09	73-61	w	11-4-6	DNP	14-2-1	4-5-0	2-1-2
at New Mexico	01/17/09	62-81	L	15-3-4	0-0-0	13-6-2	11-7-0	7-3-0
UNLV	1/21/09	70-76	L	19-4-1	0-1-0	21-13-1	2-1-0	0-6-0
SAN DIEGO STATE	1/24/09	77-71	w	8-6-4	0-1-1	16-4-3	2-2-0	8-1-1

BYU Cougars Game-by-Game Highs (as of Jan 24, 2009)
All games

Opponent	Date	Score	Points	Rebounds	Assists	Steals	Blocked shots
LONG BEACH STATE	11/14/08	75-65	36-CUMMARD, Lee	11-CUMMARD, Lee	5-TAVERNARI, Jonat	2-CUMMARD, Lee	4-CUMMARD, Lee
at Pepperdine	11/18/08	82-53	17-TAVERNARI, Jona	10-TAVERNARI, Jona	9-EMERY, Jackson	3-TAVERNARI, Jonat	1-ABOUO, Charles TAVERNARI, Jonat
NORTH FLORIDA	11/20/08	74-41	25-TAVERNARI, Jona	12-CUMMARD, Lee	6-FREDETTE, Jimme	3-FREDETTE, Jimme	3-ANDERSON, Jame
RICE	11/21/08	83-52	18-TAVERNARI, Jona	5-HARTSOCK, Noah EMERY, Jackson MILES, Chris TAVERNARI, Jonat	5-FREDETTE, Jimme	3-FREDETTE, Jimme TAVERNARI, Jonat	1-CUMMARD, Lee
CAL POLY	11/22/08	76-64	28-CUMMARD, Lee	10-TAVERNARI, Jona	5-FREDETTE, Jimme	1-TAVERNARI, Jonat MILES, Chris EMERY, Jackson MORGAN, JR., Lam	2-MILES, Chris
at Idaho State	11-29-08	85-65	23-TAVERNARI, Jona	6-TAVERNARI, Jonat	6-FREDETTE, Jimme	3-CUMMARD, Lee EMERY, Jackson	1-CUMMARD, Lee MILES, Chris
at Weber State	12-03-08	92-62	30-CUMMARD, Lee	7-TAVERNARI, Jonat	7-FREDETTE, Jimme	2-EMERY, Jackson	2-MILES, Chris
vs Utah State	12/06/08	68-63	24-TAVERNARI, Jona	9-TAVERNARI, Jonat	6-CUMMARD, Lee	5-EMERY, Jackson	2-MACGREGOR, Ga
BOISE STATE	12/10/08	94-56	23-FREDETTE, Jimm	8-TAVERNARI, Jonat	4-CUMMARD, Lee	4-FREDETTE, Jimme	5-ANDERSON, Jame
PORTLAND PILOTS	12/13/08	91-76	25-TAVERNARI, Jona	8-CUMMARD, Lee	5-CUMMARD, Lee	2-MILES, Chris FREDETTE, Jimmer	1-EMERY, Jackson MACGREGOR, Gav
vs Arizona State	12-20-08	75-76	24-TAVERNARI, Jona	6-CUMMARD, Lee	6-CUMMARD, Lee	2-EMERY, Jackson FREDETTE, Jimmer	1-CUMMARD, Lee TAVERNARI, Jonat
at Tulsa	12/30/08	74-68	26-CUMMARD, Lee	10-TAVERNARI, Jona	2-MILES, Chris CUMMARD, Lee FREDETTE, Jimmer	4-TAVERNARI, Jonat	1-TAVERNARI, Jonat EMERY, Jackson CUMMARD, Lee
WAKE FOREST	1/3/09	87-94	23-FREDETTE, Jimm	9-TAVERNARI, Jonat	9-FREDETTE, Jimme	2-FREDETTE, Jimme EMERY, Jackson	None
WESTERN OREGON	1/6/09	85-64	22-TAVERNARI, Jona	9-TAVERNARI, Jonat	4-FREDETTE, Jimme	3-TAVERNARI, Jonat	3-HARTSOCK, Noah
at Colorado State	1/10/09	86-60	18-CUMMARD, Lee	8-CUMMARD, Lee	4-FREDETTE, Jimme	2-EMERY, Jackson FREDETTE, Jimmer MILES, Chris	2-MILES, Chris
TCU HORNED FROGS	1/13/09	73-61	22-CUMMARD, Lee	7-CUMMARD, Lee	6-FREDETTE, Jimme	2-TAVERNARI, Jonat	1-TAVERNARI, Jonat EMERY, Jackson MILES, Chris
at New Mexico	01/17/09	62-81	15-FREDETTE, Jimm	7-MACGREGOR, Ga	4-FREDETTE, Jimme	2-CUMMARD, Lee	1-FREDETTE, Jimme MILES, Chris CUMMARD, Lee
UNLV	1/21/09	70-76	21-TAVERNARI, Jona	13-TAVERNARI, Jona	4-CUMMARD, Lee EMERY, Jackson	5-TAVERNARI, Jonat	2-CUMMARD, Lee
SAN DIEGO STATE	1/24/09	77-71	16-CUMMARD, Lee TAVERNARI, Jonat	10-CUMMARD, Lee	6-CUMMARD, Lee	1-FREDETTE, Jimme TAVERNARI, Jonat EMERY, Jackson HARTSOCK, Noah	2-ANDERSON, Jame

BYU Cougars Team High/Low Analysis (as of Jan 24, 2009)
All games

BYU Cougars - TEAM GAME HIGHS

POINTS	94	BOISE STATE (12/10/08)
	92	at Weber State (12-03-08)
	91	PORTLAND PILOTS (12/13/08)
	87	WAKE FOREST (1/3/09)
	86	at Colorado State (1/10/09)
FIELD GOALS MADE	36	at Colorado State (1/10/09)
	35	BOISE STATE (12/10/08)
	35	at Weber State (12-03-08)
FIELD GOAL ATTEMPTS	77	WAKE FOREST (1/3/09)
	66	BOISE STATE (12/10/08)
FIELD GOAL PERCENTAGE	.617 (29-47)	PORTLAND PILOTS (12/13/08)
	.574 (35-61)	at Weber State (12-03-08)
3 PT FIELD GOALS MADE	12	RICE (11/21/08)
	11	SAN DIEGO STATE (1/24/09)
	11	at Weber State (12-03-08)
3 PT FG ATTEMPTS	32	WAKE FOREST (1/3/09)
	26	vs Arizona State (12-20-08)
3 PT FG PERCENTAGE	.556 (10-18)	BOISE STATE (12/10/08)
	.545 (12-22)	RICE (11/21/08)
FREE THROWS MADE	25	PORTLAND PILOTS (12/13/08)
	24	at Pepperdine (11/18/08)
FREE THROW ATTEMPTS	33	PORTLAND PILOTS (12/13/08)
	29	WESTERN OREGON (1/6/09)
FREE THROW PERCENTAGE	.875 (7-8)	CAL POLY (11/22/08)
	.857 (24-28)	at Pepperdine (11/18/08)
REBOUNDS	46	WAKE FOREST (1/3/09)
	45	NORTH FLORIDA (11/20/08)
ASSISTS	22	SAN DIEGO STATE (1/24/09)
	22	RICE (11/21/08)
STEALS	12	BOISE STATE (12/10/08)
	12	vs Utah State (12/06/08)
BLOCKED SHOTS	9	BOISE STATE (12/10/08)
	6	vs Utah State (12/06/08)
TURNOVERS	17	SAN DIEGO STATE (1/24/09)
	17	PORTLAND PILOTS (12/13/08)
FOULS	28	WAKE FOREST (1/3/09)
	26	vs Arizona State (12-20-08)

BYU Cougars High/Low Analysis (as of Jan 24, 2009)
All games

Opponent - GAME HIGHS

POINTS	94	WAKE FOREST (1/3/09)
	81	at New Mexico (01/17/09)
	76	UNLV (1/21/09)
	76	vs Arizona State (12-20-08)
	76	PORTLAND PILOTS (12/13/08)
FIELD GOALS MADE	32	WAKE FOREST (1/3/09)
	28	PORTLAND PILOTS (12/13/08)
FIELD GOAL ATTEMPTS	72	at Tulsa (12/30/08)
	66	BOISE STATE (12/10/08)
FIELD GOAL PERCENTAGE	.500 (32-64)	WAKE FOREST (1/3/09)
	.481 (25-52)	UNLV (1/21/09)
	.481 (25-52)	vs Arizona State (12-20-08)
3 PT FIELD GOALS MADE	10	PORTLAND PILOTS (12/13/08)
	8	LONG BEACH STATE (11/14/08)
3 PT FG ATTEMPTS	26	PORTLAND PILOTS (12/13/08)
	23	WESTERN OREGON (1/6/09)
3 PT FG PERCENTAGE	.500 (7-14)	SAN DIEGO STATE (1/24/09)
	.389 (7-18)	at New Mexico (01/17/09)
FREE THROWS MADE	25	WAKE FOREST (1/3/09)
	22	at New Mexico (01/17/09)
FREE THROW ATTEMPTS	36	WAKE FOREST (1/3/09)
	31	vs Arizona State (12-20-08)
FREE THROW PERCENTAGE	.880 (22-25)	at New Mexico (01/17/09)
	.842 (16-19)	vs Utah State (12/06/08)
REBOUNDS	43	BOISE STATE (12/10/08)
	42	WAKE FOREST (1/3/09)
ASSISTS	15	vs Arizona State (12-20-08)
	15	PORTLAND PILOTS (12/13/08)
	15	vs Utah State (12/06/08)
	15	at Idaho State (11-29-08)
	15	LONG BEACH STATE (11/14/08)
STEALS	9	UNLV (1/21/09)
	8	SAN DIEGO STATE (1/24/09)
	8	at Tulsa (12/30/08)
	8	vs Arizona State (12-20-08)
	8	NORTH FLORIDA (11/20/08)
BLOCKED SHOTS	6	WAKE FOREST (1/3/09)
	4	at New Mexico (01/17/09)
	4	at Colorado State (1/10/09)
	4	WESTERN OREGON (1/6/09)
TURNOVERS	25	BOISE STATE (12/10/08)
	19	at Colorado State (1/10/09)
FOULS	26	PORTLAND PILOTS (12/13/08)
	24	at Pepperdine (11/18/08)

BYU Cougars High/Low Analysis (as of Jan 24, 2009)
All games

BYU Cougars - GAME LOWS

POINTS	62		at New Mexico (01/17/09)
	68		vs Utah State (12/06/08)
	70		UNLV (1/21/09)
	73		TCU HORNED FROGS (1/13/09)
	74		NORTH FLORIDA (11/20/08)
	74		at Tulsa (12/30/08)
FIELD GOALS MADE	21		at New Mexico (01/17/09)
	22		vs Utah State (12/06/08)
FIELD GOAL ATTEMPTS	47		PORTLAND PILOTS (12/13/08)
	50		at Pepperdine (11/18/08)
	50		SAN DIEGO STATE (1/24/09)
FIELD GOAL PERCENTAGE	.389	(21-54)	at New Mexico (01/17/09)
	.397	(25-63)	UNLV (1/21/09)
3 PT FIELD GOALS MADE	3		CAL POLY (11/22/08)
	3		at Tulsa (12/30/08)
3 PT FG ATTEMPTS	12		at Tulsa (12/30/08)
	13		WESTERN OREGON (1/6/09)
3 PT FG PERCENTAGE	.200	(3-15)	CAL POLY (11/22/08)
	.222	(4-18)	TCU HORNED FROGS (1/13/09)
FREE THROWS MADE	4		NORTH FLORIDA (11/20/08)
	4		at Colorado State (1/10/09)
FREE THROW ATTEMPTS	8		CAL POLY (11/22/08)
	8		at Colorado State (1/10/09)
FREE THROW PERCENTAGE	.400	(4-10)	NORTH FLORIDA (11/20/08)
	.500	(4-8)	at Colorado State (1/10/09)
REBOUNDS	27		vs Utah State (12/06/08)
	31		RICE (11/21/08)
	31		PORTLAND PILOTS (12/13/08)
	31		vs Arizona State (12-20-08)
ASSISTS	9		at Tulsa (12/30/08)
	12		at New Mexico (01/17/09)
	12		UNLV (1/21/09)
STEALS	3		LONG BEACH STATE (11/14/08)
	4		CAL POLY (11/22/08)
	4		SAN DIEGO STATE (1/24/09)
BLOCKED SHOTS	0		WAKE FOREST (1/3/09)
	1		RICE (11/21/08)
TURNOVERS	6		at Weber State (12-03-08)
	8		TCU HORNED FROGS (1/13/09)
FOULS	9		WESTERN OREGON (1/6/09)
	12		BOISE STATE (12/10/08)

BYU Cougars High/Low Analysis (as of Jan 24, 2009)
All games

Opponent - GAME LOWS

POINTS	41		NORTH FLORIDA (11/20/08)
	52		RICE (11/21/08)
	53		at Pepperdine (11/18/08)
	56		BOISE STATE (12/10/08)
	60		at Colorado State (1/10/09)
FIELD GOALS MADE	16		NORTH FLORIDA (11/20/08)
	19		at Pepperdine (11/18/08)
FIELD GOAL ATTEMPTS	46		at Weber State (12-03-08)
	52		NORTH FLORIDA (11/20/08)
	52		RICE (11/21/08)
	52		vs Utah State (12/06/08)
	52		vs Arizona State (12-20-08)
	52		UNLV (1/21/09)
FIELD GOAL PERCENTAGE	.308	(16-52)	NORTH FLORIDA (11/20/08)
	.345	(20-58)	at Colorado State (1/10/09)
3 PT FIELD GOALS MADE	3		NORTH FLORIDA (11/20/08)
	3		at Colorado State (1/10/09)
3 PT FG ATTEMPTS	14		at Pepperdine (11/18/08)
	14		NORTH FLORIDA (11/20/08)
	14		at Idaho State (11-29-08)
	14		UNLV (1/21/09)
	14		SAN DIEGO STATE (1/24/09)
3 PT FG PERCENTAGE	.188	(3-16)	at Colorado State (1/10/09)
	.190	(4-21)	at Tulsa (12/30/08)
FREE THROWS MADE	6		NORTH FLORIDA (11/20/08)
	6		RICE (11/21/08)
	6		BOISE STATE (12/10/08)
FREE THROW ATTEMPTS	9		NORTH FLORIDA (11/20/08)
	10		RICE (11/21/08)
	10		BOISE STATE (12/10/08)
FREE THROW PERCENTAGE	.500	(7-14)	LONG BEACH STATE (11/14/08)
	.524	(11-21)	TCU HORNED FROGS (1/13/09)
REBOUNDS	21		at Weber State (12-03-08)
	24		at Pepperdine (11/18/08)
	24		SAN DIEGO STATE (1/24/09)
ASSISTS	5		at Colorado State (1/10/09)
	6		NORTH FLORIDA (11/20/08)
STEALS	1		at Weber State (12-03-08)
	2		TCU HORNED FROGS (1/13/09)
BLOCKED SHOTS	0		NORTH FLORIDA (11/20/08)
	0		at Idaho State (11-29-08)
	0		TCU HORNED FROGS (1/13/09)
TURNOVERS	7		at Tulsa (12/30/08)
	7		at New Mexico (01/17/09)
FOULS	11		at Colorado State (1/10/09)
	14		NORTH FLORIDA (11/20/08)

BYU Cougars Player High/Low Analysis (as of Jan 24, 2009)
All games

BYU Cougars - INDIVIDUAL GAME HIGHS

Points	36		CUMMARD, Lee vs Long Beach State (11/14/08)
	30		CUMMARD, Lee at Weber State (12-03-08)
	28		CUMMARD, Lee vs Cal Poly (11/22/08)
	26		CUMMARD, Lee at Tulsa (12/30/08)
	25		TAVERNARI, Jonathan vs Portland Pilots (12/13/08)
	25		TAVERNARI, Jonathan vs North Florida (11/20/08)
Field Goals Made	13		CUMMARD, Lee vs Cal Poly (11/22/08)
	13		CUMMARD, Lee vs Long Beach State (11/14/08)
Field Goal Att.	22		TAVERNARI, Jonathan vs UNLV (1/21/09)
	21		TAVERNARI, Jonathan vs Long Beach State (11/14/08)
FG Pct (min 5 made)	1.000	(5-5)	MACGREGOR, Gavin at New Mexico (01/17/09)
	.923	(12-13)	CUMMARD, Lee at Weber State (12-03-08)
3-Point FG Made	5		TAVERNARI, Jonathan vs Portland Pilots (12/13/08)
	5		TAVERNARI, Jonathan vs North Florida (11/20/08)
3-Point FG Att.	13		TAVERNARI, Jonathan vs Wake Forest (1/3/09)
	11		TAVERNARI, Jonathan vs Portland Pilots (12/13/08)
3-Pt FG Pct (min 2 made)	1.000	(2-2)	MORGAN, JR., Lamont vs San Diego State (1/24/09)
	1.000	(2-2)	CUMMARD, Lee at Colorado State (1/10/09)
	1.000	(2-2)	MORGAN, JR., Lamont vs Western Oregon (1/6/09)
	1.000	(2-2)	MORGAN, JR., Lamont vs Boise State (12/10/08)
	1.000	(2-2)	CUMMARD, Lee vs Boise State (12/10/08)
	1.000	(2-2)	MORGAN, JR., Lamont vs Rice (11/21/08)
Free Throws Made	8		CUMMARD, Lee at Tulsa (12/30/08)
	7		TAVERNARI, Jonathan vs Utah State (12/06/08)
	7		CUMMARD, Lee vs Long Beach State (11/14/08)
Free Throw Att.	11		MILES, Chris vs Long Beach State (11/14/08)
	10		CUMMARD, Lee at Tulsa (12/30/08)
FT Pct (min 3 made)	1.000	(7-7)	CUMMARD, Lee vs Long Beach State (11/14/08)
	1.000	(6-6)	FREDETTE, Jimmer at New Mexico (01/17/09)
	1.000	(6-6)	ROSE, Archie vs TCU Horned Frogs (1/13/09)
	1.000	(6-6)	ROSE, Archie vs Western Oregon (1/6/09)
	1.000	(6-6)	TAVERNARI, Jonathan vs Portland Pilots (12/13/08)
	1.000	(6-6)	CUMMARD, Lee vs Boise State (12/10/08)
	1.000	(6-6)	ABOUO, Charles at Pepperdine (11/18/08)
	1.000	(4-4)	EMERY, Jackson vs UNLV (1/21/09)
	1.000	(4-4)	TAVERNARI, Jonathan vs UNLV (1/21/09)
	1.000	(4-4)	CUMMARD, Lee at New Mexico (01/17/09)
	1.000	(4-4)	MACGREGOR, Gavin vs Arizona State (12-20-08)
	1.000	(4-4)	MORGAN, JR., Lamont at Weber State (12-03-08)
	1.000	(4-4)	FREDETTE, Jimmer at Idaho State (11-29-08)
	1.000	(4-4)	ABOUO, Charles vs Rice (11/21/08)
	1.000	(3-3)	FREDETTE, Jimmer vs Western Oregon (1/6/09)
	1.000	(3-3)	ABOUO, Charles vs Wake Forest (1/3/09)
	1.000	(3-3)	FREDETTE, Jimmer at Tulsa (12/30/08)
	1.000	(3-3)	CUMMARD, Lee at Pepperdine (11/18/08)
Rebounds	13		TAVERNARI, Jonathan vs UNLV (1/21/09)
	12		CUMMARD, Lee vs North Florida (11/20/08)
Assists	9		FREDETTE, Jimmer vs Wake Forest (1/3/09)
	9		EMERY, Jackson at Pepperdine (11/18/08)
Steals	5		TAVERNARI, Jonathan vs UNLV (1/21/09)
	5		EMERY, Jackson vs Utah State (12/06/08)
Blocked Shots	5		ANDERSON, James vs Boise State (12/10/08)
	4		CUMMARD, Lee vs Long Beach State (11/14/08)

Turnovers	7	CUMMARD, Lee vs Cal Poly (11/22/08)
	6	FREDETTE, Jimmer at Tulsa (12/30/08)
Fouls	5	MILES, Chris vs Wake Forest (1/3/09)
	5	ABOUO, Charles vs Wake Forest (1/3/09)
	5	MACGREGOR, Gavin vs Wake Forest (1/3/09)
	5	EMERY, Jackson vs Arizona State (12-20-08)
	5	CUMMARD, Lee vs Utah State (12/06/08)
	5	MACGREGOR, Gavin at Weber State (12-03-08)
	5	EMERY, Jackson at Idaho State (11-29-08)
	5	MILES, Chris vs Cal Poly (11/22/08)

BYU Cougars Opponent High/Low Analysis (as of Jan 24, 2009)
All games

OPPONENT INDIVIDUAL GAME HIGHS

Points	30		Teague,Jeff vs Wake Forest (1/3/09)
	30		Harden, James vs Arizona State (12-20-08)
	22		ADAMS, Wink vs UNLV (1/21/09)
	22		Johnson,James vs Wake Forest (1/3/09)
	22		Pendergraph, Jeff vs Arizona State (12-20-08)
	22		Wilkinson, Gary vs Utah State (12/06/08)
	22		Shelton, Titus vs Cal Poly (11/22/08)
Field Goals Made	9		Johnson,James vs Wake Forest (1/3/09)
	9		Pendergraph, Jeff vs Arizona State (12-20-08)
Field Goal Att.	19		UZOH, Ben at Tulsa (12/30/08)
	18		WADE, Lorenzo vs San Diego State (1/24/09)
FG Pct (min 5 made)	.857	(6-7)	RATCLIFF, Stanley vs Western Oregon (1/6/09)
	.857	(6-7)	KNUTSON, Kramer vs Portland Pilots (12/13/08)
3-Point FG Made	4		MARTINEZ, Roman at New Mexico (01/17/09)
	4		KUHNS, Travis vs Western Oregon (1/6/09)
	4		STOHL, Jared vs Portland Pilots (12/13/08)
3-Point FG Att.	8		LOVELACE, Cameron vs North Florida (11/20/08)
	7		RUZGAS, Edvinas vs TCU Horned Frogs (1/13/09)
	7		KELLY, Sam vs Western Oregon (1/6/09)
	7		KUHNS, Travis vs Western Oregon (1/6/09)
	7		Abbott, Ty vs Arizona State (12-20-08)
	7		CAMPBELL, T.J. vs Portland Pilots (12/13/08)
	7		STOHL, Jared vs Portland Pilots (12/13/08)
	7		Garner, Aaron vs Boise State (12/10/08)
	7		Myaer, Jaxon vs Utah State (12/06/08)
	7		Lewis, Shawn vs Cal Poly (11/22/08)
	7		Gilling, Stephan vs Long Beach State (11/14/08)
	7		Williams, Cornel vs Long Beach State (11/14/08)
3-Pt FG Pct (min 2 made)	1.000	(2-2)	WILLIAMS, Richie vs San Diego State (1/24/09)
	.750	(3-4)	RAIVIO, Nik vs Portland Pilots (12/13/08)
Free Throws Made	16		Harden, James vs Arizona State (12-20-08)
	12		Teague,Jeff vs Wake Forest (1/3/09)
Free Throw Att.	21		Harden, James vs Arizona State (12-20-08)
	14		Teague,Jeff vs Wake Forest (1/3/09)
FT Pct (min 3 made)	1.000	(7-7)	FARIS, Daniel at New Mexico (01/17/09)
	1.000	(5-5)	WALKER, Marcus at Colorado State (1/10/09)
	1.000	(4-4)	BELLFIELD, Oscar vs UNLV (1/21/09)
	1.000	(4-4)	MCLAUGHLIN, Mike vs Western Oregon (1/6/09)
	1.000	(3-3)	Aminu,Al-Farouq vs Wake Forest (1/3/09)
	1.000	(3-3)	SMEULDERS, Robin vs Portland Pilots (12/13/08)
Rebounds	15		Johnson,James vs Wake Forest (1/3/09)
	14		JORDAN, Jerome at Tulsa (12/30/08)
Assists	6		WILLIAMS, Richie vs San Diego State (1/24/09)
	6		GARTH, Nate at New Mexico (01/17/09)
	6		Harden, James vs Arizona State (12-20-08)
Steals	6		UZOH, Ben at Tulsa (12/30/08)
	5		WILLIAMS, Richie vs San Diego State (1/24/09)
	5		Harden, James vs Arizona State (12-20-08)
Blocked Shots	3		Aminu,Al-Farouq vs Wake Forest (1/3/09)
	3		Shelton, Titus vs Cal Poly (11/22/08)
Turnovers	7		Anderson, La'Shard vs Boise State (12/10/08)
	6		Noonan, Paul vs Boise State (12/10/08)
	6		Thomas, Anthony vs Boise State (12/10/08)

	6	RILEY, Cortez vs North Florida (11/20/08)
Fouls	5	BLOK, Tyler vs Western Oregon (1/6/09)
	5	WHEATLEY, Bishop at Tulsa (12/30/08)
	5	KNUTSON, Kramer vs Portland Pilots (12/13/08)
	5	Myaer, Jaxon vs Utah State (12/06/08)
	5	Wesley, Tai vs Utah State (12/06/08)
	5	Thomas, Chaz vs Cal Poly (11/22/08)

BYU Cougars Combined Team Statistics (as of Jan 24, 2009)
Conference games

RECORD:	OVERALL	HOME	AWAY	NEUTRAL
ALL GAMES	3-2	2-1	1-1	0-0
CONFERENCE	3-2	2-1	1-1	0-0
NON-CONFERENCE	0-0	0-0	0-0	0-0

##	Player	gp-gs	min	avg	Total		3-Point		F-Throw		Rebounds			pf	dq	a	to	blk	stl	pts	avg	
					fg-fga	fg%	3fg-fga	3fg%	ft-fa	ft%	off	def	tot									avg
30	CUMMARD, Lee	5-5	168	33.6	30-55	.545	6-11	.545	7-9	.778	8	25	33	6.6	12	0	18	10	5	3	73	14.6
45	TAVERNARI, Jonathan	5-5	148	29.6	26-68	.382	13-33	.394	6-6	1.000	5	25	30	6.0	12	0	8	9	2	10	71	14.2
32	FREDETTE, Jimmer	5-5	157	31.4	23-55	.418	6-22	.273	16-18	.889	4	16	20	4.0	4	0	19	15	1	4	68	13.6
04	EMERY, Jackson	5-5	138	27.6	13-32	.406	6-21	.286	8-11	.727	1	22	23	4.6	10	0	15	5	2	6	40	8.0
02	MORGAN, JR., Lamont	5-0	98	19.6	13-20	.650	4-7	.571	3-5	.600	5	3	8	1.6	10	0	11	7	0	2	33	6.6
53	MACGREGOR, Gavin	5-0	61	12.2	13-18	.722	0-0	.000	1-7	.143	10	9	19	3.8	13	0	0	1	1	0	27	5.4
54	MILES, Chris	5-5	110	22.0	9-14	.643	0-0	.000	5-10	.500	7	7	14	2.8	13	0	5	11	4	2	23	4.6
05	ROSE, Archie	3-0	36	12.0	3-9	.333	0-1	.000	6-6	1.000	2	6	8	2.7	5	0	2	2	0	0	12	4.0
01	ABOUO, Charles	5-0	43	8.6	6-10	.600	3-5	.600	1-2	.500	1	3	4	0.8	7	0	1	5	0	0	16	3.2
15	ANDERSON, James	3-0	16	5.3	2-4	.500	0-0	.000	0-0	.000	1	0	1	0.3	5	0	0	1	2	1	4	1.3
34	HARTSOCK, Noah	4-0	22	5.5	0-3	.000	0-0	.000	1-2	.500	1	2	3	0.8	3	0	1	0	0	2	1	0.3
20	PINEGAR, Matthew	1-0	3	3.0	0-0	.000	0-0	.000	0-0	.000	0	0	0	0.0	0	0	0	2	0	0	0	0.0
Team											5	11	16									
Total.....		5	1000		138-288	.479	38-100	.380	54-76	.711	50	129	179	35.8	94	0	80	68	17	30	368	73.6
Opponents.....		5	1000		119-281	.423	28-83	.337	83-116	.716	49	113	162	32.4	78	0	53	61	12	30	349	69.8

TEAM STATISTICS

	BY	OPP	Date	Opponent	Score	Att.
SCORING	368	349	* 1/10/09	at Colorado State	w 86-60	2958
Points per game	73.6	69.8	* 1/13/09	TCU HORNED FROGS	w 73-61	11065
Scoring margin	+3.8	-	* 01/17/09	at New Mexico	L 62-81	15277
FIELD GOALS-ATT	138-288	119-281	* 1/21/09	UNLV	L 70-76	12853
Field goal pct	.479	.423	* 1/24/09	SAN DIEGO STATE	w 77-71	13871
3 POINT FG-ATT	38-100	28-83	* - Conference game			
3-point FG pct	.380	.337				
3-pt FG made per game	7.6	5.6				
FREE THROWS-ATT	54-76	83-116				
Free throw pct	.711	.716				
F-Throws made per game	10.8	16.6				
REBOUNDS	179	162				
Rebounds per game	35.8	32.4				
Rebounding margin	+3.4	-				
ASSISTS	80	53				
Assists per game	16.0	10.6				
TURNOVERS	68	61				
Turnovers per game	13.6	12.2				
Turnover margin	-1.4	-				
Assist/turnover ratio	1.2	0.9				
STEALS	30	30				
Steals per game	6.0	6.0				
BLOCKS	17	12				
Blocks per game	3.4	2.4				
ATTENDANCE	37789	18235				
Home games-Avg/Game	3-12596	2-9118				
Neutral site-Avg/Game	-	0-0				

Score by Periods

	1st	2nd	Totals
BYU Cougars	206	162	368
Opponents	154	195	349

BYU Cougars Combined Team Statistics (as of Jan 24, 2009)
Home games

RECORD:	OVERALL	HOME	AWAY	NEUTRAL
ALL GAMES	9-2	9-2	0-0	0-0
CONFERENCE	2-1	2-1	0-0	0-0
NON-CONFERENCE	7-1	7-1	0-0	0-0

##	Player	gp-gs	min	avg	Total		3-Point		F-Throw		Rebounds			pf	dq	a	to	blk	stl	pts	avg			
					fg-fga	fg%	3fg-fga	3fg%	ft-fa	ft%	off	def	tot											
30	CUMMARD, Lee	11-11	342	31.1	76-143	.531	12-29	.414	29-35	.829	21	59	80	7.3	23	0	38	18	10	7	193	17.5		
45	TAVERNARI, Jonathan	11-11	330	30.0	70-167	.419	33-93	.355	18-22	.818	14	64	78	7.1	22	0	21	13	4	18	191	17.4		
32	FREDETTE, Jimmer	11-10	318	28.9	54-113	.478	11-36	.306	29-35	.829	9	23	32	2.9	9	0	48	28	0	16	148	13.5		
04	EMERY, Jackson	11-11	306	27.8	32-62	.516	15-36	.417	18-22	.818	6	39	45	4.1	24	0	36	15	3	8	97	8.8		
54	MILES, Chris	11-11	227	20.6	32-53	.604	0-0	.000	8-23	.348	14	29	43	3.9	32	2	17	18	5	5	72	6.5		
02	MORGAN, JR, Lamont	11-1	209	19.0	21-37	.568	9-16	.563	10-18	.556	3	15	18	1.6	14	0	24	24	0	6	61	5.5		
05	ROSE, Archie	5-0	62	12.4	4-10	.400	1-2	.500	18-20	.900	8	6	14	2.8	8	0	2	1	0	2	27	5.4		
01	ABOUO, Charles	11-0	148	13.5	15-32	.469	3-8	.375	11-16	.688	2	19	21	1.9	12	1	7	8	0	3	44	4.0		
15	ANDERSON, James	8-0	64	8.0	9-17	.529	0-0	.000	2-5	.400	6	10	16	2.0	14	0	3	2	10	2	20	2.5		
34	HARTSOCK, Noah	9-0	77	8.6	6-13	.462	0-0	.000	4-6	.667	7	12	19	2.1	11	0	3	2	4	2	16	1.8		
53	MACGREGOR, Gavin	9-0	86	9.6	5-10	.500	0-0	.000	4-11	.364	8	12	20	2.2	18	1	1	6	1	1	14	1.6		
20	PINEGAR, Matthew	5-0	31	6.2	1-4	.250	0-3	.000	0-0	.000	0	2	2	0.4	0	0	1	2	0	2	2	0.4		
Team											16	25	41											
Total.....		11	2200		325-661	.492	84-223	.377	151-213	.709	114	315	429	39.0	187	4	201	137	37	72	885	80.5		
Opponents.....		11	2200		265-645	.411	67-209	.321	123-190	.647	100	260	360	32.7	199	3	131	159	22	68	720	65.5		

TEAM STATISTICS	BY	OPP	Date	Opponent	Score	Att.
SCORING	885	720	11/14/08	LONG BEACH STATE	w 75-65	15753
Points per game	80.5	65.5	11/20/08	NORTH FLORIDA	w 74-41	7778
Scoring margin	+15.0	-	11/21/08	RICE	w 83-52	9277
FIELD GOALS-ATT	325-661	265-645	11/22/08	CAL POLY	w 76-64	7782
Field goal pct	.492	.411	12/10/08	BOISE STATE	w 94-56	10506
3 POINT FG-ATT	84-223	67-209	12/13/08	PORTLAND PILOTS	w 91-76	9418
3-point FG pct	.377	.321	1/3/09	WAKE FOREST	L 87-94	23096
3-pt FG made per game	7.6	6.1	1/6/09	WESTERN OREGON	w 85-64	8885
FREE THROWS-ATT	151-213	123-190	* 1/13/09	TCU HORNED FROGS	w 73-61	11065
Free throw pct	.709	.647	* 1/21/09	UNLV	L 70-76	12853
F-Throws made per game	13.7	11.2	* 1/24/09	SAN DIEGO STATE	w 77-71	13871
REBOUNDS	429	360	* - Conference game			
Rebounds per game	39.0	32.7				
Rebounding margin	+6.3	-				
ASSISTS	201	131				
Assists per game	18.3	11.9				
TURNOVERS	137	159				
Turnovers per game	12.5	14.5				
Turnover margin	+2.0	-				
Assist/turnover ratio	1.5	0.8				
STEALS	72	68				
Steals per game	6.5	6.2				
BLOCKS	37	22				
Blocks per game	3.4	2.0				
ATTENDANCE	130284	0				
Home games-Avg/Game	11-11844	0-0				
Neutral site-Avg/Game	-	0-0				

Score by Periods	1st	2nd	Totals
BYU Cougars	447	438	885
Opponents	327	393	720

BYU Cougars Combined Team Statistics (as of Jan 24, 2009)
Away/Neutral

RECORD:	OVERALL	HOME	AWAY	NEUTRAL
ALL GAMES	6-2	0-0	5-1	1-1
CONFERENCE	1-1	0-0	1-1	0-0
NON-CONFERENCE	5-1	0-0	4-0	1-1

##	Player	gp-gs	min	avg	Total		3-Point		F-Throw		Rebounds			pf	dq	a	to	blk	stl	pts	avg	
					fg-fga	fg%	3fg-fga	3fg%	ft-fa	ft%	off	def	tot									avg
45	TAVERNARI, Jonathan	8-8	255	31.9	55-119	.462	19-54	.352	10-12	.833	9	48	57	7.1	18	0	20	15	4	17	139	17.4
30	CUMMARD, Lee	8-8	243	30.4	47-80	.588	10-23	.435	26-33	.788	11	25	36	4.5	25	1	26	14	5	9	130	16.3
32	FREDETTE, Jimmer	8-8	268	33.5	45-92	.489	17-40	.425	21-25	.840	4	15	19	2.4	10	0	34	23	1	8	128	16.0
04	EMERY, Jackson	8-8	214	26.8	20-45	.444	9-29	.310	9-16	.563	1	31	32	4.0	20	2	25	8	3	17	58	7.3
54	MILES, Chris	8-8	173	21.6	21-27	.778	0-0	.000	13-23	.565	10	17	27	3.4	20	0	8	12	7	6	55	6.9
53	MACGREGOR, Gavin	8-0	98	12.3	12-16	.750	0-0	.000	12-17	.706	9	15	24	3.0	20	1	1	1	3	1	36	4.5
02	MORGAN, JR., Lamont	8-0	135	16.9	10-23	.435	3-8	.375	6-8	.750	5	10	15	1.9	12	0	8	11	0	5	29	3.6
01	ABOUO, Charles	8-0	98	12.3	6-16	.375	3-7	.429	11-14	.786	5	14	19	2.4	10	0	4	9	2	2	26	3.3
34	HARTSOCK, Noah	4-0	32	8.0	2-4	.500	0-0	.000	3-4	.750	1	2	3	0.8	5	0	0	1	0	1	7	1.8
05	ROSE, Archie	6-0	38	6.3	3-9	.333	1-1	1.000	3-5	.600	3	13	16	2.7	5	0	1	3	0	0	10	1.7
15	ANDERSON, James	6-0	36	6.0	3-6	.500	0-0	.000	0-0	.000	2	1	3	0.5	9	0	0	0	0	1	6	1.0
20	PINEGAR, Matthew	4-0	10	2.5	0-2	.000	0-2	.000	0-0	.000	0	0	0	0.0	1	0	0	4	0	0	0	0.0
Team											9	15	24									
Total.....		8	1600		224-439	.510	62-164	.378	114-157	.726	69	206	275	34.4	155	4	127	101	25	67	624	78.0
Opponents.....		8	1600		181-447	.405	39-141	.277	127-178	.713	86	166	252	31.5	144	3	89	110	17	44	528	66.0

TEAM STATISTICS	BY	OPP	Date	Opponent	Score	Att.
SCORING	624	528	11/18/08	at Pepperdine	W 82-53	1642
Points per game	78.0	66.0	11-29-08	at Idaho State	W 85-65	4374
Scoring margin	+12.0	-	12-03-08	at Weber State	W 92-62	5672
FIELD GOALS-ATT	224-439	181-447	12/06/08	vs Utah State	W 68-63	13890
Field goal pct	.510	.405	12-20-08	vs Arizona State	L 75-76	10431
3 POINT FG-ATT	62-164	39-141	12/30/08	at Tulsa	W 74-68	5545
3-point FG pct	.378	.277	* 1/10/09	at Colorado State	W 86-60	2958
3-pt FG made per game	7.8	4.9	* 01/17/09	at New Mexico	L 62-81	15277
FREE THROWS-ATT	114-157	127-178	* - Conference game			
Free throw pct	.726	.713				
F-Throws made per game	14.3	15.9				
REBOUNDS	275	252				
Rebounds per game	34.4	31.5				
Rebounding margin	+2.9	-				
ASSISTS	127	89				
Assists per game	15.9	11.1				
TURNOVERS	101	110				
Turnovers per game	12.6	13.8				
Turnover margin	+1.1	-				
Assist/turnover ratio	1.3	0.8				
STEALS	67	44				
Steals per game	8.4	5.5				
BLOCKS	25	17				
Blocks per game	3.1	2.1				
ATTENDANCE	0	59789				
Home games-Avg/Game	0-0	6-5911				
Neutral site-Avg/Game	-	2-12160				

Score by Periods	1st	2nd	Totals
BYU Cougars	308	316	624
Opponents	265	263	528

BYU Cougars Combined Team Statistics (as of Jan 24, 2009)
Games won

RECORD:	OVERALL	HOME	AWAY	NEUTRAL
ALL GAMES	15-0	9-0	5-0	1-0
CONFERENCE	3-0	2-0	1-0	0-0
NON-CONFERENCE	12-0	7-0	4-0	1-0

##	Player	gp-gs	min	avg	Total		3-Point		F-Throw		Rebounds			pf	dq	a	to	blk	stl	pts	avg		
					fg-fga	fg%	3fg-fga	3fg%	ft-fga	ft%	off	def	tot										
30	CUMMARD, Lee	15-15	452	30.1	107-176	.608	19-41	.463	43-51	.843	25	69	94	6.3	35	1	48	26	11	12	276	18.4	
45	TAVERNARI, Jonathan	15-15	446	29.7	96-214	.449	38-107	.355	24-30	.800	15	88	103	6.9	32	0	34	18	7	28	254	16.9	
32	FREDETTE, Jimmer	15-14	444	29.6	74-150	.493	20-56	.357	35-41	.854	10	32	42	2.8	15	0	64	36	0	20	203	13.5	
04	EMERY, Jackson	15-15	400	26.7	43-77	.558	20-43	.465	19-28	.679	2	57	59	3.9	30	1	49	19	6	19	125	8.3	
54	MILES, Chris	15-15	317	21.1	46-69	.667	0-0	.000	19-39	.487	17	38	55	3.7	39	1	21	20	11	11	111	7.4	
02	MORGAN,JR, Lamont	15-1	301	20.1	27-55	.491	11-22	.500	16-26	.615	8	19	27	1.8	20	0	28	29	0	9	81	5.4	
05	ROSE, Archie	8-0	84	10.5	6-14	.429	1-2	.500	18-21	.857	9	15	24	3.0	10	0	3	3	0	2	31	3.9	
01	ABOUO, Charles	15-0	196	13.1	16-36	.444	4-11	.364	18-25	.720	5	28	33	2.2	8	0	8	14	2	4	54	3.6	
34	HARTSOCK, Noah	10-0	102	10.2	8-16	.500	0-0	.000	7-10	.700	7	14	21	2.1	14	0	3	3	4	3	23	2.3	
53	MACGREGOR, Gavin	13-0	121	9.3	10-18	.556	0-0	.000	9-18	.500	9	18	27	2.1	27	1	2	6	4	1	29	2.2	
15	ANDERSON, James	12-0	96	8.0	12-23	.522	0-0	.000	2-5	.400	8	11	19	1.6	22	0	3	2	10	3	26	2.2	
20	PINEGAR, Matthew	9-0	41	4.6	1-6	.167	0-5	.000	0-0	.000	0	2	2	0.2	1	0	1	6	0	2	2	0.2	
Team											19	34	53										
Total.....		15	3000		446-854	.522	113-287	.394	210-294	.714	134	425	559	37.3	253	4	264	182	55	114	1215	81.0	
Opponents.....		15	3000		338-866	.390	84-285	.295	161-247	.652	147	320	467	31.1	271	6	166	220	24	85	921	61.4	

TEAM STATISTICS	BY	OPP	Date	Opponent	Score	Att.
SCORING	1215	921	11/14/08	LONG BEACH STATE	w 75-65	15753
Points per game	81.0	61.4	11/18/08	at Pepperdine	w 82-53	1642
Scoring margin	+19.6	-	11/20/08	NORTH FLORIDA	w 74-41	7778
FIELD GOALS-ATT	446-854	338-866	11/21/08	RICE	w 83-52	9277
Field goal pct	.522	.390	11/22/08	CAL POLY	w 76-64	7782
3 POINT FG-ATT	113-287	84-285	11-29-08	at Idaho State	w 85-65	4374
3-point FG pct	.394	.295	12-03-08	at Weber State	w 92-62	5672
3-pt FG made per game	7.5	5.6	12/06/08	vs Utah State	w 68-63	13890
FREE THROWS-ATT	210-294	161-247	12/10/08	BOISE STATE	w 94-56	10506
Free throw pct	.714	.652	12/13/08	PORTLAND PILOTS	w 91-76	9418
F-Throws made per game	14.0	10.7	12/30/08	at Tulsa	w 74-68	5545
REBOUNDS	559	467	1/6/09	WESTERN OREGON	w 85-64	8885
Rebounds per game	37.3	31.1	* 1/10/09	at Colorado State	w 86-60	2958
Rebounding margin	+6.1	-	* 1/13/09	TCU HORNE FROGS	w 73-61	11065
ASSISTS	264	166	* 1/24/09	SAN DIEGO STATE	w 77-71	13871
Assists per game	17.6	11.1	* - Conference game			
TURNOVERS	182	220				
Turnovers per game	12.1	14.7				
Turnover margin	+2.5	-				
Assist/turnover ratio	1.5	0.8				
STEALS	114	85				
Steals per game	7.6	5.7				
BLOCKS	55	24				
Blocks per game	3.7	1.6				
ATTENDANCE	94335	34081				
Home games-Avg/Game	9-10482	5-4038				
Neutral site-Avg/Game	-	1-13890				

Score by Periods	1st	2nd	Totals
BYU Cougars	589	626	1215
Opponents	440	481	921

BYU Cougars Combined Team Statistics (as of Jan 24, 2009) Games lost

RECORD:	OVERALL	HOME	AWAY	NEUTRAL
ALL GAMES	0-4	0-2	0-1	0-1
CONFERENCE	0-2	0-1	0-1	0-0
NON-CONFERENCE	0-2	0-1	0-0	0-1

##	Player	gp-gs	min	avg	Total		3-Point		F-Throw		Rebounds			pf	dq	a	to	blk	stl	pts	avg	
					fg-fga	fg%	3fg-fga	3fg%	ft-fa	ft%	off	def	tot									
45	TAVERNARI, Jonathan	4-4	139	34.8	29-72	.403	14-40	.350	4-4	1.000	8	24	32	8.0	8	0	7	10	1	7	76	19.0
32	FREDETTE, Jimmer	4-4	142	35.5	25-55	.455	8-20	.400	15-19	.789	3	6	9	2.3	4	0	18	15	1	4	73	18.3
30	CUMMARD, Lee	4-4	133	33.2	16-47	.340	3-11	.273	12-17	.706	7	15	22	5.5	13	0	16	6	4	4	47	11.8
04	EMERY, Jackson	4-4	120	30.0	9-30	.300	4-22	.182	8-10	.800	5	13	18	4.5	14	1	12	4	0	6	30	7.5
53	MACGREGOR, Gavin	4-0	63	15.8	7-8	.875	0-0	.000	7-10	.700	8	9	17	4.3	11	1	0	1	0	1	21	5.3
54	MILES, Chris	4-4	83	20.8	7-11	.636	0-0	.000	2-7	.286	7	8	15	3.8	13	1	4	10	1	0	16	4.0
01	ABOUO, Charles	4-0	50	12.5	5-12	.417	2-4	.500	4-5	.800	2	5	7	1.8	14	1	3	3	0	1	16	4.0
02	MORGAN, JR., Lamont	4-0	43	10.8	4-5	.800	1-2	.500	0-0	.000	0	6	6	1.5	6	0	4	6	0	2	9	2.3
05	ROSE, Archie	3-0	16	5.3	1-5	.200	1-1	1.000	3-4	.750	2	4	6	2.0	3	0	0	1	0	0	6	2.0
15	ANDERSON, James	2-0	4	2.0	0-0	.000	0-0	.000	0-0	.000	0	0	0	0.0	1	0	0	0	0	0	0	0.0
34	HARTSOCK, Noah	3-0	7	2.3	0-1	.000	0-0	.000	0-0	.000	1	0	1	0.3	2	0	0	0	0	0	0	0.0
Team											6	6	12									
Total.....		4	800		103-246	.419	33-100	.330	55-76	.724	49	96	145	36.2	89	4	64	56	7	25	294	73.5
Opponents.....		4	800		108-226	.478	22-65	.338	89-121	.736	39	106	145	36.2	72	0	54	49	15	27	327	81.8

TEAM STATISTICS	BY	OPP	Date	Opponent	Score	Att.
SCORING	294	327	12-20-08	vs Arizona State	L 75-76	10431
Points per game	73.5	81.8	1/3/09	WAKE FOREST	L 87-94	23096
Scoring margin	-8.2	-	* 01/17/09	at New Mexico	L 62-81	15277
FIELD GOALS-ATT	103-246	108-226	* 1/21/09	UNLV	L 70-76	12853
Field goal pct	.419	.478	* - Conference game			
3 POINT FG-ATT	33-100	22-65				
3-point FG pct	.330	.338				
3-pt FG made per game	8.3	5.5				
FREE THROWS-ATT	55-76	89-121				
Free throw pct	.724	.736				
F-Throws made per game	13.8	22.3				
REBOUNDS	145	145				
Rebounds per game	36.2	36.2				
Rebounding margin	+0.0	-				
ASSISTS	64	54				
Assists per game	16.0	13.5				
TURNOVERS	56	49				
Turnovers per game	14.0	12.3				
Turnover margin	-1.7	-				
Assist/turnover ratio	1.1	1.1				
STEALS	25	27				
Steals per game	6.3	6.8				
BLOCKS	7	15				
Blocks per game	1.8	3.8				
ATTENDANCE	35949	25708				
Home games-Avg/Game	2-17974	1-15277				
Neutral site-Avg/Game	-	1-10431				

Score by Periods	1st	2nd	Totals
BYU Cougars	166	128	294
Opponents	152	175	327