

BYU COUGAR BASKETBALL

Game 22 — BYU at Air Force

2008-09 SCHEDULE

NOVEMBER

6 (Thu.)	Concordia University (Exhibition)	96-54	W
11 (Tue.)	Georgetown College (Exhibition)	80-53	W
14 (Fri.)	Long Beach State	75-65	W
18 (Tue.)	@ Pepperdine	82-53	W
20 (Thu.)	North Florida* (BYUTV)	74-41	W
21 (Fri.)	Rice* (BYUTV)	83-52	W
22 (Sat.)	Cal Poly* (BYUTV)	76-64	W
29 (Sat.)	@ Idaho State (BYUTV)	85-65	W

DECEMBER

3 (Wed.)	@ Weber State (KJZZ, BYUTV)	92-62	W
6 (Sat.)	vs. Utah State (KJZZ, BYUTV) (Energy Solutions Arena)	68-63	W
10 (Wed.)	Boise State (The Mtn.)	94-56	W
13 (Sat.)	Portland (The Mtn.)	91-76	W
20 (Sat.)	vs. Arizona State^ (FSN) (University of Phoenix Stadium)	75-76	L
30 (Tue.)	@ Tulsa (CBS CS)	74-68	W

JANUARY

3 (Sat.)	Wake Forest (The Mtn.)	87-94	L
6 (Tue.)	Western Oregon	85-64	W
10 (Sat.)	@ Colorado State (The Mtn.)	86-60	W
13 (Tue.)	TCU (The Mtn.)	73-61	W
17 (Sat.)	@ New Mexico (VERSUS)	62-81	L
21 (Wed.)	UNLV (CBS C)	70-76	L
24 (Sat.)	San Diego State (The Mtn.)	77-71	W
27 (Tue.)	@ Utah (The Mtn.)	88-94 OT	L
31 (Sat.)	Wyoming (The Mtn.)	84-60	W

FEBRUARY

3 (Tue.)	@Air Force (The Mtn.)	6 p.m.
11 (Wed.)	Colorado State (The Mtn.)	6 p.m.
14 (Sat.)	@ TCU (The Mtn.)	6:30 p.m.
17 (Tue.)	New Mexico (The Mtn.)	8 p.m.
21 (Sat.)	@ UNLV (CBS C)	8 p.m.
24 (Tue.)	@ San Diego State (The Mtn.)	7:30 p.m.
28 (Sat.)	Utah (CBS C)	3 p.m.

MARCH

4 (Wed.)	@ Wyoming (The Mtn.)	6 p.m.
7 (Sat.)	Air Force (The Mtn.)	7 p.m.
11-14	MWC Tournament (Mtn./CBS C/VERSUS) (Thomas & Mack Center in Las Vegas)	

*Basketball Travelers Invitational (Marriott Center)
^2008 Stadium Shootout

BYU TO FACE AIR FORCE AT CLUNE ARENA

BYU men's basketball (16-5, 4-3 MWC) will wrap up the first half of the conference season with a trip to Air Force (9-11, 0-7) on Tuesday, Feb. 3, at 6 p.m. The Cougars are looking to tie for the second-best record in the conference entering the second half of the MWC schedule. BYU is 1-2 on the road in conference action including a win at Colorado State and losses at New Mexico and Utah. Tuesday's game will be televised on The Mtn. while the radio broadcast can be heard on KSL Newsradio 102.7 FM and 1160 AM out of Salt Lake City and on the Internet at KSL.com beginning with the pregame show at 5 p.m. MT.

UP NEXT

Following the Air Force game BYU will have a one-week break before beginning the second half of the conference schedule on Wednesday, Feb. 11, at home against Colorado State at 6 p.m. Follow the game on www.byucougars.com and listen live on the radio beginning with the pregame show at 5 p.m. MT on KSL Newsradio 102.7 FM and 1160 AM out of Salt Lake City or via the Internet at KSL.com. The game will be televised live on The Mtn.

COUGAR QUICK HITS

- Lee Cummard is now 13th all-time in scoring at BYU with 1,376 points. He is 13 points from passing Andy Toolson for 12th. Jonathan Tavernari is 11 points from reaching 1,000 for his career.
- Cummard and Tavernari continue to climb the BYU record books in the categories of made threes and steals. Cummard is tied for seventh in steals (118) and fourth in threes (143) and Tavernari is second in threes (172) and 10th in steals (104)
- Two-time MWC Coach of the Year Dave Rose has guided BYU to three-straight 20-win seasons and three-straight postseason appearances. In his first season the Cougars were 20-9 and made a trip to the NIT. In his second campaign he guided the Cougars to the outright MWC title, a top-25 ranking, a trip to the NCAA Tournament and a 25-9 overall record. Last season he led BYU to a 27-8 overall record, a second-straight outright league title and a trip to the NCAA Tournament. He has the best record through 110 games of any BYU basketball coach.
- BYU has been picked to finish second (five first-place votes) in the MWC preseason poll by the league's media.

BYU GAME #22 FAST FACTS

BYU (16-5, 4-3)

at

Air Force (9-11, 0-7)

Tuesday, Feb. 3, 2009
Clune Arena (5,858)
Colorado Springs, Colo.
6 p.m. MT



Coaches..... BYU, Dave Rose (8-31 in fourth season; same overall)
Air Force, Jeff Reynolds (25-25 in second season; 107-59 in sixth season overall)
Series..... BYU leads, 47-12, including five-straight victories over the Falcons
TV..... The Mtn. (Bill Doleman, play-by-play; Blaine Fowler, game analysis)
Radio..... KSL Newsradio (102.7 FM/1160 AM) and the Cougar Sports Network (5 p.m. MT pregame show — Greg Wrubell, play-by-play; Andy Toolson, game analysis)
Web..... Live audio and live stats links are available on the basketball schedule page at www.byucougars.com/basketball_m/

BYU'S PROBABLE STARTERS

POS.	#	NAME	HT.	WT.	YR.	HOMETOWN / LAST TEAM	2008-09 PPG	RPG	NOTE
G	4	Jackson Emery	6-3	185	So.	Alpine, Utah / Lone Peak HS	7.7	4.0	Had 7 points, 6 boards, 3 assists, 1 block and 2 steals at Utah
G	30	Lee Cummard	6-7	190	Sr.	Mesa, Ariz. / Mesa HS	17.3	6.3	Had 17 points, 9 rebounds, 4 assists and 2 blocks vs. Wyoming
G	32	Jimmer Fredette	6-2	195	So.	Glens Falls, N.Y. / Glens Falls HS	15.5	2.7	Scored a career-high 28 points on 11-of-13 shooting against Wyoming
G/F	45	Jonathan Tavernari	6-6	215	Jr.	Sao Bernardo, Brazil / Bishop Gorman HS	16.6	7.0	Is 11 points from reaching 1,000 career points
F/C	54	Chris Miles	6-11	235	Jr.	Provo, Utah / Timpview HS	7.3	3.8	Scored 12 points and had 4 rebounds against Wyoming

OFF THE BENCH

G/F	1	Charles Abouo	6-5	210	Fr.	Abidjan, Cote d'Ivoire / Brewster Academy	3.4	2.0	Made his first career start when the Cougars hosted New Mexico
G	2	Lamont Morgan, Jr.	5-10	170	Jr.	Pomona, Calif. / Saddleback CC	4.8	1.8	Had 5 points, 3 rebounds, 4 assists and 1 steal against Wyoming
G	5	Archie Rose	6-5	210	Sr.	Nassau, Bahamas / Lee College	2.8	2.4	Posted 8 points and 4 rebounds vs. TCU
F/C	15	James Anderson	6-10	230	Fr.	Page, Ariz. / Page HS	2.1	1.3	Had 4 points and 1 rebound against Wyoming
G	20	Matt Pinegar	6-0	190	Fr.	Provo, Utah / Timpview HS	0.2	0.2	Out 2-3 weeks with a sports hernia
F	34	Noah Hartsock	6-8	215	Fr.	Bartlesville, Okla. / Bartlesville HS	2.3	1.7	Scored a career-high 11 points against Wyoming
F/C	53	Gavin MacGregor	6-10	240	Sr.	Ridgecrest, Calif. / Burroughs HS	2.8	2.4	Out with an injury to his right foot

REDSHIRTS

G	10	Michael Loyd, Jr.	6-1	170	So.	Las Vegas, Nev. / Palo Verde HS
F	35	Michael Boswell	6-9	215	Fr.	Aloha, Ore. / Aloha HS



BYU SERIES RECORD VS. AIR FORCE

Overall Series Record: BYU leads 47-12
 BYU Record in Provo: 24-4 (24-2 in the Marriott Center)
 BYU Record in Colorado Springs: 20-7 (20-7 in Clune Arena)
 BYU Record at Neutral Sites: 3-1
 BYU Record under Dave Rose: 5-1
 BYU Record in Overtime Games: 2-0
 Last Overtime Game: 1989, won at AFA, 89-88
 Longest BYU Win Streak: 15 (1990-96)
 Longest Air Force Win Streak: 3 (2005-06)
 Largest BYU Margin of Victory: 35, 103-68 in 1993
 Largest Air Force Margin of Victory: 31, 70-39 in 2005
 Most Points Scored by BYU: 110 in 1965
 Most Points Scored by Air Force: 93 in 1987

12-18-61	Air Force	66-68	L
12-14-63	Air Force	61-65	L
1-29-65	at Air Force	110-77	W
1-2-81	at Air Force	77-65	W
2-7-81	Air Force	62-51	W
1-21-82	Air Force	54-40	W
2-13-82	at Air Force	49-41	W
1-24-83	at Air Force	73-61	W
2-19-83	Air Force	66-57	W
1-28-84	Air Force	69-49	W
2-27-84	at Air Force	71-67	W
1-17-85	at Air Force	79-72	W
2-2-85	Air Force	66-60	W
3-4-85	Air Force*	79-82	L
1-18-86	at Air Force	65-57	W
1-23-86	Air Force	66-45	W
1-22-87	Air Force	87-69	W
1-30-87	at Air Force	91-93	L
3-5-87	vs. Air Force** (OT)	82-79	W
1-30-88	Air Force	95-75	W
2-25-88	at Air Force	76-62	W
1-19-89	at Air Force (OT)	89-88	W
1-24-89	Air Force	78-79	L
1-18-90	at Air Force	64-56	W
2-24-90	Air Force	67-42	W
1-25-91	Air Force	72-55	W
2-23-91	at Air Force	70-61	W
1-18-92	Air Force	66-45	W
2-13-92	at Air Force	68-60	W
3-12-92	vs. Air Force+	72-51	W
1-16-93	at Air Force	103-68	W
2-20-93	Air Force	98-80	W
1-15-94	Air Force	87-73	W
2-17-94	at Air Force	94-82	W
1-7-95	at Air Force	89-68	W
2-25-95	Air Force	79-72	W
1-8-96	Air Force	68-64	W
2-22-96	at Air Force	80-66	W
1-24-98	at Air Force	61-80	L
2-19-98	Air Force	79-60	W
1-27-00	at Air Force	55-60	L
3-2-00	Air Force	73-52	W
2-1-01	Air Force	62-45	W
3-3-01	at Air Force	51-50	W
3-8-01	vs. Air Force^	69-54	W
1-21-02	at Air Force	64-74	L
2-18-02	Air Force	67-51	W
2-03-03	Air Force	65-33	W
3-01-03	at Air Force	56-43	W
1-24-04	at Air Force	52-74	L
2-23-04	Air Force	67-61	W
1-22-05	Air Force	49-52	L
2-21-05	at Air Force	39-70	L
1-5-06	at Air Force	59-75	L
2-4-06	Air Force	65-59	W
1-27-07	No. 13 Air Force	61-52	W
2-27-07	at No. 25 Air Force	62-58	W
1-30-08	at Air Force	69-53	W
3-1-08	Air Force	76-57	W

^MWC Tournament (Las Vegas)
 *WAC Tournament (Provo)
 **WAC Tournament
 + WAC Tournament (Fort Collins)

LOOKING AT AIR FORCE

Air Force is 9-11 overall and 0-7 in MWC action. The Falcons are 7-6 at home but have dropped their last four — all conference games against San Diego State, TCU, Utah and UNLV. Air Force is last in the conference in scoring at 60.1 points per game and is second in points allowed at 60.2. The Falcons shoot 44.1 percent from the floor as a team and their opponents shoot just below 40.0 percent at 39.9 percent — also second in the league. Air Force is the second-best three-point shooting team in the conference at 38.1 percent and makes 6.5 treys per game. The three leading scorers for the Falcons are seniors in Anwar Johnson (13.4 ppg), Matt Holland (11.5 ppg) and Andrew Henke (11.1 ppg). Sophomore Evan Washington leads the team on the boards at 4.8 rebounds per game while contributing 7.5 points per contest. Holland is first in the conference in three-point shooting at 44.8 percent and leads the Falcons in shooting from the field (51.3 percent) and the line (79.3 percent). Jeff Reynolds is in his second season coaching the Falcons. He led Air Force to a 16-14 record last season and has a career mark of 107-59. Reynolds is coaching his sixth season overall as a head coach.

AIR FORCE'S PROBABLE STARTERS

Pos.	#	Name	Ht.	Wt.	Yr.	PPG	RPG
G	35	Evan Washington	6-4	195	So.	7.5	4.8
G/F	42	Anwar Johnson	6-5	200	Sr.	13.4	4.1
F	31	Matt Holland	6-6	205	Sr.	11.5	3.6
G/F	10	Andrew Henke	6-6	215	Sr.	11.1	4.1
F	50	Grant Parker	6-7	220	Jr.	6.2	3.3

AIR FORCE'S LAST OUTING — FALCONS FALL TO UNLV, 59-38

AIR FORCE ACADEMY, Colo. (AP) -Joe Darger had a game-high 18 points and UNLV connected on 12 3-pointers as the Rebels handed Air Force its eighth straight loss, 59-38, Saturday afternoon. The Rebels attempted 30 shots from 3-point range, with Kendall Wallace scoring all of his 15 points from beyond the arc. Wink Adams added 13 points for UNLV, while Matt Holland led Air Force with 13 points. The Falcons hit just 5-of-20 shots from 3-point range and shot 35 percent from the field in the loss, their ninth in 10 games. UNLV improved to 17-4 on the season, 5-2 in the Mountain West Conference, while Air Force fell to 9-11 overall and 0-7 in conference play.

SERIES NOTES

Tuesday's game will be the 60th meeting between BYU and Air Force with the Cougars owning a 47-12 advantage, including 20-7 in Clune Arena. BYU has won five-straight against the Falcons and is 5-1 vs. Air Force under Dave Rose. The Cougars recorded two wins over a ranked Falcon squad in 2006 including a 61-52 victory over No. 13 Air Force in the Marriott Center and a 62-58 win over the No. 25 Falcons in Colorado Springs. Last season BYU won 69-53 on the road and 76-57 at home. In a series typically dominated by the Cougars the Falcons won four of five from 2004 to 2006, including three victories at Clune Arena and one in the Marriott Center.

COMPARING THE STATS — BYU VS. AIR FORCE

Season Averages Overall	BYU	Air Force
Points Scored/Game	80.0	60.1
Points Allowed/Game	66.8	60.2
Rebounds/Game	36.8	30.1
Assists/Game	17.5	12.5
Steals/Game	7.5	5.2
Blocks/Game	3.3	2.0
Turnovers	12.1	12.9
FG Percentage	.503	.441
FG Percentage Defense	.410	.399
3FG Percentage	.379	.381
3FG/Game	7.7	6.5
3FG Percentage Defense	.304	.334
FT Percentage	.704	.666



BYU at Air Force - Jan. 30, 2008

01/30/08 7:00 pm at USAFA, Colo. (Clune Arena)
VISITORS: BYU 16-5, 5-1 MWC

##	Player	tot:fg		3-pt		rebounds			pf	tp	a	to	blk	s	min																		
		fg	fga	fga	fta	of	ds	tot																									
30	CUMMARD, Lee	f	8	12	3	6	2	2	3	4	7	0	21	5	3	1	38																
45	TAVERNARI, Jonathan	f	8	15	4	11	2	2	1	3	4	4	22	4	1	0	3	35															
44	PLAISTED, Trent	c	4	6	0	0	1	4	1	9	10	2	9	0	2	0	0	19															
20	BURGESS, Sam	g	1	4	1	3	0	0	0	2	2	4	3	3	0	0	0	19															
24	MURDOCK, Ben	g	0	2	0	1	2	2	0	1	1	3	2	2	3	0	0	34															
01	LOYD, JR., Michael	g	0	0	0	0	0	0	0	1	1	0	0	1	1	0	0	6															
32	FREDETTE, Jimmer	g	4	10	2	6	0	0	0	0	0	3	10	2	0	0	0	24															
41	COLLINSWORTH, C	g	1	2	0	0	0	0	0	3	3	2	2	0	0	0	0	17															
54	MILES, Chris	g	1	0	0	0	0	0	1	2	3	0	0	0	0	0	0	8															
TEAM																																	
Totals.....		26		52		10		27		7		10		8		26		34		18		69		17		10		1		4		200	

TOTAL FG%	1st Half: 11-28 39.3%	2nd Half: 15-24 62.5%	Game: 50.0%	DEADBALL
3-Pt. FG%	1st Half: 4-15 26.7%	2nd Half: 6-12 50.0%	Game: 37.0%	REBOUNDS
F Throw %	1st Half: 3-6 50.0%	2nd Half: 4-4 100%	Game: 70.0%	2

HOME TEAM: Air Force 11-8, 3-3 MWC

##	Player	tot:fg		3-pt		rebounds			pf	tp	a	to	blk	s	min																		
		fg	fga	fga	fta	of	ds	tot																									
31	HOLLAND, Matt	f	2	4	0	2	0	0	1	0	1	0	4	0	0	1	19																
42	JOHNSON, Amwar	f	1	7	0	3	6	0	4	4	2	5	4	0	0	1	40-																
44	MAREN, Keith	c	5	7	3	3	2	2	1	2	3	3	15	0	2	0	3	34															
12	ANDERSON, Tim	g	6	12	2	5	8	10	0	4	4	4	22	3	2	1	37																
35	WASHINGTON, Evan	g	0	2	0	0	2	4	2	4	6	1	2	0	2	0	0	33															
10	HENKE, Andrew	g	1	7	0	5	0	0	0	4	4	1	2	0	0	0	20																
13	ELAMIN, Saj	g	0	0	0	0	0	0	0	0	0	0	0	0	0	0	0+																
14	HOOD, Adam	g	0	1	0	0	1	2	0	1	1	2	1	0	0	0	1	11															
32	KENZIK, Eric	g	1	1	0	0	0	0	0	0	0	1	2	0	0	0	0	7															
TEAM																																	
Totals.....		16		41		5		15		16		24		4		19		23		14		53		8		10		1		8		200	

TOTAL FG%	1st Half: 7-23 30.4%	2nd Half: 9-18 50.0%	Game: 39.0%	DEADBALL
3-Pt. FG%	1st Half: 3-11 27.3%	2nd Half: 2-4 50.0%	Game: 33.3%	REBOUNDS
F Throw %	1st Half: 7-9 77.8%	2nd Half: 9-15 60.0%	Game: 66.7%	3

Officials: Randy McCall, Mark Whitehead, Ruben Ramos

Technical fouls: BYU:None, Air Force:None.

Attendance: 4954

Score by Periods	1st	2nd	Total
BYU	29	40	69
Air Force	24	29	53

Points in the paint-BY 18,AF 20. Points off turnovers-BY 15,AF 11.
2nd chance points-BY 7,AF 7. Fast break points-BY 0,AF 2.
Bench points-BY 12,AF 5. Score tied-4 times. Lead changed-0 times.
Last FG-BY 2nd-00:22, AF 2nd-02:44.
Largest lead-BY by 16 2nd-03:31, AF None.

LAST YEAR AT AIR FORCE — COUGARS RACK UP ROAD VICTORY

USAFA, Colo. (Jan. 30, 2008) - The BYU men's basketball team picked up its second Mountain West Conference road victory of the year with a 69-53 win at Air Force on Wednesday. At 16-5 overall and 5-1 in league play, the Cougars are off to their best MWC start since 2002-03. The big three once again led the Cougars as Jonathan Tavernari paced BYU with 22 points and Lee Cummard was right behind with 21 points on 8-for-12 shooting from the field. Despite battling flu-like symptoms for the last four days, Trent Plaisted pulled down a game-high nine rebounds while adding nine points in 19 minutes. Cummard dished out a BYU-best five assists and added eight boards while Tavernari tallied a career-high four assists. True freshman Jimmer Fredette also scored in double figures with 10 points. The Falcons' Keith Maren scored Air Force's first 11 points, including three makes from behind the arc, to keep the game tied at 11-11 until Cummard kept the Falcons at bay with a layin at the 13:03. Nursing a 13-12 advantage, the Cougars put together a 7-1 run with scores from Cummard and freshmen Chris Collinsworth and Fredette to go up 20-13. After being fouled on a three-point attempt, Tim Anderson drained three free throws to cut the BYU lead to four points. Anderson then became the first Falcon other than Maren to score from the field with a fastbreak layin to end a 6:39 AFA scoring drought from the floor. Riding a 7-1 spurt, the Falcons got within one point at 21-20 after another bucket from Maren with 4:46 to play. Cummard ended the Cougar dry spell with a jumper at the 3:11 mark and then scored on the fastbreak after picking off the Falcons' Evan Washington. Fredette then added his own teardrop jumper to put some distance between the two teams as the BYU lead grew to 27-20 before an eventual-half-time margin of 29-24. Cummard led the Cougars with 10 points in the half while he and Plaisted each pulled down five rebounds. Anderson began the second half with a huge three-point make for the Falcons before Tavernari scored the first BYU bucket of the half. But Anderson came right back and made it a one-point game with a three-point play on the next trip down the floor. However, just as the Falcons threatened to take their first lead of the game, Plaisted came up with a bucket followed by a big three from Cummard to push the Cougar lead up to 36-30. The two teams battled from there as BYU hung tenaciously to a lead that hovered between five and seven points. Tavernari got into the double-digit scoring column with his third three-pointer of the night to equal the game-high lead at 41-34, but Air Force responded with four straight points to cut the lead back to three with 12:10 to play. However, Tavernari scored the next four Cougar points, part of a 16-point second-half performance for the sophomore, to once again push the lead to seven points at 45-38. Moments later, treys from Cummard and Tavernari sandwiched around a Falcon free throw gave BYU its largest lead of the game to that point at 51-42. Despite another Air Force rally, the Cougars continued to hit big shots, making nine in a row to take a 65-50 lead with just under five minutes to play after a back-breaking three-pointer from Fredette, allowing BYU to cruise to the 69-53 win.

WHAT WAS SAID AFTER THE GAME ...

BYU Head Coach Dave Rose

— "This was really as good a team win as we've had all year long. We got great play out of our bench and really good play from our starters. Different players carried us at different points. At one point in the second half, we had three freshmen on the floor, which says a lot about your team."
— "Just the fact that Trent (Plaisted) was willing to push himself through the sickness says a lot. He gave us great minutes and crucial baskets in a crucial time. I think it was a big, big plus for us. Coming over here, we didn't think we'd be able to get any minutes from him at all. Every minute we played for us was a bonus. Trent made a big sacrifice tonight. He laid it out there for us and that's a real positive sign."

NOTES FROM LAST YEAR AT AIR FORCE

- Jonathan Tavernari made his 15th start of the year, joining Ben Murdock, Sam Burgess, Lee Cummard and Trent Plaisted in the starting five. The latter four have started every game this season.
- Individual Career Highs: Jonathan Tavernari - 4 assists.
- At 5-1 in Mountain West Conference play, the Cougars are off to their best league start since the 2002-03 season when they also began 5-1 through the first six games. BYU finished the 2002-03 season tied for first in the conference at 11-3.
- With the 69-53 win, BYU has now won its last three games when scoring under 70 points (55-52 at Utah, 59-56 vs. SDSU).
- BYU picked up its second MWC road win with the victory at Air Force, moving to 2-1 on the road in league play and 4-3 overall. BYU won five of its last seven road games last season and was the only MWC team with a winning road record in league play at 5-3.
- With a game-high lead of 16 points, the Cougars have now held a double-digit lead in 16 of 21 games in the year. BYU has led wire-to-wire in nine games this season.
- BYU has made 23 three-pointers in the last two games with 13 against New Mexico and 10 at Air Force. The Cougars have made double-digit three-pointers in eight games this year. With 174 treys on the year, BYU is on pace to break the single-season three-point record of 256 set last year. Cummard has now made a three-pointer in 19 of 21 games this season while Tavernari has done so in 18 games and Burgess in 16.
- With a 29-24 advantage after the first 20 minutes of play, BYU recorded its 17th halftime lead of the season. The Cougars are now 15-2 when leading at the break. BYU has held its opponents under 30 points in the first half of 15 games. The Cougars shot 39.3 percent from the field in the half, their highest first-half shooting percentage on the road since shooting 46.7 percent in the first period at Boise State.
- Despite battling flu-like symptoms that limited his playing time to 19 minutes, Plaisted recorded nine points and nine rebounds to move to 26th on BYU's all-time career scoring list with 1,143 points and surpass 600 career rebounds with 608. Plaisted is one of only 11 Cougars all-time to record at least 1,000 points and 600 rebounds.
- Cummard's 21-point outing at Air Force marked the sixth time this season and the eighth time in his career he has scored at least 20 points. Cummard has had back-to-back 20-point outings including 20 against New Mexico on Saturday.
- Tavernari also surpassed the 20-point mark for the third time this season with 22 points against the Falcons.
- With 10 points in the first half on 4-for-7 shooting from the field, Cummard reached double digits in the first 20 minutes for the seventh time this season.



BYU vs. Air Force - March 1, 2008

03/01/08 7:05 p.m. at Marriott Center, Provo, Utah
VISITORS: Air Force 14-13, 6-8 MWC

##	Player	totfg		3-pt		rebounds		pf	tp	a	to	blk	s	min		
		fg	fga	fg	fga	ft	fta								of	de
12	ANDERSON, Tim	* 4	13	0	2	1	2	1	2	3	0	1	0	4	30	
31	HOLLAND, Matt	* 1	4	0	2	0	0	0	0	0	0	2	0	0	12	
35	WASHINGTON, Evan	* 3	9	1	2	2	2	0	3	3	0	9	2	0	1	38
42	JOHNSON, Anwar	* 1	3	0	3	6	3	1	4	3	5	0	4	0	31	
44	MAREN, Keith	* 0	0	0	0	0	0	1	1	2	0	0	1	0	9	
10	HENKE, Andrew	3	11	0	3	8	10	1	7	8	1	14	3	3	20	
14	HOOD, Adam	1	5	0	1	4	4	0	2	2	0	6	1	2	0	1
21	BROWN, Philip	2	4	0	1	2	2	0	4	4	2	6	0	3	0	13
24	BROOKS, Derek	1	2	0	1	0	0	0	0	0	2	2	0	0	0	11
32	KENZIK, Eric	1	3	0	0	2	2	3	5	4	4	1	0	0	1	18
	TEAM															
	Totals.....	17	54	1	12	22	28	9	26	35	15	57	7	11	3	200

TOTAL FG% 1st Half: 10/26 38.5% 2nd Half: 7/28 25.0% Game: 31.5% DEADBALL
3-Pt. FG% 1st Half: 0/4 0.0% 2nd Half: 1/8 12.5% Game: 8.3% REBOUNDS
F Throw % 1st Half: 4/6 66.7% 2nd Half: 1/2 50.0% Game: 78.6% 1

HOME TEAM: BYU Cougars 23-6, 12-2 MWC

##	Player	totfg		3-pt		rebounds		pf	tp	a	to	blk	s	min			
		fg	fga	fg	fga	ft	fta								of	de	tot
20	BURGESS, Sam	* 3	3	3	0	0	1	4	5	4	9	2	2	0	1	19	
24	MURDOCK, Ben	* 1	5	1	3	0	0	2	2	1	3	4	1	1	1	26	
30	CUMMARD, Lee	* 2	6	1	1	5	6	2	6	8	2	10	3	1	3	1	29
44	PLAISTED, Trent	* 7	11	0	0	6	9	0	3	3	1	20	1	5	0	26	
45	TAVERNARI, Jonathan	* 4	8	2	4	2	2	0	3	3	1	12	3	0	1	23	
01	LOYD, JR., Michael	2	3	2	3	0	0	0	3	3	2	6	3	2	0	11	
05	ROSE, Archie	0	1	0	1	0	1	0	1	1	3	0	1	1	0	6	
14	MARTINEAU, Nick	0	2	0	1	0	0	0	0	0	1	0	0	0	0	5	
32	FREDETTE, Jimmer	4	6	2	2	0	0	3	3	2	10	1	1	0	1	24	
41	COLLINSWORTH, Chris	1	5	0	2	0	0	1	6	7	3	2	2	0	1	0	20
54	MILES, Chris	2	3	0	0	0	1	1	2	0	4	1	1	0	0	11	
	TEAM																
	Totals.....	26	53	11	20	13	18	5	33	38	20	76	21	14	6	5	200

TOTAL FG% 1st Half: 10/20 50.0% 2nd Half: 16/33 48.5% Game: 49.1% DEADBALL
3-Pt. FG% 1st Half: 5/8 62.5% 2nd Half: 6/12 50.0% Game: 55.0% REBOUNDS
F Throw % 1st Half: 7/10 70.0% 2nd Half: 6/8 75.0% Game: 72.2% 1

Officials: David Hall, Kelly Self, Bobby McPhay
Technical fouls: Air Force-TEAM, BYU Cougars-None.
Attendance: 17427

Score by Periods	1st	2nd	Total
Air Force	24	33	57
BYU Cougars	32	44	76

Points in the paint: AF 22, BY 28. Points off turnovers: AF 15, BY 11.
2nd chance points: AF 2, BY 2. Fast break points: AF 2, BY 8.
Bench points: AF 32, BY 22. Score tied-1 time. Lead changed 0 times.
Last FG: AF 2nd 00:29, BY 2nd 00:47.
Largest lead: AF None, BY by 32 2nd-10:01.

LAST YEAR AT BYU — COUGARS OUTSHOOT AIR FORCE

With its 76-57 win over Air Force on Saturday, the No. 25 BYU men's basketball team improved to 23-6 on the season and 12-2 in Mountain West Conference play. The Cougars also extended the nation's longest active homecourt winning streak to 46 games. Trent Plaisted's 20 points led four Cougars scoring in double figures. Jonathan Tavernari added 12 points, with Lee Cummard and Jimmer Fredette contributing 10 points apiece. Cummard also secured a team-high eight rebounds. Plaisted started things off for the Cougars, scoring the first points of the game on a made lay-in. Tough defensive efforts by BYU held the Falcons to only one made free throw in the first five minutes of play. Shots continued to fall for Plaisted as he scored his 10th point of the game with 14:51 remaining in the first half. Down by eight points, Air Force battled back to tie the score at 14-14 with 9:30 to play in the half. Turnovers kept both teams off the scoreboard until back-to-back threes by Ben Murdock and Michael Loyd, Jr. gave BYU the advantage at 20-16. Air Force's Eric Kenzik brought his team to within two points after a successful trip to the free-throw line and a made jumper. The comeback attempt proved unsuccessful as Lee Cummard scored five straight points for BYU as the first half wound down. Fredette's make from beyond the arc gave the Cougars a 32-24 lead heading into the locker room. Plaisted started the second half much like he started the first. His five-point contribution was capped off by a two-handed dunk with 17:29 to play in the game. BYU went on to outscore Air Force 28-5 in the first 10 minutes of the half. A creative, over-and-behind-the-head pass from Tavernari to Plaisted set up the junior's second dunk of the night with just over 13 minutes remaining. Everything from long distance seemed to fall for the Cougars, as Loyd, Tavernari and Burgess combined for four consecutive three-pointers, bringing the lead to 63-31. With less than 10 minutes to play in the game, Air Force scored 15 points from the free-throw line to cut into the Cougars' 30-point lead. Fredette's five-point run in the last 1:16 of the game helped maintain BYU's comfortable lead.

WHAT WAS SAID AFTER THE GAME ...

BYU Coach Dave Rose

- "I thought we came out strong in the second half with confidence. We were more aggressive on the weak side and were able to stop the penetration from the first half."
- "We were competitive in the first half, but in the second we were very good at being the aggressor and putting on the attack to get the results we needed."
- "We're at this difficult point and the stakes are high, but this is what we started the whole season to be. We knew what the challenge would be, and we're ready to take that on and finish strong."

Air Force Coach Jeff Reynolds

- "I think everyone in this league plays better at home. BYU really got things going tonight, and they play confidently at home."
- "Dave Rose has done a good job with the team here. He has put together a nice team."
- "Overall I thought we played well in the first half, but we got out of control and couldn't control BYU in the second half. We just couldn't make our shots."

NOTES FROM LAST YEAR AT BYU

- Jonathan Tavernari made his 24th start of the year, joining Ben Murdock, Sam Burgess, Lee Cummard and Trent Plaisted in the starting five. The latter four have started every game this season.
- With the 76-57 win, BYU improved its Marriott Center win streak to 46 games, improving on its program record. The Cougars have won 23 straight nonconference games and 23 games against MWC opponents dating back to an 83-71 setback against Loyola Marymount on Nov. 18, 2005. That game was also Dave Rose's head-coaching debut, meaning Rose has gone 46-1 in the Marriott Center as a head coach. BYU's current streak of 46 straight home wins is the longest active home court victory streak in the nation. The BYU football team has won 12 straight home games with its last home loss coming on Nov. 19, 2005, the day after BYU's last home basketball defeat.
- At 23-6, BYU is off to its best record since 1992-93 when the Cougars were also 23-6 after 29 games. Only two teams at BYU have ever achieved a record better than the Cougars' current 23-6 record while four others have equaled that mark.
- The 2007-08 Cougars are also one of just seven BYU squads to record at least 23 regular-season wins. Three BYU teams posted 24 regular-season victories while three others achieved 23 wins before postseason play (not including this year's team). With two regular-season games remaining, this year's team could become the only Cougar squad to ever post 25 regular-season victories.
- With the 76-57 win, BYU is now 19-1 when scoring at least 70 points and 19-1 when holding opponents under 70 points.
- With a 32-24 advantage after the first 20 minutes of play, BYU recorded its 23rd halftime lead of the season. The Cougars are now 21-2 when leading at the break. BYU has scored at least 30 points in the first half of 23 games while holding opponents under 30 points in the first half of 19 contests.
- With a game-high lead of 32 points, the Cougars have now posted a double-digit lead in 21 of 29 games and have led by 20 or more in 14 games and by 30 or more in five contests. BYU has led wire-to-wire in 13 games this season, including both contests against the Falcons.
- BYU's 11 three-pointers on the night marked the 10th time this season the Cougars have made double-digit treys. Their season total of 238 leaves them just 18 shy of the program record for threes in a season set last year with 256.
- After holding a slim 26-24 lead, BYU put together a 16-0 run spanning halftime to take a 42-24 advantage. The spurt was the Cougars' longest since scoring 19 straight in their first league game against Colorado State on Jan. 12.
- With 20 points against the Falcons, Plaisted has scored at least 20 points in five of the last seven games. BYU has had at least one player top the 20-point mark in each of the last 10 games.
- Tavernari drained twothree-pointers against Air Force to improve his season total to 72, leaving him just two treys shy of tying the single-season BYU record of 74 set by Andy Toolson in 1990. Tavernari's 72 treys ties the Mountain West Conference sophomore record set by Utah's Nick Jacobsen in 2001-02.
- The Cougars held the Falcons without a bucket for the first 4:26 of the game while building a 9-1 lead.
- Plaisted made his first four shots from the field and his first three free throws to score 11 of the Cougars' first 14 points.



MEDIA RELATIONS INFORMATION

Basketball Media Relations Director: Kyle Chilton
Office: (801) 422-4909; Cell: (801) 372-2080
Email: kyle_chilton@byu.edu

Assistant Basketball Media Relations: Jackie Johnson
Office: (801) 422-8999; Cell: (520) 227-7720
Email: swimming_sid@byu.edu

Associate AD/Communications: Duff Tittle
Office: (801) 422-8948; Cell: (801) 372-4401
Email: duff_tittle@byu.edu

Athletic Communications Fax: (801) 422-0633
Mailing Address: 30 SFH, Provo, UT 84602-2239
Marriott Center Pressrow Phone: (801) 422-3675

2008-09 BYU QUICK FACTS**BYU - UNIVERSITY INFO**

Location: Provo, Utah 84602
Elevation: 4,553 feet
Enrollment: 29,854 (Daytime)
Founded: October 15, 1875
Owned: The Church of Jesus Christ of Latter-day Saints
Nickname: Cougars
Mascot: Cosmo
Colors: Blue & White
Arena (capacity): Marriott Center (22,700)
Conference: Mountain West
President: Cecil O. Samuelson (Utah, 1966)
Athletic Director: Tom Holmoe (BYU, 1983)
Athletic Website: byucougars.com
Tickets: 422-BYU1 or 1-800-322-BYU1

BYU COACHING STAFF

Head Coach: Dave Rose
Alma Mater (year): Houston (1983)
Record at School (years): 88-31 (4th year)
Career Div. I Record (years): same
Office phone for head coach: Call SID
Best time/day to reach coach: Call SID
Basketball Office Fax: (801) 422-5965
Associate Head Coach (Alma Mater, year)
Dave Rice (UNLV, 1991)
Assistant Coaches (Alma Mater, year)
John Wardenburg (BYU, 1986)
Terry Nashif (BYU, 2005)
Dir. of Basketball Operations: Tim LaComb (Utah, 2006)

BYU TEAM INFO

2007-08 Overall Record: 27-8
Conference Record/Finish: 14-2 (1st Mountain West)
2008 Postseason: NCAA, 0-1, lost vs. Texas A&M, 67-62
2008 Final National Ranking: NR
Starters Returning/Lost: 2/3
Lettermen Returning/Lost: 8*/6
Newcomers: 3
*includes two letterwinners who did not play in games last year

BYU HISTORY

First Year of Basketball: 1903
Overall All-Time Record: 1569-991 (.613)
Winning Seasons: 85 (last 2008)
Conference Championships: 28 (last 2008)
Postseason Appearances (record): 33 (23-34)
Total NCAA Appearances (record): 23 (11-26)
Last NCAA Appearance: 2008
Result: (0-1) Lost, NCAA First Round (Anaheim, Calif.)
vs. Texas A&M, 67-62
Total NIT Appearances (Record): 10 (12-8)
Last NIT Appearance: 2006
Result: (0-1) lost at Houston, 77-67

BYU'S LAST OUTING — FREDETTE LEADS BYU TO WIN OVER WYOMING

PROVO, Utah (Jan. 31, 2009) – The BYU men's basketball team ran to an 84-60 win against the Wyoming Cowboys on Saturday in the Marriott Center. With the win the Cougars improve to 16-5 on the season and 4-3 in Mountain West Conference play. Sophomore Jimmer Fredette led all scorers with a career-high 28 points, while Lee Cummard, Chris Miles and Noah Hartssock also scored in double-figures, with 17, 12 and 11 points, respectively. The Cougars quickly jumped out to an 8-2 lead to begin the game after Fredette's second three-pointer in the first two minutes. BYU steadily increased its lead with makes by Miles and Charles Abouo, who recorded his first career start as a Cougar. Fredette continued to dominate offensively, as he scored a total of 19 points in the first half—also a career high. His steal and fast-break layup gave BYU a 32-12 lead. With 5:28 remaining in the half, the sophomore took advantage of a Wyoming turnover and recorded his fourth dunk of the season. As the first half wound down Jonathan Tavernari scored his first points of the game off a three-point make. Hartssock's layin with 1:13 remaining until the break sent the Cougars into the lockerroom with a 43-27 halftime lead. Coming out of the break the Cowboys scored off three makes from beyond-the-arc to attempt an early comeback, but the Cougars continued putting points on the board. After a 1-for-2 trip to the free-throw line, Hartssock connected on a 10-foot jumper. The freshman also saved a ball from rolling out-of-bound, passing to Cummard who laid it in for two points. With just under eight minutes remaining in the game, a steal by Cummard set up a fast-break opportunity as Tavernari scored to give BYU the 70-49 lead. Multiple trips to the free-throw line for Wyoming could not make up for the hot shooting by BYU as it went on a 12-0 run late in the game. The Cowboys' Brandon Ewing made four free throws to end the game.

WHAT WAS SAID AFTER THE GAME ...**BYU Head Coach Dave Rose**

– "Our preparation was really good the last two days. Our focus was good and we executed really well tonight."
– "Wyoming is a penetrating team, but we attacked early and that helped us to get into position and hold our lead really well."
– "I was proud of our consistent effort defensively."
– "Jimmer was really good at the start of the game and managed that consistent effort the duration of the game. He made some big shots at the end of the game for our team."

Wyoming Head Coach Heath Schroyer

– "They came out hitting on all cylinders and played well. They are notorious for that and are a very good team."
– "Jimmer Fredette is very good and I knew that from watching film on him, but tonight I saw it first hand. He's big, strong, can shoot the three and is strong on the dribble. He is very good."

BYU NOTES FROM LAST OUTING**Player Notes**

– To break his previous career high first half points (18), Jimmer Fredette had his fourth dunk of the season giving him the new first half career high of 19 points. Fredette also broke his career high with 28 points on the afternoon versus the Cowboys.
– For the first time this season, Dave Rose started Charles Abouo who posted two points and three rebounds on the afternoon. Lee Cummard, Jonathan Tavernari and Chris Miles have started each game this season. The Cougars had used the same starting lineup for the 19 games prior to the Wyoming matchup.
– James Anderson came off the bench in the first half to go 2-for-2 from the field, grabbing one rebound and posting four points in four minutes. He has scored four points in each of the last three games.
– Saturday's game marks the first time center Chris Miles has had back-to-back games in double figures in his career. He posted 12 points at Utah Tuesday and 12 points at the Marriott Center against Wyoming on Saturday.
– For the 17th game this season, Lee Cummard posted double-figure points with 17 plus nine rebounds, four assists and two blocks. This is the fourth game in a row that he has scored more than 10 points.
– Noah Hartssock chalked up 11 points against Wyoming, a career high for the freshman. He also tallied four rebounds on the afternoon.

Team Notes

– For the 18th time this season the Cougars have led at the half and for the 14th time they have scored at least 40 points in the first period with a 43-27 margin at the half. For the ninth time this season BYU has led its opponent by over 11 points at the half, with a 16-point lead going into the locker room Saturday against Wyoming.
– For the 13th game this season BYU shot 50 percent or better in the first half. The Cougars also held the Cowboys to 32.1 percent shooting in the first half. Saturday's game marks the eighth time the Cougars have held their opponent under 40 percent shooting in the first half. BYU is 7-0 when holding its opponent to shooting less than 40 percent in the first half.

Record Watch

– With 17 points against Wyoming on Saturday, Lee Cummard now has 373 points this season and 1,376 career points. During the game he passed Trent Plaisted (1,372) and Roland Minson (1,375), putting him in 13th for career points in BYU history. He needs 13 points to pass Andy Toolson (1,388) for 12th place.
– Jonathan Tavernari had two steals against the Cowboys to give him 104 career takeaways. He passed Justin Weidauer (102) during the game to place him in 10th place all-time for BYU.
– Jonathan Tavernari hit one three-pointer against Wyoming to bring his career total to 172. He is now 42 threes from passing Mark Bigelow (213) for first. He has 55 threes this season.
– Lee Cummard hit one trey against Wyoming to give him 26 for the season and 143 for his career. He is fourth all-time and 21 from passing Mike Rose for third.
– Jonathan Tavernari scored five points against Wyoming to bring his career total to 989. He needs 11 points to reach the 1,000-point mark for his career.

Game Trends

– BYU kept the lead the entire game, its biggest lead of the first half coming at the 9:32 mark with 20. In the second half the Cougars extended their lead to 30 at the 3:38 mark, finishing off the game with a 24-point lead at 84-60. This is the fourth time BYU has led the entire game this season.



COUGAR ROSTER BREAKDOWN

STARTERS RETURNING (2)

Name	Pos.	Cl.	2007-08 Stats
Lee Cummard	G	Sr.	(15.8 ppg, 6.3 rpg, 3.5 apg)
Jonathan Tavernari	F	Jr.	(13.1 ppg, 5.3 rpg, 1.5 apg)

STARTERS LOST (3)

Trent Plaisted	F/C	Jr.	(15.6 ppg, 7.7 rpg, 1.5 apg)
Sam Burgess	G	Sr.	(8.7 ppg, 3.5 rpg, 1.9 apg)
Ben Murdock	G	Sr.	(3.9 ppg, 2.4 rpg, 3.6 apg)

OTHER LETTERWINNERS RETURNING (6)

Jimmer Fredette	G	So.	(7.0 ppg, 1.1 rpg, 1.7 apg)
Chris Miles	F/C	Jr.	(2.5 ppg, 1.5 rpg, 0.6 apg)
Michael Loyd, Jr.	G	So.	(2.0 ppg, 0.9 rpg, 1.2 apg)
Archie Rose	G	Sr.	(0.9 ppg, 0.8 rpg, 0.4 apg)
Gavin MacGregor	F/C	Sr.	(* 1.2 ppg, 0.5 rpg, 0.5 bpg)
Jackson Emery	G	So.	(* * 2.8 ppg, 1.5 rpg, 0.7 apg)

* Did not play last year due to injury, stats from 2006-07
 ** Did not play last year while serving a two-year LDS Church mission; stats from 2005-06

OTHER LETTERWINNERS LOST (3)**

Vuk Ivanovic	F/C	Sr.	(3.3 ppg, 2.4 rpg)
Chris Collinsworth	F	Fr.	(3.2 ppg, 4.8 rpg, 0.5 apg)
Nick Martineau	G	Fr.	(0.7 ppg, 0.4 rpg, 0.7 apg)

** Includes two players who are interrupting their eligibility to serve LDS Church missions (Collinsworth and Martineau)

RETURNING REDSHIRTS (3)

Name	Pos.	Ht.	Wt.	Cl.
Lamont Morgan, Jr.	G	5-10	170	Jr.
James Anderson	F/C	6-10	230	Fr.
Matt Pinegar	G	6-0	190	Fr.

NEWCOMERS (3)

Charles Abouo	G/F	6-5	210	Fr.
Michael Boswell	F	6-9	215	Fr.
Noah Hartssock	F	6-8	215	Fr.

BY POSITION

POINT GUARD

Lamont Morgan, Jr.	5-10	Jr.
Jimmer Fredette	6-2	So.
Michael Loyd, Jr.	6-1	So.

WING

Lee Cummard	6-6	Sr.
Archie Rose	6-4	Sr.
Jonathan Tavernari	6-6	Jr.
Jackson Emery	6-3	So.
Jimmer Fredette	6-2	So.
Michael Loyd, Jr.	6-2	So.
Charles Abouo	6-5	Fr.
Matt Pinegar	6-0	Fr.

POST

Gavin MacGregor	6-9	Sr.
Chris Miles	6-11	Jr.
Jonathan Tavernari	6-6	Jr.
James Anderson	6-11	Fr.
Michael Boswell	6-9	Fr.
Noah Hartssock	6-8	Fr.

CUMMARD, TAVERNARI NAMED TEAM CAPTAINS

PROVO, Utah (Nov. 4, 2008) – BYU men's basketball head coach Dave Rose announced Tuesday that senior Lee Cummard and junior Jonathan Tavernari have been selected to serve as captains on this year's team. Cummard is a three-year starter and the reigning Mountain West Conference Player of the Year. He earned Associated Press All-America honorable mention last year after helping the Cougars win their second straight outright MWC title and a 27-8 overall record. A 6-foot-7 swingman from Mesa, Ariz., Cummard is a do-everything player who led the Cougars in scoring (15.8), field-goal percentage (.569), three-point percentage (.472) and blocked shots (1.0) last year while ranking second in rebounds (6.3), assists (3.5), steals (0.9) and free-throw percentage (.857). Tavernari followed his MWC Freshman of the Year season in 2006-07 with a record-setting sophomore campaign last year. The 6-foot-6 forward from Sao Bernardo, Brazil, earned All-MWC Third Team honors and set the BYU single-season and sophomore MWC three-point record with 88 treys last season. He was third on the team in scoring (13.1 ppg) and rebounding (5.3 rpg) while averaging 1.5 assists and a team-best 1.4 steals per game. This summer he was the lone nonprofessional player to make the Brazilian Senior National Team that competed at the Olympic Qualifying Tournament in Athens, Greece.

LEE CUMMARD NAMED TO WOODEN AWARD AND NAISMITH TROPHY WATCH LISTS

BYU senior guard Lee Cummard has been named to the preseason watch lists for two of college basketball's most prestigious awards, the Wooden Award and the Naismith Trophy. Both lists are composed of 50 student athletes who, based on last year's individual performance and team records, are the early frontrunners for the awards. The reigning Mountain West Conference Player of the Year, Cummard is a three-year starter who earned Associated Press All-America honorable mention last year after leading the Cougars to a 27-8 overall record and their second straight outright MWC title. A 6-foot-7 swingman from Mesa, Ariz., Cummard is a do-everything player who led the Cougars in scoring (15.8), field-goal percentage (.569), three-point percentage (.472) and blocked shots (1.0) last year while ranking second in rebounds (6.3), assists (3.5), steals (0.9) and free-throw percentage (.857).

CUMMARD, TAVERNARI AND MILES EARN ALL-BTI HONORS

Chris Miles and Jonathan Tavernari earned Basketball Travelers Invitational All-Tournament honors while Lee Cummard was named the tournament MVP. Cummard led the Cougars at the BTI averaging 16.0 points and 7.3 rebounds while shooting 60.0 percent from the field. Tavernari was second in scoring and rebounding at 14.3 points and 6.7 rebounds per game. Chris Miles averaged 12.0 points and 4.7 rebounds. Miles had his best game in BYU's win over Cal Poly, scoring a career-high 24 points.

MWC PLAYERS OF THE WEEK

Lee Cummard (Nov. 17)

COLORADO SPRINGS, Colo. – BYU senior Lee Cummard has been named the Mountain West Conference Men's Basketball Player of the Week for the third time in his career. A 6-foot-7 guard from Mesa, Ariz., Cummard scored a career-high 36 points to go with 11 rebounds, four assists, two steals and a career-best tying four blocks in BYU's 75-65 victory over Long Beach State Friday in Provo. He shot 13-for-16 (81.3 percent) from the floor, including 3-of-4 from three-point range and 7-for-7 from the charity stripe. Cummard netted 22 of his team's 31 points in the first half on 9-of-11 shooting and kept BYU in the game by scoring 11 of 12 points during one stretch. With BYU trailing 40-33 early in the second half, he scored six straight points and assisted on another bucket to give the Cougars the lead, then went 6-for-6 from the free-throw line in the final six minutes of the contest to put the game away. His 36 points marks the most points scored by a BYU player since 1993 and ties for the eighth highest individual performance in BYU men's basketball history.

Jimmer Fredette (Dec. 15)

COLORADO SPRINGS, Colo. – BYU sophomore Jimmer Fredette and New Mexico junior Roman Martinez have been named the Mountain West Conference Men's Basketball Co-Players of the Week. Fredette is a first-time player of the week honoree and is the second Cougar this season to earn the award. Lee Cummard was named player of the week on Nov. 17. A 6-foot-2 guard from Glens Falls, N.Y., Fredette averaged 20.0 points per game while shooting 72.7 percent from the field (16-for-22) and 87.5 percent from the charity stripe in helping BYU to wins against Boise State (94-56) and Portland (91-76) last week. He started the week scoring a career-high 23 points on 10-of-15 shooting, while tying a career-best with four steals vs. Boise State. Fredette also tallied two assists vs. the Broncos. Against Portland, Fredette scored 17 points (6-for-7 from the field), while also collecting three rebounds, three assists and two steals.

SIGNING DAY

PROVO, Utah (Nov. 12, 2008) – BYU men's basketball coach Dave Rose today announced that four players have committed to play for the Cougars by signing national letters of intent. Joining BYU for the 2009-10 season will be 6-foot-4 guard Tyler Haws out Lone Peak High School and 6-foot-9 forward Brandon Davies out of Provo High School. Big men Nate Austin from Lone Peak and Ian Harward from Creem High School, both 6-foot-10, plan to complete their missionary service before enrolling at BYU. Haws has led Lone Peak to back-to-back 5A state titles under coach Quincy Lewis. Haws averaged 20.9 points, 4.6 rebounds and 3.1 assists per game as a junior while helping Lone Peak to a 23-2 overall record. He was named the 2008 Utah Mr. Basketball and the 2008 Gatorade Utah boys basketball player of the year. Haws's father Marty Haws was an all-conference selection at BYU. This past summer he was the only boys basketball player from Utah that participated in the Reebok All-America camp in Philadelphia, which featured 100 of the top high school players from around the country. An athletic big man and excellent low post scorer, Davies has helped lead Provo High School to back-to-back 4A state titles under Craig Drury. Davies was recently named to the Long Beach Press-Telegram Best in the West Second Team along with Haws. A traditional low post player, Harward will bring size to the Cougar roster following his mission. Harward plays well with his back to the basket and has range out to 15 feet. This summer Harward registered 35 points, 13 rebounds and 10 blocks in a Tri-City Tournament game near Seattle. Austin is a teammate of Haws at Lone Peak High. At the Las Vegas Spring Showcase Austin scored 24 points and grabbed 22 rebounds in a gold bracket quarterfinal game. Austin is known for his work ethic and can step out and shoot the three as well as play on the post.



COUGAR ROSTER BREAKDOWN CONT.

BY CLASS

SENIORS (3)

Lee Cummard	6-6	G/F
Gavin MacGregor	6-9	F/C
Archie Rose	6-4	G/F

JUNIORS (3)

Chris Miles	6-11	F/C
Lamont Morgan, Jr.	5-10	G
Jonathan Tavernari	6-6	G/F

SOPHOMORES (3)

Jackson Emery	6-3	G
Jimmer Fredette	6-2	G
Michael Loyd, Jr.	6-2	G

FRESHMEN (5)

Charles Abouo	6-5	G/F
James Anderson	6-11	C
Michael Boswell	6-9	F
Noah Hartssock	6-8	F
Matt Pinegar	6-0	G

BY STATE/COUNTRY

ARIZONA (2)

James Anderson	Page
Lee Cummard	Mesa

CALIFORNIA (2)

Gavin MacGregor	Ridgecrest
Lamont Morgan, Jr.	Pomona

NEVADA (1)

Michael Loyd, Jr.	Las Vegas
-------------------	-----------

NEW YORK (1)

Jimmer Fredette	Glens Falls
-----------------	-------------

OKLAHOMA (1)

Noah Hartssock	Bartlesville
----------------	--------------

OREGON (1)

Michael Boswell	Aloha
-----------------	-------

UTAH (3)

Jackson Emery	Alpine
Chris Miles	Provo
Matt Pinegar	Provo

BAHAMAS (1)

Archie Rose	Nassau
-------------	--------

BRAZIL (1)

Jonathan Tavernari	Sao Bernardo
--------------------	--------------

COTE D'IVOIRE (1)

Charles Abouo	Abidjan
---------------	---------

1,000-POINT MAN

Including a career-high 36 points against Long Beach State and performances of 30 points against Weber State, 28 against Cal Poly and 26 at Tulsa, Lee Cummard now has 363 total points for the season and 1,376 for his career. He is now 13th all-time in scoring in BYU history having passed Trent Plaisted (1,372) and Roland Minson (1,375) during the Wyoming game. He is 13 points from passing Andy Toolson for 12th all-time.

9. Kenneth Roberts (1990-91, 93-96)	1,567
10. Kresimir Chosic (1970-73)	1,512
11. Jay Cheesman (1973-77)	1,408
12. Andy Toolson (1984-85, 87-90)	1,388
13. Lee Cummard (2005-present)	1,376

APPROACHING 1,000 POINTS

Junior forward Jonathan Tavernari is fast approaching the 1,000-point club. Coming into the season he had 640 career points and with 349 points so far this season and 989 for his career, Tavernari is now 11 points from reaching 1,000 for his career.

OQUIRRH BUCKET BATTLE

The Old Oquirrh Bucket (named after the Oquirrh Mountains to the west of Salt Lake City) is the symbol of in-state basketball supremacy in Utah. Each year the trophy is awarded to the in-state college team (Utah, BYU, Southern Utah, Utah State, Utah Valley and Weber State) which has the best won-loss record against in-state competition. BYU has claimed the Bucket nine times since its inception, including the last two seasons. With BYU's 94-88 overtime loss to Utah the Cougars are 2-1 in Oquirrh Bucket competition. Utah State is 3-1 against in-state competition, Webber State is 1-3, Utah is 2-1 and Utah Valley is 1-1, Weber State is 1-3 and Southern Utah 0-3.

BEST START THROUGH 110 GAMES

BYU coach Dave Rose coached his 110th game as the head coach of the Cougars when BYU defeated Tulsa on Dec. 30. His career record through 110 games of 83-27 (.755) is the best record for a BYU men's basketball coach through his first 110 games. Rose is the only BYU coach to have won 80-or-more games in their first 110 games coached at BYU and seven games better than the next best coach. Below are the records of BYU coaches through their first 110 games and their career records.

Coach	Through 110	Career Record
Fred Bennion (1908-10)	N/A	16-6
E.L. Roberts (1911-20, 25-28)	74-36	87-49
Alvin Twitchell (1920-25)	N/A	50-20
G. Ott Romney (1928-35)	74-36	139-71
Edwin R. Kimball (1935-36, 38-41)	N/A	59-38
Fred 'Buck' Dixon (1936-38)	N/A	25-23
Floyd Millett (1941-49)	64-46	104-77
Stan Watts (1949-72)	76-34	371-254
Glen Potter (1972-75)	N/A	42-36
Frank Arnold (1975-83)	57-53	137-94
Ladell Andersen (1983-86)	65-45	114-71
Roger Reid (1989-96)	76-34	152-77
Steve Cleveland (1997-2005)	56-54	138-108
Dave Rose (2005-present)	83-27	88-31

DOWNTOWN RECORD WATCH

With two treys at Utah junior forward Jonathan Tavernari has 172 career threes, including 55 this season. He started the season with 117 threes and has passed Andy Toolson (141) and Mike Rose (163) and is now second all-time in school history in made threes. Tavernari also has 470 attempts from downtown, good for second all-time in school history. Lee Cummard was a perfect 3-of-3 at Utah and now has 143 threes for his career, good for fourth all-time at BYU. He is 21 from passing Mike Rose for third all-time. Cummard is also tied for fifth all-time in attempts with 321.

Career Leaders - Threes Made		Career Leaders - Threes Attempted	
1. Mark Bigelow	213	1. Mark Bigelow	559
2. Jonathan Tavernari	172	2. Jonathan Tavernari	470
3. Mike Rose	163	3. Mike Rose	381
4. Lee Cummard	143	4. Randy Reid	355
5. Andy Toolson	141	T5. Terrell Lyday	321
		T5. Lee Cummard	321

THE CONFERENCE RACE

Under head coach Dave Rose BYU men's basketball has been known for its strong finishes in MWC action. In Rose's first three seasons as a head coach (2005-08) the Cougars were a combined 9-6 in MWC games 1 through 5 and 30-3 in games 6 through 16 — 10-1 each season. So far this season BYU went 3-2 in games 1 through 5 and are 1-1 since. Rose is 43-12 (.782) in MWC action including 27-1 (.964) in home conference games.

Season	Games 1-5	Games 6-16	
2005-06	2-3	10-1	
2006-07	3-2	10-1	
2007-08	4-1	10-1	
2008-09	3-2	1-1	
Total	12-8	31-4	43-12 in all MWC games



BYU'S 2008-09 RECORD WHEN ...

At home	10-2
On the road	5-2
On a neutral floor	1-1
On Television	13-5
On The Mtn.	6-2
On Versus	0-1
On CSTV/CBS-CS	1-1
On ESPN2	0-0
On CBS	0-0
On KJZZ	0-0
On BYUtv	4-0
On KJZZ/BYUtv	2-0
On FSN	0-1
On other local broadcast TV	0-0
On Monday	0-0
On Tuesday	4-1
On Wednesday	2-1
On Thursday	1-0
On Friday	2-0
On Saturday	7-3
Coming off a win	11-4
Coming off a loss	4-1
Had two or more days between last game	13-5
Had only one day between last game	0-0
Playing the next day after a game	2-0
BYU scores 100 or more points	0-0
BYU scores between 90-99 points	3-0
BYU scores between 80-89 points	6-2
BYU scores between 70-79 points	6-2
BYU scores between 60-69 points	1-1
BYU scores below 60 points	0-0
Opponent scores 90 or more points	0-2
Opponent scores between 80-89 points	0-1
Opponent scores between 70-79 points	2-2
Opponent scores between 60-69 points	10-0
Opponent scores between 50-59 points	3-0
Opponent scores below 50 points	1-0
BYU leads at half	14-4
Opponent leads at half	2-1
Score tied at half	0-0
BYU leads with 5 minutes left	16-2
Opponent leads with 5 min. left	0-3
Score tied with 5 minutes left	0-0
BYU leads with 1 minute left	16-0
Opponent leads with 1 min. left	0-3
Score tied with 1 minute left	0-2
Game goes into overtime	0-1
BYU shoots 50 % or better	12-2
Opponent shoots 50 % or better	0-2
BYU outshoots opponent	16-2
Opponent outshoots BYU	0-3
BYU outrebounds opponent	14-2
Opponent outrebounds BYU	2-3
BYU and opponent tie in rebounds	0-0
vs. top-25 ranked opponent	0-2
vs. 2008 regular-season conference champions	2-0
vs. 2008 postseason teams	4-4

LED IN SCORING BY:	08-09	CONF
Lee Cummond	7-1	3-1
Jonathan Tavernari	8-2	1-1
Jimmer Fredette	2-2	1-1

SCORING IN DOUBLE FIGURES:	08-09	CONF
Lee Cummond	14-4	4-2
Jonathan Tavernari	13-5	2-3
Jimmer Fredette	12-5	3-3
Jackson Emery	4-2	1-1
Chris Miles	4-1	1-1
Lamont Morgan, Jr.	4-0	2-0
James Anderson	1-0	N/A
Charles Abouo	0-1	N/A
Archie Rose	1-0	N/A
Gavin MacGregor	0-1	0-1
Noah Hartsock	1-0	1-0

# OF PLAYERS IN DOUBLE FIGURES:	08-09	CONF
One Player	1-0	N/A
Two Players	3-0	N/A
Three Players	4-2	2-1
Four Players	5-2	2-2
Five Players	3-1	N/A
Six Players	0-0	N/A

HOME WINNING STREAK

BYU's school record and what was previously the nation's longest active home winning streak (53 games) ended on Saturday, Jan. 3, 2009 with a 94-87 loss to No. 6 Wake Forest. The Cougars set the school record with their 67-59 win over Utah in the Marriott Center on Feb. 20, 2008, their 45th straight home win. The Cougars were 16-0 at home last year and won 17 home games the prior season after going 14-1 at home in 2005-06. BYU's last home loss before the streak was in the 2005-06 season opener against Loyola Marymount. BYU won 29-straight over nonconference opponents and 24-consecutive over MWC foes during the streak. BYU is 427-118 (.783) all-time in the Marriott Center, and Cougar head coach Dave Rose is 55-3. Prior to the 53-game streak, BYU's longest homecourt victory streak was 44 games from Feb 19, 2000 to Jan 16, 2003.

TOP-10 PICK POCKETS

With 19 steals this season Lee Cummond is now tied for seventh all-time in BYU history in career steals with Randy Reid with 118. Cummond had 16 steals as a freshman, 50 as a sophomore and 33 last season. He is seven steals from passing Matt Montague for sixth all-time. Jonathan Tavernari is also climbing the list with 38 thefts this season — including a career-high tying five vs. UNLV — and 104 for his career. He is now 10th all-time at BYU in career steals.

Career Steal Leaders

1. Danny Ainge	195	6. Matt Montague	124
2. Marty Haws	182	7. Randy Reid	118
3. Scott Sinek	140	17. Lee Cummond	118
4. Nate Call	138	9. Mark Bigelow	116
5. Russell Larson	131	10. Jonathan Tavernari	104

IRON MAN CUMMOND

Since arriving at BYU as a freshman in 2005-06 senior Lee Cummond has not missed a single game. His streak of 119 games played is tied for the ninth longest such streak in school history. Cummond has also started the last 90 games he has played, dating back to the first game of the 2006-07 season, a streak that is tied for the seventh longest in school history. In his career Cummond has played in 119 games and with nine regular season games remaining, the MWC tournament and the possibility of postseason play he has the potential to claim the top spot in career games played (Nathan Call and Russell Larsen are tied for the top spot with 129 games played). Below are the streaks for consecutive games started and consecutive games played.

Consecutive Games Started

1. Jeff Chatman	122
2. Fred Roberts	119
3. Mark Bigelow	118
4. Devin Durrant	117
5. Marty Haws	91
T6. Michael Smith	90
T6. Lee Cummond	90

Consecutive Games Played

1. Mark Durrant	128
2. Ken Roberts	126
3. Marty Haws	123
4. Jeff Chatman	122
5. Nathan Cooper	122
6. Matt Montague	122
7. Eric Nielsen	122
8. Mark Bigelow	120
T9. Fred Roberts	119
T9. Lee Cummond	119
11. Devin Durrant	117
12. Nathan Call	107

BIG SECOND HALF

Leading 33-29 at the break against Boise State the Cougars exploded for 61 points in the second half. BYU ran away from the Broncos with a 22-5 run in the first 4:31 to start the second half. The 61 points scored is tied for the 18th-most points scored in a half in school history. It tied the most points scored in a half since the Cougars scored 62 in the first half against Sacramento State on Feb. 25, 1993. BYU scored 61 in the second half against Morgan State on Dec. 28, 1995.

AP Top 25

1. Connecticut (64) 20-1
2. Oklahoma (5) 21-1
3. North Carolina (3) 19-2
4. Duke 19-2
5. Louisville 17-3
6. Pittsburgh 19-2
7. Wake Forest 17-2
8. Marquette 19-2
9. Xavier 19-2
10. Clemson 18-2
11. Butler 19-1
12. Purdue 17-4
13. Michigan State 17-4
14. Memphis 18-3
15. UCLA 17-4
16. Texas 15-5
17. Villanova 17-4
18. Gonzaga 16-4
19. Minnesota 18-3
20. Syracuse 17-5
21. Kansas 17-4
22. Washington 16-5
23. Illinois 18-4
24. Arizona State 16-5
25. Utah State 21-1

Others Receiving Votes:

Dayton 95, Davidson 85, Missouri 39, Penn State 37, LSU 36, South Carolina 33, West Virginia 33, UNLV 29, Florida 24, Providence 14, USC 8, Notre Dame 7, Siena 4, Kansas State 4, Ohio State 3, Northeastern 3, Kentucky 2, Arizona 2, Florida State 1, Northern Iowa 1, Virginia Military 1.
--

USA Today/ESPN

1. Connecticut (28) 20-1
2. Oklahoma (3) 21-1
3. Duke 19-2
4. North Carolina 19-2
5. Pittsburgh 19-2
6. Wake Forest 17-2
7. Louisville 17-3
8. Marquette 19-2
9. Xavier 19-2
10. Clemson 18-2
11. Butler 19-1
12. UCLA 17-4
13. Purdue 17-4
14. Michigan State 17-4
15. Memphis 18-3
16. Villanova 17-4
17. Texas 15-5
18. Gonzaga 16-4
19. Minnesota 18-3
20. Syracuse 17-5
21. Illinois 18-4
22. Utah State 21-1
23. Arizona State 16-5
24. Kansas 17-4
25. Washington 16-5

Others Receiving Votes:

Dayton 69, Missouri 30, Davidson 27, UNLV 19, Saint Mary's 18, USC 15, Penn State 13, LSU 10, South Carolina 8, Florida 6, West Virginia 5, Notre Dame 4, Georgetown 3, Kentucky 3, Baylor 3, Brigham Young 2, Utah 2, Boston College 1.
--



BYU MARGIN OF VICTORY/DEFEAT 2008-09		WINS	LOSSES
1 point.....			1
2 points.....			
3 points.....			
4 points.....			
5 points.....	1		
6 points.....	2		2
7 points.....			1
8 points.....			
9 points.....			
10 points.....	1		
11 points.....			
12 points.....	2		
13 points.....			
14 points.....			
15 points.....	1		
16-19 points.....			1 (19)
20-24 points.....	3 (20, 21, 24)		
25-29 points.....	2 (26, 29)		
30-plus points.....	4 (38, 33, 31, 30)		

BYU STREAKS ...	08-09	OVERALL
Current won/loss streak	1 win	same
At home	2 wins	same
On the road	2 losses	same
On a neutral floor	1 loss	same
At home vs. Nonconference	2 wins	same
At home vs. MWC	1 win	same
On the road vs. Nonconference	4 wins	same
On the road vs. MWC	2 losses	same
On a neutral floor vs. Nonconference	1 loss	same
On a neutral floor vs. MWC	0-0	4 wins
at regular-season tournament	3 wins	same
at MWC Tournament	0-0	1 loss
at NCAA Tournament	0-0	7 losses
at NIT	0-0	2 losses
Games With a Three-Point Make	21	390

INDIVIDUAL SUPERLATIVES DOUBLE-FIGURE SCORING	08-09	07-08	CAREER
Lee Cummond	18	32	66
Jonathan Tavernari	18	26	50
Jimmer Fredette	17	12	29
Chris Miles	5	N/A	6
Jackson Emery	6	N/A	8
Lamont Morgan, Jr.	4	N/A	4
James Anderson	1	N/A	1
Charles Abouo	1	N/A	1
Archie Rose	1	N/A	1
Gavin MacGregor	1	N/A	1
Noah Hartsock	1	N/A	1

DOUBLE-FIGURE REBOUNDING	08-09	07-08	CAREER
Lee Cummond	3	3	9
Jonathan Tavernari	4	3	7

20+ POINTS	08-09	07-08	CAREER
Lee Cummond	7	10	19
Jonathan Tavernari	8	5	13
Chris Miles	1	N/A	1
Jimmer Fredette	3	N/A	3

DOUBLE-DOUBLES	08-09	07-08	CAREER
Lee Cummond	2	3	8
Jonathan Tavernari	3	2	5

DUNKS	08-09	07-08	CAREER
Lee Cummond	4	13	32
Jonathan Tavernari	9	N/A	9
Chris Miles	4	2	7
Jackson Emery	2	N/A	2
Archie Rose	-	1	1
Jimmer Fredette	4	N/A	4
Gavin MacGregor	3	N/A	3
Charles Abouo	2	N/A	2
James Anderson	1	N/A	1
BYU	27	49	1
Opponents	20	27	

3-POINTERS MADE	08-09	07-08	CAREER
Jonathan Tavernari	55	88	172
Lee Cummond	26	60	143
Jimmer Fredette	34	43	77
Jackson Emery	25	N/A	38
Lamont Morgan, Jr.	13	N/A	13
Charles Abouo	6	N/A	6
Archie Rose	2	1	3
BYU	161	285	
Opponents	119	183	

LATE FREE THROWS	5:00-2:00	2:00-0:00	OT
Jimmer Fredette	5-5 (1.000)	12-14 (.857)	2-2 (1.000)
Lee Cummond	13-15 (.867)	11-13 (.846)	-
Jonathan Tavernari	3-3 (1.000)	6-6 (1.000)	-
Jackson Emery	1-3 (.333)	8-10 (.800)	-
Lamont Morgan, Jr.	3-4 (.750)	2-4 (.500)	-
Charles Abouo	8-10 (.800)	1-4 (.250)	-
James Anderson	2-2 (1.000)	-	-
Chris Miles	0-1 (.000)	0-2 (.000)	-
Noah Hartsock	-	1-3 (.333)	-
Gavin MacGregor	1-2 (.500)	2-2 (1.000)	-
Archie Rose	1-3 (.500)	2-2 (1.000)	-
Team	37-48 (.771)	45-60 (.750)	2-2 (1.000)

5-0 STARTS

For the 22nd time in school history BYU men's basketball started the season 5-0. In the 21 previous season during which BYU started at least 5-0 the Cougars won 20-plus games 11 times and finished first or tied for first in conference play eight times. In fact, the last five times BYU has started at least 5-0 the Cougars have won or shared the regular season conference title, including last season's squad that was 27-8 overall and won the conference outright at 14-2. The Cougars were not members of a conference the first five seasons BYU started 5-0. Three of BYU's previous season-opening win streaks of five-plus games have ended with losses to ranked opponents, including No. 1 North Carolina last season, No. 11 Michigan in 1991-92 and No. 2 NC State in 1955-56. BYU's most obscure loss to end a perfect start to a season was to Denver Piggly Wiggly in 1932-33.

Year	Start	How ended	Final Record	Conf. Finish	Year	Start	How ended	Final Record	Conf. Finish
08-09	100	loss vs. No. 20 Arizona State	TBD	TBD	41-42	13-0	loss at Wyoming	17-3	T2nd
07-08	50	loss to No. 1 North Carolina	27-8	1st	40-41	5-0	loss at San Diego State	14-9	4th
02-03	50	loss at Creighton	23-9	T1st	32-33	6-0	loss at Denver Piggly Wiggly	20-7	1st
91-92	7-0	loss to No. 11 Michigan	25-7	T1st	31-32	5-0	loss at Wisconsin	20-12	T1st
87-88	17-0	loss to Alabama-Birmingham	26-6	1st	29-30	6-0	loss at UCLA	23-7	3rd
71-72	5-0	loss at Kansas	21-5	1st	22-23	6-0	loss at Utah State	7-5	T2nd
65-66	6-0	loss at La Salle	20-5	2nd	12-13	5-0	loss to Utah	7-3	N/A
55-56	6-0	loss at No. 2 NC State	18-8	2nd	11-12	7-0	season ended	7-0	N/A
53-54	8-0	loss vs. Duesquesne	18-11	3rd	10-11	8-0	season ended	8-0	N/A
52-53	7-0	loss at Oregon State	22-8	2nd	09-10	8-0	lost to the YMCA	9-2	N/A
49-50	6-0	loss at Pepperdine	22-12	1st	05-06	5-0	loss to Chicago YMCA	11-1	N/A

THIS YEAR'S LOSSES

BYU's five losses this year have come against No. 24/23 (then No. 20) Arizona State (76-75) on a neutral floor, against No. 7/6 (then No. 6) Wake Forest (94-87) at home, at New Mexico (81-62), against UNLV at home (76-70) and at Utah (94-88 in OT). BYU led Wake Forest until the Demon Deacons tied the score at 72-all at the 8:33 mark. The Cougars were within two at the 1:25 mark at 87-85 and within three at 88-85 at the 0:45 mark. Against Arizona State BYU led throughout the second half until the Sun Devils tied the score at 75-all with 1:00 remaining. James Harden hit a free throw with nine seconds remaining to give Arizona State its only lead of the half. Charles Abouo hit a potential game winner for BYU that was initially called good on the court but was overturned after a review by the officials. Arizona State, Wake Forest, UNLV and New Mexico have a combined record of 77-27. BYU shot 66.7 percent (6-of-9) in overtime at Utah.

BYU STARTING LINEUPS

Opponent	(1)	(2)	(3)	(4)	(5)
LONG BEACH STATE	Morgan, Jr.	Emery	Cummond	Tavernari	Miles
at Pepperdine	Fredette	Emery	Cummond	Tavernari	Miles
NORTH FLORIDA	Fredette	Emery	Cummond	Tavernari	Miles
RICE	Fredette	Emery	Cummond	Tavernari	Miles
CAL POLY	Fredette	Emery	Cummond	Tavernari	Miles
at Idaho State	Fredette	Emery	Cummond	Tavernari	Miles
at Weber State	Fredette	Emery	Cummond	Tavernari	Miles
at Utah State	Fredette	Emery	Cummond	Tavernari	Miles
BOISE STATE	Fredette	Emery	Cummond	Tavernari	Miles
PORTLAND	Fredette	Emery	Cummond	Tavernari	Miles
at Arizona State	Fredette	Emery	Cummond	Tavernari	Miles
at Tulsa	Fredette	Emery	Cummond	Tavernari	Miles
WAKE FOREST	Fredette	Emery	Cummond	Tavernari	Miles
WESTERN OREGON	Fredette	Emery	Cummond	Tavernari	Miles
at Colorado State	Fredette	Emery	Cummond	Tavernari	Miles
TCU	Fredette	Emery	Cummond	Tavernari	Miles
at New Mexico	Fredette	Emery	Cummond	Tavernari	Miles
UNLV	Fredette	Emery	Cummond	Tavernari	Miles
SAN DIEGO STATE	Fredette	Emery	Cummond	Tavernari	Miles
at Utah	Fredette	Emery	Cummond	Tavernari	Miles
WYOMING	Fredette	Abouo	Cummond	Tavernari	Miles
at Air Force					
COLORADO STATE					
at TCU					
NEW MEXICO					
at UNLV					
at San Diego State					
UTAH					
at Wyoming					
AIR FORCE					

WON-LOSS RECORDS/STARTING LINEUPS

RECORD	(1)	(2)	(3)	(4)	(5)
1-0	Morgan, Jr.	Emery	Cummond	Tavernari	Miles
14-5	Fredette	Emery	Cummond	Tavernari	Miles
1-0	Fredette	Abouo	Cummond	Tavernari	Miles



2008-09 COUGAR GAME LEADERS

POINTS

Name	# of Times	High	Game
Lee Cummmard	8	36	LBSU
Jonathan Tavernari	10	25	UNF, Portland
Jimmer Fredette	4	28	Wyoming

REBOUNDS

Name	# of Times	High	Game
Lee Cummmard	9	12	North Florida
Jonathan Tavernari	10	13	UNLV
Gavin MacGregor	1	7	New Mexico
Four Players	1	5	Rice

ASSISTS

Name	# of Times	High	Game
Jonathan Tavernari	1	5	LBSU
Jackson Emery	2	9	Pepperdine
Jimmer Fredette	13	9	Wake Forest
Lee Cummmard	8	6	USU, ASU, SDSU
Chris Miles	1	4	Portland
Lamont Morgan, Jr.	1	4	Wyoming

2008-09 OPPONENT GAME LEADERS

POINTS

Name	School	Total
Luke Nevill	Utah	32

REBOUNDS

Name	School	Total
James Johnson	Wake Forest	15

ASSISTS

Name	School	Total
Luka Drca	Utah	9

BLOCKS

Name	School	Total
Titus Shelton	Cal Poly	3

STEALS

Name	School	Total
Ben Uzoh	Tulsa	6

RECORD-SETTING ATTENDANCE

BYU fans came out in full force to support the Cougars against Wake Forest. The official attendance was 23,096, just 10 from tying the Marriott Center record for attendance (23,106) set March 7, 1981 against Utah. BYU defeated the Utes 95-76 in that game. The Wake Forest game unseated the previous No. 2 crowd of 23,084 set on Jan. 12, 1980, also against Utah. BYU won that game 89-72. The crowd does mark the largest crowd for a nonconference game. The previous record of 23,042 was set on Nov. 30, 1979, against Illinois, a game the Cougars lost 86-76.

INTERNATIONAL PLAYERS AT BYU

- Including incoming freshman Charles Abouo, 28 international players have played basketball at BYU.
- The Cougars have had an international player on their varsity roster in 37 of the past 57 years.
- In the last five years, BYU has rostered eight international players, including three on this season's team - Charles Abouo (Cote d'Ivoire), Archie Rose (Bahamas) and Jonathan Tavernari (Brazil).
- Foreign players at BYU have received nine all-conference citations, two conference player of the year awards (Timo Saarelainen - 1985, Rafael Araujo - 2004), one conference freshman of the year award (Jonathan Tavernari - 2007) and eight All-America citations (Kresimir Cosic - 1972 and 1973, Rafael Araujo - 2004).
- According to a book about basketball in Finland by Mikko Simon, BYU has the distinction of being the first NCAA Division I school to have an overseas player on its roster when Timo Lampen, a native of Lahti, Finland, took the court for the Cougars in 1960-61.
- BYU also boasts the first foreign All-American in Kresimir Cosic, whose BYU jersey was retired on March 4, 2006. The Zadar, Yugoslavia, native played on the Cougar varsity team from 1971-73 and earned six All-America citations and three first-team All-Western Athletic Conference awards. He is the only BYU player to be inducted into the Basketball Hall of Fame. Cosic passed away in 1995.
- During the 2005 NCAA Men's Basketball Tournament, CBS Television analyst Billy Packer singled out Cosic during a discussion of the quality of international players now playing college basketball. Said Packer, "Kresimir Cosic, who played for BYU, was really the first great international player to play basketball in the United States."

DIMES ALL AROUND

With new starting guards Jimmer Fredette and Jackson Emery leading the way, BYU is first in the MWC (all games) and 10th in the nation in assists per game at 17.52. Fredette currently leads the squad and is second in the MWC in assists, averaging 4.57 per game. He dished out a career-best 10 assists at Utah and had nine assists against Wake Forest. Fredette is also eighth in the conference in assist/turnover ratio at 1.71. Emery is first in the conference in assist/turnover ratio at 2.75 while Lee Cummmard is second in the league in assist/turnover ratio at 2.15. Cummmard is tied for ninth in the league in assists per game at 3.38.

HITTING A HIGH PERCENTAGE

The Cougars are connecting on 50.3 percent (first in the MWC and second in the nation) of their shots from the field this season. BYU has hit 50.0 percent or better from the field in 14 games this season, including a season-best 61.7 percent against Portland. The Cougars are shooting 50.4 percent in the first half of games and 49.9 percent in the second half.

2008-09 SCORING BY HALF (BYU-OPPONENT)

	FIRST HALF (Margin)	FIELD GOAL %	SECOND HALF (Margin)	FIELD GOAL %	FINAL (Margin)	FIELD GOAL %
Long Beach State	31-38 (-7)	37.5-46.9	44-27 (+17)	50.0-34.5	75-65 (+10)	43.3-41.0
at Pepperdine	32-21 (+11)	44.4-40.9	50-32 (+18)	60.9-32.3	82-53 (+29)	52.0-35.8
NORTH FLORIDA	35-12 (+23)	41.7-20.0	39-29 (+10)	57.1-35.6	74-41 (+33)	50.0-30.8
RICE	43-23 (+20)	55.2-41.7	40-29 (+11)	56.0-35.7	83-52 (+31)	50.6-38.5
CAL POLY	44-28 (+16)	54.1-35.5	32-36 (-4)	50.0-42.9	76-64 (+12)	52.4-39.0
at Idaho State	40-28 (+12)	55.6-44.0	45-37 (+8)	57.7-38.7	85-65 (+20)	56.6-41.1
at Weber State	46-39 (+7)	51.6-58.3	46-23 (+23)	63.3-31.8	92-62 (+30)	57.4-45.7
at Utah State	38-35 (+3)	50.0-44.0	30-28 (+2)	32.0-37.0	68-63 (+5)	41.5-40.4
BOISE STATE	33-29 (+4)	40.6-38.7	61-27 (+34)	64.7-31.4	94-56 (+38)	53.0-34.8
PORTLAND	45-36 (+9)	69.6-48.4	46-40 (+6)	54.2-43.3	91-78 (+15)	61.7-45.9
vs. Arizona State	41-36 (+5)	57.7-48.3	34-40 (-6)	42.3-47.8	75-76 (-1)	50.0-48.1
at Tulsa	31-35 (-4)	48.1-37.5	43-33 (+10)	57.7-34.4	74-68 (+6)	52.8-36.1
WAKE FOREST	48-45 (+3)	48.6-51.5	39-49 (-10)	33.3-48.4	87-94 (-7)	40.3-50.0
WESTERN OREGON	42-33 (+9)	43.8-38.7	43-31 (+12)	51.7-38.2	85-64 (+21)	47.5-38.5
at Colorado State	46-30 (+16)	55.9-33.3	40-30 (+10)	58.6-36.0	86-60 (+26)	57.1-34.5
TCU	42-21 (+21)	50.0-30.8	31-40 (-9)	46.2-50.0	73-61 (+12)	48.3-40.7
at New Mexico	34-41 (-7)	40.0-53.1	28-40 (-12)	34.6-37.5	62-81 (-19)	38.9-44.8
UNLV	43-30 (+13)	51.4-46.2	27-46 (-19)	25.0-50.0	70-76 (-6)	39.7-48.1
SAN DIEGO STATE	41-32 (+9)	59.3-41.4	36-39 (-3)	52.2-46.7	77-71 (+6)	56.0-44.1
at Utah	40-39 (+1)	59.3-48.0	31-32 (-1)	37.9-44.0	94-88 (-6)	50.8-50.0
WYOMING	43-27 (+16)	52.9-32.1	41-33 (+8)	61.5-39.1	84-60 (+24)	56.7-35.3
at Air Force						
COLORADO STATE						
at TCU						
NEW MEXICO						
at UNLV						
at San Diego State						
UTAH						
at Wyoming						
AIR FORCE						
SEASON TOTALS (avg. margin)	838-658 (+8.6)	50.4-41.9	826-721 (+5.0)	49.9-39.8	1681-1402 (+13.3)	50.3-41.0



BYU BASKETBALL ON KSL NEWSRADIO
(102.7 FM and 1160 AM)

The "Voice of the Cougars" is KSL Newsradio 1160's Greg Wrubell. He is in his 13th season as the play-by-play voice of BYU basketball. Wrubell, also the voice of BYU football, is joined by former Cougar lettermen Mark Durrant or Andy Toolson as color analysts. Durrant is in his 12th year teaming with Wrubell while Toolson, a former Cougar letterman and assistant coach, enters his second year. In addition to live coverage of every Cougar game, the following programs can be heard each week on KSL Newsradio.



COACH ROSE ON KSL NEWSRADIO ...

- Coach's Corner with Dave Rose
Mondays at 8:45 a.m. (beginning Dec. 1)
- The Dave Rose Show
Mondays from 7-8 p.m. (beginning Nov. 24)

THE DAVE ROSE SHOW ON KSL-TV

BYU coach Dave Rose's weekly television show airs on Sunday evenings beginning Nov. 30 at 11 p.m. on KSL-TV, channel 5 in Salt Lake City and will be rebroadcast on the mtn. (check weekly listings for scheduled air times).

BYU FOREIGN PLAYERS BREAKDOWN BY COUNTRY

FINLAND (7)			AUSTRALIA (1)		
Timo Lampen	Lahti, Finland	1961	Cory Reader	Brisbane, Australia	1994-95
Kari Liimo	Helsinki, Finland	1967-69	BAHAMAS (1)		
Two-time All-WAC			Archie Rose	Nassau, Bahamas	2008-pres.
Veikko Vainio	Kotka, Finland	1969-71	COTE D'IVOIRE (1)		
Kalevi Sarkalahti	Helsinki, Finland	1971-73	Charles Abouo	Abidjan, Cote d'Ivoire	2009-pres.
Jarmo Laitinen	Tapiola, Finland	1975	BELGIUM (1)		
Timo Saarelainen	Helsinki, Finland	1981-85	Sam Adams	Antwerp, Belgium	1991
All-WAC, WAC Player of the Year			ENGLAND (1)		
Jarkko Ahibom	Rauma, Finland	1996-98	Fred Petty	Yorkshire, England	1972
CANADA (5)			HOLLAND (1)		
Tom Karren	Alberta, Canada	1952-54	Paul Vos	Waalre, Holland	1978
Bob Inglis	Calgary, Canada	1960, 62	MEXICO (1)		
Orville Fisher	Alberta, Canada	1966-68	John Hatch	Colonial Juarez, Mexico	1968
Phil Tollestrup	Alberta, Canada	1970-72	NEW ZEALAND (1)		
Jimmy Balderson	Alberta, Canada	2002, 05-07	Michael Tompson	Nelson, New Zealand	1997
BRAZIL (4)			SERBIA (1)		
Rafael Araujo	Sao Paulo, Brazil	2003-04	Vuk Ivanovic	Pancevo, Serbia	2006-08
MVC Player of the Year, Two-time All-MWC, Two-time All-American			YUGOSLAVIA (3)		
Luiz Lemes	Sao Paulo, Brazil	2003-04	Kresimir Cosic	Zadar, Yugoslavia	1971-73
Fernando Malaman	Limeira, Brazil	2006-07	Three-time All-WAC, Six-time All-American		
Jonathan Tavernari	Sao Bernardo, Brazil	2007-pres.	Misho Ostarcevic	Zadar, Yugoslavia	1976-77
			Nick Nakic	Zagreb, Yugoslavia	1977

OFFENSIVE TRENDS

BYU has consistently outperformed its opponents in three categories this season — points in the paint, points off turnovers and fast break points. The Cougars average 8.2 more points per game in the paint than their opponents and are 15-2 when outscoring opponents in the paint. BYU has a 7.0 points per game advantage in points off turnovers and is 13-4 when winning the points off turnovers battle. The Cougars have a 6.3 points per game advantage in fast break points and are 13-4 when scoring more fast break points than their opponents.

2008-09 OFFENSIVE TRENDS (BYU-OPPONENT)

	PTS/PAINT (Margin)	PTS OFF T.O. (Margin)	2ND CHANCE PTS (Margin)	FASTBREAK PTS (Margin)	BENCH PTS (Margin)	BIG RUN	BIG LEAD
@ Long Beach State	30-24 (+6)	12-6 (+6)	12-5 (+7)	6-0 (+6)	8-17 (-9)	8-0/7-0	10/7
at Pepperdine	26-14 (+12)	23-12 (+11)	4-6 (-2)	8-4 (+4)	17-28 (-11)	10-0/9-0	33/0
NORTH FLORIDA	28-10 (+18)	18-7 (+11)	12-1 (+11)	4-0 (+4)	21-12 (+9)	9-0/3-0	35/0
RICE	26-22 (+4)	23-12 (+11)	12-9 (+3)	12-4 (+8)	28-27 (+1)	16-0/8-0	39/0
CAL POLY	38-18 (+20)	19-21 (-2)	13-9 (+4)	2-10 (-8)	6-21 (-15)	11-0/8-0	18/4
at Idaho State	41-22 (+19)	20-12 (+8)	8-10 (-2)	20-2 (+18)	7-18 (-11)	14-0/7-0	20/6
at Weber State	24-22 (+2)	22-4 (+18)	8-2 (+6)	8-0 (+8)	19-23 (-4)	8-0/7-0	32/4
at Utah State	20-22 (-2)	15-6 (+9)	6-16 (-10)	0-0 (0)	7-8 (-1)	5-0/7-0	10/1
BOISE STATE	45-28 (+17)	40-7 (+33)	4-11 (-7)	23-4 (+19)	24-34 (-10)	14-0/7-0	42/2
PORTLAND	34-26 (+8)	24-17 (+7)	11-16 (-5)	14-0 (+14)	15-13 (+2)	10-0/6-0	23/2
vs. Arizona State	14-26 (-12)	17-15 (+2)	9-19 (-10)	2-4 (-2)	10-12 (-2)	8-0/5-0	10/7
at Tulsa	34-30 (+4)	7-8 (-1)	11-23 (-12)	4-0 (+4)	3-22 (-19)	7-0/9-0	9/8
WAKE FOREST	35-36 (-1)	25-21 (+4)	17-14 (+3)	13-8 (+5)	14-8 (+6)	15-0/11-0	8/9
WESTERN OREGON	40-22 (+18)	13-8 (+5)	16-8 (+8)	14-2 (+12)	34-7 (+27)	17-0/11-0	21/11
at Colorado State	42-26 (+16)	20-17 (+3)	13-13 (0)	10-2 (+8)	32-33 (-1)	9-0/11-0	37/1
TCU	36-27 (+9)	13-7 (+6)	13-9 (+4)	14-3 (+11)	13-12 (+1)	8-0/9-0	24/0
at New Mexico	30-22 (+8)	6-14 (-8)	13-13 (0)	8-2 (+6)	19-21 (-2)	8-0/10-0	2/19
UNLV	32-20 (+12)	13-9 (+4)	9-9 (0)	8-0 (+8)	9-16 (-7)	9-0/11-0	15/9
SAN DIEGO STATE	24-22 (+2)	12-20 (-8)	11-9 (+2)	2-6 (-4)	20-30 (-10)	8-0/6-0	12/1
at Utah	26-40 (-14)	25-8 (+17)	6-8 (-2)	7-0 (+7)	7-26 (-19)	6-0/7-0	6/7
WYOMING	38-12 (+26)	25-13 (+12)	9-2 (+7)	8-4 (+4)	20-4 (+16)	12-0/5-0	30/0
at Air Force							
COLORADO STATE							
at TCU							
NEW MEXICO							
at UNLV							
at San Diego State							
UTAH							
at Wyoming							
AIR FORCE							
SEASON TOTALS	663-491 (+8.2)	392-244 (+7.0)	217-212 (0.2)	187-55 (+6.3)	333-392 (-2.8)		
Times Led (BYU/Opp/Tie)	17/4/0	17/4/0	10/8/3	17/3/1	7/14/0		
Record When (W/L/T)	15-2/1-3/0-0	13-4/3-1/0-0	9-1/6-2/1-2	13-4/2-1/1-0	6-1/10-4/0-0		



2008-09 MWC STANDINGS

	MWC	Overall	Streak
UNLV	5-2	17-4	W4
San Diego State	5-2	15-5	W2
Utah	5-2	14-7	W2
BYU	4-3	16-5	W1
TCU	4-3	13-8	L2
New Mexico	4-3	13-9	L1
Wyoming	3-4	14-7	L1
Colorado State	2-6	7-15	L3
Air Force	0-7	9-11	L8

UPCOMING MWC ACTION

Tuesday, January 27 TV

*AIR FORCE at WYOMING, 6 p.m. MT The Mtn.
 *BYU at UTAH, 8 p.m. MT The Mtn.

Wednesday, January 28

*TCU at SAN DIEGO STATE, 7 p.m. PT CBS C HD
 *CSU at NEW MEXICO, 7:30 p.m. MT The Mtn.

Saturday, January 31

*NEW MEXICO at UTAH, 1:30 p.m. MT The Mtn.
 *UNLV at AIR FORCE, 2 p.m. MT VERSUS
 *WYOMING at BYU, 4 p.m. MT The Mtn.
 *SAN DIEGO STATE at CSU, 7 p.m. MT The Mtn.

2008-09 MWC PLAYERS OF THE WEEK

Nov. 17	Lee Cummond, Sr., G, BYU
Nov. 24	Luke Nevill, Sr., C, Utah
Dec. 1	Kyle Spain, Sr., F, San Diego State
Dec. 8	Rene Rougeau, Sr., G, UNLV
Dec. 15	Jimmer Fredette, So., G, BYU
	Roman Martinez, Jr., F, New Mexico
Dec. 22	Sean Ogirri, Sr., G, Wyoming
Dec. 29	Luke Nevill, Sr., C, Utah
Jan. 5	Luke Nevill, Sr., C, Utah
Jan. 12	Zvonko Buljan, Jr., F, TCU
Jan. 19	Roman Martinez, Jr., F, New Mexico
Jan. 26	Tyson Johnson, Sr., F, Wyoming
	TreVon Willis, So., G, UNLV
Feb. 2	Lorenzo Wade, Sr., F, San Diego State
	Luke Nevill, Sr., C, Utah

PRESEASON MWC MEDIA POLL

- School (First-place votes) Points
1. UNLV (16)-206
 2. **BYU (5)-181**
 3. San Diego State (3)-170
 4. Utah-148
 5. New Mexico-132
 6. Wyoming-75
 7. Air Force-66
 8. Colorado State-53
 9. TCU-49

Preseason All-MWC

Lee Cummond, Sr., G, BYU
 Lorenzo Wade, Sr., F, San Diego State
 Wink Adams, Sr., G, UNLV
 Luke Nevill, Sr., C, Utah
 Brandon Ewing, Sr., G, Wyoming

Preseason Co-Players of the Year

Lee Cummond, Sr., G, BYU
 Wink Adams, Sr., G, UNLV

Preseason Newcomer of the Year

TreVon Willis, So., G, UNLV

Preseason Freshman of the Year

Phillip McDonald, G, New Mexico

IN THE NINE YEARS OF THE MWC ...

— BYU has had seven 20-win seasons, leading all MWC schools. Utah has had five, UNLV five, San Diego State four and Air Force, Wyoming and New Mexico three.

— BYU has had the league's top RPI three times, been second three times and third on three occasions. The Cougars were second last year (25) behind UNLV (24).

— BYU regularly plays one of the toughest schedules in the MWC. Last year, BYU's schedule was rated third behind UNLV and Utah.

— BYU has the most overall wins (203).

— BYU also has the most conference wins (89).

— BYU is tied for the most MWC regular-season titles (four) with Utah.

— BYU is one of six MWC teams to win the MWC Tournament title.

MWC 10TH ANNIVERSARY TEAM

Player	Position	School	Years Played in MWC	All-Conference
Lee Cummond	Guard/Forward	BYU	2005-Present	2007-08
Jason Smith	Forward	Colorado St.	2004-07	2005-06, 2006-07
Ruben Douglas	Guard	New Mexico	2000-03	2001-02, 2002-03
Danny Granger	Forward	New Mexico	2003-05	2003-04, 2004-05
Brandon Heath	Guard	San Diego St.	2003-07	2005-06, 2006-07
Wink Adams	Guard	UNLV	2005-Present	2007-08
Marcus Banks	Guard	UNLV	2001-03	2002-03
Andrew Bogut	Center	Utah	2003-05	2004-05
Marcus Bailey	Forward	Wyoming	1999-03	2000-01, 2001-02
Josh Davis	Forward/Center	Wyoming	1999-02	1999-00, 2000-01

MWC TELECONFERENCE

The Mountain West Conference hosts weekly media teleconferences with each MWC head coach. The briefings are conducted on selected Mondays from the league headquarters in Colorado Springs, Colo., and are available to local and national media. Contact the Mountain West Media Relations Office at (719) 488-4040 for details on participating in the teleconference.

MWC Teleconference Schedule (MT)

10:00 a.m.	Moderator opens call
10:02 a.m.	Steve Fisher, San Diego State
10:10 a.m.	Dave Rose, BYU
10:18 a.m.	Jeff Reynolds, Air Force
10:26 a.m.	Steve Alford, New Mexico
10:34 a.m.	Jim Christian, TCU
10:42 a.m.	Lon Kruger, UNLV
10:50 a.m.	Jim Boylen, Utah
10:58 a.m.	Tim Miles, Colorado State
11:06 a.m.	Heath Schroyer, Wyoming

Teleconferences will be held on Mondays, Jan. 5 through March 9.

BYU IN THE MWC/NCAA STATISTICAL RATINGS

TEAM	MWC STATS (THRU 1/31/09)	ALL	CONF	INDIVIDUAL	MWC (THRU 1/31/09)	TOP BYU PLAYER - ALL	TOP BYU PLAYER - CONF.
	Scoring Offense	1st	1st	Scoring	Lee Cummond - 3rd	Jimmer Fredette - 4th	
	Scoring Defense	7th	7th	Rebounding	Jonathan Tavarnari - 5th	Lee Cummond - 3rd	
	Scoring Margin	1st	5th	FG Percentage	Chris Miles - 1st	Lee Cummond - 3rd	
	FT Percentage	5th	7th	Assists	Jimmer Fredette - 2nd	Jimmer Fredette - 3rd	
	FG Percentage	1st	1st	FT Percentage	Jimmer Fredette - 4th	Jimmer Fredette - 2nd	
	FG Percentage Defense	4th	3rd	Steals	Jonathan Tavarnari - 2nd	Jonathan Tavarnari - 2nd	
	3FG Percentage	3rd	3rd	3FG Percentage	Jonathan Tavarnari - 8th	Jonathan Tavarnari - 8th	
	3FG Percentage Defense	1st	3rd	3FG Made/Game	Jonathan Tavarnari - 2nd	Jonathan Tavarnari - 4th	
	Rebounding Average	2nd	2nd	Blocked Shots	Lee Cummond - T5th	Lee Cummond - T4th	
	Rebounds Allowed	6th	8th	Assist/TO Ratio	Jackson Emery - 1st	Lee Cummond - 2nd	
	Rebounding Margin	2nd	2nd	Offensive Rebounds	None	Gavin MacGregor - 9th	
	Blocked Shots	5th	3rd	Defensive Rebounds	Jonathan Tavarnari - 3rd	Lee Cummond - 3rd	
	Assists	1st	1st				
	Steals	2nd	2nd	MWC TEAM HIGHS	BYU RANK	ACTUAL	
	Turnover Margin	3rd	4th	Field Goal Attempts	T1st	77 vs. Wake Forest	
	Assist/Turnover Ratio	1st	1st	Fouls	2nd	28 vs. Wake Forest, at Utah	
	Offensive Rebounds	7th	5th				
	Defensive Rebounds	2nd	2nd	MWC PLAYER HIGHS	BYU PLAYER - RANK	ACTUAL	
	3-FG Made/Game	2nd	3rd	Points	Lee Cummond - T1st	36 vs. Long Beach State	
				Field Goals Made	Lee Cummond - T1st	13 vs. LBSU, Cal Poly	
	NCAA STATS (THRU 1/29/09)	RANK	ACTUAL	Field Goal Attempts	Jonathan Tavarnari - 1st	22 vs. UNLV	
	Scoring Offense	21st	79.9	Field Goal %	Lee Cummond - 1st	.923 (12-13) at WSU	
	Scoring Margin	25th	12.8	Steals	Jackson Emery - T2nd	5 vs. Utah State	
	Field Goal %	2nd	50.0		Jonathan Tavarnari - T2nd	5 vs. UNLV	
	Field Goal % Defense	86th	41.3				
	Three-Point FG/Game	48th	7.8	NCAA (THRU 1/29/09)	BYU PLAYER - RANK	ACTUAL	
	Three-Point FG %	42nd	38.0	Points Per Game	Jonathan Tavarnari - 97th	17.3	
	Three-Point FG Defense	21st	30.4	Field Goal %	Lee Cummond - 38th	56.1	
	Rebound Margin	61st	4.2	3-Point FG/Game	Jonathan Tavarnari - 62nd	2.7	
	Assists per Game	10th	17.4	Asst/Turnover Ratio	Jackson Emery - 18th	2.67	
	Assist/Turnover Ratio	8th	1.41		Lee Cummond - 66th	2.03	
	Turnovers/Game	37th	12.4	Free Throw %	Jimmer Fredette - 71st	83.8	



2008-09 BYU NUMERICAL ROSTER

NO.	NAME	POS.	HT.	WT.	YR.	EXP.	HOMETOWN (PREVIOUS SCHOOL)
1	Charles Abouo	G/F	6-5	210	Fr.	HS	Abidjan, Cote d'Ivoire (Brewster Academy)
2	Lamont Morgan, Jr.	G	5-10	170	Jr.	TR-RS	Pomona, Calif. (Saddleback CC)
4	Jackson Emery	G	6-3	185	So.	1L	Alpine, Utah (Lone Peak HS)
5	Archie Rose	G	6-5	210	Sr.	1L	Nassau, Bahamas (Lee College)
10	Michael Loyd, Jr.	G	6-1	170	So.	1L	Las Vegas, Nev. (Palo Verde HS)
15	James Anderson	F/C	6-10	230	Fr.	RS	Page, Ariz. (Page HS)
20	Matt Pinegar	G	6-0	190	Fr.	RS	Provo, Utah (Timpview HS)
30	Lee Cummard	G	6-7	190	Sr.	3L	Mesa, Ariz. (Mesa HS)
32	Jimmer Fredette	G	6-2	195	So.	1L	Glens Falls, N.Y. (Glens Falls HS)
34	Noah Hartsock	F	6-8	215	Fr.	HS	Bartlesville, Okla. (Bartlesville HS)
35	Michael Boswell	F	6-9	215	Fr.	HS	Aloha, Ore. (Aloha HS)
45	Jonathan Tavernari	F	6-6	215	Jr.	2L	Sao Bernardo, Brazil (Bishop Gorman HS)
53	Gavin MacGregor	F/C	6-10	240	Sr.	1L	Ridgecrest, Calif. (Burroughs HS)
54	Chris Miles	F/C	6-11	235	Jr.	2L	Provo, Utah (Timpview HS)

Head Coach: Dave Rose, 4th year (Houston, 1983)

Associate Head Coach: Dave Rice (UNLV, 1991)

Assistant Coaches: John Wardenburg (BYU, 1986); Terry Nashif (BYU, 2005)

Director of Basketball Operations: Tim LaComb (Utah, 2006)

Team Trainer: Robert Ramos (BYU, 1995)

PRONUNCIATION GUIDE

CHARLES ABOUO
a-BOO-oh

LEE CUMMARD
cuh-MAHRD

JIMMER FREDETTE
Frah-debt

JONATHAN TAVERNARI
tah-ver-NAHR-ee

TERRY NASHIF
NASH-if

ROBERT RAMOS
RAY-mus

2008-09 SEASON / CAREER HIGHS

#	PLAYER	POINTS	REBOUNDS	ASSISTS
1	ABOUO, Charles Career:	10 vs. Wake Forest same	6 at Tulsa same	2 vs. Rice same
2	MORGAN, JR., Lamont Career:	12 vs. Western Oregon, vs. SDSU same	5 vs. TCU same	5 vs. SDSU same
4	EMERY, Jackson Career:	15 at Idaho State same	6 vs. Utah State, at Tulsa, at UNM, at Utah 6, 6 times, last at Utah (08-09)	9 vs. Pepperdine same
5	ROSE, Archie Career:	11 vs. Western Oregon same	6 at Weber State same	1 vs. Boise State 2 at Long Beach State (07-08)
15	ANDERSON, James Career:	10 vs. Boise State same	7 vs. Boise State same	2 vs. Boise State same
20	PINEGAR, Matthew Career:	2 vs. North Florida same	2 vs. North Florida same	1 vs. North Florida, vs. Western Oregon same
30	CUMMARD, Lee Career:	36 vs. Long Beach State same	12 vs. North Florida 13 at UNLV (MWC Finals) (06-07)	6 vs. Utah State, vs. Arizona State 8 vs. Lamar, SUU (07-08)
32	FREDETTE, Jimmer Career:	28 vs. Wyoming same	6 vs. SDSU 5 vs. Texas A&M-NCAA (07-08)	10 at Utah same
34	HARTSOCK, Noah Career:	11 vs. Wyoming same	5 vs. Rice same	2 vs. Cal Poly same
45	TAVERNARI, Jonathan Career:	25 vs. North Florida, vs. Portland 29 vs. No. 6 Louisville (07-08)	13 vs. UNLV same	6 at Weber State same
53	MacGREGOR, Gavin Career:	11 at UNM same	7 at UNM same	1 vs. Rice, vs. Utah State 1 three times, last vs. Utah State (08-09)
54	MILES, Chris Career:	24 vs. Cal Poly same	7 at Tulsa 7 at CSU (04-05), at Tulsa (08-09)	4 vs. Portland 4, twice, last vs. Portland (08-09)





Since becoming head coach of the BYU Men's Basketball program on April 11, 2005, Dave Rose has guided the Cougars to an impressive array of on-the-court awards and accolades while his unassuming approach to service and the community has been recognized at the top of his profession.

Cougar fans have had plenty to "Rise and Shout" about with Rose at the helm. He has produced a three-year resume that is nearly unmatched. In fact, only eight other coaches have ever won more games in their first three seasons at the Division I level. Rose has returned BYU to the national stage with back-to-back appearances in the top-25 polls

and back-to-back NCAA Tournament berths. Under his tutelage, Rose's teams have not only broken into the top-25 rankings but also achieved the MWC's first-ever two-time outright league championships. Rose is the only BYU men's basketball coach to win conference coach-of-the-year honors in back-to-back seasons. He has also received district coach of the year accolades and honorable mention for national coach of the year. Another evidence of Rose's commitment to excellence is that his basketball program ranks in the top 10 percent nationally in multi-year NCAA Academic Progress Rate scores. As a result, the NCAA has honored BYU with Public Recognition awards in each of the past two seasons for their high academic achievement.

Rose first came to BYU as an assistant in 1997 to help newly hired head coach Steve Cleveland rebuild the Cougar program. Rose served eight seasons with Cleveland, including the last five as Associate Head Coach, before being promoted to BYU's head job. Rose played a vital role in rebuilding BYU's program from an inherited 1-25 team into a regular NCAA Tournament participant and 20-game winner. BYU has qualified for postseason play in eight of the past nine seasons, including five NCAA bids, while claiming four MWC titles. A strong evaluator of talent with a vast network of coaching connections across the country, Rose has a proven record as a top recruiter. He has been recognized as one of college basketball's top-25 recruiters as BYU has had multiple top-20 recruiting classes with Rose overseeing or coordinating its efforts. Ten recruits have earned conference newcomer honors or a major league award in their first season as a Cougar in the 11 years Rose has been in Provo.

- Jonathan Tavernari (2006-07 MWC Freshman of the Year)
- Trent Plaisted (2005-06 MWC Freshman of the Year, 2nd-team All-MWC)
- Mike Hall (2003-04 MWC Defensive Player of the Year, 3rd-team All-MWC)
- Rafael Araujo (2002-03 Newcomer of the Year, MWC media poll, 3rd-team All-MWC)
- Jared Jensen (2001-02 MWC Co-Freshman of the Year)
- Trent Whiting (2000-01 MWC Newcomer Team, 2nd-team All-MWC)
- Terrell Lyday (1999-2000 MWC Newcomer of the Year, All-Tournament Team)
- Mark Bigelow (1998-99 WAC Freshman of the Year, Newcomer Team, 2nd-team All-WAC)
- Mekeli Wesley (1997-98 WAC Newcomer Team)
- Ron Selleaze (1997-98 WAC Newcomer of the Year, Newcomer Team, 2nd-team All-WAC)

With 25 years of coaching experience, including 13 seasons as a head coach at the Division I, junior college, and high school levels, Rose has a proven record of constant success. Prior to coming to BYU as an assistant in 1997, Rose compiled a 167-57 record at Dixie State College (St. George, Utah). Before being promoted to the head coaching position at Dixie, Rose served as a Rebel assistant coach under Ken Wagner for three seasons. Rose coached multiple sports at Millard and Pine View high schools in Utah before joining the staff at Dixie.

Rose excelled in both baseball and basketball as a two-sport athlete at Dixie State College in St. George, Utah, before serving a full-time mission for The Church of Jesus Christ of Latter-day Saints in Manchester, England, from 1977-79. Upon returning home, he transferred to the University of Houston where he completed his degree and was a shooting guard and co-captain of the famous "Phi Slammas Jamma" team featuring Hakeem Olajuwon and Clyde Drexler. In 1983 his Houston team was ranked No. 1 nationally and finished as the national runner-up.

A native of Houston, Texas, Rose and his wife Cheryl have three children and two grandchildren. Currently the Honorary Chairman of the Children with Cancer Christmas Foundation, Rose works with his wife, Cheryl, and the team to annually serve and comfort local families who endure the challenges of raising a child who has cancer. Dave

and Cheryl are also actively involved in a variety of other service and community initiatives. In 2008, Rose was honored by the National Association of Basketball Coaches with its Game Pillar Award for Service, one of only four Pillar Awards (Education, Leadership, Service and Advocacy) that the Association annually bestows on the most deserving among its vast membership. In 2008, Rose also became the 63rd recipient of the Dale Rex Memorial Award given annually to the person who has done the most for amateur athletics in the state of Utah.

COMMENTING ON ROSE

"Dave Rose is one of the best coaches I have ever known. He is not only the best at preparing you to succeed against your opponent by preparing game plans but also the greatest motivator I have ever been around. He has a special way to communicate with the players and instill confidence that enables you to play at the highest level every game. When my career at BYU came to an end, he continued to help me choose an agent, go to NBA camps and NBA workouts and begin my professional career. He never stopped supporting and believing in me. I will always be grateful for what he has done for me and continues to do for me now."

– Travis Hansen, Former BYU Cougar and Atlanta Hawk, playing professionally in Russia

"I have never been around a coach who had a feel for what makes each player tick like Coach Rose. The game plans he prepared were usually right on, and if we executed them we won the game. He is a coach that you not only want to play for but also would sacrifice almost anything for. He has been one of the most influential people in my basketball career, and I will forever benefit from his lessons on basketball and life. I've never seen any other coach like him."

– Mark Bigelow, Former BYU Cougar, playing professionally in Spain

"Dave Rose has done an outstanding job of establishing BYU as one of the premier programs in the Western United States. He's an outstanding teacher of the game, and equally important, is an outstanding person who demands the most out of his players both on and off the court. He's a credit to the coaching profession, and BYU is very fortunate to have him as its coach."

– UCLA Head Coach Ben Howland

"I'm impressed with the preparation of BYU and the poise they demonstrate. That's definitely a credit to Dave Rose and his coaching staff. Rose looks young, but he's got a lot of experience. He's done a nice job as a head coach ... He has experience at the highest levels of college basketball, both as a player and a coach."

– ESPN Game Analyst Steve Lavin

WORTH NOTING

- Dave Rose has a .744 winning percentage as a college head coach (256-88), including an 15-5 (.762) record this season, a 27-8 (.771) mark last year and a 168-57 (.747) record in seven seasons at Dixie State College.
- Dave Rose was named the Mountain West Conference Coach of the Year each of his first two seasons, becoming the first-ever BYU men's basketball coach to win back-to-back league coach-of-the-year honors.
- BYU was the second-most improved team in the nation in 2005-06 under Rose and his coaching staff in their first season.
- The BYU coaching staff has more than 60 years of combined coaching experience.
- The BYU coaching staff has playing experience in NCAA Final Fours, including a National Championship.
- The BYU coaching staff has played with or coached 27 NBA players.

ROSE DIVISION I COACHING LEDGER

School	Season	Overall	MWC	MWC Tourney	NCAA/NIT
BYU	2005-06	20-9	12-4	0-1	0-1 NIT
BYU	2006-07	25-9	13-3	2-1	0-1 NCAA
BYU	2007-08	27-8	14-2	2-1	0-1 NCAA
BYU	2008-09	16-5	4-3	0-0	-
DIVISION I TOTAL		88-31 (.739)	43-12 (.782)	4-3 (.571)	0-3





CHARLES ABOUO
 6-5 • 210 • freshman • guard/forward
 Abidjan, Cote D'Ivoire

LAST OUTING: Had two points and three rebounds against Wyoming.

TRACKING ABOUO IN 2008-09: Scored two points against San Diego State ... hit 1-of-1 from downtown for three points and added one assist against UNLV ... scored three points at New Mexico ... scored eight points on 3-of-5 shooting, including 2-of-3 on threes, at Colorado State ... added four rebounds against the Rams ... posted four points, four rebounds, one steal and one assist against Western Oregon ... set a new career high with 10 points against Wake Forest ... hit 3-of-8 from the field and 3-of-3 from the free throw line ... added five rebounds and one assist against the Demon Deacons ... at Tulsa totaled one point, a career-high six rebounds, one assist and one steal ... totaled two rebounds, one assist and one steal against Arizona State ... had three points and one steal in 19 minutes against Boise State ... scored two points and had one assist and one steal at Weber State ... scored three points on 3-of-4 shooting from the line and grabbed three rebounds at Idaho State ... had three points and tied his career high with four rebounds against Cal Poly ... tied his career high of nine points against Rice ... added two rebounds and a career-high two assists ... tied his career high with nine points on 4-of-6 shooting from the field against North Florida ... added a career-best four rebounds, one assist and one steal ... scored nine points while hitting one three and 6-for-6 from the free throw line at Pepperdine ... also grabbed two rebounds ... played eight minutes against Long Beach State ... grabbed two rebounds.

PLAYER SUMMARY: A versatile player, Abouo was the Utah 3A Player of the Year in 2007 out of Logan High School before playing for Brewster Academy last season, where he helped his team earn a 31-4 record. He is a good defender with a solid mid-range game and the ability to drive to the hoop or pull up and hit the three. His length and athleticism should make him a contributor for the Cougars this season.

PERSONAL: Parents are Ernest and Yvonne Abouo ... enjoys cooking, drawing, playing soccer, eating, sleeping and watching movies ... favorite food is his Mom's African cooking ... favorite book is Into Thin Air and favorite movie is Blue Streak ... played for the Utah Pump and Run AAU team with former BYU players Chris Collinsworth and Nick Marineau (both played in 2007-08 and are now serving two-year missions) ... also recruited by San Diego State, Wichita State, Utah State, Loyola, Montana, Tulsa and VCU ... open major.

Charles Abouo – 2008-09 Game-by-Game

Opponent	Date	GS	Min	TOTAL			3-PTS			REBOUNDS			PF	FO	A	TO	Blk	Stl	Pts	Avg		
				FG	FGA	Pct	3FG	3FGA	Pct	FT	FTA	Pct									Off	Def
LONG BEACH STATE	11/14/08	8	0	0	.000	0	0	.000	0	0	.000	0	2	2	2.0	0	0	0	0	0	0.0	
at Pepperdine	11/18/08	13	1	2	.500	1	1	1.000	6	6	1.000	0	2	2	2.0	1	0	1	0	1	9.45	
NORTH FLORIDA	11/20/08	19	4	6	.667	0	0	.000	1	2	.500	0	4	4	2.7	1	0	1	0	0	19.60	
RICE	11/21/08	21	2	6	.333	1	2	.500	4	4	1.000	0	2	2	2.5	1	0	2	1	0	9.68	
CAL POLY	11/22/08	15	1	2	.500	0	1	.000	1	1	1.000	1	3	4	2.8	0	0	1	1	0	3.60	
at Idaho State	11/29/08	9	0	0	.000	0	0	.000	3	4	.750	0	3	3	2.8	0	0	1	0	0	3.55	
at Weber State	12/03/08	9	1	4	.250	0	2	.000	0	0	.000	2	0	2	2.7	0	0	1	1	0	2.50	
vs Utah State	12/06/08	3	0	1	.000	0	0	.000	0	0	.000	0	0	0	2.4	0	0	1	1	0	0.44	
BOISE STATE	12/10/08	19	1	2	.500	0	1	.000	1	4	.250	0	0	0	2.1	0	0	2	0	1	3.42	
PORTLAND PILOTS	12/13/08	9	0	0	.000	0	0	.000	1	2	.500	0	0	0	1.9	2	0	0	1	0	1.39	
vs Arizona State	12/20/08	11	0	0	.000	0	0	.000	0	0	.000	1	1	2	1.9	4	0	1	0	0	3.35	
at Tulsa	12/30/08	25	0	1	.000	0	0	.000	1	2	.500	1	5	6	2.3	1	0	1	2	0	1.33	
WAKE FOREST	1/3/09	23	3	8	.375	1	2	.500	3	3	1.000	1	4	5	2.5	5	1	1	1	0	10.38	
WESTERN OREGON	1/6/09	19	2	6	.333	0	1	.000	0	0	.000	0	4	4	2.6	0	0	1	1	0	4.39	
at Colorado State	1/10/09	20	3	5	.600	2	3	.667	0	0	.000	1	3	4	2.7	1	0	0	2	0	8.41	
TCU	1/13/09	5	0	0	.000	0	0	.000	0	0	.000	0	0	0	2.5	1	0	0	0	0	3.9	
at New Mexico	01/17/09	8	1	3	.333	0	1	.000	1	2	.500	0	0	0	2.4	3	0	0	2	0	3.38	
UNLV	1/21/09	8	1	1	1.000	1	1	1.000	0	0	.000	0	0	0	2.2	2	0	1	0	0	3.38	
SAN DIEGO STATE	1/24/09	2	1	1	1.000	0	0	.000	0	0	.000	0	0	0	2.1	0	0	1	0	0	2.37	
at Utah	01/27/09	3	0	1	.000	0	0	.000	0	0	.000	0	0	0	2.0	0	0	0	0	0	3.5	
WYOMING	1/31/09	* 15	1	4	.250	0	1	.000	0	0	.000	0	3	3	2.0	2	0	0	1	0	2.34	
Totals		1	264	22	53	.415	6	16	.375	22	30	.733	7	36	43	2.0	24	1	11	18	2	5.72

Games played: 21
 Minutes/game: 12.6
 Points/game: 3.4
 FG Pct: 41.5
 3FG Pct: 37.5
 FT Pct: 73.3

Rebounds/game: 2.0
 Assists/game: 0.5
 Turnovers/game: 0.9
 Assist/turnover ratio: 0.6
 Steals/game: 0.2
 Blocks/game: 0.1

CAREER HIGHS:
 POINTS: 10 vs. Wake Forest (2009)
 FG MADE: 4 vs. UNF (2008)
 FG ATT: 8 vs. Wake Forest (2009)
 FG %: .667 (4-6) vs. UNF (2008)
 3FG MADE: 2 at CSU (2009)
 3FG ATT: 3 at CSU (2009)
 3FG %: .667 (2-3) at CSU (2009)
 FT MADE: 6 at Pepperdine (2008)
 FT ATT: 6 at Pepperdine (2008)
 FT %: 1.000 (6/6) at Pepperdine (2008)
 REB: 6 vs. Tulsa (2008)
 ASSISTS: 2 vs. Rice (2008)
 BLOCKS: 1 at Pepperdine (2008), vs. Utah State
 STEALS: 1 vs. UNF (2008), vs. WOU (2009)
 MINUTES: 25 vs. Tulsa (2008)

SEASON-HIGH POINTS:
 First Half: 6 vs. Wake Forest
 Second Half: 9 at Pepperdine, vs. UNF
 Game: 10 vs. Wake Forest
Percentage Minimums – 4 FG, 2 3FG, 3 FT Made





LAMONT MORGAN, JR.
 5-10 • 170 • junior • guard
 Pomona, Calif.

LAST OUTING: Against Wyoming had five points, three rebounds, four assists and one steal.

TRACKING MORGAN, JR. IN 2008-09: Had five points on 2-of-3 shooting and one rebound and two assists at Utah ... against San Diego State tied a career high with 12 points on 4-of-5 shooting from the field and 2-of-2 shooting on threes and 2-of-2 shooting from the free throw line ... dished out a career high five assists against the Aztecs ... shot 2-of-2 from the field for four points while adding one assist against UNLV ... hit 2-of-3 from the field for five points while adding one steal and one assist at New Mexico ... contributed a career-high five rebounds, one assist and one points against TCU ... hit 5-of-8 from the field for 11 points at Colorado State, his second-straight game in double figures ... added three rebounds, three assists and one steal against the Rams ... posted a career high of 12 points against Western Oregon on a career-best 4-of-5 (.800) shooting from the field ... hit 2-of-2 from downtown ... added one rebound, three assists and one steal ... set a new career high with four rebounds to go with two steals against Wake Forest ... hit 3-for-3 from the field, including 2-of-2 from downtown, against Boise State for eight points ... added two rebounds, two assists and one steal against the Broncos ... scored nine points and hit 4-of-4 from the line at Weber State ... also had two rebounds, one assist and a steal against the Wildcats ... had two points, three rebounds and one assist at Idaho State ... had three points, one rebound, one steal and one assist against Cal Poly ... scored a career-best 10 points on 3-of-5 shooting from the field and 2-of-2 shooting from downtown against Rice ... added career highs of four assists and two steals ... scored four points — a career high — and had two assists and one steal against Long Beach State ... had three rebounds, two assists and one steal off the bench at Pepperdine. ... started and played 24 minutes against Long Beach State ... tallied three rebounds, two assists and on steal.

PLAYER SUMMARY: Described as a lightning quick point guard, junior Lamont Morgan, Jr. is expected to immediately contribute after transferring from Saddleback Community College in Mission Viejo, Calif. A highly successful junior college program, SCC advanced to the state semifinal game in 2007 behind the play of Morgan, who started every game at the point and averaged 4.4 assists per contest. In addition to his ball-handling abilities, Morgan will also be counted on for his leadership and court vision.

PERSONAL: Has one brother and one sister ... enjoys listening to music, dancing, hanging out with his brothers and writing poetry ... favorite actor is Denzel Washington ... favorite movie is Love and Basketball ... favorite food is soul food ... sports heros are Michael Jordan and Kobe Bryant and non-sports hero is his Mom ... leisure services major.

Lamont Morgan, Jr. – 2008-09 Game-by-Game

Opponent	Date	GS	Min	TOTAL			3PTS			REBOUNDS			PF	FO	A	TO	Blk	Stl	Pts	Avg					
				FG	FGA	Pct	3FG	FGA	Pct	FT	FTA	Pct									Off	Def	Tot	Avg	
LONG BEACH STATE	11/14/08	*	24	0	3	.000	0	3	.000	0	0	.000	1	2	3	3.0	0	0	2	1	0	1	0	0.0	
at Pepperdine	11/18/08		19	0	2	.000	0	1	.000	0	0	.000	0	3	3	3.0	4	0	2	0	0	1	0	0.0	
NORTH FLORIDA	11/20/08		22	1	5	.200	0	3	.000	2	3	.667	0	1	1	2.3	3	0	2	4	0	0	4	1.3	
RICE	11/21/08		24	3	5	.600	2	2	1.000	2	3	.667	0	0	0	1.8	0	0	4	4	0	2	10	3.5	
CAL POLY	11/22/08		14	1	3	.333	0	0	.000	1	1	1.000	0	1	1	1.6	1	0	1	3	0	1	3	3.4	
at Idaho State	11/29/08		14	0	0	.000	0	0	.000	2	4	.500	1	2	3	1.8	3	0	1	1	0	0	2	3.2	
at Weber State	12/03/08		27	2	7	.286	1	3	.333	4	4	1.000	1	1	2	1.9	1	0	1	1	0	1	9	4.0	
vs Utah State	12/06/08		18	0	2	.000	0	0	.000	0	0	.000	0	1	1	1.8	0	0	1	0	0	0	0	3.5	
BOISE STATE	12/10/08		18	3	3	1.000	2	2	1.000	0	2	.000	0	2	2	1.8	0	0	2	4	0	1	8	4.0	
PORTLAND PILOTS	12/13/08		19	3	4	.750	1	1	1.000	0	0	.000	0	1	1	1.7	1	0	1	1	0	0	7	4.3	
vs Arizona State	12/20/08		10	0	0	.000	0	0	.000	0	0	.000	0	2	2	1.7	1	0	0	3	0	1	0	3.9	
at Tulsa	12/30/08		9	1	1	1.000	0	0	.000	0	0	.000	0	1	1	1.7	0	0	0	2	0	0	2	3.8	
WAKE FOREST	1/3/09		6	0	0	.000	0	0	.000	0	0	.000	0	4	4	1.8	1	0	2	2	0	0	0	3.5	
WESTERN OREGON	1/6/09		22	4	5	.800	2	2	1.000	2	4	.500	0	1	1	1.8	1	0	3	1	0	1	12	4.1	
at Colorado State	1/10/09		23	5	8	.625	1	2	.500	0	0	.000	3	0	3	1.9	3	0	3	2	0	1	11	4.5	
TCU HORNIED FROGS	1/13/09		20	0	2	.000	0	1	.000	1	3	.333	2	3	5	2.1	2	0	1	1	0	0	1	4.3	
at New Mexico	01/17/09		15	2	3	.667	1	2	.500	0	0	.000	0	0	0	1.9	0	0	1	1	0	1	5	4.4	
UNLV	1/21/09		12	2	2	1.000	0	0	.000	0	0	.000	0	0	0	1.8	4	0	1	0	0	0	4	4.3	
SAN DIEGO STATE	1/24/09		28	4	5	.800	2	2	1.000	2	2	1.000	0	0	0	1.7	1	0	5	3	0	0	12	4.7	
WYOMING	1/31/09		26	2	4	.500	0	0	.000	1	2	.500	0	3	3	1.8	2	0	4	0	0	1	5	4.8	
Totals			1	385	35	67	.522	13	25	.520	17	29	.586	8	29	37	1.8	29	0	38	35	0	12	100	4.8

Games played: 21
 Minutes/game: 18.3
 Points/game: 4.8
 FG Pct: 52.2
 3FG Pct: 52.0
 FT Pct: 58.6

Rebounds/game: 1.8
 Assists/game: 1.8
 Turnovers/game: 1.7
 Assist/turnover ratio: 1.1
 Steals/game: 0.6

CAREER HIGHS:

POINTS: 12 vs. WOU (2009), vs. SDSU (2009)
 FG MADE: 5 at CSU (2009)
 FG ATT: 8 at CSU (2009)
 FG %: .800 (4-5) vs. WOU (2009), vs. SDSU (2009)
 3FG MADE: 2 vs. Rice (2008), vs. Boise State (2008), vs. WOU (2009), vs. SDSU (2009)
 3FG ATT: 3 vs. LBSU (2008), vs. UNF (2008), at Weber State (2008)
 3FG %: 1.000 (2/2) 4 times, last vs. SDSU (2009)
 FT MADE: 4 at Weber State (2008)
 FT ATT: 4 at Weber State (2008), vs. WOU (2009)
 FT %: 1.000 (4/4) at Weber State (2008)
 REB: 5 vs. TCU (2009)
 ASSISTS: 5 vs. SDSU (2009)
 BLOCKS: -
 STEALS: 2 vs. Rice (2008)
 MINUTES: 28 vs. SDSU (2009)

SEASON-HIGH POINTS:

First Half: 9 at Colorado State
 Second Half: 5 vs. Western Oregon
 Game: 12 vs. Western Oregon
Percentage Minimums -
4 FG, 2 3FG, 3 FT Made



JACKSON EMERY
6-3 • 185 • sophomore • guard
Alpine, Utah

LAST OUTING: In six minutes against Wyoming had two assists and one rebound.

TRACKING EMERY IN 2008-09: Had two assists and one rebound against Wyoming ... totaled seven points, six rebounds, three assists, one block and two steals at Utah ... scored nine points and added five rebounds, two assists and one steal against San Diego State ... hit 2-of-5 from downtown against the Aztecs ... contributed 11 points, four rebounds, four assists and one steal against UNLV ... hit all four free throw attempts against the Rebels ... at New Mexico tied a career high with six rebounds ... added two assists and one steal against the Lobos ... scored 11 points on 4-of-6 shooting and added five rebounds, four assists, one block and one steal against TCU ... hit a three against the Horned Frogs and has now made a three in 13 of the last 14 games ... hit 3-of-5 from the field and 2-of-4 from downtown for eight points at Colorado State ... added three rebounds, three assists, one block and two steals against the Rams ... posted five rebounds and three assists against Western Oregon ... hit 1-of-2 from the line against the Wolves ... had his fourth double figure game of the season with 13 points against Wake Forest ... hit a three for the 11th-straight game ... added five rebounds, three assists and two steals against the Demon Deacons ... scored five points and tied a career high with six rebounds at Tulsa ... hit a three for the 10th-straight game ... totaled five points, three rebounds, three assists and two steals against Arizona State ... scored 10 points on 3-of-5 shooting and had five rebounds, four assists and one block against Portland ... hit 2-of-3 from downtown and 2-of-2 from the free throw line against the Pilots ... has hit at least one three in the last eight games ... scored 14 points on 5-of-7 shooting from the field, 2-of-4 shooting from downtown and 2-of-2 shooting from the free throw line against Boise State ... added two rebounds, two assists and two steals against the Broncos ... against Utah State at Energy Solutions Arena scored nine points, tied his career highs with six rebounds and

one block and set a new career high with five steals ... also set career highs in minutes played, free throws made (4) and free throws attempted (8) ... hit 2-of-3 from downtown at Weber State for six points ... added two rebounds, two assists and two steals against the Wildcats ... against Idaho State scored a career-high 15 points on 6-of-9 shooting from the field and 2-of-4 shooting from three-point range ... added four rebounds, two assists and a career-high three steals ... had nine points, three rebounds, three assists, one steal and one block against Cal Poly ... hit 3-of-3 from the field ... scored eight points on 3-of-4 shooting, including 2-of-3 on threes, against Rice ... added five rebounds and three assists ... scored eight points and handed out five assists in 23 minutes against North Florida ... scored nine points and dished out a career-best nine assists at Pepperdine ... added two steals and two rebounds while hitting 3-of-5 from the field and from the free throw line ... scored three points to go with five rebounds and three assists against Long Beach State ... completed a three-point play with 12:12 remaining in the second half to give BYU a 43-42 lead.

PLAYER SUMMARY: Known for his competitiveness and clutch play, Jackson Emery is a quick player and solid defender with outstanding leaping ability. A good shooter from long range, he also has the athleticism and creativity to convert inside when going to the basket. He has the ability to contribute in his first season after being named the top player in Class 4A from the state of Utah in 2005.

EMERY VS. AIR FORCE

TEAM	GP	GS	MIN	AVG	FG	FGA	PCT	3FG	FGA	PCT	FT	FTA	PCT	OFF	DEF	TOT	AVG	PF	FO	A	TO	BLK	STL	PTS	AVG	W-L
in Force	2	0	17	8.5	1	3	.333	0	1	.000	2	3	.667	2	2	4	2.0	2	0	2	0	0	0	4	2.0	1-1

Jackson Emery – 2008-09 Game-by-Game

Opponent	Date	GS	Min	TOTAL				3PTS		REBOUNDS				PF	FO	A	TO	Blk	Stl	Pts	Avg				
				FG	FGA	Pct	3FG	FGA	Pct	FT	FTA	Pct	Off									Def	Tot	Avg	
LONG BEACH STATE	11/14/08	*	33	1	5	200	0	3	.000	1	1	1,000	0	5	5	0	3	2	0	0	3	30			
at Pepperdine	11/18/08	*	27	3	5	600	0	2	.000	3	5	600	0	2	3.5	2	2	0	9	4	0	2	9	60	
NORTH FLORIDA	11/20/08	*	23	3	4	750	2	3	.667	0	0	0.000	0	1	1	2.7	0	5	1	0	0	8	6.7		
RICE	11/21/08	*	25	3	4	750	2	3	.667	0	0	0.000	0	5	3.3	2	0	3	0	0	0	8	7.0		
CAL POLY	11/22/08	*	33	3	3	1,000	1	1	1,000	2	2	1,000	0	3	3	3.2	3	0	3	1	1	1	9	7.4	
at Idaho State	11/29/08	*	31	6	9	667	2	4	500	1	1	1,000	0	4	3.3	5	1	2	2	0	3	15	8.7		
at Weber State	12/03/08	*	19	2	3	667	2	3	667	0	0	0.000	0	2	2	3.1	3	0	2	0	0	2	6	8.3	
vs Utah State	12/06/08	*	37	2	5	400	1	2	500	4	8	500	1	5	6	3.5	1	0	3	0	1	5	9	8.4	
BOISE STATE	12/10/08	*	21	5	7	714	2	4	500	2	2	1,000	0	2	2	3.3	2	0	2	1	0	2	14	9.0	
PORTLAND PILOTS	12/13/08	*	32	3	5	600	2	3	667	2	2	1,000	0	5	3.5	4	0	4	3	1	0	10	9.1		
vs Arizona State	12/20/08	*	31	2	8	250	1	6	167	0	0	0.000	0	3	3	3.5	5	1	3	0	0	2	5	8.7	
at Tulsa	12/30/08	*	19	2	5	400	1	3	333	0	0	0.000	0	6	3.7	0	1	0	1	0	1	0	5	8.4	
WAKE FOREST	1/3/09	*	26	4	10	400	2	7	286	3	4	750	4	1	5	3.8	4	0	3	2	0	2	13	8.8	
WESTERN OREGON	1/6/09	*	25	0	2	0.000	0	0	0.000	1	2	500	1	4	5	3.9	2	0	3	2	0	0	1	8.2	
at Colorado State	1/10/09	*	20	3	5	600	2	4	500	0	0	0.000	0	3	3	3.8	2	0	3	1	1	2	8	8.2	
TCU	1/13/09	*	28	4	6	667	1	3	333	2	4	500	0	5	3.9	2	0	4	1	1	1	11	8.4		
at New Mexico	01/17/09	*	30	0	5	0.000	0	5	0.000	1	2	500	0	6	6	4.0	2	0	2	1	0	1	1	7.9	
UNLV	1/21/09	*	33	3	7	429	1	4	250	4	4	1,000	1	3	4	4.0	3	0	4	1	0	1	11	8.1	
SAN DIEGO STATE	1/24/09	*	27	3	9	333	2	5	400	1	1	1,000	0	5	5	4.1	1	0	2	1	0	1	9	8.2	
at Utah	01/27/09	*	37	2	8	250	1	5	200	2	2	1,000	1	5	6	4.2	5	1	3	1	1	2	7	8.1	
WYOMING	1/31/09	*	6	0	1	.000	0	0	.000	0	0	.000	0	1	1	4.0	0	0	2	0	0	0	0	7.7	
Totals			20	563	54	116	.466	25	70	.357	29	40	.725	8	76	84	4.0	49	3	66	24	7	27	162	7.7

Games played: 21
Minutes/game: 26.8
Points/game: 7.7
FG Pct: 46.6
3FG Pct: 35.7
FT Pct: 72.5

Rebounds/game: 4.0
Assists/game: 3.1
Turnovers/game: 1.1
Assist/turnover ratio: 2.8
Steals/game: 1.3
Blocks/game: 0.3

CAREER HIGHS:

POINTS: 15 at ISU (2008)
FG MADE: 6 at ISU (2008)
FG ATT: 9 at ISU (2008)
FG %: .750 (3-4) vs. UNF (2008), vs. Rice
3FG MADE: 3 at Wyoming (2006)
3FG ATT: 7 vs. Wake Forest (2009)
3FG %: 1.000 (2-2) vs. NKU (2006)
FT MADE: 4 vs. Utah State (2008)
FT ATT: 8 vs. Utah State (2008)
FT %: 1.000 (4-4) vs. UNLV (2009)
REB: 6 vs. NKU (2006), vs. Utah State (2008), at UNM (2009), at Utah (2009)
ASSISTS: 9 at Pepperdine
BLOCKS: 1 (14 times) last vs. Utah (2009)
STEALS: 5 vs. Utah State (2008)
MINUTES: 37 vs. Utah State (2008), at Utah (2009)

SEASON-HIGH POINTS:

First Half: 8 vs. Rice, vs. Portland
Second Half: 10 vs. Boise State
Game: 15 at ISU

Percentage Minimums –
4 FG, 2 3FG, 3 FT Made

EMERY YEAR-BY-YEAR BYU STATS

YEAR	GP	GS	MIN	AVG	FG	FGA	PCT	3FG	FGA	PCT	FT	FTA	PCT	OFF	DEF	TOT	AVG	PF	FO	A	AVG	TO	BLK	STL	PTS	AVG
2005-06	29	6	279	9.6	28	70	.400	13	43	.302	10	13	.769	14	27	41	1.5	38	1	19	0.7	19	7	10	79	2.8
Total	29	6	279	9.6	28	70	.400	13	43	.302	10	13	.769	14	27	41	1.5	38	1	19	0.7	19	7	10	79	2.8





ARCHIE ROSE
 6-5 • 210 • senior • guard
 Nassau, Bahamas

LAST OUTING: Played six minutes against Wyoming.

TRACKING ROSE IN 2008-09: Had one rebound at New Mexico ... played a career-high 18 minutes against TCU and had eight points and four rebounds ... tied his career highs of six free throw makes and six free throw attempts ... posted four points, three rebounds and one steal at Colorado State ... hit 2-of-3 from the field against the Rams ... scored a career-high 11 points on 2-of-4 shooting from the field and a career-best 6-of-6 shooting from the free throw line ... added three rebounds and a three-pointer ... against Arizona State set a new career high with six points while grabbing five rebounds ... hit a three-pointer (his first of the season) and 3-of-4 from the free throw line ... against Portland set career highs in points (5), free throws made (5), free throws attempted (6) and free throw percentage (.833) ... also had two rebounds against the Pilots ... saw a career-high 15 minutes of action against Boise State ... had two points, five rebounds, one assists and one steal ... saw his first action of the season at Weber State ... grabbed a career-high six rebounds in nine minutes against the Wildcats.

PLAYER SUMMARY: A 6-foot-5 senior guard/forward, Archie Rose came to BYU with three years of experience at the junior college level with stints at Northeastern Colorado Junior College (Sterling, Colo.) and Lee College (Baytown, Texas). A terrific outside shooter, Rose is a talented scorer who adds depth on the wing for the Cougars. He played in 20 games for BYU as a junior.

PERSONAL: Mom is Debra Rose ... his uncle, Lynden Rose, played basketball with BYU head coach Dave Rose at Houston ... enjoys sleeping, video games and diving ... favorite food is sushi ... favorite book is Street Lawyer ... favorite movie is Finding Forester ... also recruited by Texas A&M, Oklahoma State, LSU, Virginia Tech, Oklahoma, Texas Tech, Miami, Georgia Southern, Houston and Nebraska ... sociology major.

CUMMARD VS. WYOMING

TEAM	GP	GS	MIN	AVG	FG	FGA	PCT	3FG	FGA	PCT	FT	FTA	PCT	OFF	DEF	TOT	AVG	PF	FO	A	TO	BLK	STL	PTS	AVG	WL
Wyoming	1	0	2	2.0	0	0	.000	0	0	.000	0	0	.000	0	0	0	0.0	0	0	0	1	0	0	0	0.0	1-0

Archie Rose – 2008-09 Game-by-Game

Opponent	Date	GS	Min	TOTAL			3PTS			FT			REBOUNDS				PF	FO	A	TO	Blk	Stl	Pts	Avg	
				FG	FGA	Pct	3FG	FGA	Pct	FT	FTA	Pct	Off	Def	Tot	Avg									
LONG BEACH STATE	Did Not Play																								
at Pepperrine	Did Not Play																								
NORTH FLORIDA	Did Not Play																								
RICE	Did Not Play																								
CAL POLY	Did Not Play																								
at Idaho State	Did Not Play																								
at Weber State	12/03/08		9	0	1	.000	0	0	.000	0	1	.000	1	5	6	6.0	1	0	0	0	0	0	0	0	0.0
vs Utah State	12/06/08		1	0	0	.000	0	0	.000	0	0	.000	0	0	0	3.0	0	0	0	0	0	0	0	0	0.0
BOISE STATE	12/10/08		15	1	2	.500	0	0	.000	1	2	.500	2	3	5	3.7	2	0	1	0	0	1	3	1.0	
PORTLAND PILOTS	12/13/08		9	0	1	.000	0	0	.000	5	6	.833	2	0	2	3.3	2	0	0	0	0	1	5	2.0	
vs Arizona State	12/20/08		6	1	2	.500	1	1	1.000	3	4	.750	2	3	5	3.6	2	0	0	1	0	0	6	2.8	
at Tulsa	12/30/08		4	0	0	.000	0	0	.000	0	0	.000	0	1	1	3.2	0	0	0	1	0	0	0	2.3	
WAKE FOREST	1/3/09		3	0	0	.000	0	0	.000	0	0	.000	0	0	0	2.7	0	0	0	0	0	0	0	2.0	
WESTERN OREGON	1/6/09		17	2	4	.500	1	1	1.000	6	6	1.000	2	1	3	2.8	1	0	0	0	0	0	11	3.1	
at Colorado State	1/10/09		11	2	3	.667	0	0	.000	0	0	.000	0	3	3	2.8	1	0	1	1	0	0	4	3.2	
TCU	1/13/09		18	1	3	.333	0	1	.000	6	6	1.000	2	2	4	2.9	3	0	1	1	0	0	8	3.7	
at New Mexico	01/17/09		7	0	3	.000	0	0	.000	0	0	.000	0	1	1	2.7	1	0	0	0	0	0	0	3.4	
UNLV	Did Not Play																								
SAN DIEGO STATE	Did Not Play																								
at Utah	01/27/09		1	0	1	.000	0	1	.000	0	0	.000	0	0	0	2.5	1	0	0	0	0	0	0	3.1	
WYOMING	1/31/09		6	0	2	.000	0	1	.000	0	0	.000	1	0	1	2.4	2	0	0	2	0	0	0	2.8	
Totals			0	107	7	22	.318	2	5	.400	21	25	.840	12	19	31	2.4	16	0	3	6	0	2	37	2.8

Games played: 13
 Minutes/game: 8.2
 Points/game: 2.8
 FG Pct: 31.8
 3FG Pct: 40.0
 FT Pct: 84.0

Rebounds/game: 2.4
 Assists/game: 0.2
 Turnovers/game: 0.5
 Assist/turnover ratio: 0.5
 Steals/game: 0.2

CAREER HIGHS:

POINTS: 11 vs. WOU (2009)
 FG MADE: 2 vs. WOU (2009)
 FG ATT: 4 vs. LMU (2008), vs. Western Oregon (2009)
 FG %: .500 (2-4) vs. WOU (2009)
 3FG MADE: 1 vs. SUU (2008), vs. Arizona State (2008), vs. Western Oregon (2009)
 3FG ATT: 2 vs. LMU (2008)
 3FG %: -
 FT MADE: 6 vs. WOU (2009), vs. TCU (2009)
 FT ATT: 6 vs. Portland (2008), vs. WOU (2009), vs. TCU (2009)
 FT %: 1.000 (6-6) vs. WOU (2009), vs. TCU (2009)
 REB: 6 at Weber State (2008)
 ASSISTS: 2 at LBSU (2008)
 BLOCKS: 1 vs. UNM (2008)
 STEALS: 1 at LBSU, Portland (2008), vs. Boise State (2008)
 MINUTES: 18 vs. TCU (2009)


SEASON-HIGH POINTS:

First Half: 6 vs. Western Oregon (2009)
 Second Half: 5 vs. Portland, vs. Western Oregon (2009)
 Game: 11 vs. Western Oregon (2009)
Percentage Minimums - 4 FG, 2 3FG, 3 FT Made

ROSE YEAR-BY-YEAR BYU STATS

YEAR	GP	GS	MIN	AVG	FG	FGA	PCT	3FG	FGA	PCT	FT	FTA	PCT	OFF	DEF	TOT	AVG	PF	FO	A	TO	BLK	STL	PTS	AVG	
2007-08	20	0	73	3.7	7	17	.412	1	8	.125	2	9	.222	3	12	15	0.8	15	0	7	0.4	12	1	3	17	0.9
Total	20	0	73	3.7	7	17	.412	1	8	.125	2	9	.222	3	12	15	0.8	15	0	7	0.4	12	1	3	17	0.9





JAMES ANDERSON
 6-10 • 230 • freshman • forward/center
 Page, Ariz.

LAST OUTING: Hit 2-of-3 from the field for four points and had one rebound against Wyoming.

TRACKING ANDERSON IN 2008-09: Hit 2-of-3 from the field for four points and had one rebound against Wyoming ... hit 2-of-2 from the field for four points and had one rebound at Utah ... posted four points on 2-of-3 shooting against San Diego State ... added one rebound, two blocks and his first dunk as a Cougar against the Aztecs ... played five minutes at Colorado State and had one steal ... against Boise State set career highs in minutes played (27), points (10), rebounds (7), assists (2), blocks (5), steals (2), field goals made (4) and field goals attempted (7) ... also set career highs in free throws made (2) and attempted (5) ... at Weber State hit a career-best 3-of-4 from the field for a career-high six points ... played a career-high 10 minutes ... had one rebound at Idaho State ... grabbed one rebound against Cal Poly ... scored a career-best four points on 2-of-3 shooting against Rice while grabbing two rebounds ... registered career highs of two points, five rebounds and three blocks against North Florida ... saw eight minutes of playing time at Pepperdine, the first action of his career ... grabbed one offensive rebound.

PLAYER SUMMARY: A 6-foot-10 forward/center from Page, Ariz., Anderson is known for his athleticism, hard work and ability to run the floor. The McDonald's High School All-America nominee redshirted last season after returning from a two-year mission for The Church of Jesus Christ of Latter-day Saints to Guatemala City.

PERSONAL: Parents are Aaron and Julie Anderson ... has three sisters ... served a two-year mission for The Church of Jesus Christ of Latter-day Saints in the Guatemala City North Mission from May 2005 to May 2007 ... favorite food is lasagna ... enjoys March Madness, boating and playing the guitar ... sports hero is Michael Jordan ... also recruited by Oregon State and Wyoming ... open major.

James Anderson – 2008-09 Game-by-Game

Opponent	Date	GS	Min	TOTAL			3PTS			REBOUNDS			PF	FO	A	TO	Blk	Stl	Pts	Avg					
				FG	FGA	Pct	3FG	3FGA	Pct	FT	FTA	Pct									Off	Def	Tot		
LONG BEACH STATE	Did Not Play																								
at Pepperdine	11/18/08		8	0	0	.000	0	0	.000	0	0	.000	1	0	1	1.0	0	0	0	0	0.0				
NORTH FLORIDA	11/20/08		8	1	2	.500	0	0	.000	0	0	.000	2	3	5	3.0	3	0	0	3	2	1.0			
RICE	11/21/08		8	2	3	.667	0	0	.000	0	0	.000	1	1	2	2.7	2	0	0	0	0	2.0			
CAL POLY	11/22/08		7	0	1	.000	0	0	.000	0	0	.000	0	1	1	2.3	2	0	0	0	0	1.5			
at Idaho State	11-29-08		7	0	1	.000	0	0	.000	0	0	.000	0	1	1	2.0	2	0	0	0	0	1.2			
at Weber State	12-03-08		10	3	4	.750	0	0	.000	0	0	.000	1	0	1	1.8	3	0	0	0	0	6	2.0		
vs Utah State	12/06/08		2	0	0	.000	0	0	.000	0	0	.000	0	0	0	1.6	2	0	0	0	0	1.7			
BOISE STATE	12/10/08		27	4	7	.571	0	0	.000	2	5	400	2	5	7	2.3	3	0	2	0	5	2	10	2.8	
PORTLAND PILOTS	12/13/08		6	0	1	.000	0	0	.000	0	0	.000	0	0	0	2.0	1	0	1	1	0	0	2.4		
vs Arizona State	Did Not Play																								
at Tulsa	Did Not Play																								
WAKE FOREST	1/3/09		0	0	0	.000	0	0	.000	0	0	.000	0	0	0	1.8	0	0	0	0	0	0	2.2		
WESTERN OREGON	1/6/09		1	0	0	.000	0	0	.000	0	0	.000	0	0	0	1.6	0	0	0	0	0	0	2.0		
at Colorado State	1/10/09		5	0	1	.000	0	0	.000	0	0	.000	0	0	0	1.5	1	0	0	0	0	1	1.8		
TCU	Did Not Play																								
at New Mexico	01/17/09		4	0	0	.000	0	0	.000	0	0	.000	0	0	0	1.4	1	0	0	0	0	0	1.7		
UNLV	Did Not Play																								
SAN DIEGO STATE	1/24/09		7	2	3	.667	0	0	.000	0	0	.000	1	0	1	1.4	3	0	0	1	2	0	4	1.9	
at Utah	01/27/09		7	2	2	1.000	0	0	.000	0	0	.000	0	1	1	1.3	4	0	0	0	0	0	4	2.0	
WYOMING	1/31/09		7	2	3	.667	0	0	.000	0	2	.000	1	0	1	1.3	3	0	0	0	0	0	4	2.1	
Totals			0	114	16	28	.571	0	0	.000	2	7	286	9	12	21	1.3	30	0	3	2	10	3	34	2.1

Games played: 16
 Minutes/game: 7.1
 Points/game: 2.1
 FG Pct: 57.1
 FT Pct: 28.6

Rebounds/game: 1.3
 Assists/game: 0.2
 Turnovers/game: 0.1
 Assist/turnover ratio: 1.5
 Steals/game: 0.2
 Blocks/game: 0.6

CAREER HIGHS:
 POINTS: 10 vs Boise State (2008)
 FG MADE: 4 vs Boise State (2008)
 FG ATT: 7 vs Boise State (2008)
 FG %: .750 (3-4) at Weber State (2008)
 3FG MADE: -
 3FG ATT: -
 3FG %: -
 FT MADE: 2 vs Boise State (2008)
 FT ATT: 5 vs Boise State (2008)
 FT %: .400 (2-5) vs Boise State (2008)
 REB: 7 vs Boise State (2008)
 ASSISTS: 2 vs Boise State (2008)
 BLOCKS: 5 vs Boise State (2008)
 STEALS: 2 vs Boise State (2008)
 MINUTES: 27 vs. Boise State (2008)

SEASON-HIGH POINTS:
 First Half: 4 vs. San Diego State
 Second Half: 8 vs. Boise State
 Game: 10 vs. Boise State

Percentage Minimums -
 4 FG, 2 3FG, 3 FT Made



MATTHEW PINEGAR
 6-0 • 190 • freshman • guard
 Provo, Utah

LAST OUTING: Played three minutes at Colorado State.

TRACKING PINEGAR IN 2008-09: Recorded one steal against Western Oregon, tying his career high ... registered a steal against Rice ... scored his first career points to go with two rebounds and one assist against North Florida ... saw three minutes of playing time at Pepperdine, the first action of his career.

PLAYER SUMMARY: An athletic combo guard, Matthew Pinegar is a good shooter known for his competitive drive and scoring ability. The two-time first-team all-state honoree redshirted last season after returning from a mission for The Church of Jesus Christ of Latter-day Saints.

BEFORE BYU: McDonald's High School All-America nominee ... helped his team win the region championship as a senior before falling in the state quarterfinals ... averaged 16 points, three assists and two steals per game ... named 4A first-team all-state as a junior and senior ... also earned Utah Valley MVP and Valley Player of the Year as a junior ... helped his team win the state 4A title posting 13.8 points, 4.0 assists and 2.3 steals per game as a junior ... was the only freshman on the varsity team in 2000-01 ... coached by Perry Wildeboer ... also active in a capella club ... played for the Utah Heat AAU club under head coach Chris Jones.

PERSONAL: Parents are Steven and Lisa Pinegar ... grandfather Ed Pinegar played at BYU in the 1950's and father Steven played at Utah State in the late 1970's ... has six sisters and two brothers ... served a mission for The Church of Jesus Christ of Latter-day Saints to the Canada Toronto East Mission from 2005-07 ... enjoys wakeboarding, driving, playing the piano and movies ... also recruited by Utah State ... social work major.

Matthew Pinegar – 2008-09 Game-by-Game

Opponent	Date	GS	Min	TOTAL			3PTS		FT	FTA	REBOUNDS				PF	FO	A	TO	Blk	Stl	Pts	Avg			
				FG	FGA	Pct	3FG	FGA			Pct	Pct	Off	Def									Tot	Avg	
LONG BEACH STATE	Did Not Play																								
at Pepperdine	11/18/08		3	0	1	.000	0	1	.000	0	0	.000	0	0	0	0.0	1	0	0	2	0	0	0.0		
NORTH FLORIDA	11/20/08		14	1	2	.500	0	1	.000	0	0	.000	0	2	2	1.0	0	0	1	0	0	2	1.0		
RICE	11/21/08		9	0	1	.000	0	1	.000	0	0	.000	0	0	0	0.7	0	0	0	1	0	1	0.7		
CAL POLY	Did Not Play																								
at Idaho State	11-29-08		1	0	1	.000	0	1	.000	0	0	.000	0	0	0	0.5	0	0	0	0	0	0	0.5		
at Weber State	12-03-08		3	0	0	.000	0	0	.000	0	0	.000	0	0	0	0.4	0	0	0	0	0	0	0.4		
vs Utah State	Did Not Play																								
BOISE STATE	12/10/08		5	0	1	.000	0	1	.000	0	0	.000	0	0	0	0.3	0	0	0	0	0	0	0.3		
PORTLAND PILOTS	12/13/08		2	0	0	.000	0	0	.000	0	0	.000	0	0	0	0.3	0	0	0	1	0	0	0.3		
vs Arizona State	Did Not Play																								
at Tulsa	Did Not Play																								
WAKE FOREST	Did Not Play																								
WESTERN OREGON	1/6/09		1	0	0	.000	0	0	.000	0	0	.000	0	0	0	0.3	0	0	0	0	0	1	0.3		
at Colorado State	1/10/09		3	0	0	.000	0	0	.000	0	0	.000	0	0	0	0.2	0	0	0	2	0	0	0.2		
TCU	Did Not Play																								
at New Mexico	Did Not Play																								
UNLV	Did Not Play																								
SAN DIEGO STATE	Did Not Play																								
at Utah	Did Not Play																								
WYOMING	Did Not Play																								
Totals			0	41	1	6	.167	0	5	.000	0	0	.000	0	2	2	0.2	1	0	1	6	0	2	2	0.2

Games played: 9
 Minutes/game: 4.6
 Points/game: 0.2
 FG Pct: .167
 3FG Pct: 0.0

Rebounds/game: 0.2
 Assists/game: 0.1
 Turnovers/game: 0.7
 Assist/turnover ratio: 0.2
 Steals/game: 0.2


CAREER HIGHS:

POINTS: 2 vs. UNF (2008)
 FG MADE: 1 vs. UNF (2008)
 FG ATT: 2 vs. UNF (2008)
 FG %: -
 3FG MADE: -
 3FG ATT: 1 vs. UNF (2008)
 3FG %: -
 FT MADE: -
 FT ATT: -
 FT %: -
 REB: 2 vs. UNF (2008)
 ASSISTS: 1 vs. UNF (2008)
 BLOCKS: -
 STEALS: 1 vs. Rice (2008), vs. Western Oregon (2009)
 MINUTES: 14 vs. UNF (2008)

SEASON-HIGH POINTS:

First Half: N/A
 Second Half: 2 vs. UNF
 Game: 2 vs. UNF

Percentage Minimums -
 4 FG, 2 3FG, 3 FT Made



LEE CUMNARD
6-7 • 185 • senior • guard
Mesa, Ariz.

LAST OUTING: Hit 7-of-12 from the field for 17 points against Wyoming ... finished the game with no turnovers, nine rebounds, four assists and two blocks.

TRACKING CUMNARD IN 2008-09: Named to Wooden Award and Naismith Award preseason watch lists ... hit 7-of-12 from the field for 17 points against Wyoming ... finished the game with no turnovers nine rebounds, four assists and two blocks against the Cowboys ... at Utah scored 23 points on 10-of-14 shooting from the field and a career-best 3-of-3 from downtown ... totaled seven rebounds, three assists, one block and three steals against the Utes ... against San Diego State posted a double-double with 16 points and 10 rebounds ... added six assists and one block while shooting 6-of-11 from the field and 3-of-4 from downtown ... scored 10 points and added four assists, two blocks and two rebounds against UNLV ... had seven points, six rebounds, three assists, one block and two steals at New Mexico ... hit 4-of-4 from the free throw line against the Lobos ... scored 22 points — his sixth 20-plus point game this season — on 10-of-15 shooting from the field against TCU ... added seven rebounds and three assists with no turnovers against the Horned Frogs ... shot 8-of-10 from the field and 2-for-2 from downtown for 18 points at Colorado State ... added eight rebounds, two assists and one block against the Rams ... against Western Oregon posted 12 points, five rebounds, three assists, one block and two steals ... hit 2-of-2 from the free throw line and 5-of-11 from the field against the Wolves ... totaled 17 points, eight rebounds, three assists and one steal against Wake Forest ... hit 5-of-7 from the line against the Demon Deacons ... at Tulsa scored 26 points in 31 minutes on 9-of-13 shooting from the field and 8-of-10 shooting from the free throw line ... scored a season-best 17 points in the second half, including BYU's final seven points against the Golden Hurricane ... added two rebounds, two assists and one block ... scored 13 points to go with six rebounds and six assists (tying a season high) against Arizona State ... completed a four-point play in the second half against the Sun Devils ... added

one block and one steal ... recorded 12 points, eight rebounds and five assists against Portland ... hit 4-of-8 from the field and 4-of-5 from the line against the Pilots ... scored 20 points and had seven rebounds, four assists and one block against Boise State ... hit both attempts from downtown and was 6-of-6 from the free throw line ... against Utah State at Energy Solutions Arnea dished out a season-high six assists and scored six points ... shot a career-best 12-of-13 (.923) from the field while hitting 3-of-4 from downtown and 3-of-4 from the free throw line for 30 points against Weber State ... also had three assists and four rebounds ... scored 17 points and had four rebounds, three assists, one block and a season-high three steals at Idaho State ... shot 13-of-17 from the field while scoring 28 points against Cal Poly ... scored a season-high 15 second half points ... added nine rebounds and two assists ... hit 5-of-7 from the field and 2-of-3 from downtown for 13 points ... added three assists and one block ... grabbed a season-high 12 rebounds — including four offensive boards — while scoring seven points against North Florida ... at Pepperdine had 13 points on 5-of-9 shooting while contributing five rebounds, one assist and two blocks ... dropped a career-high 36 points on Long Beach State in the season opener ... added 11 rebounds, four blocks, four assists and two steals while hitting 13-of-16 from the field, 3-of-4 on threes and 7-of-7 from the free throw line.

PERSONAL: Parents are David and Cheryl Cumnard ... has five brothers ... he and his wife Sarah have one son ... sports hero is Michael Jordan ... served a mission for The Church of Jesus Christ of Latter-day Saints in Nashville, Tenn., in 2004 ... recruited by Arizona State, UCLA, Oregon, Oregon State, Stanford, Iowa State, Utah State, Utah, New Mexico, Miami, Gonzaga, Oklahoma State, San Diego State and Texas Tech ... management major.

CUMNARD VS. AIR FORCE

TEAM	GP	GS	MIN	AVG	FG	FGA	PCT	3FG	FGA	PCT	FT	FTA	PCT	OFF	DEF	TOT	AVG	PF	FO	A	TO	BLK	STL	PTS	AVG	W/L
Air Force	6	6	152	25.3	16	31	.516	5	12	.417	9	11	.818	7	21	28	4.7	15	0	17	7	5	6	47	7.8	5-1

Lee Cumnard – 2008-09 Game-by-Game

Opponent	Date	GS	Min	TOTAL			3PTS		REBOUNDS			PF	FO	A	TO	Blk	Stl	Pts	Avg						
				FG	FGA	Pct	3FG	FGA	Pct	FT	FTA									Pct	Off	Def	Tot	Avg	
LONG BEACH STATE	11/14/08	*	36	13	16	.813	3	4	.750	7	7	1.000	4	7	11	11.0	2	0	4	1	4	2	36	36.0	
at Pepperdine	11/18/08	*	29	5	9	.556	0	4	.000	3	3	1.000	3	2	5	8.0	3	0	1	2	0	2	13	24.5	
NORTH FLORIDA	11/20/08	*	26	3	11	.273	1	3	.333	0	0	.000	4	8	12	9.3	1	0	1	2	0	1	7	18.7	
RICE	11/21/08	*	21	5	7	.714	2	3	.667	1	1	1.000	0	1	7.3	4	0	3	0	1	0	13	17.3		
CAL POLY	11/22/08	*	37	13	17	.765	1	2	.500	1	2	.500	2	7	9	7.6	1	0	2	7	0	0	28	19.4	
at Idaho State	11/29/08	*	35	6	11	.545	1	3	.333	4	6	.667	2	2	7.0	4	0	3	1	1	3	17	19.0		
at Weber State	12/03/08	*	31	12	13	.923	3	4	.750	3	4	.750	0	4	6.6	2	0	3	1	0	0	30	20.6		
vs Utah State	12/06/08	*	27	2	9	.222	1	2	.500	1	1	1.000	0	1	5.9	5	1	6	4	0	1	6	18.8		
BOISE STATE	12/10/08	*	25	6	15	.400	2	2	1.000	6	6	1.000	3	4	7	6.0	1	0	4	1	1	0	20	18.9	
PORTLAND PILOTS	12/13/08	*	30	4	8	.500	0	2	.000	4	5	.800	2	6	8	6.2	3	0	5	0	0	0	12	18.2	
vs Arizona State	12/20/08	*	33	4	8	.500	2	4	.500	3	5	.600	2	4	6	6.2	3	0	6	2	1	1	13	17.7	
at Tulsa	12/30/08	*	31	9	13	.692	0	2	.000	8	10	.800	0	2	2	5.8	3	0	2	0	1	0	26	18.4	
WAKE FOREST	1/3/09	*	29	6	20	.300	0	4	.000	5	7	.714	2	6	8	6.0	3	0	3	0	0	1	17	18.3	
WESTERN OREGON	1/6/09	*	27	5	11	.455	0	2	.000	2	2	1.000	0	5	5.9	1	0	3	1	1	2	12	17.9		
at Colorado State	1/10/09	*	23	8	10	.800	2	2	1.000	0	0	.000	3	5	8	6.1	2	0	2	2	1	0	18	17.9	
TCU	1/13/09	*	36	10	15	.667	0	2	.000	2	2	1.000	1	6	7	6.1	1	0	3	0	0	1	22	18.1	
at New Mexico	01/17/09	*	34	1	7	.143	1	2	.500	4	4	1.000	1	5	6	6.1	3	0	3	2	1	2	7	17.5	
UNLV	1/21/09	*	37	5	12	.417	0	1	.000	0	1	.000	2	0	5.9	4	0	4	2	2	0	10	17.1		
SAN DIEGO STATE	1/24/09	*	38	6	11	.545	3	4	.750	1	2	.500	1	9	10	6.1	2	0	6	4	1	0	16	17.0	
at Utah	01/27/09	*	41	10	14	.714	3	3	1.000	0	0	.000	0	7	7	6.2	5	1	3	1	1	3	23	17.3	
WYOMING	1/31/09	*	35	7	12	.583	1	4	.250	2	2	1.000	1	8	9	6.3	0	0	4	0	2	0	17	17.3	
Totals			21	661	140	249	.562	26	59	.441	57	70	.814	33	99	132	6.3	53	2	71	33	18	19	363	17.3

Games played: 21
Minutes/game: 31.5
Points/game: 17.3
FG Pct: 56.2
3FG Pct: 44.1
FT Pct: 81.4

Rebounds/game: 16.3
Assists/game: 3.4
Turnovers/game: 1.6
Assist/turnover ratio: 2.2
Steals/game: 0.9
Blocks/game: 0.9

CAREER HIGHS:

POINTS: 36 vs. LBSU (2008)
FG MADE: 13 vs. LBSU (2008)
FG ATT: 20 vs. Wake Forest (2009)
FG %: .923 (12-13) at Weber State (2008)
3FG MADE: 5 vs. Lamar (2008)
3FG ATT: 7 vs. Lamar (2008)
3FG %: 1.000 (3-3) at Utah (2009)
FT MADE: 10 vs. Colorado St. (2007)
FT ATT: 10 vs. Colorado St. (2007), at Tulsa (2008)
FT %: 1.000 (10-10) vs. CSU (2007)
REB: 13 at UNLV (MWC Final) (2007)
ASSISTS: 8 vs. SUU, Lamar (2008)
BLOCKS: 4 vs. Pepperdine (2008), vs. LBSU (2008)
STEALS: 5 vs. SUU (2008)
UNLV (2007)
MINUTES: 41 at Utah (2009)

SEASON-HIGH POINTS:


First Half: 22 vs. LBSU
Second Half: 17 at Tulsa
Game: 36 vs. LBSU

Percentage Minimums –
4 FG, 2 3FG, 3 FT Made

CUMNARD YEAR-BY-YEAR STATS

YEAR	GP	GS	MIN	AVG	FG	FGA	PCT	3FG	FGA	PCT	FT	FTA	PCT	OFF	DEF	TOT	AVG	PF	FO	A	TO	BLK	STL	PTS	AVG	
2005-06	29	14	430	14.8	50	110	.455	17	43	.395	26	34	.765	23	45	68	2.3	58	0	45	1.6	31	12	16	143	4.9
2006-07	34	34	990	29.1	114	206	.553	40	92	.435	50	63	.794	63	128	191	5.6	103	3	93	2.7	49	29	50	318	9.4
2007-08	35	35	1101	31.5	198	348	.569	60	127	.472	96	112	.857	69	153	222	6.3	93	6	123	3.5	79	35	33	552	15.8
Total	98	83	2521	25.7	362	664	.545	117	262	.447	172	209	.823	155	326	481	4.9	254	9	261	2.7	159	76	99	1013	10.3





JIMMER FREDETTE
6-2 • 190 • sophomore • guard
Glens Falls, N.Y.

LAST OUTING: Against Wyoming scored a career high of 28 points on 11-of-13 shooting from the field and 4-of-6 shooting from downtown ... 11 field goals and four treys are career highs ... added four assists, two rebounds and two steals ... scored 19 points in the field half against Wyoming.

TRACKING FREDETTE IN 2008-09: Against Wyoming scored a career high of 28 points on 11-of-13 shooting from the field and 4-of-6 shooting from downtown ... 11 field goals and four treys are career highs ... added four assists, two rebounds and two steals ... scored 19 points in the field half against Wyoming ... registered 21 points on 6-of-13 shooting and a career-high 10 assists at Utah ... hit 7-of-8 from the free throw line, setting career highs in makes and attempts ... added four rebounds, one block and two steals against the Utes ... scored eight points and added a career-high six rebounds, four assists and one steal against San Diego State ... with 19 points against UNLV extended team-best streak of double-figure scoring to 12 games ... hit 2-of-4 from downtown and 5-of-7 from the free throw line ... added four rebounds and one assist against the Rebels ... at New Mexico finished with 15 points, three rebounds, four assists and one block ... hit 6-of-6 from the free throw line against the Lobos ... posted 11 points, six assists, four rebounds and one steal against TCU ... extended his team-best streak of double figure scoring to 11 games ... recorded 15 points on 6-of-12 shooting, three rebounds, four assists and two steals at Colorado State ... has now scored in double figures in 10-straight games, the longest streak of double figure scoring by a BYU player this season ... posted 13 points, three rebounds and four assists against Western Oregon ... hit 3-of-3 from the free throw line against the Wolves ... tied his career high with 23 points and set a career high of nine assists against Wake Forest ... hit 9-of-17 from the field and 3-of-6 from downtown ... added two rebounds and two steals against the Demon Deacons ... scored 13 points — including 11 in the second half — at Tulsa ... hit 5-of-12 from the field and 3-of-3 from the free throw line while adding two assists and one steal against the Golden Hurricane ... scored 17 points on 6-of-12 shooting against Arizona State ... hit 2-of-5 from downtown ... added four assists and two steals against the Sun Devils ... tied a career high in shooting percentage (85.7 percent) by hitting 6-of-7 from the field for 17 points against Portland ... hit 5-of-6 from the line and had three rebounds, three assists and two steals against the Pilots ... scored a career-high 23 points, including 12 fast break points, against Boise State ... hit 10-of-15 from the field and 2-of-2 from the free throw line ... added two assists and tied a career-high four steals ... tied his career high with 35 minutes played vs. Utah State ... scored 16 points and hit three first half treys ... also had five rebounds and two assists ... scored 18 points on 7-of-10 shooting at Weber State ... dished out a career-best seven assists ... at Idaho State tied career highs in points (19) and assists (six) ... added four rebounds and one steal ... shot 6-of-12 from the field, 3-of-6 from downtown and 4-of-4 from the free throw line ... totaled nine points, five assists and two rebounds against Cal Poly ... connected on 5-of-8 from the field and 2-of-3 from downtown for 13 points against Rice ... added four rebounds, five assists and three steals ... tied his career-high with six assists and had three steals against North Florida ... set new season highs with 16 points and five assists at Pepperdine while hitting 5-of-10 from the field, 2-of-5 from downtown and 4-of-5 from the line ... scored eight points in the season opener against Long Beach State ... hit 5-of-6 from the line.

town ... added four assists and two steals against the Sun Devils ... tied a career high in shooting percentage (85.7 percent) by hitting 6-of-7 from the field for 17 points against Portland ... hit 5-of-6 from the line and had three rebounds, three assists and two steals against the Pilots ... scored a career-high 23 points, including 12 fast break points, against Boise State ... hit 10-of-15 from the field and 2-of-2 from the free throw line ... added two assists and tied a career-high four steals ... tied his career high with 35 minutes played vs. Utah State ... scored 16 points and hit three first half treys ... also had five rebounds and two assists ... scored 18 points on 7-of-10 shooting at Weber State ... dished out a career-best seven assists ... at Idaho State tied career highs in points (19) and assists (six) ... added four rebounds and one steal ... shot 6-of-12 from the field, 3-of-6 from downtown and 4-of-4 from the free throw line ... totaled nine points, five assists and two rebounds against Cal Poly ... connected on 5-of-8 from the field and 2-of-3 from downtown for 13 points against Rice ... added four rebounds, five assists and three steals ... tied his career-high with six assists and had three steals against North Florida ... set new season highs with 16 points and five assists at Pepperdine while hitting 5-of-10 from the field, 2-of-5 from downtown and 4-of-5 from the line ... scored eight points in the season opener against Long Beach State ... hit 5-of-6 from the line.

PERSONAL: Has one brother and one sister ... enjoys computer games ... favorite actor is Denzel Washington ... favorite food is Angelina's Pizza ... sports hero is John Stockton ... attended BYU summer camps since junior high school ... also recruited by Utah, Syracuse, Wake Forest, Seton Hall, Marshall, Fordham, Siena, George Mason, West Virginia, Virginia Tech, Penn St. and N.C. State ... pre-management major.

FREDETTE VS. AIR FORCE

TEAM	GP	GS	MIN	AVG	FG	FGA	PCT	3FG	FGA	PCT	FT	FTA	PCT	OFF	DEF	TOT	AVG	PF	FO	A	TO	BLK	STL	PTS	AVG	WL
Air Force	2	0	48	24.0	8	16	.500	4	8	.500	0	0	.000	0	3	3	1.5	5	0	3	1	0	1	20	10.0	2-0

Jimmer Fredette – 2008-09 Game-by-Game

Opponent	Date	GS	Min	TOTAL			3PTS			REBOUNDS											Pts	Avg			
				FG	FGA	Pct	3FG	FGA	Pct	FT	FTA	Pct	Off	Def	Tot	Avg	PF	FO	A	TO			Blk	Stl	
LONG BEACH STATE	11/14/08		24	1	7	.143	1	4	250	5	6	.833	0	3	3	3.0	2	0	3	2	0	0	8	8.0	
at Pepperdine	11/18/08	*	32	5	10	.500	2	5	400	4	5	.800	1	0	1	2.0	1	0	5	2	0	1	16	12.0	
NORTH FLORIDA	11/20/08	*	20	2	6	.333	0	2	000	0	0	.000	0	1	1	1.7	1	0	6	1	0	3	4	9.3	
at Rice	11/21/08	*	25	5	8	.625	2	3	667	1	2	500	1	3	4	2.3	1	0	5	2	0	3	13	10.3	
CAL POLY	11/22/08	*	33	3	9	.333	1	4	250	2	2	1000	1	1	2	2.2	0	0	5	2	0	0	9	10.0	
at Idaho State	11-29-08	*	32	6	12	.500	3	6	500	4	4	1000	2	2	4	2.5	1	0	6	4	0	1	19	11.5	
at Weber State	12-03-08	*	35	7	10	.700	4	6	667	0	0	.000	0	2	2	2.4	1	0	7	2	0	1	18	12.4	
vs Utah State	12/06/08	*	35	6	13	.462	3	6	500	1	3	.333	1	4	5	2.8	0	0	2	1	0	0	16	12.9	
BOISE STATE	12/10/08	*	31	10	15	.667	1	2	500	2	2	1000	0	0	0	2.4	0	0	2	0	0	4	23	14.0	
PORTLAND PILOTS	12/13/08	*	29	6	7	.857	0	1	000	5	6	833	1	2	3	2.5	0	0	3	4	0	2	17	14.3	
vs Arizona State	12-20-08	*	35	6	12	.500	2	5	400	2	3	.667	0	0	0	2.3	3	0	4	4	0	2	16	14.5	
at Tulsa	12/30/08	*	36	5	12	.417	0	2	000	3	3	1000	0	1	1	2.2	4	0	2	6	0	1	13	14.3	
WAKE FOREST	1/3/09	*	38	9	17	.529	3	6	500	2	3	.667	1	1	2	2.2	1	0	9	5	0	2	23	15.0	
WESTERN OREGON	1/6/09	*	24	5	12	.417	0	2	000	3	3	1000	1	2	3	2.2	0	0	4	1	0	0	13	14.9	
at Colorado State	1/10/09	*	31	6	12	.500	2	6	.333	1	1	1000	0	3	3	2.3	0	0	4	2	0	2	15	14.9	
TCU	1/13/09	*	30	4	11	.364	1	4	250	2	2	1000	1	3	4	2.4	4	0	6	3	0	1	11	14.6	
at New Mexico	01/17/09	*	32	4	11	.364	1	4	250	6	6	1000	0	3	3	2.4	0	0	4	2	1	0	15	14.6	
UNLV	1/21/09	*	37	6	15	.400	2	5	400	5	7	.714	2	2	4	2.5	0	0	1	4	0	0	19	14.9	
SAN DIEGO STATE	1/24/09	*	27	3	6	.500	0	3	.000	2	2	1000	1	5	6	2.7	0	0	4	4	0	1	8	14.5	
at Utah	01/27/09	*	37	6	13	.462	2	5	400	7	8	.875	0	4	4	2.8	4	0	10	3	1	2	21	14.9	
WYOMING	1/31/09	*	31	11	13	.846	4	6	.667	2	2	1000	0	2	2	2.7	2	0	4	2	0	2	28	15.5	
Totals			20	654	116	231	.502	34	87	.391	59	70	.843	13	44	57	2.7	25	0	96	56	2	28	325	15.5

Games played: 21
 Minutes/game: 31.1
 Points/game: 15.5
 FG Pct: 50.2
 3FG Pct: 39.1
 FT Pct: 84.3

Rebounds/game: 2.7
 Assists/game: 4.6
 Turnovers/game: 2.7
 Assist/turnover ratio: 1.7
 Steals/game: 1.3
 Blocks/game: 0.1

CAREER HIGHS:

POINTS: 28 vs. Wyoming (2009)
 FG MADE: 11 vs. Wyoming (2009)
 FG ATT: 17 vs. Wake Forest (2009)
 FG%: .857 (6-7) vs. Hartford (2008), vs. Portland (2008)
 3FG MADE: 4 vs. Hartford (2008), 4 at Weber State (2008), vs. Wyoming (2009)
 3FG ATT: 9 at Wake Forest (2008)
 3FG%: .800 (4-5) vs. Hartford (2008)
 FT MADE: 7 at Utah (2009)
 FT ATT: 8 at Utah (2009)
 FT%: 1.000 (6-6) at UNM (2009)
 REB: 6 vs. SDSU (2009)
 ASSISTS: 10 at Utah (2009)
 BLOCKS: 1 vs. CSU, UNM, Wyoming (2008); at UNM, Utah (2009)
 STEALS: 4 vs. JSU, Hartford (2008), Boise State (2008)
 MINUTES: 38 vs. Wake Forest (2009)

SEASON-HIGH POINTS:

First Half: 19 vs. Wyoming (2009)
 Second Half: 12 at ISU
 Game: 28 vs. Wyoming (2009)
Percentage Minimums –
4 FG, 2 3FG, 3 FT Made

FREDETTE YEAR-BY-YEAR BYU STATS

YEAR	GP	GS	MIN	AVG	FG	FGA	PCT	3FG	FGA	PCT	FT	FTA	PCT	OFF	DEF	TOT	AVG	PF	FO	A	AVG	TO	BLK	STL	PTS	AVG
2007-08	35	0	647	18.5	83	204	.407	43	128	.336	35	41	.854	8	29	37	1.1	44	0	61	1.7	41	3	27	244	7.0
Total	35	0	647	18.5	83	204	.407	43	128	.336	35	41	.854	8	29	37	1.1	44	0	61	1.7	41	3	27	244	7.0





NOAH HARTSOCK
 6-8 • 215 • freshman • forward
 Bartlesville, Okla.

LAST OUTING: Against Wyoming at home set career highs in points (11), field goals (4), field goal attempts (5), field goal percentage (80.0 percent) and minutes played (21) ... added one assist and tied a career high with one steal.

TRACKING HARTSOCK IN 2008-09: Against Wyoming at home set career highs in points (11), field goals (4), field goal attempts (5), field goal percentage (80.0 percent) and minutes played (21) ... added one assist and tied a career high with one steal ... had one rebound, one assist and one steal against San Diego State ... played three minutes and had one rebound against UNLV ... had one point, one rebound and one steal at Colorado State ... posted career highs of seven points, three blocks and one steal against Western Oregon ... tied his career high with four rebounds against the Wolves ... hit 2-of-3 from the field and hit 3-of-4 from the free throw line, both career highs in makes and attempts ... hit 1-of-2 from the line against Portland, his first appearance since Nov. 22 against Cal Poly ... dished out a career-high two assists against Cal Poly ... recorded four points and a career-high five boards against Rice ... tallied four points and four boards against North Florida ... set a career high with six points on 2-of-2 shooting from the field and the line while adding two rebounds against Pepperdine ... recorded two rebounds and one block against Long Beach State.

PLAYER SUMMARY: A highly skilled offensive player with strong post moves, Hartssock has a soft touch from midrange and a solid stroke behind the three-point arc. He has excellent quickness and strength to complement his size. Hartssock prepped at Bartlesville High School in Oklahoma where he averaged 27.6 points per game, third in the state, as a senior in 2005-06 and was an all-state selection.

PERSONAL: Parents are David and Leslie Hartssock ... has four older brothers ... brother Nate played two seasons at Oklahoma Wesleyan University and brother Jeremiah played one season at the University of Missouri-Kansas City before leaving to serve a mission for The Church of Jesus Christ of Latter-day Saints ... two other older brothers both attended BYU ... sister-in-law Lindsay Hartssock was a middle blocker for the BYU women's volleyball team and was the MWC Player of the Year in 2006 ... also recruited by Utah State and Oklahoma State.

Noah Hartssock – 2008-09 Game-by-Game

Opponent	Date	GS	Min	TOTAL			3PTS			REBOUNDS			PF	FO	A	TO	Blk	Stl	Pts	Avg				
				FG	FGA	Pct	3FG	FGA	Pct	FT	FTA	Pct									Off	Def	Tot	
LONG BEACH STATE	11/14/08	11	0	2	.000	0	0	.000	0	0	.000	1	1	2	2.0	1	0	1	1	0	0.0			
at Pepperdine	11/18/08	14	2	3	.667	0	0	.000	2	2	1.000	1	1	2	2.0	2	0	0	1	0	6	3.0		
NORTH FLORIDA	11/20/08	16	2	3	.667	0	0	.000	0	0	.000	2	2	4	2.7	0	0	0	0	0	4	3.3		
RICE	11/21/08	16	2	3	.667	0	0	.000	0	0	.000	1	4	5	3.3	2	0	0	0	0	4	3.5		
CAL POLY	11/22/08	7	0	0	.000	0	0	.000	0	0	.000	1	1	2	3.0	2	0	2	0	0	0	2.8		
at Idaho State	Did Not Play																							
at Weber State	Did Not Play																							
vs Utah State	Did Not Play																							
BOISE STATE	Did Not Play																							
PORTLAND PILOTS	12/13/08	2	0	0	.000	0	0	.000	1	2	.500	0	0	0	2.5	1	0	0	0	0	1	2.5		
vs Arizona State	Did Not Play																							
at Tulsa	12/30/08	3	0	0	.000	0	0	.000	0	0	.000	0	0	0	2.1	0	0	0	0	0	0	2.1		
WAKE FOREST	1/3/09	1	0	0	.000	0	0	.000	0	0	.000	0	0	0	1.9	2	0	0	0	0	0	1.9		
WESTERN OREGON	1/6/09	17	2	3	.667	0	0	.000	3	4	.750	1	3	4	2.1	3	0	0	1	3	1	7	2.4	
at Colorado State	1/10/09	12	0	1	.000	0	0	.000	1	2	.500	0	1	1	2.0	3	0	0	0	0	1	2.3		
TCU	Did Not Play																							
at New Mexico	01/17/09	3	0	0	.000	0	0	.000	0	0	.000	0	0	0	1.8	0	0	0	0	0	0	2.1		
UNLV	1/21/09	3	0	1	.000	0	0	.000	0	0	.000	1	0	1	1.8	0	0	0	0	0	0	1.9		
SAN DIEGO STATE	1/24/09	4	0	1	.000	0	0	.000	0	0	.000	0	1	1	1.7	0	0	1	0	0	1	1.8		
at Utah	01/27/09	6	0	0	.000	0	0	.000	0	0	.000	0	0	0	1.6	0	0	0	0	0	0	1.6		
WYOMING	1/31/09	21	4	5	.800	0	0	.000	3	5	.600	3	1	4	1.7	4	0	1	0	1	1	11	2.3	
Totals		0	136	12	22	.545	0	0	.000	10	15	.667	11	15	26	1.7	20	0	4	3	5	4	34	2.3

Games played: 15
 Minutes/game: 9.1
 Points/game: 2.3
 FG Pct: 54.5
 FT Pct: 66.7

Rebounds/game: 1.7
 Assists/game: 0.3
 Turnovers/game: 0.2
 Assist/turnover ratio: 1.3
 Steals/game: 0.3
 Blocks/game: 0.3

CAREER HIGHS:

POINTS: 11 vs. Wyoming (2009)
 FG MADE: 4 vs. Wyoming (2009)
 FG ATT: 5 vs. Wyoming (2009)
 FG %: .800 (4-5) vs. Wyoming (2009)
 3FG MADE: --
 3FG ATT: --
 3FG %: --
 FT MADE: 3 vs. WO (2009), vs. Wyoming (2009)
 FT ATT: 5 vs. Wyoming (2009)
 FT %: .750 (3-4) vs. Western Oregon (2009)
 REB: 5 vs. Rice (2008)
 ASSISTS: 2 vs. Cal Poly (2008)
 BLOCKS: 3 vs. WO (2009)
 STEALS: 1 vs. Western Oregon (2009), at CSU (2009), vs. SDSU (2009), vs. Wyoming (2009)
 MINUTES: 21 vs. Wyoming (2009)

SEASON-HIGH POINTS:

First Half: 6 at Pepperdine (2008)
 Second Half: 9 vs. Wyoming (2009)
 Game: 11 vs. Wyoming (2009)

Percentage Minimums -
 4 FG, 2 3FG, 3 FT Made



JONATHAN TAVERNARI

6-6 • 215 • junior • forward
Sao Bernardo, Brazil

LAST OUTING: Had five points, five rebounds, two assists and two steals against Wyoming ... extended his streak of games with a made three to 16.

TRACKING TAVERNARI IN 2008-09: Had five points, five rebounds, two assists and two steals against Wyoming ... extended his streak of games with a made three to 16 ... scored 14 points — all in the second half and overtime — at Utah on 5-of-13 shooting ... hit two three pointers and had six rebounds and one steal ... totaled 16 points, four rebounds, three assists, one block and one steal against San Diego State ... shot 5-of-10 from the field, 4-of-7 from three and 2-of-2 from the free throw line against the Aztecs ... posted 21 points and a career-high 13 boards while tying a career high of five steals against UNLV ... hit three treys to pass Mike Rose for second all-time in career threes ... hit 4-of-4 from the free throw line against the Lobos ... scored 13 points at New Mexico ... hit three threes and posted six rebounds, two assists and one steal vs. the Lobos ... totaled 14 points, two rebounds, one assist, one block and two steals vs. TCU ... hit 6-of-13 from the field and nailed two shots from downtown, the 11th-straight and 15th in 16 games this season with a made three ... posted seven points, five rebounds, one assist and one steal at Colorado State ... hit 1-of-2 from downtown, his 10th-straight and 14th in 15 games with a made three ... totaled 22 points, nine rebounds, one assist, one block and three steals against Western Oregon ... hit 8-of-15 from the field and 2-of-5 from downtown against the Wolves ... scored 18 points on 7-of-17 shooting against Wake Forest and grabbed nine rebounds ... hit four threes against the Demon Deacons, the 11th times this season hitting more than one three in a game ... registered a double-double at Tulsa with 20 points and 10 rebounds, his second double-double of the season and fourth of his career ... scored at least 20 points for the fourth time in five games ... hit 9-of-17 from the field and 2-of-5 from downtown while adding one assists, one block and four steals ... had his second-consecutive 20-point game, scoring 24 points on 10-of-19 shooting against Arizona State ... hit four threes and had four rebounds, four assists, one block and one steal ... tied his season high with 25 points against Portland on 7-of-14 shooting from the field, 5-of-11 from downtown and 6-of-6 from the free throw line ... also had six rebounds and one steal against the Pilots ... against Boise State totaled 13 points, eight

rebounds, two assists, one block and two steals ... hit 3-of-6 from downtown ... scored 24 points and grabbed nine rebounds against Utah State at Energy Solutions Arena ... added a season-best four steals and one block ... matched his career high with 39 minutes played ... dished out a career-high six assists at Weber State ... scored 11 points and grabbed seven rebounds ... hit 10-of-17 from the field for 23 points at Idaho State ... added six rebounds, four assists and two steals ... had 10 rebounds and three assists against Cal Poly ... scored 18 points and had five rebounds and three steals against Rice ... hit three threes to surpass Terrell Lyday for fourth all-time at BYU in career three-pointers (130) ... scored a season-high 25 points on 10-of-16 shooting from the field and 5-of-10 shooting from downtown ... added five rebounds, four assists and one steal against North Florida ... registered a double-double at Pepperdine with 17 points and 10 assists ... hit 7-of-13 from the field and 3-of-7 from three-point range while collecting three steals, one block and one steal ... had 19 points and seven boards against Long Beach State ... tied a career-high with five assists.

PLAYER SUMMARY: The 2007 Mountain West Conference Freshman of the Year, Jonathan Tavernari had a standout campaign in his first season with the Cougars, helping them win the outright league title. He led the league in scoring among freshmen during conference play (8.3 ppg) while averaging 6.5 points and 2.9 rebounds per game in 12.3 minutes of action in 28 appearances on the year. The 6-foot-6 forward was the long non-professional to earn a spot on the 2008 Brazilian Senior National Team, playing in the Olympic Qualifying Tournament in Beijing. He is a skilled perimeter player with great physical presence who has deep range and an excellent shooting touch. He led the state of Nevada in scoring as a senior at Bishop Gorman High School at 23.1 points per game.

PERSONAL: Parents are Roberto and Thelma Tavernari ... got started playing basketball with his mom, who is a basketball coach in Brazil ... enjoys cooking, playing with his Sidekick and text messaging ... also recruited by Pittsburgh, Virginia Tech, Washington State, Oregon State and Mississippi State ... international relations major.

TAVERNARI VS. AIR FORCE

TEAM	GP	GS	MIN	AVG	FG	FGA	PCT	3FG	FGA	PCT	FT	FTA	PCT	OFF	DEF	TOT	AVG	PF	FO	A	TO	BLK	STL	PTS	AVG	WL
Air Force	4	2	80	20.0	14	31	.452	7	21	.333	4	4	1.000	1	13	14	3.5	9	0	8	5	1	4	39	9.8	4-0

Jonathan Tavernari – 2008-09 Game-by-Game

Opponent	Date	GS	Min	TOTAL			3-PTS			REBOUNDS			PF	FO	A	TO	Blk	Stl	Pts	Avg					
				FG	FGA	Pct	3FG	FGA	Pct	FT	FTA	Pct									Off	Def	Tot		
LONG BEACH STATE	11/14/08	*	34	8	21	.381	2	9	222	1	2	500	2	5	7	7.0	3	0	5	2	0	0	19	19.0	
at Pepperdine	11/18/08	*	32	7	13	.538	3	7	429	0	0	.000	1	9	10	8.5	3	0	1	2	1	3	17	18.0	
NORTH FLORIDA	11/20/08	*	24	10	16	.625	5	10	500	0	0	.000	0	5	5	7.3	2	0	4	0	1	25	20.3		
RICE	11/21/08	*	29	7	16	.438	3	8	375	1	2	500	1	4	5	6.8	2	0	1	1	0	3	18	19.8	
CAL POLY	11/22/08	*	26	0	11	.000	0	7	000	0	0	.000	1	9	10	7.4	3	0	3	1	0	1	0	15.8	
at Idaho State	11/29/08	*	39	10	17	.588	2	7	286	1	2	500	1	5	6	7.2	2	0	4	1	0	2	23	17.0	
at Weber State	12/03/08	*	27	4	13	.308	1	7	143	2	2	1000	1	6	7	7.1	1	0	6	1	0	1	11	16.1	
vs Utah State	12/06/08	*	39	7	17	.412	3	9	333	7	8	875	2	7	9	7.4	3	0	1	1	1	4	24	17.1	
BOISE STATE	12/10/08	*	26	5	12	.417	3	6	500	0	0	.000	0	8	8	7.4	1	0	2	0	1	1	13	16.7	
PORTLAND PILOTS	12/13/08	*	28	7	14	.500	5	11	455	6	6	1000	1	5	6	7.3	2	0	2	0	2	1	25	17.5	
vs Arizona State	12/20/08	*	34	10	19	.526	4	10	400	0	0	.000	0	4	4	7.0	2	0	4	4	1	1	24	18.1	
at Tulsa	12/30/08	*	36	9	17	.529	2	5	400	0	0	.000	2	8	10	7.3	2	0	1	2	1	4	20	18.3	
WAKE FOREST	1/3/09	*	35	7	17	.412	4	13	308	0	0	.000	4	5	9	7.4	2	0	0	1	0	0	18	18.2	
WESTERN OREGON	1/6/09	*	27	8	15	.533	2	5	400	4	6	667	2	7	9	7.5	0	1	1	1	3	22	18.5		
at Colorado State	1/10/09	*	17	3	9	.333	1	2	500	0	0	.000	1	4	5	7.3	3	0	1	2	0	1	7	17.7	
TCU	1/13/09	*	26	6	13	.462	2	7	286	0	0	.000	0	2	2	7.0	3	0	1	1	1	2	14	17.5	
at New Mexico	01/17/09	*	31	5	14	.357	3	7	429	0	0	1000	1	5	6	6.9	2	0	2	2	0	1	13	17.2	
UNLV	1/21/09	*	38	7	22	.318	3	10	300	4	4	1000	3	10	13	7.3	2	0	1	3	0	5	21	17.4	
SAN DIEGO STATE	1/24/09	*	36	5	10	.500	4	7	571	2	2	1000	0	4	4	7.1	2	0	3	1	1	1	16	17.4	
at Utah	01/27/09	*	39	5	13	.385	2	6	333	2	2	1000	2	4	6	7.1	3	0	2	0	2	1	14	17.2	
WYOMING	1/31/09	*	23	2	8	.250	1	5	200	0	0	.000	1	4	5	7.0	4	0	2	1	0	2	5	16.6	
Totals			21	647	132	307	.430	55	158	.348	30	36	.833	26	120	146	7.0	47	0	43	31	8	38	349	16.6

Games played: 21
Minutes/game: 30.8
Points/game: 16.6
FG Pct: 43.0
3FG Pct: 34.8
FT Pct: 83.3

Rebounds/game: 7.0
Assists/game: 2.0
Turnovers/game: 1.5
Assist/turnover ratio: 1.4
Steals/game: 1.8
Blocks/game: 0.4

CAREER HIGHS:

POINTS: 29 vs. Louisville (2008)
FG MADE: 10 vs. Louisville (2008), vs. North Florida (2008), at ISU (2008)
FG ATT: 22 vs. Louisville (2008), vs. UNLV (2009)
FG%: 875 (7-8) vs. WOU (2007)
3FG MADE: 6 vs. UNC (2008), TCU (2007)
3FG ATT: 16 vs. UNC (2008)
3FG%: 1.000 (2-2) vs. Wyoming (2007)
FT MADE: 7 vs. Utah State (2008)
FT ATT: 8 vs. Utah State (2008)
FT %: 1.000 (6-6) at Wyoming (2007), vs. Portland (2008)
REB: 13 vs. UNLV (2009)
ASSISTS: 6 at Weber State (2008)
STEALS: 5 vs. Wyoming (2008), vs. UNLV (2009)
BLOCKS: 3 vs. Wyoming-MWC (2007)
MINUTES: 39 at ISU (2008), vs. Utah State (2008), at Utah (2009)

SEASON-HIGH POINTS:
First Half: 14 vs. Rice
Second Half: 14 vs. Portland, at Utah
Game: 25 vs. UNF, vs. Portland
Percentage Minimums -
4 FG, 2 3FG, 3 FT Made

TAVERNARI YEAR-BY-YEAR BYU STATS

YEAR	GP	GS	MIN	AVG	FG	FGA	PCT	3FG	FGA	PCT	FT	FTA	PCT	OFF	DEF	TOT	AVG	PF	FO	A	TO	BLK	STL	PTS	AVG	
2006-07	28	0	343	12.3	68	143	.476	29	78	.372	16	23	.696	24	56	80	2.9	33	1	17	0.6	17	8	18	181	6.5
2007-08	35	29	966	15.3	166	420	.395	88	234	.376	39	45	.867	34	150	184	5.3	70	1	53	0.8	59	16	48	459	13.1
Total	63	29	1309	20.8	234	563	.416	117	312	.375	55	68	.809	58	206	264	4.2	103	2	70	1.1	76	24	66	640	10.2





GAVIN MACGREGOR
 6-10 • 240 • senior • forward/center
 Ridgecrest, Calif.

LAST OUTING: Played two minutes at Utah.

TRACKING MACGREGOR IN 2008-09: Currently out with a stress reaction in his right foot ... scored two points and had two rebounds against San Diego State ... recorded two points and one rebound against UNLV ... posted career highs of 11 points and seven rebounds at New Mexico ... set a career high with five field goals and a 1.000 (5-5) shooting percentage vs. the Lobos ... scored four points and tied his career high with five rebounds — including two on the offensive glass — against TCU ... posted a career-high eight points on 4-of-8 shooting at Colorado State ... four makes, eight attempts and 50.0 percent shooting were also career highs ... added four rebounds and one block against the Rams ... had four points, a career-high five rebounds and one steal against Wake Forest ... grabbed three boards in 12 minutes of action at Tulsa ... hit 4-of-4 from the free throw line and had four rebounds and one block against Arizona State at the Stadium Shootout ... had one block, one rebound and one point against Portland ... scored a career-high seven points on 2-of-3 shooting from the field and 3-of-4 shooting from the line against Utah State ... also tied career highs in blocks (2), steals (1) and assists (1) ... hit 2-of-2 from the line for two points and grabbed two rebounds in a career-high 12 minutes of action at Weber State ... scored two points and had two rebounds at Idaho State ... had one point and one assist against Rice ... grabbed four rebounds against North Florida, a career high ... scored two points at Pepperdine on 2-for-2 shooting from the line ... played five minutes against Long Beach State.

SUMMARY: A 6-foot-10 forward/center, Gavin MacGregor provided defensive toughness in the post off the bench for the Cougars as a walk-on in the 2006-07 season, appearing in 11 games, before being forced to sit out last year due to injury. He gives BYU added depth and size in the post and is a shot-blocking presence inside. Prior to making his Cougar debut in 2006-07, he last played at Burroughs High School in Ridgecrest, Calif., in 2002, where he achieved career highs of 25 points, 26 rebounds and nine blocked shots. He served a two-year Church mission to Belgium from 2003-05.

PERSONAL: Parents are Tavish and Charisse MacGregor ... brother Nathan played basketball at Notre Dame de Namur ... served a mission for The Church of Jesus Christ of Latter-day Saints to Belgium and The Netherlands from 2003-05 ... plays the piano and the trombone ... business management major.

Gavin MacGregor – 2008-09 Game-by-Game

Opponent	Date	GS	Min	TOTAL			3PTS			REBOUNDS			PF	FO	A	TO	Blk	Stl	Pts	Avg	
				FG	FGA	Pct	3FG	FGA	Pct	FT	FTA	Pct									Off
LONG BEACH STATE	11/14/08		5	0	0	.000	0	0	.000	0	0	.000	0	0	0	0	0	0	0	0.0	
at Pepperdine	11/18/08		3	0	0	.000	0	0	.000	2	2	1.000	0	0	0	0.0	0	0	2	1.0	
NORTH FLORIDA	11/20/08		8	0	1	.000	0	0	.000	0	2	.000	3	1	4	1.3	2	0	2	0.7	
RICE	11/21/08		6	0	0	.000	0	0	.000	1	2	.500	0	0	0	1.0	0	0	1	0.8	
CAL POLY	Did Not Play																				
at Idaho State	11-29-08		7	1	1	1.000	0	0	.000	0	0	.000	0	2	2	1.2	0	0	0	2	
at Weber State	12-03-08		12	0	1	.000	0	0	.000	2	2	1.000	0	2	1.3	5	1	0	0	2	
vs Utah State	12/06/08		20	2	3	.667	0	0	.000	3	4	.750	1	1	2	1.4	3	0	2	1	
BOISE STATE	Did Not Play																				
PORTLAND PILOTS	12/13/08		11	0	0	.000	0	0	.000	1	2	.500	0	1	1	1.4	2	0	2	1	
vs Arizona State	12-20-08		14	0	0	.000	0	0	.000	4	4	1.000	1	3	4	1.7	3	0	0	4	
at Tulsa	12/30/08		12	0	0	.000	0	0	.000	0	0	.000	0	3	3	1.8	3	0	0	0	
WAKE FOREST	1/3/09		21	1	2	.500	0	0	.000	2	3	.667	1	4	5	2.1	5	1	0	1	
WESTERN OREGON	1/6/09		4	0	0	.000	0	0	.000	0	0	.000	1	2	2	2.1	0	0	0	0	
at Colorado State	1/10/09		14	4	6	.667	0	0	.000	0	2	.000	1	3	4	2.2	4	0	0	1	
TCU	1/13/09		12	2	5	.400	0	0	.000	0	2	.000	2	3	5	2.4	3	0	0	0	
at New Mexico	01/17/09		16	5	5	1.000	0	0	.000	1	3	.333	6	1	7	2.7	2	0	0	11	
UNLV	1/21/09		12	1	1	1.000	0	0	.000	0	0	.000	0	1	1	2.6	1	0	0	2	
SAN DIEGO STATE	1/24/09		7	1	1	1.000	0	0	.000	0	0	.000	1	1	2	2.6	3	0	1	0	
at Utah	01/27/09		2	0	0	.000	0	0	.000	0	0	.000	0	0	0	2.4	1	0	0	0	
WYOMING	Did Not Play																				
Totals			0	186	17	26	.654	0	0	.000	16	28	.571	17	27	44	2.4	39	2	2	7

Games played: 18
 Minutes/game: 10.3
 Points/game: 2.8
 FG Pct: .654
 FT Pct: .571

Rebounds/game: 2.4
 Assists/game: 0.1
 Turnovers/game: 0.4
 Assist/turnover ratio: 0.3
 Steals/game: 0.1
 Blocks/game: 0.2

CAREER HIGHS:

POINTS: 11 at UNM (2009)
 FG MADE: 5 at UNM (2009)
 FG ATT: 8 at CSU (2009)
 FG%: 1.000 (5-5) at UNM (2009)
 3FG MADE: -
 3FG ATT: -
 3FG%: -
 FT MADE: 4 vs. Arizona State (2008)
 FT ATT: 4 vs. Utah State (2008), vs. Arizona State (2008)
 FT %: 1.000 (4-4) vs. Arizona State (2008)
 REB: 7 at UNM (2009)
 ASSISTS: 1 vs. SJSU (2007), Rice (2008), vs. Utah State (2008).
 STEALS: 1 vs. SJSU, at Utah (2007), vs. Utah State (2008), vs. Wake Forest (2009)
 BLOCKS: 2 vs. SJSU, vs. Portland, TCU (2007), vs. Utah State (2008)
 MINUTES: 21 vs. Wake Forest

SEASON-HIGH POINTS:

First Half: 8 at UNM
 Second Half: 6 at CSU
 Game: 11 at UNM

Percentage Minimums -
 4 FG, 2 3FG, 3 FT Made

MACGREGOR YEAR-BY-YEAR BYU STATS

YEAR	GP	GS	MIN	AVG	FG	FGA	PCT	3FG	FGA	PCT	FT	FTA	PCT	OFF	DEF	TOT	AVG	PF	FO	A	AVG	TO	BLK	STL	PTS	AVG
2006-07	11	0	46	4.2	6	10	.600	0	0	.000	1	2	.500	4	2	6	0.5	8	0	1	0.1	1	5	2	13	1.2
Total	11	0	46	4.2	6	10	.600	0	0	.000	1	2	.500	4	2	6	0.5	8	0	1	0.1	1	5	2	13	1.2





CHRIS MILES
6-11 • 235 • junior • forward/center
Provo, Utah

LAST OUTING: Scored 12 points on 5-of-8 shooting from the field against Wyoming — his second-straight double figure game and the first time in his career with back-to-back double figure games ... added four rebounds, three assists, one block and two steals against the Cowboys.

TRACKING MILES IN 2008-09: Scored 12 points on 5-of-8 shooting from the field — his second-straight double figure game and the first time in his career with back-to-back double figure games ... added four rebounds, three assists, one block and two steals ... hit 6-of-10 from the field for 16 points at Utah ... added six rebounds, two assists and a career-high three steals ... scored eight points while shooting 3-of-3 from the field and 2-of-3 from the free throw line against San Diego State ... added one rebound and one assist ... grabbed six boards — three offensive — against UNLV ... hit 3-of-3 from the field for seven points at New Mexico ... added three rebounds and one block against the Lobos ... had two points, two assists, one rebound and one block against TCU ... posted six points, three rebounds, two blocks and two steals at Colorado State ... hit 2-of-3 from the field and 2-of-3 from the line against the Rams ... tied his career high with two steals against Western Oregon ... added three points and four rebounds against the Wolves ... had two points, four rebounds and three assists against Wake Forest ... scored seven points and tied a career high with seven rebounds against Tulsa ... had three offensive rebounds and two assists against the Golden Hurricane ... had seven points two rebounds and one assist against Arizona State ... hit 3-of-3 from the field against the Sun Devils ... scored 12 points on a career-best shooting percentage of .857 (6-7) against Portland ... added three rebounds and two steals and tied a career-high with four assists against the Pilots ... had four rebounds, two blocks and two assists against Boise State ... against Utah State was 3-for-3 from the field for six points and added four rebounds, one block and one steal ... scored eight points on 4-of-5 shooting and added three rebounds and two blocks against Idaho State ... scored four points, grabbed five rebounds (two offensive), dished out two assists, had one block and two steals ... set career highs in points (24), field goal

attempts (17) field goals (12) and field goal percentage (.706) against Cal Poly ... also had six rebounds and one steal against the Mustangs ... had three points, three rebounds and a season-high three assists against Rice ... scored nine points in the first half to go with three rebounds and one assist against North Florida ... hit 4-of-6 from the field for a new career-high 66.7 percent shooting from the field while tying a career high for field goals made. ... at Pepperdine had 10 points while hitting 3-of-5 from the field and 4-of-5 from the line ... added three boards and a steal against the Waves ... scored nine points and pulled down six rebounds against Long Beach State ... hit 3-of-6 from the field.

PLAYER SUMMARY: A two-time 4A State MVP out of Timpview High School in Provo, Miles returned from a mission for The Church of Jesus Christ of Latter-day Saints and averaged 8.6 minutes per game in 34 contests in 2007-08. He averaged 2.7 points and 2.3 rebounds in 13.6 minutes per game as a freshman for BYU in 2004-05, using his quickness and versatility to make an impact in his first season with the Cougars. An excellent shot-blocker and defender who runs the floor well, he was ranked as high as the No. 2 post player in the West out of high school.

PERSONAL: Parents are Don Miles and Julie Babb ... one of six children ... invited to the NBA Players Camp during the summer of 2003, where he was rated No. 47 among the nation's top high school players ... ranked as high as the No. 2 post player in the West ... also recruited by Gonzaga, Utah State, Utah, Kansas, Oregon State, Connecticut, UCLA, Vanderbilt, Wyoming and Texas Tech ... served a two-year mission for The Church of Jesus Christ of Latter-Day Saints to Portland, Ore. ... open major.

MILES VS. AIR FORCE

TEAM	GP	GS	MIN	AVG	FG	FGA	PCT	3FG	FGA	PCT	FT	FTA	PCT	OFF	DEF	TOT	AVG	PF	FO	A	TO	BLK	STL	PTS	AVG	WL
Air Force	3	0	42	14.0	4	8	.500	0	0	.000	3	5	.600	4	4	8	2.7	4	0	1	2	2	0	11	3.7	2-1

Chris Miles – 2008-09 Game-by-Game

Opponent	Date	GS	Min	TOTAL			3PTS			REBOUNDS			Avg	PF	FO	A	TO	Blk	Stl	Pts	Avg				
				FG	FGA	Pct	3FG	FGA	Pct	FT	FTA	Pct										Off	Def	Tot	
LONG BEACH STATE	11/14/08	*	25	3	6	.500	0	0	.000	3	11	.273	1	5	6	6.0	3	0	2	0	0	9	9.0		
at Pepperdine	11/18/08	*	20	3	5	.600	0	0	.000	4	5	.800	0	3	3	4.5	0	0	2	0	1	10	9.5		
NORTH FLORIDA	11/20/08	*	20	4	6	.667	0	0	.000	1	3	.333	1	2	3	4.0	2	0	1	0	0	9	9.3		
RICE	11/21/08	*	16	1	1	1.000	0	0	.000	1	2	.500	2	3	5	4.3	3	0	3	2	0	3	7.8		
CAL POLY	11/22/08	*	28	12	17	.706	0	0	.000	0	0	.000	2	4	6	4.6	5	1	1	1	2	1	24	11.0	
at Idaho State	11-29-08	*	25	1	1	1.000	0	0	.000	2	2	1.000	2	3	5	4.7	4	0	2	1	1	2	4	9.8	
at Weber State	12-03-08	*	18	4	5	.800	0	0	.000	0	0	.000	1	2	3	4.4	1	0	0	2	0	8	9.6		
vs Utah State	12/06/08	*	18	3	3	1.000	0	0	.000	0	0	.000	1	0	1	4.0	4	0	1	1	1	1	6	9.1	
BOISE STATE	12/10/08	*	13	0	2	.000	0	0	.000	0	0	.000	1	3	4	4.0	3	0	2	2	0	0	8	8.1	
PORTLAND	12/13/08	*	23	6	7	.857	0	0	.000	0	2	.000	1	2	3	3.9	2	0	4	2	0	2	12	8.5	
vs Arizona State	12/20/08	*	26	3	3	1.000	0	0	.000	1	3	.333	0	2	2	3.7	3	0	1	2	0	0	7	8.4	
at Tulsa	12/30/08	*	25	2	4	.500	0	0	.000	3	6	.500	3	4	7	4.0	3	0	2	0	0	7	8.3		
WAKE FOREST	1/3/09	*	17	1	3	.333	0	0	.000	0	0	.000	2	2	4	4.0	5	1	3	1	0	0	2	7.8	
WESTERN OREGON	1/6/09	*	16	1	3	.333	0	0	.000	1	2	.500	4	4	4	4.0	1	0	3	0	2	3	7.4		
at Colorado State	1/10/09	*	21	2	3	.667	0	0	.000	2	3	.667	1	2	3	3.9	2	0	2	2	2	2	6	7.3	
TCU	1/13/09	*	25	1	3	.333	0	0	.000	0	0	.000	0	1	1	3.8	2	0	2	1	1	0	2	7.0	
at New Mexico	01/17/09	*	20	3	3	1.000	0	0	.000	1	4	.250	2	1	3	3.7	3	0	0	4	1	0	7	7.0	
UNLV	1/21/09	*	20	0	2	.000	0	0	.000	0	0	.000	3	6	3.8	2	0	3	0	0	0	0	6.6		
SAN DIEGO STATE	1/24/09	*	24	3	3	1.000	0	0	.000	2	3	.667	1	0	1	3.7	4	0	1	1	0	0	8	6.7	
at Utah	01/27/09	*	37	6	10	.600	0	0	.000	2	9	.222	2	4	6	3.8	4	0	2	2	0	3	14	7.1	
WYOMING	1/31/09	*	30	5	8	.625	0	0	.000	2	4	.500	0	4	4	3.8	3	0	3	1	1	2	12	7.3	
Totals			21	467	64	98	.653	0	0	.000	25	59	.424	26	54	80	3.8	59	2	30	33	13	16	153	7.3

Games played: 21
Minutes/game: 22.2
Points/game: 7.3
FG Pct: 65.3
FT Pct: 42.4

Rebounds/game: 3.8
Assists/game: 1.4
Turnovers/game: 1.6
Assist/turnover ratio: 0.9
Steals/game: 0.8
Blocks/game: 0.6

CAREER HIGHS

POINTS: 24 vs. Cal Poly (2008)
FG MADE: 12 vs. Cal Poly (2008)
FG ATT: 17 vs. Cal Poly (2008)
FG %: .857 (6-7) vs. Portland (2008)
FT MADE: 4 vs. Santa Clara (2005), at Pepperdine (2008)
FT ATT: 11 vs. LBSU (2008)
FT %: 1.000 (4-4) vs. Jackson St. (2008), vs. Santa Clara (2005)
REB: 7 at CSU (2005), at Tulsa (2008)
ASSISTS: 4 at Wake Forest (2008), vs. Portland (2008)
STEALS: 3 at Utah (2009)
BLOCKS: 4 vs. Colorado State (2005)
MINUTES: 37 at Utah (2009)

SEASON-HIGH POINTS:

First Half: 18 vs. Cal Poly
Second Half: 8 at Pepperdine, at Utah, vs. Wyoming
Game: 24 vs. Cal Poly

Percentage Minimums -
4 FG, 2 3FG, 3 FT Made

MILES YEAR-BY-YEAR BYU STATS

YEAR	GP	GS	MIN	AVG	FG	FGA	PCT	3FG	FGA	PCT	FT	FTA	PCT	OFF	DEF	TOT	AVG	PF	FO	A	AVG	TO	BLK	STL	PTS	AVG
2004-05	28	6	382	13.6	29	81	.358	0	0	.000	17	24	.708	28	36	64	2.3	54	0	19	0.7	20	30	5	75	2.7
2007-08	34	0	291	8.6	31	72	.431	0	0	.000	22	51	.431	20	32	52	1.5	58	1	20	0.6	24	13	9	84	2.5
Total	62	6	673	10.9	60	153	.392	0	0	.000	39	75	.520	48	68	116	1.9	112	1	39	0.6	44	43	14	159	2.6



5 PLAYERS SCORED IN DOUBLE FIGURES

1/3/09 vs. Western Oregon, 85-64 W, Tavernari-22, Fredette-13, Cummar-12, Morgan, Jr.-12, Rose-11

6 PLAYERS SCORED IN DOUBLE FIGURES

12/22/06 vs. W. Oregon, 102-40 W, Tavernari-17, Cummar-14, Balderson-13, Young-10, Burgess-10, Ivanovic-10

NO PLAYERS SCORED IN DOUBLE FIGURES

2/21/05 at Air Force, 39-70 L

ONE PLAYER RECORD A DOUBLE-DOUBLE

1/27/09 at Utah
Jimmer Fredette, 21 points, 10 assists

TWO PLAYERS RECORD A DOUBLE-DOUBLE

2/2/08 at Wyoming
Trent Plaisted, 17 points, 10 rebounds
Jonathan Tavernari, 10 points, 10 rebounds

TWO DOUBLE-DIGIT REBOUNDS

2/2/08 at Wyoming
Trent Plaisted-10, Jonathan Tavernari-10

SIX PLAYERS HAD 5 OR MORE REBOUNDS

1/8/05 vs. San Diego State, Jensen-7, Hall-6, Rose-6, Meads-6, Ainge-6, Miles-5

FIVE PLAYERS HAD 6 OR MORE REBOUNDS

12/12/07 vs. Lamar, Cummar-10, Ivanovic-9, Tavernari-8, Plaisted-7, Collinsworth-6

FOUR PLAYERS HAD 9 OR MORE REBOUNDS

12/30/06 vs. Seton Hall, Cummar-12, Plaisted-9, Young-9, Ainge-9

TWO PLAYERS FOULED OUT

1/27/09 at Utah
Lee Cummar, Jackson Emery

THREE OR MORE PLAYERS FOULED OUT

1/3/09 vs. Wake Forest
Chris Miles, Gavin MacGregor, Charles Abouo

A BYU PLAYER RECEIVED A TECHNICAL FOUL

1/17/09 at New Mexico - Jonathan Tavernari

AN OPPONENT PLAYER RECEIVED A TECHNICAL FOUL

1/3/09 vs. Wake Forest - Chas McFarland

A BYU COACH RECEIVED A TECHNICAL FOUL

11/24/06 vs. SUU - Dave Rose

AN OPPONENT COACH RECEIVED A TECHNICAL FOUL

3/1/08 vs. Air Force - Coach Jeff Reynolds

A PLAYER EJECTED FROM THE GAME

11/23/02 vs. Kansas State
Travis Hansen (2 technical fouls)

A COACH EJECTED FROM THE GAME

11/30/05 vs. Lamar [at Delta Center]
Lamar coach Billy Tubbs (2 tech. fouls)

AT LEAST TWO PLAYERS SCORED 20+ POINTS

1/27/09 at Utah
Lee Cummar-23, Jimmer Fredette-21

THREE PLAYERS SCORED 20+ POINTS

1/16/03 vs. UNLV, Rafael Araujo-22, Mark Bigelow-21, Travis Hansen-20

FOUR PLAYERS SCORED 20+ POINTS

1/13/79 vs. UNM, D. Ainge-27, Scott Runia-25, Devin Durrant-20, Alan Taylor-20

TWO PLAYERS SCORED 25+ POINTS

1/12/08 Colorado State
Trent Plaisted-25, Jonathan Tavernari-25

A PLAYER SCORED 30+ POINTS

12/3/08 at Weber State, Lee Cummar 30 points

A PLAYER ATTEMPTED 20 OR MORE FIELD GOALS

1/3/09 20, Lee Cummar vs. No. 6 Wake Forest

A PLAYER WITH 5 OR MORE STEALS

1/21/09 vs. UNLV - Jonathan Tavernari (5)

A PLAYER HAD DOUBLE-DIGIT ASSISTS

12/1/07 at Portland - Ben Murdock (10)

A PLAYER MADE DOUBLE-DIGIT FREE THROWS

2/21/07 vs. Colorado State, Lee Cummar (10-10)

A PLAYER 100% AT FT LINE (MIN. 8 ATTS)

2/21/07 vs. Colorado State, Lee Cummar (10-10)

A PLAYER 100% FROM FLOOR (MIN. 5 ATTS)

1/17/09 at New Mexico, Gavin MacGregor (5-5)

A PLAYER 100% ON TREYS (MIN. 3 ATTS)

1/27/09 at Utah - Lee Cummar (3-3)

DID NOT MAKE A TREY

11/22/96 vs. CS Fullerton (0-9)

LAST TIME OPPONENT DID NOT MAKE A TREY

2/2/08 at Wyoming (0-15)

BYU HAD SIX OR FEWER TURNOVERS

12/3/08 vs. Weber State, 6

BYU COMMITTED 25-PLUS TURNOVERS

12/15/07 vs. Pepperdine, 86-67 W (29)

BYU COMMITTED 11 OR LESS TEAM FOULS IN A GAME

2/6/08 vs. TCU, 9

BYU SCORED 90 POINTS

12/13/08 vs. Portland, 91-76 W

BYU SCORED 100 POINTS

11/16/07 vs. Jackson State 100-61 W

BYU SCORED 110 POINTS

1/11/05 vs. MSU-Billings 110-70 W

BYU SCORED LESS THAN 50 POINTS IN A GAME

1/15/08 at UNLV 41-70 L

HELD OPPONENT TO LESS THAN 50 POINTS IN A GAME

11/20/08 vs. North Florida 74-41 W

BYU SCORED LESS THAN 40 POINTS IN A GAME

2/21/05 at Air Force 39-70 L

HELD OPPONENT TO LESS THAN 40 POINTS IN A GAME

11/10/07 at Long Beach State 74-34 W

SHOT 60% FG

12/13/08 vs. Portland, (.617), 29-47

OPPONENT SHOT 60% FG

12/22/05 at Utah State, (.600), 36-60

SHOT 70% FG IN A HALF

3/13/08 vs. CSU-MWC, (.739), 17-23

DID NOT MISS A 2-POINT ATTEMPT IN A HALF

2/23/04 vs. Air Force, 13-13 inside the arc, (14-17, .824 overall)

SHOT LESS THAN 30% FG

2/21/05 at Air Force, (.280), 14-50

SHOT 100% FT

1/4/05 at Saint Mary's, 3-3

SHOT 90% FT (at least 10 attempts)

11/29/06 at Boise State, (.900), 9-10

SHOT LESS THAN 50% FT

11/20/08 vs. North Florida, (.400), 4-10

SHOT 60% THREE-POINTERS

3/9/07 vs. Wyoming-MWC, (.643), 9-14

SHOT 70% THREE-POINTERS

1/26/08 vs. New Mexico, (.813), 13-16

OPPONENT SCORED LESS THAN 20 POINTS IN FIRST HALF

11/20/08 vs. North Florida, 12 (BYU led 35-12)

OPPONENT SCORED LESS THAN 20 POINTS IN SECOND HALF

12/22/06 vs. W. Oregon, 17 (SH, 51-17, BYU won 102-40)

BYU SCORED LESS THAN 20 POINTS IN THE FIRST HALF

2/21/05 at Air Force, 13 (BYU trailed 13-37)

BYU SCORED LESS THAN 20 POINTS IN THE SECOND HALF

1/15/00 vs. Utah, 19

OPPONENT SCORED 50 OR MORE POINTS IN A HALF

11/20/07 vs. Hartford, 51 (second half)

BYU SCORED 50 OR MORE POINTS IN FIRST HALF

3/9/07 vs. Wyoming-MWC, 54

BYU SCORED 50 OR MORE POINTS IN SECOND HALF

12/10/08 vs. Boise State, 61

BYU SCORED 60 OR MORE POINTS IN FIRST HALF

2/25/93 vs. Sacramento St., 62

BYU SCORED 60 OR MORE POINTS IN SECOND HALF

12/10/08 vs. Boise State, 61

WON BY 50 OR MORE POINTS (largest margin ever)

12/22/06 vs. W. Oregon (62) 102-40 W

WON BY 50 OR MORE POINTS (VS. DIV. I OPPONENT)

2/25/93 vs. Sacramento State (50) 128-78 W

WON BY 40 OR MORE POINTS

11/10/07 at Long Beach State (40) 74-34 W

WON BY 30 OR MORE POINTS

12/10/08 vs. Boise State (38) 94-56 W

WON BY 25 OR MORE POINTS

1/10/09 at Colorado State (26) 86-60 W

LOST BY 35-plus POINTS

11/22/04 vs. North Carolina (36) 86-50 L

LOST BY 30-plus POINTS

2/21/05 at Air Force (31) 39-70 L

LOST BY 25-plus POINTS

1/15/08 at UNLV (29) 70-41 L

PLAYED OVERTIME GAME

1/27/09 at Utah, 88-94 L

WON IN SINGLE OVERTIME

2/26/08 at New Mexico, 70-69 W

LOST IN OVERTIME

1/27/09 at Utah, 88-94 L

PLAYED A DOUBLE OT GAME

3/5/88 vs. UTEP 80-83 L 2OT

PLAYED A TRIPLE OT GAME

2/28/98 at UTEP 76-75 W 3OT

WON 15 STRAIGHT GAMES

1987-88 (17)

WON 10 STRAIGHT GAMES

2008-09 (10)

WON 9 STRAIGHT GAMES

2008-09 LBSU, at Pepperdine, North Florida, Rice, Cal Poly, at Idaho State, at WSU, vs. USU, vs. Boise State

WON 8 STRAIGHT GAMES

2008-09 LBSU, at Pepperdine, North Florida, Rice, Cal Poly, at Idaho State, at Weber State, vs. Utah State

LOST 3 STRAIGHT GAMES

2004-05 (three times)
last time - @ New Mexico, @ Air Force, @ Utah

LOST 4 STRAIGHT GAMES

2004-05 @ New Mexico, @ Air Force, @ Utah, UNLV

LOST 5 STRAIGHT

2004-05 @ UNM, @ AFA, @ Utah, UNLV, vs. UNM (at MWC)

LOST 9 STRAIGHT

1997-98

LOST 10 STRAIGHT GAMES

1996-97 (21) - school record

PLAYED AN NCAA TOURNAMENT GAME

3/20/08 vs. Texas A&M 62-67 L

WON AN NCAA TOURNAMENT GAME

3/18/93 vs. SMU 60-71 W
Then lost to Kansas 76-90 in second round

WON TWO NCAA TOURNAMENT GAMES

1980-81 Princeton 60-51, UCLA 78-55, Notre Dame 51-50
Then lost to Virginia 60-74 L

WON THREE NCAA TOURNAMENT GAMES

1980-81 Princeton 60-51, UCLA 78-55, Notre Dame 51-50
Then lost to Virginia 60-74 L

WON FOUR NCAA TOURNAMENT GAMES

Never

PLAYED IN THE NIT

3/15/06 at Houston 67-77 L

WON AN NIT GAME

3/14/02 vs. UC Irvine 78-55 W

WON TWO NIT GAMES

1999-00 Bowling Green 81-54, So. Illinois 82-57
Then lost to Notre Dame in quarterfinals

WON THREE NIT GAMES

1965-66 NIT CHAMPIONS
1950-51 NIT CHAMPIONS

WON CONFERENCE TOURNEY

2000-01

WON CONFERENCE REGULAR SEASON

2007-08

WON CONFERENCE REGULAR SEASON OUTRIGHT

2007-08

DEFEATED A RANKED TEAM

11/23/07 vs. Louisville (6/6), 78-76

DEFEATED A RANKED TEAM AT HOME

2/3/07 vs. UNLV (NR/25), 90-63

DEFEATED A RANKED TEAM ON THE ROAD

2/27/07 at Air Force (20/25), 62-58

WAS RANKED IN THE TOP-25 AP POLL

3/10/08 Ranked 24th

WAS RANKED IN THE TOP-25 COACHES POLL

3/10/08 Ranked 23rd

FINISHED SEASON RANKED IN THE AP TOP-25 POLL

2007-08 Season - 24th (AP)



2008-09 Box Scores

2008-09 BYU Men's Basketball

BYU vs. Long Beach State - Game #1

11/14/08 7:05 p.m. at Marriott Center, Provo, Utah
VISITORS: Long Beach State 0-1

#	Player	totfg		3-pt		rebounds					pf	tp	a	to	blk	s	min	
		fg	fga	fg	fga	ft	fta	of	de	tot								
33	Gilling, Stephan	f	3	9	3	7	3	4	1	2	3	2	12	0	1	0	0	29
44	Williams, Cornel	f	4	8	3	7	0	0	1	9	10	3	11	1	0	0	19	
24	Freeman, Brian	c	2	2	1	1	0	0	0	3	3	4	5	2	0	0	16	
04	Morris, Donovan	g	5	14	1	5	2	2	4	4	0	13	3	2	0	2	31	
22	Ware, Casper	g	3	9	0	0	1	2	0	3	4	7	3	5	0	0	29	
02	Phillips, Eugene	g	4	9	0	0	2	1	2	3	1	8	0	1	0	0	17	
03	Plester, Greg	g	1	5	0	2	0	0	2	2	0	2	0	0	0	0	10	
10	Lazdasukas, Arturas	g	1	3	0	0	1	2	0	2	4	3	0	0	1	1	11	
15	Robinson, T.J.	g	1	2	0	0	0	0	1	1	0	2	0	0	0	1	4	
20	Cleary, Maurice	g	0	0	0	0	0	0	0	0	0	1	0	1	0	0	10	
21	Anderson, Larry	g	1	4	0	0	2	1	3	1	2	3	0	0	0	1	14	
TEAM																		
Totals.....		25	61	8	22	7	14	7	29	26	19	65	15	10	1	6	200	

TOTAL FG%	1st Half: 46.9%	2nd Half: 34.5%	Game: 41.0%	DEADBALL
3-Pt. FG%	1st Half: 33.3%	2nd Half: 40.0%	Game: 36.4%	REBOUNDS
F Throw %	1st Half: 50.0%	2nd Half: 50.0%	Game: 50.0%	3

HOME TEAM: BYU Cougars 1-0

#	Player	totfg		3-pt		rebounds					pf	tp	a	to	blk	s	min
		fg	fga	fg	fga	ft	fta	of	de	tot							
30	CUMMARD, Lee	f	13	16	3	4	2	7	11	2	36	4	1	4	2	36	
45	TAVERNARI, Jonathan	f	8	21	2	9	1	2	5	7	3	19	5	2	0	0	34
54	MILES, Chris	c	3	6	0	0	3	11	1	5	6	3	9	0	2	0	25
02	MORGAN, JR, Lamont	g	0	3	0	0	0	2	3	0	2	1	0	0	0	1	24
04	EMERY, Jackson	g	1	5	0	3	1	0	5	5	1	3	3	2	0	0	33
01	ABDOU, Charles	g	0	0	0	0	0	0	2	2	0	0	0	0	0	0	8
32	FREDETTE, Jimmer	g	1	7	1	4	5	6	3	3	2	8	3	2	0	0	24
34	HARTSOCK, Noah	g	2	4	0	0	0	1	2	1	0	1	0	1	0	11	
53	MADREGOR, Gavin	g	0	0	0	0	0	0	0	2	0	0	0	0	0	5	
TEAM																	
Totals.....		26	60	6	23	17	27	10	33	43	14	75	17	11	5	3	200

TOTAL FG%	1st Half: 37.5%	2nd Half: 50.0%	Game: 43.3%	DEADBALL
3-Pt. FG%	1st Half: 26.7%	2nd Half: 25.0%	Game: 26.1%	REBOUNDS
F Throw %	1st Half: 33.3%	2nd Half: 77.8%	Game: 63.0%	5

Officials: Dick Cartmell, Mark Reichling, Shawn Leigh

Technical fouls: Long Beach State-None, BYU Cougars-None.

Attendance: 15753

Score by Periods

Long Beach State

BYU Cougars

Points in the paint:BY 30,LSBU 24. Points off turnovers:BY 12,LSBU 6.

2nd chance points:BY 15,LSBU 12. Fast break points:BY 6,LSBU 0.

Bench points:BY 17,LSBU 8. Score tied:4 times. Lead changed:9 times.

Last FG:BY 2nd:01:28, LSBU 2nd:01:17.

Largest lead:BY by 10 2nd:01:03, LSBU by 7 1st:07:52.

BYU at Pepperdine - Game #2

11/18/08 7:05 p.m. at Firestone Fieldhouse, Malibu, Calif.

VISITORS: Brigham Young 2-0

#	Player	totfg		3-pt		rebounds					pf	tp	a	to	blk	s	min
		fg	fga	fg	fga	ft	fta	of	de	tot							
45	TAVERNARI, Jonathan	f	7	13	3	7	0	1	9	10	3	17	1	2	1	0	32
54	MILES, Chris	c	3	5	0	0	4	5	3	3	0	10	2	0	1	0	20
04	EMERY, Jackson	g	5	9	0	2	3	5	2	2	9	9	4	0	0	2	27
30	CUMMARD, Lee	g	3	5	0	4	3	3	2	5	3	13	1	2	0	2	29
32	FREDETTE, Jimmer	g	5	10	2	5	4	5	1	0	1	16	5	2	0	1	32
01	ABDOU, Charles	g	1	2	1	1	6	6	2	2	1	9	1	0	1	0	13
02	MORGAN, JR, Lamont	g	0	2	0	1	0	0	3	3	4	0	2	0	0	1	19
15	ANDERSON, James	g	0	0	0	0	0	1	0	0	0	0	0	0	0	0	8
20	PINGAR, Matthew	g	0	1	0	0	0	0	1	0	0	2	0	0	0	0	3
34	HARTSOCK, Noah	g	2	3	0	2	1	2	2	6	0	1	0	0	0	14	
53	MADREGOR, Gavin	g	0	0	0	2	2	0	0	0	2	0	1	0	0	0	3
TEAM																	
Totals.....		26	50	6	21	24	28	9	27	36	17	82	19	16	2	10	200

TOTAL FG%	1st Half: 44.4%	2nd Half: 60.9%	Game: 52.0%	DEADBALL
3-Pt. FG%	1st Half: 23.1%	2nd Half: 37.5%	Game: 28.6%	REBOUNDS
F Throw %	1st Half: 71.4%	2nd Half: 90.5%	Game: 85.7%	3

HOME TEAM: Pepperdine 1-2

#	Player	totfg		3-pt		rebounds					pf	tp	a	to	blk	s	min
		fg	fga	fg	fga	ft	fta	of	de	tot							
15	THOMPSON, Mychal	f	2	6	1	2	0	0	1	0	2	5	3	3	0	1	26
32	DARBY, Taylor	f	3	9	0	0	1	2	2	3	3	7	0	0	0	0	20
50	AGRE, Denis	c	1	3	0	0	0	1	4	5	4	2	0	0	0	0	23
03	BELL, Keion	g	3	10	0	2	3	4	7	3	9	5	3	0	0	2	26
31	HOLMES, Ryan	g	1	3	0	1	0	0	0	0	3	2	0	4	0	0	19
01	SUTTLE JR, Dane	g	2	5	2	2	2	0	1	1	2	8	0	0	0	0	17
14	TUCKER, Rico	g	1	5	0	0	0	1	1	0	2	0	1	0	0	2	12
20	JACKSON, Lorne	g	1	2	0	0	4	5	0	0	2	6	1	0	0	1	11
22	DURFE, Jonathan	g	3	7	2	3	0	1	1	2	2	8	0	1	0	0	21
24	HORNBUCKLE, Mike	g	1	2	0	0	0	1	1	2	2	1	3	0	0	1	12
44	MOORE, Corbin	g	1	1	0	0	0	0	2	2	1	2	0	2	0	0	10
45	SHANNON, Andy	g	0	0	0	0	0	0	1	1	0	0	0	0	0	0	3
TEAM																	
Totals.....		19	53	5	14	10	13	8	16	24	24	53	10	18	1	7	200

TOTAL FG%	1st Half: 40.9%	2nd Half: 32.3%	Game: 35.8%	DEADBALL
3-Pt. FG%	1st Half: 33.3%	2nd Half: 37.5%	Game: 35.7%	REBOUNDS
F Throw %	1st Half: 50.0%	2nd Half: 81.8%	Game: 76.9%	2

Officials: Dick Cartmell, Rick Batsell, Chris Rastetter

Technical fouls: Brigham Young-None, Pepperdine-None.

Attendance: 1642

Score by Periods

Brigham Young

Pepperdine

Points in the paint:BY 26,PEP 14. Points off turnovers:BY 23,PEP 12.

2nd chance points:BY 4,PEP 6. Fast break points:BY 8,PEP 0.

Bench points:BY 17,PEP 23. Score tied:0 times. Lead changed:0 times.

Last FG:BY 2nd:03:44, PEP 2nd:01:27.

Largest lead:BY by 33 2nd:02:23, PEP None.

BYU vs. North Florida - Game #3

11/20/08 7:30 p.m. at Marriott Center, Provo, Utah

#	Player	totfg		3-pt		rebounds					pf	tp	a	to	blk	s	min
		fg	fga	fg	fga	ft	fta	of	de	tot							
44	GROOTHUIS, Kyle	f	3	0	0	2	2	0	1	1	2	2	0	0	0	1	16
15	RILEY, Cortez	g	3	8	0	0	0	0	5	5	1	6	2	0	0	1	19
24	LOVELACE, Cameron	g	3	12	3	8	0	0	1	1	0	9	1	0	0	0	26
25	SPARKES, Germaine	g	3	8	0	0	1	1	2	3	0	6	1	0	0	0	25
32	JIANUSKA, Stan	g	2	6	0	2	2	1	3	4	0	6	1	3	0	1	23
05	SEBSON, Ian	g	0	0	0	0	0	0	1	1	3	0	0	0	0	0	13
13	FAIR, Jordan	g	1	3	0	0	0	0	2	2	0	3	0	0	0	1	16
22	SAULEY, Matt	g	2	3	0	1	1	2	3	0	5	0	2	0	0	2	21
30	RIGINS, Zack	g	2	6	0	1	1	3	5	4	5	4	1	2	0	0	25
35	AUERBACHER, Tyler	g	0	3	0	0	0	0	0	0	0	0	0	0	0	1	16
TEAM																	
Totals.....		16	52	3	14	6	9	5	22	27	14	41					

2008-09 Box Scores

2008-09 BYU Men's Basketball

BYU at Weber State - Game #7

12:03 PM 7:05pm at Des Centers Center, Ogden, Utah
VISITORS: BYU Cougars 7-0

#	Player	totfg		3-pt		rebounds					a	b	s	min	
		fg	fga	fg	fga	fta	of	de	tot	pf					tp
30	CUMMARD, Lee	f	12	3	4	3	4	0	4	2	30	3	1	0	31
25	NOONAN, Paul	f	4	13	7	2	2	1	6	7	11	6	1	1	27
54	MILES, Chris	c	4	5	0	0	0	1	2	3	1	8	0	0	18
04	EMERY, Jackson	g	2	3	2	3	0	0	2	3	6	2	0	2	19
32	FREDETTE, Jimmer	g	7	10	4	6	0	0	2	2	16	7	2	0	35
01	ABDOU, Charles	1	4	0	2	0	0	2	0	2	1	1	0	0	9
02	MORGAN, JR., Lamont	2	7	1	3	4	4	1	2	1	9	1	1	0	27
05	ROSE, Archie	0	1	0	0	1	1	5	6	1	0	0	0	0	9
15	ANDERSON, James	3	4	0	0	0	0	1	1	3	6	0	0	0	10
20	PINEGAR, Matthew	0	0	0	0	0	0	0	0	0	0	0	0	0	3
53	MAGREGOR, Gavin	0	1	0	0	2	2	2	5	2	5	2	0	0	12
TEAM															
Totals.....		35 61		11 25		11 13		9 27		36 82		20 6		2 5 200	

TOTAL FG%	1st Half: 11.25 44.0%	2nd Half: 10.27 37.0%	Game: 40.4%	DEADBALL
3-Pt. FG%	1st Half: 27 28.6%	2nd Half: 3-15 20.0%	Game: 22.7%	REBOUNDS
F Throw %	1st Half: 11.12 91.7%	2nd Half: 5-7 71.4%	Game: 84.2%	0.1

HOME TEAM: Weber State 2-4

#	Player	totfg		3-pt		rebounds					a	b	s	min		
		fg	fga	fg	fga	fta	of	de	tot	pf					tp	
01	LLIARD, Damian	f	1	4	0	3	0	0	2	2	2	1	3	0	23	
03	BULLINGER, Kyle	f	5	10	3	6	3	5	5	5	2	16	2	1	0	32
40	PANOS, Steve	c	4	7	0	4	8	0	4	4	3	12	0	1	0	25
12	HANSEN, Nick	g	0	3	0	3	2	3	0	0	1	2	3	2	0	22
33	McCOY, Kellen	g	2	4	1	3	2	0	1	1	2	7	1	4	0	23
04	COTTLE, Josh	0	0	0	0	0	0	0	0	0	0	0	0	0	1	
15	BENSON, J.	0	0	0	0	0	0	0	0	0	0	0	0	0	3	
21	RAMOS, Marco	0	1	0	0	0	0	0	0	0	0	0	0	0	2	
24	CARSON, Marcus	1	2	0	0	1	1	1	1	2	3	0	1	0	20	
31	DAVIS, Dawin	4	8	1	4	1	2	0	1	1	4	10	1	2	25	
32	MAHONEY, Darin	0	1	0	0	2	2	1	2	2	0	0	0	0	7	
55	MORRIS, Trevor	4	6	0	0	0	1	3	4	2	8	0	2	0	17	
TEAM																
Totals.....		21 46		5 19		15 23		2 19		21 82		7 15		2 1 200		

TOTAL FG%	1st Half: 14.24 58.3%	2nd Half: 7.22 31.8%	Game: 45.7%	DEADBALL
3-Pt. FG%	1st Half: 4.10 40.0%	2nd Half: 1-8 11.1%	Game: 26.3%	REBOUNDS
F Throw %	1st Half: 7.9 77.8%	2nd Half: 8-14 57.1%	Game: 65.2%	4

Officials: Ruben Ramos, Shawn Leigh, Chris Rastatter.
Technical fouls: Brigham Young-None, Weber State-None.

Attendance: 5672

Score by Periods	1st	2nd	Total
Brigham Young	46	46	92
Weber State	39	23	62

Points in the paint: BY 24, WSU 22. Points off turnovers: BY 22, WSU 4.
2nd chance points: BY 8, WSU 2. Fast break points: BY 8, WSU 0.
Bench points: BY 19, WSU 23. Score tied 2 times. Lead changed 6 times.
Last FG: BY 2nd 01:42, WSU 2nd 07:40.
Largest lead: BY by 32 2nd 01:42, WSU by 4 1st 09:48.

BYU vs Utah State - Game #8

12/06/08 5:07 pm, at Salt Lake City, UT (EnergySolutionsArena)
VISITORS: Utah State 5-1

#	Player	totfg		3-pt		rebounds					a	b	s	min		
		fg	fga	fg	fga	fta	of	de	tot	pf					tp	
42	Wesley, Tai	f	4	8	0	0	4	5	4	2	6	5	12	4	0	24
55	Wilkinson, Gary	f	6	11	0	10	11	2	7	9	2	22	3	1	31	
21	Guayle, Jared	g	3	8	1	5	0	0	2	5	7	2	7	2	0	25
24	Newbold, Tyler	g	4	9	3	5	0	1	2	7	9	3	11	1	0	28
25	Myers, Jason	g	1	7	1	7	0	0	0	5	3	2	5	0	1	25
05	Williams, Pooch	1	3	0	1	0	0	1	2	1	2	0	1	0	16	
12	Seeger, Jeremy	0	1	0	0	0	0	0	0	2	0	2	0	1	15	
14	Williams, Stavon	0	2	0	2	0	0	0	0	0	0	1	0	0	11	
44	Formisano, Matt	2	3	0	0	2	2	1	2	3	0	6	1	2	0	15
TEAM																
Totals.....		21 52		5 22		16 19		14 25		39 63		15 17		2 5 200		

TOTAL FG%	1st Half: 16.31 51.6%	2nd Half: 19.30 63.3%	Game: 57.4%	DEADBALL
3-Pt. FG%	1st Half: 8-16 50.0%	2nd Half: 3-9 33.3%	Game: 44.0%	REBOUNDS
F Throw %	1st Half: 6-6 100%	2nd Half: 5-7 71.4%	Game: 84.6%	0

HOME TEAM: BYU Cougars 8-0

#	Player	totfg		3-pt		rebounds					a	b	s	min		
		fg	fga	fg	fga	fta	of	de	tot	pf					tp	
45	TAVERNARI, Jonathan	f	7	13	3	9	7	8	2	7	9	3	24	1	4	39
54	MILES, Chris	f	3	3	0	0	0	0	1	0	1	4	6	1	1	18
04	EMERY, Jackson	g	2	5	1	2	4	8	1	5	6	1	9	3	0	15
30	CUMMARD, Lee	g	2	9	1	2	1	1	0	1	5	6	4	0	1	27
32	FREDETTE, Jimmer	g	6	13	3	6	1	3	4	5	0	16	2	1	0	35
01	ABDOU, Charles	0	1	0	0	0	0	0	0	0	0	1	1	0	3	
02	MORGAN, JR., Lamont	0	2	0	0	0	0	0	1	1	0	0	0	0	18	
05	ROSE, Archie	0	0	0	0	0	0	0	0	0	0	0	0	0	1	
15	ANDERSON, James	0	0	0	0	0	0	0	0	0	2	0	0	0	2	
53	MAGREGOR, Gavin	2	3	0	0	3	4	1	1	2	3	7	1	0	2	20
TEAM																
Totals.....		22 53		8 19		16 24		7 20		27 88		14 9		6 12200		

TOTAL FG%	1st Half: 14.28 50.0%	2nd Half: 8-25 32.0%	Game: 41.5%	DEADBALL
3-Pt. FG%	1st Half: 7-15 46.7%	2nd Half: 1-4 25.0%	Game: 42.1%	REBOUNDS
F Throw %	1st Half: 3-3 100%	2nd Half: 13-21 61.9%	Game: 66.7%	6

Officials: Randy McCall, Larry Spaulding, Michael Irving
Technical fouls: Utah State-None, Brigham Young-None.

Attendance: 13890

Score by Periods	1st	2nd	Total
Utah State	35	28	63
Brigham Young	38	30	68

Points in the paint: USU 22, BYU 20. Points off turnovers: USU 6, BYU 15.
2nd chance points: USU 16, BYU 6. Fast break points: USU 0, BYU 0.
Bench points: USU 9, BYU 7. Score tied 3 times. Lead changed 7 times.
Last FG: USU 2nd 00:07, BYU 2nd 02:47.
Largest lead: USU by 1 1st 19:41, BYU by 10 1st 03:46.

BYU vs. Boise State - Game #9

12/10/08 8:05 pm at Marriott Center, Provo, Utah
VISITORS: Boise State 6-2

#	Player	totfg		3-pt		rebounds					a	b	s	min		
		fg	fga	fg	fga	fta	of	de	tot	pf					tp	
03	Okye, Ike	f	4	7	0	0	1	1	1	3	4	1	9	1	1	19
25	Noonan, Paul	f	1	3	1	3	1	2	0	2	2	1	4	2	6	21
43	Sanchez, Mark	f	4	12	0	1	3	3	6	9	1	9	1	0	0	25
04	Greene, Jamar	g	0	3	0	1	0	0	0	3	4	0	3	3	0	26
11	Thomas, Anthony	g	0	5	0	3	0	0	1	4	0	2	6	0	0	20
01	Rouse, Shawn	0	3	0	3	0	0	0	0	1	1	0	0	0	7	
12	Gerner, Aaron	g	7	13	2	2	2	0	3	3	1	9	0	0	26	
14	Larsen, Nate	0	1	0	1	0	0	0	0	1	0	0	0	0	3	
20	Imeldy, Sean	1	4	0	0	1	3	2	5	1	2	0	0	0	15	
24	Anderson, LaShard	0	5	0	1	0	0	0	4	4	1	0	4	7	2	
32	Moritz, Zack	3	5	0	0	0	0	3	0	3	1	6	0	0	5	
50	Cunningham, Kurt	3	5	0	1	1	3	0	3	2	7	1	2	0	15	
TEAM																
Totals.....		23 66		4 20		6 10		16 27		43 95		14 25		2 3 200		

TOTAL FG%	1st Half: 12.31 38.7%	2nd Half: 11.35 31.4%	Game: 34.8%	DEADBALL
3-Pt. FG%	1st Half: 4-9 44.4%	2nd Half: 0-11 0.0%	Game: 20.0%	REBOUNDS
F Throw %	1st Half: 1-2 50.0%	2nd Half: 5-8 62.5%	Game: 60.0%	0

HOME TEAM: BYU Cougars 9-0

#	Player	totfg		3-pt		rebounds					a	b	s	min		
		fg	fga	fg	fga	fta	of	de	tot	pf					tp	
30	CUMMARD, Lee	f	6	15	2	2	6	6	3	4	7	20	4	1	0	25
45	TAVERNARI, Jonathan	f	5	12	3	6	0	0	8	9	1	13	2	0	1	26
54																

2008-09 Box Scores

2008-09 BYU Men's Basketball

BYU vs. Wake Forest – Game #13

1/3/09 8:05 pm at Marriott Center, Provo, Utah
VISITORS: Wake Forest: 13-0

#	Player	totfg		3-pt		rebounds					pts	a	blk	s	min	
		fg	fga	fg	fga	fta	of	de	tot	pf						tp
00	Aminu,AiFarouq	f	5	8	1	2	3	1	6	7	4	14	0	3	0	33
23	Johnson,James	f	9	14	2	3	5	4	11	15	2	22	2	2	1	31
13	McFarland,Chas	c	3	7	0	1	3	6	4	5	3	9	2	3	0	27
00	Teague,Jeff	g	8	12	4	12	4	4	4	3	20	4	1	0	37	
02	Williams,L.D.	g	3	9	1	3	4	8	0	1	1	11	3	1	0	27
02	Clark,Kory	g	3	9	1	2	3	3	4	5	10	1	1	0	0	2
04	Hale,Harvey	g	1	3	0	2	0	0	0	3	3	2	0	0	9	
10	Smith,Ishmael	g	3	10	2	0	0	1	2	3	4	6	3	2	0	26
44	Weaver,David	g	0	0	0	0	0	0	0	1	0	0	0	0	0	5
55	Woods,Tony	g	0	1	0	0	0	0	0	0	0	0	0	0	0	3
TEAM																
Totals.....		32 64		5 16		25 36		9 33		42 21		14 13		6 200		

TOTAL FG%	1st Half: 17.3% 51.5%	2nd Half: 15.3% 48.4%	Game: 50.0%	DEADBALL
3Pt. FG%	1st Half: 27.2% 28.6%	2nd Half: 3.9% 33.3%	Game: 31.3%	REBOUNDS
F Throw %	1st Half: 9.1% 81.8%	2nd Half: 16.2% 64.0%	Game: 69.4%	5

HOME TEAM: BYU Cougars 11-2

#	Player	totfg		3-pt		rebounds					pts	a	blk	s	min	
		fg	fga	fg	fga	fta	of	de	tot	pf						tp
30	CUMMARD, Lee	f	6	20	4	5	7	2	6	8	3	17	3	0	1	29
45	TAVERNARI, Jonathanf	f	7	17	4	13	0	4	5	9	2	18	0	1	0	36
54	MILES, Chris	c	1	3	0	0	0	2	2	4	2	3	1	0	0	17
04	EMERY, Jackson	g	4	10	2	7	3	4	4	1	5	13	2	0	2	26
32	FREDETTE, Jimmer	g	9	17	3	6	2	3	1	2	1	23	9	0	2	38
01	ABOUJ, Charles	g	1	4	0	2	3	4	5	5	10	1	1	0	0	23
02	MORGAN, JR., Lamont	g	0	0	0	0	0	0	4	4	1	0	2	0	0	6
05	ROSE, Archie	g	0	0	0	0	0	0	0	0	0	0	0	0	0	3
15	ANDERSON, James	g	0	0	0	0	0	0	0	0	0	0	0	0	0	+
34	HARTSOCK, Noah	g	0	0	0	0	0	0	0	0	2	0	0	0	0	1
53	MACGREGOR, Gavin	g	1	2	0	2	3	1	4	5	4	0	1	0	1	21
TEAM																
Totals.....		31 77		10 32		15 20		17 29		46 28		87 21		13 0 6 200		

TOTAL FG%	1st Half: 17.3% 46.6%	2nd Half: 14.7% 33.3%	Game: 40.3%	DEADBALL
3Pt. FG%	1st Half: 6.1% 40.0%	2nd Half: 4.4% 23.3%	Game: 31.3%	REBOUNDS
F Throw %	1st Half: 8.8 100%	2nd Half: 7.1% 59.3%	Game: 75.0%	1

Officials: Joe Demayo, Kevin O'Connell, DJ Carstensen

Technical fouls: Wake Forest-McFarland,Chas. BYU Cougars-None.

Attendance: 23066

Score by Periods

Wake Forest 45 49 84

BYU Cougars 48 39 87

Points in the paint-WF 36.35. Points off turnovers-WF 21. BY 25.

2nd chance points-WF 14. BY 17. Fast break points-WF 8. BY 13.

Bench points-WF 8. BY 14. Score tied-10 times. Lead changed-11 times.

Last FG-WF 2nd-01:29, BY 2nd-02:10.

Largest lead-WF by 9 1st-16:47, BY by 8 2nd-14:37.

BYU vs. Western Oregon – Game #14

1/6/09 7:35 pm at Marriott Center, Provo, Utah
VISITORS: Western Oregon 6-5

#	Player	totfg		3-pt		rebounds					pts	a	blk	s	min	
		fg	fga	fg	fga	fta	of	de	tot	pf						tp
30	KUHNS, Travis	f	5	10	4	7	1	3	1	6	7	2	15	2	2	0 34
32	RATCLIFF, Stanley	f	6	7	0	0	2	1	12	2	12	0	0	0	1	32
23	MCLAUGHLIN, Mike	c	4	12	0	1	4	4	0	1	2	2	1	5	0	29
03	WHEADON, Blair	g	3	8	1	2	0	1	3	4	2	7	4	2	1	39
24	KELLY, Sam	g	5	17	1	7	0	0	1	3	4	4	1	2	2	39
04	SCHMIDT, Matt	g	1	6	0	2	1	2	1	2	3	3	1	3	0	14
05	HARRIS, Marcus	g	0	1	0	0	0	0	0	0	0	0	0	0	0	1
12	BOURNE, Alex	g	0	0	0	0	0	0	0	0	0	0	0	0	0	1
23	BLOK, Tyler	g	1	3	1	3	1	2	1	1	5	4	1	0	0	8
55	THRASH, Gabe	g	1	0	0	0	0	0	0	0	0	0	0	0	0	3
TEAM																
Totals.....		25 65		7 23		7 13		9 27		36 20		64 11		15 4 6 200		

TOTAL FG%	1st Half: 12.3% 38.7%	2nd Half: 13.3% 38.2%	Game: 38.5%	DEADBALL
3Pt. FG%	1st Half: 5.1% 45.5%	2nd Half: 2.1% 16.7%	Game: 30.4%	REBOUNDS
F Throw %	1st Half: 4.7 57.1%	2nd Half: 3.6 50.0%	Game: 53.8%	4

HOME TEAM: BYU Cougars 12-2

#	Player	totfg		3-pt		rebounds					pts	a	blk	s	min	
		fg	fga	fg	fga	fta	of	de	tot	pf						tp
30	CUMMARD, Lee	f	5	11	0	2	2	4	5	1	12	3	1	1	2	27
45	TAVERNARI, Jonathanf	g	8	15	2	5	4	6	7	9	0	22	1	1	3	27
54	MILES, Chris	c	1	3	0	1	2	0	4	1	3	0	3	0	0	26
04	EMERY, Jackson	g	0	2	0	1	2	1	4	5	2	1	3	2	0	25
32	FREDETTE, Jimmer	g	5	12	2	3	3	1	2	3	0	13	4	1	0	24
01	ABOUJ, Charles	g	2	6	1	0	0	0	4	4	0	4	1	1	0	19
02	MORGAN, JR., Lamont	g	4	5	2	2	4	0	1	1	1	12	3	1	0	22
05	ROSE, Archie	g	2	4	1	1	6	6	2	3	1	11	0	0	0	17
15	ANDERSON, James	g	0	0	0	0	0	0	0	0	0	0	0	0	0	1
20	PINEGAR, Matthew	g	0	0	0	0	0	0	0	0	0	0	0	0	1	1
34	HARTSOCK, Noah	g	2	3	0	3	4	1	3	4	3	7	0	1	3	17
53	MACGREGOR, Gavin	g	0	0	0	0	0	1	2	0	0	0	0	0	0	4
TEAM																
Totals.....		29 61		5 13		22 29		10 33		9 85		15 11		5 11 200		

TOTAL FG%	1st Half: 14.3% 43.8%	2nd Half: 15.2% 51.7%	Game: 47.5%	DEADBALL
3Pt. FG%	1st Half: 2.6 33.3%	2nd Half: 3.7 42.9%	Game: 38.5%	REBOUNDS
F Throw %	1st Half: 12.1% 75.0%	2nd Half: 10.1% 76.9%	Game: 75.9%	2

Officials: Ronnie Hernandez, Duane Allen, Casey McClellan

Technical fouls: Western Oregon-None. BYU Cougars-None.

Attendance: 8885

Score by Periods

Western Oregon 33 31 64

BYU Cougars 42 43 85

Points in the paint-WOU 22. BY 40. Points off turnovers-WOU 8. BY 13.

2nd chance points-WOU 8. BY 14. Fast break points-WOU 2. BY 14.

Bench points-WOU 7. BY 34. Score tied-1 time. Lead changed-1 time.

Last FG-WOU 2nd-02:32, BY 2nd-00:38.

Largest lead-WOU by 11 1st-17:17, BY by 21 2nd-00:38.

BYU at Colorado State – Game #15

1/10/09 1:00 PM at Moby Arena [Fort Collins, Colo.]
VISITORS: BYU 13-2 (1-0)

#	Player	totfg		3-pt		rebounds					pts	a	blk	s	min	
		fg	fga	fg	fga	fta	of	de	tot	pf						tp
45	TAVERNARI, Jonathanf	g	3	9	1	2	0	0	1	4	5	3	7	1	2	0 17
54	MILES, Chris	c	2	3	0	0	2	0	3	1	2	3	2	6	2	2 21
04	EMERY, Jackson	g	3	5	2	4	0	0	0	3	2	8	3	1	2	20
30	CUMMARD, Lee	g	8	10	2	2	0	0	3	5	8	2	18	2	1	0 23
32	FREDETTE, Jimmer	g	6	12	2	6	1	1	0	3	3	15	4	2	0	21
01	ABOUJ, Charles	g	3	5	2	2	0	0	1	3	4	1	8	0	2	0 20
02	MORGAN, JR., Lamont	g	5	8	2	2	0	0	3	3	1	13	2	0	1	23
05	ROSE, Archie	g	2	3	0	0	0	0	0	3	1	4	1	1	0	11
15	ANDERSON, James	g	1	0	0	0	0	0	0	0	0	0	0	0	0	5
20	PINEGAR, Matthew	g	0	0	0	0	0	0	0	0	0	0	0	0	0	3
34	HARTSOCK, Noah	g	1	0	0	1	2	0	1	1	3	1	0	0	1	12
53	MACGREGOR, Gavin	g	4	6	0	0	2	1	3	4	8	0	0	1	0	14
TEAM																
Totals.....		36 63		10 19		4 8		10 28		38 22		66 16		5 200		

TOTAL FG%	1st Half: 19.3% 55.9%	2nd Half: 17.2% 58.6%	Game: 57.1%	DEADBALL
-----------	-----------------------	-----------------------	-------------	----------

BYU vs. San Diego State – Game #19

1/24/09 7:05 at Marriott Center, Provo, Utah
VISITORS: San Diego State 13-5, 3-2 MWCC

#	Player	totfg		3-pt		rebounds					pf	a	to	blk	s	min	
		fg	fga	fg	fga	fta	of	de	tot	pf							tp
03	WILLIAMS, Richie	* 3	8	2	2	1	2	1	5	6	1	9	6	3	0	5	34
15	SPAIN, Kyle	* 2	5	1	3	0	0	1	1	2	3	5	1	1	0	0	16
31	WADE, Lorenzo	* 7	18	2	3	2	2	0	2	2	3	18	1	2	0	1	34
32	WHITE, Billy	* 2	2	0	0	1	2	1	1	2	1	5	2	0	1	0	22
43	AMOROSO, Ryan	* 1	4	0	0	2	4	1	0	1	0	4	0	0	0	0	16
21	THOMAS, Matt	* 0	0	0	0	0	0	0	1	2	0	1	0	0	0	7	
23	GAY, D.J.	* 1	5	1	3	2	2	0	0	0	3	5	2	0	0	29	
24	SHELTON, Tim	* 4	9	0	0	3	4	1	1	2	2	11	1	2	0	0	23
42	CHERRET, Mehdi	* 6	8	1	3	1	1	1	2	3	0	14	0	1	0	0	19
TEAM																	
Totals.....		26	59	7	14	12	17	8	16	24	15	71	14	9	1	8	200

TOTAL FG%	1st Half: 12-29 41.4%	2nd Half: 14-30 46.7%	Game: 44.1%	DEADB	
3-Pt. FG%	1st Half: 3-7 42.9%	2nd Half: 4-7 57.1%	Game: 50.0%	REBOUNDS	
F Throw %	1st Half: 5-8 62.5%	2nd Half: 7-9 77.8%	Game: 70.6%	REBOUNDS	2

HOME TEAM: BYU Cougars 15-4, 3-2 MWCC

#	Player	totfg		3-pt		rebounds					pf	a	to	blk	s	min	
		fg	fga	fg	fga	fta	of	de	tot	pf							tp
30	CUMMARD, Lee	f 6	11	3	4	1	2	1	9	10	2	16	6	4	1	0	38
45	TAVERNARI, Jonathanf	5	10	4	7	2	2	0	4	4	2	16	3	1	1	1	36
54	MILES, Chris	c 3	3	0	0	2	3	1	0	1	4	8	1	1	0	0	24
04	EMERY, Jackson	g 3	9	2	5	1	1	0	5	5	1	9	2	1	0	1	27
32	FREDETTE, Jimmer	g 3	6	0	3	2	2	1	5	6	0	8	4	4	0	1	27
01	ABOUJ, Charles	1	1	0	0	0	0	0	0	0	2	0	1	0	0	2	
02	MORGAN, JR., Lamont	4	5	2	2	2	2	0	0	0	1	12	5	3	0	0	28
15	ANDERSON, James	2	3	0	0	0	0	1	0	1	3	4	0	1	2	0	7
34	HARTSOCK, Noah	0	1	0	0	0	0	0	1	1	0	0	1	0	0	1	4
53	MACGREGOR, Gavin	1	1	0	0	0	0	1	2	3	0	0	1	0	0	7	
TEAM																	
Totals.....		28	50	11	21	10	12	6	29	35	16	77	22	17	4	199	

TOTAL FG%	1st Half: 16-27 59.3%	2nd Half: 12-23 52.2%	Game: 56.0%	DEADB	
3-Pt. FG%	1st Half: 4-9 44.4%	2nd Half: 7-12 58.3%	Game: 52.4%	REBOUNDS	
F Throw %	1st Half: 5-5 100%	2nd Half: 5-7 71.4%	Game: 83.3%	REBOUNDS	1

Officials: Mike Reed, Shawn Lehigh, Bobby McRoy
Technical fouls: San Diego State-None, BYU Cougars-None.
Attendance: 13871

Score by Periods	1st	2nd	Total
San Diego State	32	39	71
BYU Cougars	41	36	77

Points in the paint-SDSU 22, BY 24. Points off turnovers-SDSU 20, BY 12.
2nd chance points-SDSU 9, BY 11. Fast break points-SDSU 6, BY 2.
Bench points-SDSU 30, BY 20. Score tied 1 time. Lead changed 2 times.
Last FG-SDSU 2nd:00:18, BY 2nd:01:30.
Largest lead-SDSU by 1 1st:17:32, BY by 12 1st:07:16.

BYU at Utah – Game #20

01/27/09 8:05 p.m. at Huntsman Center, Salt Lake City, UT
VISITORS: Brigham Young 15-5 (3-3 MWCC)

#	Player	totfg		3-pt		rebounds					pf	a	to	blk	s	min	
		fg	fga	fg	fga	fta	of	de	tot	pf							tp
30	CUMMARD, Lee	f 10	14	3	3	0	0	0	7	7	5	23	3	1	1	3	41
45	TAVERNARI, Jonathanf	5	13	2	6	2	2	2	4	6	3	14	0	2	0	1	39
54	MILES, Chris	c 6	10	0	0	2	9	2	4	6	4	14	2	2	0	3	37
04	EMERY, Jackson	g 2	8	1	5	2	2	1	5	6	5	7	3	1	1	2	37
32	FREDETTE, Jimmer	g 6	13	2	5	7	8	0	4	4	4	21	10	1	2	37	
01	ABOUJ, Charles	0	1	0	0	0	0	0	0	0	0	0	0	0	0	3	
02	MORGAN, JR., Lamont	2	3	1	1	0	1	0	1	1	1	5	2	0	0	15	
05	ROSE, Archie	0	1	0	1	0	0	0	0	0	1	0	0	0	0	1	
15	ANDERSON, James	2	2	0	0	0	0	0	1	1	4	4	0	0	0	7	
34	HARTSOCK, Noah	0	0	0	0	0	0	0	0	0	0	0	0	0	0	6	
53	MACGREGOR, Gavin	0	0	0	0	0	0	0	0	0	1	0	0	0	0	2	
TEAM																	
Totals.....		33	65	9	21	13	22	6	26	32	28	88	20	9	3	112:25	

TOTAL FG%	1st Half: 16-27 59.3%	2nd Half: 11-29 37.9%	Game: 50.8%	DEADB	
3-Pt. FG%	1st Half: 4-9 44.4%	2nd Half: 2-8 25.0%	Game: 42.9%	REBOUNDS	
F Throw %	1st Half: 4-7 57.1%	2nd Half: 7-13 53.8%	Game: 59.1%	REBOUNDS	4

HOME TEAM: Utah 13-7 (4-2 MWCC)

#	Player	totfg		3-pt		rebounds					pf	a	to	blk	s	min	
		fg	fga	fg	fga	fta	of	de	tot	pf							tp
14	TILLIE, Kim	f 1	2	0	0	0	0	1	5	6	2	2	1	3	0	1	13
15	BROWN, Carlton	f 1	6	0	1	2	2	1	4	5	3	4	2	1	1	0	24
50	NEVILL, Luke	c 10	12	0	0	12	14	0	10	10	3	32	0	2	0	0	39
05	DRCA, Luka	g 4	9	2	5	8	10	0	7	7	3	18	9	3	0	2	39
11	BORHA, Lawrence	g 4	9	2	5	2	5	1	0	1	3	12	0	6	0	0	35
01	CYPHERS, Jordan	0	0	0	0	0	0	0	0	0	0	1	0	0	0	0	2
02	TAVITA, Jace	0	0	0	0	0	0	0	0	0	0	0	0	0	0	1	
21	GREEN, Shaun	3	6	1	4	0	1	5	1	6	1	7	3	0	1	0	38
32	KEPKAY, Tyler	5	12	2	7	7	8	0	4	4	2	19	0	0	0	0	34
TEAM																	
Totals.....		28	56	7	22	31	40	9	31	40	18	84	15	15	2	3	225

TOTAL FG%	1st Half: 12-25 48.0%	2nd Half: 11-25 44.0%	Game: 50.0%	DEADB	
3-Pt. FG%	1st Half: 5-11 45.5%	2nd Half: 1-9 11.1%	Game: 31.8%	REBOUNDS	
F Throw %	1st Half: 10-11 90.9%	2nd Half: 9-12 75.0%	Game: 77.5%	REBOUNDS	2

Officials: Vern Harris, Dick Cartmell, John Higgins
Technical fouls: Brigham Young-None, Utah-None.
Attendance: 12250

Score by Periods	1st	2nd	OT	Total
Brigham Young	40	31	17	88
Utah	39	32	23	94

Points in the paint-BY 26, UT 40. Points off turnovers-BY 25, UT 8.
2nd chance points-BY 6, UT 8. Fast break points-BY 7, UT 0.
Bench points-BY 9, UT 26. Score tied 12 times. Lead changed 11 times.
Last FG-BY 01:00:05, UT 01:00:50.
Largest lead-BY by 6 1st-14:50, UT by 7 01:01:00.

BYU vs. Wyoming – Game #21

1/31/09 4:05 pm at Marriott Center, Provo, Utah
VISITORS: Wyoming 14-7, 3-4 MWCC

#	Player	totfg		3-pt		rebounds					pf	a	to	blk	s	min		
		fg	fga	fg	fga	fta	of	de	tot	pf							tp	a
00	OGIRRI, Sean	* 3	10	2	8	1	2	0	0	0	0	4	9	1	5	0	1	38
11	MUOJEKE, Afam	* 6	13	3	6	2	2	2	5	7	1	17	0	5	0	0	37	
15	WADDELL, Adam	* 1	3	0	0	0	2	2	2	4	2	2	0	0	0	0	18	
21	JHNSON, Tyson	* 4	12	0	0	5	7	1	2	3	2	13	2	3	0	0	27	
23	EMING, Brandon	* 3	10	1	5	8	10	0	6	6	2	15	9	3	0	0	40	
13	LINSKENS, Mikhail	* 0	0	0	0	0	0	0	0	0	0	0	0	0	0	0	8	
25	THAM, Djibril	* 1	3	0	0	2	2	3	2	5	2	4	0	1	0	0	25	
32	DIAKITE, Mahmoud	* 0	0	0	0	0	0	0	0	0	0	0	0	0	0	0	2	
51	DAVIS, A.J.	* 0	0	0	0	0	0	0	0	0	0	1	0	0	0	0	5	
TEAM																		
Totals.....		18	51	6	19	18	25	9	22	31	14	60	11	17	0	1	200	

TOTAL FG%	1st Half: 9-28 32.1%	2nd Half: 9-23 39.1%	Game: 35.3%	DEADB	
3-Pt. FG%	1st Half: 2-10 20.0%	2nd Half: 4-9 44.4%	Game: 31.6%	REBOUNDS	
F Throw %	1st Half: 7-12 58.3%	2nd Half: 11-13 84.6%	Game: 72.0%	REBOUNDS	2

HOME TEAM: BYU Cougars 16-5, 4-3 MWCC

#	Player	totfg		3-pt		rebounds					pf	a	to	blk	s	min
		fg	fga	fg	fga	fta	of	de	tot	pf						

BYU Cougars Combined Team Statistics (as of Jan 31, 2009)
All games

RECORD:	OVERALL	HOME	AWAY	NEUTRAL
ALL GAMES	16-5	10-2	5-2	1-1
CONFERENCE	4-3	3-1	1-2	0-0
NON-CONFERENCE	12-2	7-1	4-0	1-1

##	Player	gp-gs	min	avg	Total		3-Point		F-Throw		Rebounds			avg	pf	dq	a	to	blk	stl	pts	avg		
					fg-fga	fg%	3fg-fga	3fg%	ft-fa	ft%	off	def	tot											
30	CUMMARD, Lee	21-21	661	31.5	140-249	.562	26-59	.441	57-70	.814	33	99	132	6.3	53	2	71	33	18	19	363	17.3		
45	TAVERNARI, Jonathan	21-21	647	30.8	132-307	.430	55-158	.348	30-36	.833	26	120	146	7.0	47	0	43	31	8	38	349	16.6		
32	FREDETTE, Jimmer	21-20	654	31.1	116-231	.502	34-87	.391	59-70	.843	13	44	57	2.7	25	0	96	56	2	28	325	15.5		
04	EMERY, Jackson	21-20	563	26.8	54-116	.466	25-70	.357	29-40	.725	8	76	84	4.0	49	3	66	24	7	27	162	7.7		
54	MILES, Chris	21-21	467	22.2	64-98	.653	0-0	.000	25-59	.424	26	54	80	3.8	59	2	30	33	13	16	153	7.3		
02	MORGAN, JR, Lamont	21-1	385	18.3	35-67	.522	13-25	.520	17-29	.586	8	29	37	1.8	29	0	38	35	0	12	100	4.8		
01	ABOUO, Charles	21-1	264	12.6	22-53	.415	6-16	.375	22-30	.733	7	36	43	2.0	24	1	11	18	2	5	72	3.4		
05	ROSE, Archie	13-0	107	8.2	7-22	.318	2-5	.400	21-25	.840	12	19	31	2.4	16	0	3	6	0	2	37	2.8		
53	MACGREGOR, Gavin	18-0	186	10.3	17-26	.654	0-0	.000	16-28	.571	17	27	44	2.4	39	2	2	7	4	2	50	2.8		
34	HARTSOCK, Noah	15-0	136	9.1	12-22	.545	0-0	.000	10-15	.667	11	15	26	1.7	20	0	4	3	5	4	34	2.3		
15	ANDERSON, James	16-0	114	7.1	16-28	.571	0-0	.000	2-7	.286	9	12	21	1.3	30	0	3	2	10	3	34	2.1		
20	PINEGAR, Matthew	9-0	41	4.6	1-6	.167	0-5	.000	0-0	.000	0	2	2	0.2	1	0	1	6	0	2	2	0.2		
Team											26	43	69											
Total.....		21	4225		616-1225	.503	161-425	.379	288-409	.704	196	576	772	36.8	392	10	368	254	69	158	1681	80.0		
Opponents.....		21	4225		492-1199	.410	119-391	.304	299-433	.691	204	479	683	32.5	375	6	246	301	41	116	1402	66.8		

TEAM STATISTICS	BY	OPP	Date	Opponent	Score	Att.
SCORING	1681	1402	11/14/08	LONG BEACH STATE	w 75-65	15753
Points per game	80.0	66.8	11/18/08	at Pepperdine	w 82-53	1642
Scoring margin	+13.3	-	11/20/08	NORTH FLORIDA	w 74-41	7778
FIELD GOALS-ATT	616-1225	492-1199	11/21/08	RICE	w 83-52	9277
Field goal pct	.503	.410	11/22/08	CAL POLY	w 76-64	7782
3 POINT FG-ATT	161-425	119-391	11-29-08	at Idaho State	w 85-65	4374
3-point FG pct	.379	.304	12-03-08	at Weber State	w 92-62	5672
3-pt FG made per game	7.7	5.7	12/06/08	vs Utah State	w 68-63	13890
FREE THROWS-ATT	288-409	299-433	12/10/08	BOISE STATE	w 94-56	10506
Free throw pct	.704	.691	12/13/08	PORTLAND PILOTS	w 91-76	9418
F-Throws made per game	13.7	14.2	12-20-08	vs Arizona State	L 75-76	10431
REBOUNDS	772	683	12/30/08	at Tulsa	w 74-68	5545
Rebounds per game	36.8	32.5	1/3/09	WAKE FOREST	L 87-94	23096
Rebounding margin	+4.2	-	1/6/09	WESTERN OREGON	w 85-64	8885
ASSISTS	368	246	* 1/10/09	at Colorado State	w 86-60	2958
Assists per game	17.5	11.7	* 1/13/09	TCU HORNED FROGS	w 73-61	11065
TURNOVERS	254	301	* 01/17/09	at New Mexico	L 62-81	15277
Turnovers per game	12.1	14.3	* 1/21/09	UNLV	L 70-76	12853
Turnover margin	+2.2	-	* 1/24/09	SAN DIEGO STATE	w 77-71	13871
Assist/turnover ratio	1.4	0.8	* 01/27/09	at Utah	Lot 88-94	12250
STEALS	158	116	* 1/31/09	WYOMING	w 84-60	16347
Steals per game	7.5	5.5				
BLOCKS	69	41	* = Conference game			
Blocks per game	3.3	2.0				
ATTENDANCE	146631	72039				
Home games-Avg/Game	12-12219	7-6817				
Neutral site-Avg/Game	-	2-12160				

Score by Periods	1st	2nd	OT	Totals
BYU Cougars	838	826	17	1681
Opponents	658	721	23	1402

BYU Cougars Category Leaders (as of Jan 31, 2009)
All games

Points	G	Pts	Pts/G	Scoring Average	G	Pts	Avg/G
CUMMARD, Lee	21	363	17.3	CUMMARD, Lee	21	363	17.3
TAVERNARI, Jonathan	21	349	16.6	TAVERNARI, Jonathan	21	349	16.6
FREDETTE, Jimmer	21	325	15.5	FREDETTE, Jimmer	21	325	15.5
EMERY, Jackson	21	162	7.7	EMERY, Jackson	21	162	7.7
MILES, Chris	21	153	7.3	MILES, Chris	21	153	7.3
MORGAN,JR, Lamont	21	100	4.8	MORGAN,JR, Lamont	21	100	4.8
ABOUO, Charles	21	72	3.4	ABOUO, Charles	21	72	3.4
MACGREGOR, Gavin	18	50	2.8	ROSE, Archie	13	37	2.8
ROSE, Archie	13	37	2.8	MACGREGOR, Gavin	18	50	2.8
HARTSOCK, Noah	15	34	2.3	HARTSOCK, Noah	15	34	2.3
ANDERSON, James	16	34	2.1	ANDERSON, James	16	34	2.1
PINEGAR, Matthew	9	2	0.2	PINEGAR, Matthew	9	2	0.2

FG Percentage	FG	Att	Pct	Field Goal Attempts	G	Att	Att/G
MACGREGOR, Gavin	17	26	.654	TAVERNARI, Jonathan	21	307	14.6
MILES, Chris	64	98	.653	CUMMARD, Lee	21	249	11.9
ANDERSON, James	16	28	.571	FREDETTE, Jimmer	21	231	11.0
CUMMARD, Lee	140	249	.562	EMERY, Jackson	21	116	5.5
HARTSOCK, Noah	12	22	.545	MILES, Chris	21	98	4.7
MORGAN,JR, Lamont	35	67	.522	Field Goals Made	G	Made	Made/G
FREDETTE, Jimmer	116	231	.502	CUMMARD, Lee	21	140	6.7
EMERY, Jackson	54	116	.466	TAVERNARI, Jonathan	21	132	6.3
TAVERNARI, Jonathan	132	307	.430	FREDETTE, Jimmer	21	116	5.5
ABOUO, Charles	22	53	.415	MILES, Chris	21	64	3.0
ROSE, Archie	7	22	.318	EMERY, Jackson	21	54	2.6
PINEGAR, Matthew	1	6	.167				

3-Point Percentage	3FG	Att	Pct	3-Point FG Attempts	G	Att	Att/G
MORGAN,JR, Lamont	13	25	.520	TAVERNARI, Jonathan	21	158	7.5
CUMMARD, Lee	26	59	.441	FREDETTE, Jimmer	21	87	4.1
ROSE, Archie	2	5	.400	EMERY, Jackson	21	70	3.3
FREDETTE, Jimmer	34	87	.391	CUMMARD, Lee	21	59	2.8
ABOUO, Charles	6	16	.375	MORGAN,JR, Lamont	21	25	1.2
EMERY, Jackson	25	70	.357	3-Point FG Made	G	Made	Made/G
TAVERNARI, Jonathan	55	158	.348	TAVERNARI, Jonathan	21	55	2.6
PINEGAR, Matthew	0	5	.000	FREDETTE, Jimmer	21	34	1.6
				CUMMARD, Lee	21	26	1.2
				EMERY, Jackson	21	25	1.2
				MORGAN,JR, Lamont	21	13	0.6

Free Throw Percent	FG	Att	Pct	Free Throw Attempts	G	Att	Att/G
FREDETTE, Jimmer	59	70	.843	FREDETTE, Jimmer	21	70	3.3
ROSE, Archie	21	25	.840	CUMMARD, Lee	21	70	3.3
TAVERNARI, Jonathan	30	36	.833	MILES, Chris	21	59	2.8
CUMMARD, Lee	57	70	.814	EMERY, Jackson	21	40	1.9
ABOUO, Charles	22	30	.733	TAVERNARI, Jonathan	21	36	1.7
EMERY, Jackson	29	40	.725	Free Throws Made	G	Made	Made/G
HARTSOCK, Noah	10	15	.667	FREDETTE, Jimmer	21	59	2.8
MORGAN,JR, Lamont	17	29	.586	CUMMARD, Lee	21	57	2.7
MACGREGOR, Gavin	16	28	.571	TAVERNARI, Jonathan	21	30	1.4
MILES, Chris	25	59	.424	EMERY, Jackson	21	29	1.4
ANDERSON, James	2	7	.286	MILES, Chris	21	25	1.2

BYU Cougars Category Leaders (as of Jan 31, 2009)
All games

Rebounds	G	Reb	Reb/G
TAVERNARI, Jonathan	21	146	7.0
CUMMARD, Lee	21	132	6.3
EMERY, Jackson	21	84	4.0
MILES, Chris	21	80	3.8
FREDETTE, Jimmer	21	57	2.7

Assists	G	No.	Ast/G
FREDETTE, Jimmer	21	96	4.6
CUMMARD, Lee	21	71	3.4
EMERY, Jackson	21	66	3.1
TAVERNARI, Jonathan	21	43	2.0
MORGAN, JR, Lamont	21	38	1.8

Rebound Average	G	Reb	Avg/G
TAVERNARI, Jonathan	21	146	7.0
CUMMARD, Lee	21	132	6.3
EMERY, Jackson	21	84	4.0
MILES, Chris	21	80	3.8
FREDETTE, Jimmer	21	57	2.7

Steals	G	No.	Stl/G
TAVERNARI, Jonathan	21	38	1.8
FREDETTE, Jimmer	21	28	1.3
EMERY, Jackson	21	27	1.3
CUMMARD, Lee	21	19	0.9
MILES, Chris	21	16	0.8

Offensive Rebounds	G	No.	Avg/G
CUMMARD, Lee	21	33	1.6
MILES, Chris	21	26	1.2
TAVERNARI, Jonathan	21	26	1.2
MACGREGOR, Gavin	18	17	0.9
FREDETTE, Jimmer	21	13	0.6

Blocked Shots	G	No.	Blk/G
CUMMARD, Lee	21	18	0.9
MILES, Chris	21	13	0.6
ANDERSON, James	16	10	0.6
TAVERNARI, Jonathan	21	8	0.4
EMERY, Jackson	21	7	0.3

Defensive Rebounds	G	No.	Avg/G
TAVERNARI, Jonathan	21	120	5.7
CUMMARD, Lee	21	99	4.7
EMERY, Jackson	21	76	3.6
MILES, Chris	21	54	2.6
FREDETTE, Jimmer	21	44	2.1

Minutes	G	No.	Min/G
CUMMARD, Lee	21	661	31.5
FREDETTE, Jimmer	21	654	31.1
TAVERNARI, Jonathan	21	647	30.8
EMERY, Jackson	21	563	26.8
MILES, Chris	21	467	22.2

Fouls	G	No.	Per/G
MILES, Chris	21	59	2.8
CUMMARD, Lee	21	53	2.5
EMERY, Jackson	21	49	2.3
TAVERNARI, Jonathan	21	47	2.2
MACGREGOR, Gavin	18	39	2.2

Turnovers	G	No.	TO/G
FREDETTE, Jimmer	21	56	2.7
MORGAN, JR, Lamont	21	35	1.7
CUMMARD, Lee	21	33	1.6
MILES, Chris	21	33	1.6
TAVERNARI, Jonathan	21	31	1.5

Foulsouts	G	No.
EMERY, Jackson	21	3
MILES, Chris	21	2
MACGREGOR, Gavin	18	2
CUMMARD, Lee	21	2
ABOUO, Charles	21	1

BYU Cougars Overall/Conference Statistics (as of Jan 31, 2009)
All games

SUMMARY	Overall Statistics										Conference Statistics									
	gp-gs	min/g	fg%	3fg%	ft%	r/g	a/g	stl	blk	pts/g	gp-gs	min/g	fg%	3fg%	ft%	r/g	a/g	stl	blk	pts/g
CUMMARD, Lee	21-21	31.5	.562	.441	.814	6.3	3.4	19	18	17.3	7-7	34.9	.580	.556	.818	7.0	3.6	6	8	16.1
TAVERNARI, Jonathan	21-21	30.8	.430	.348	.833	7.0	2.0	38	8	16.6	7-7	30.0	.371	.364	1.000	5.9	1.4	13	2	12.9
FREDETTE, Jimmer	21-20	31.1	.502	.391	.843	2.7	4.6	28	2	15.5	7-7	32.1	.494	.364	.893	3.7	4.7	8	2	16.7
EMERY, Jackson	21-20	26.8	.466	.357	.725	4.0	3.1	27	7	7.7	7-6	25.9	.366	.269	.769	4.3	2.9	8	3	6.7
MILES, Chris	21-21	22.2	.653	.000	.424	3.8	1.4	16	13	7.3	7-7	25.3	.625	.000	.391	3.4	1.4	7	5	7.0
MORGAN, JR, Lamont	21-1	18.3	.522	.520	.586	1.8	1.8	12	0	4.8	7-0	19.9	.630	.625	.500	1.7	2.4	3	0	6.1
ABOUO, Charles	21-1	12.6	.415	.375	.733	2.0	0.5	5	2	3.4	7-1	8.7	.467	.500	.500	1.0	0.1	0	0	2.6
ROSE, Archie	13-0	8.2	.318	.400	.840	2.4	0.2	2	0	2.8	5-0	8.6	.250	.000	1.000	1.8	0.4	0	0	2.4
MACGREGOR, Gavin	18-0	10.3	.654	.000	.571	2.4	0.1	2	4	2.8	6-0	10.5	.722	.000	.143	3.2	0.0	0	1	4.5
HARTSOCK, Noah	15-0	9.1	.545	.000	.667	1.7	0.3	4	5	2.3	6-0	8.2	.500	.000	.571	1.2	0.3	3	1	2.0
ANDERSON, James	16-0	7.1	.571	.000	.286	1.3	0.2	3	10	2.1	5-0	6.0	.667	.000	.000	0.6	0.0	1	2	2.4
PINEGAR, Matthew	9-0	4.6	.167	.000	.000	0.2	0.1	2	0	0.2	1-0	3.0	.000	.000	.000	0.0	0.0	0	0	0.0
Totals	21		.503	.379	.704	36.8	17.5	158	69	80.0	7		.496	.384	.670	35.3	17.1	49	24	77.1
Opponent	21		.410	.304	.691	32.5	11.7	116	41	66.8	7		.425	.331	.729	33.3	11.3	34	14	71.9

SCORING	Overall Statistics								Conference Statistics							
	fg-fga	fg%	3fg-fga	3fg%	ft-fa	ft%	pts	pts/g	fg-fga	fg%	3fg-fga	3fg%	ft-fa	ft%	pts	pts/g
CUMMARD, Lee	140-249	.562	26-59	.441	57-70	.814	363	17.3	47-81	.580	10-18	.556	9-11	.818	113	16.1
TAVERNARI, Jonathan	132-307	.430	55-158	.348	30-36	.833	349	16.6	33-89	.371	16-44	.364	8-8	1.000	90	12.9
FREDETTE, Jimmer	116-231	.502	34-87	.391	59-70	.843	325	15.5	40-81	.494	12-33	.364	25-28	.893	117	16.7
EMERY, Jackson	54-116	.466	25-70	.357	29-40	.725	162	7.7	15-41	.366	7-26	.269	10-13	.769	47	6.7
MILES, Chris	64-98	.653	0-0	.000	25-59	.424	153	7.3	20-32	.625	0-0	.000	9-23	.391	49	7.0
MORGAN, JR, Lamont	35-67	.522	13-25	.520	17-29	.586	100	4.8	17-27	.630	5-8	.625	4-8	.500	43	6.1
ABOUO, Charles	22-53	.415	6-16	.375	22-30	.733	72	3.4	7-15	.467	3-6	.500	1-2	.500	18	2.6
ROSE, Archie	7-22	.318	2-5	.400	21-25	.840	37	2.8	3-12	.250	0-3	.000	6-6	1.000	12	2.4
MACGREGOR, Gavin	17-26	.654	0-0	.000	16-28	.571	50	2.8	13-18	.722	0-0	.000	1-7	.143	27	4.5
HARTSOCK, Noah	12-22	.545	0-0	.000	10-15	.667	34	2.3	4-8	.500	0-0	.000	4-7	.571	12	2.0
ANDERSON, James	16-28	.571	0-0	.000	2-7	.286	34	2.1	6-9	.667	0-0	.000	0-2	.000	12	2.4
PINEGAR, Matthew	1-6	.167	0-5	.000	0-0	.000	2	0.2	0-0	.000	0-0	.000	0-0	.000	0	0.0
Totals	616-1225	.503	161-425	.379	288-409	.704	1681	80.0	205-413	.496	53-138	.384	77-115	.670	540	77.1
Opponent	492-1199	.410	119-391	.304	299-433	.691	1402	66.8	165-388	.425	41-124	.331	132-181	.729	503	71.9

TOTALS	Overall Statistics										Conference Statistics									
	o-reb	d-reb	total	pf	fo	a	to	a/to	hi pts	o-reb	d-reb	total	pf	fo	a	to	a/to	hi pts		
CUMMARD, Lee	33	99	132	53	2	71	33	2.2	36	9	40	49	17	1	25	11	2.3	23		
TAVERNARI, Jonathan	26	120	146	47	0	43	31	1.4	25	8	33	41	19	0	10	12	0.8	21		
FREDETTE, Jimmer	13	44	57	25	0	96	56	1.7	28	4	22	26	10	0	33	20	1.7	28		
EMERY, Jackson	8	76	84	49	3	66	24	2.8	15	2	28	30	15	1	20	6	3.3	11		
MILES, Chris	26	54	80	59	2	30	33	0.9	24	9	15	24	20	0	10	14	0.7	14		
MORGAN, JR, Lamont	8	29	37	29	0	38	35	1.1	12	5	7	12	13	0	17	7	2.4	12		
ABOUO, Charles	7	36	43	24	1	11	18	0.6	10	1	6	7	9	0	1	6	0.2	8		
ROSE, Archie	12	19	31	16	0	3	6	0.5	11	3	6	9	8	0	2	4	0.5	8		
MACGREGOR, Gavin	17	27	44	39	2	2	7	0.3	11	10	9	19	14	0	0	1	0.0	11		
HARTSOCK, Noah	11	15	26	20	0	4	3	1.3	11	4	3	7	7	0	2	0	0.0	11		
ANDERSON, James	9	12	21	30	0	3	2	1.5	10	2	1	3	12	0	0	1	0.0	4		
PINEGAR, Matthew	0	2	2	1	0	1	6	0.2	2	0	0	0	0	0	0	2	0.0	0		
Totals	196	576	772	392	10	368	254	1.4	94	63	184	247	144	2	120	84	1.4	88		
Opponent	204	479	683	375	6	246	301	0.8	94	67	166	233	110	0	79	93	0.8	94		

BYU Cougars Team Game-by-Game (as of Jan 31, 2009)
All games

TEAM STATISTICS

Opponent	Date	Score		Total		3-Pointers		Free throws		Rebounds				pf	a	t/o	blk	stl	pts	avg
				fg-fga	pct	3fg-fga	pct	ft-fta	pct	off	def	tot	avg							
LONG BEACH STATE	11/14/08	75-65	W	26-60	.433	6-23	.261	17-27	.630	10	33	43	43.0	14	17	11	5	3	75	75.0
at Pepperdine	11/18/08	82-53	W	26-50	.520	6-21	.286	24-28	.857	9	27	36	39.5	17	19	16	2	10	82	78.5
NORTH FLORIDA	11/20/08	74-41	W	31-62	.500	8-22	.364	4-10	.400	12	33	45	41.3	15	21	10	3	6	74	77.0
RICE	11/21/08	83-52	W	30-54	.556	12-22	.545	11-16	.688	8	23	31	38.8	17	22	11	1	9	83	78.5
CAL POLY	11/22/08	76-64	W	33-63	.524	3-15	.200	7-8	.875	11	33	44	39.8	17	18	16	3	4	76	78.0
at Idaho State	11-29-08	85-65	W	30-53	.566	8-21	.381	17-23	.739	8	25	33	38.7	21	18	11	2	11	85	79.2
at Weber State	12-03-08	92-62	W	35-61	.574	11-25	.440	11-13	.846	9	27	36	38.3	18	20	6	2	5	92	81.0
vs Utah State	12/06/08	68-63	W	22-53	.415	8-19	.421	16-24	.667	7	20	27	36.9	18	14	9	6	12	68	79.4
BOISE STATE	12/10/08	94-56	W	35-66	.530	10-18	.556	14-23	.609	9	31	40	37.2	12	17	10	9	12	94	81.0
PORTLAND PILOTS	12/13/08	91-76	W	29-47	.617	8-18	.444	25-33	.758	8	23	31	36.6	20	18	17	2	6	91	82.0
vs Arizona State	12-20-08	75-76	L	26-52	.500	10-26	.385	13-19	.684	8	23	31	36.1	26	19	16	2	8	75	81.4
at Tulsa	12/30/08	74-68	W	28-53	.528	3-12	.250	15-21	.714	7	32	39	36.3	16	9	13	3	6	74	80.8
WAKE FOREST	1/3/09	87-94	L	31-77	.403	10-32	.313	15-20	.750	17	29	46	37.1	28	21	13	0	6	87	81.2
WESTERN OREGON	1/6/09	85-64	W	29-61	.475	5-13	.385	22-29	.759	10	33	43	37.5	9	15	11	5	11	85	81.5
at Colorado State	1/10/09	86-60	W	36-63	.571	10-19	.526	4-8	.500	10	28	38	37.5	22	16	16	5	10	86	81.8
TCU HORNED FROGS	1/13/09	73-61	W	28-58	.483	4-18	.222	13-19	.684	10	28	38	37.6	21	18	8	3	5	73	81.2
at New Mexico	01/17/09	62-81	L	21-54	.389	6-21	.286	14-21	.667	11	24	35	37.4	17	12	14	3	5	62	80.1
UNLV	1/21/09	70-76	L	25-63	.397	7-21	.333	13-16	.813	13	20	33	37.2	18	12	13	2	6	70	79.6
SAN DIEGO STATE	1/24/09	77-71	W	28-50	.560	11-21	.524	10-12	.833	6	29	35	37.1	16	22	17	4	4	77	79.4
at Utah	01/27/09	88-94	Lot	33-65	.508	9-21	.429	13-22	.591	6	26	32	36.8	28	20	9	3	11	88	79.8
WYOMING	1/31/09	84-60	W	34-60	.567	6-17	.353	10-17	.588	7	29	36	36.8	22	20	7	4	8	84	80.0
BYU Cougars		1681		616-1225	.503	161-425	.379	288-409	.704	196	576	772	36.8	392	368	254	69	158	1681	80.0
Opponents		1402		492-1199	.410	119-391	.304	299-433	.691	204	479	683	32.5	375	246	301	41	116	1402	66.8

Games played: 21
Points/game: 80.0
FG Pct: 50.3
3FG Pct: 37.9
FT Pct: 70.4

Rebounds/game: 36.8
Assists/game: 17.5
Turnovers/game: 12.1
Assist/turnover ratio: 1.4
Steals/game: 7.5
Blocks/game: 3.3

BYU Cougars Opponent Game-by-Game (as of Jan 31, 2009)
All games

OPPONENT STATISTICS

Opponent	Date	Score		Total		3-Pointers		Free throws		Rebounds				pf	a	t/o	blk	stl	pts	avg
				fg-fga	pct	3fg-fga	pct	ft-fta	pct	off	def	tot	avg							
LONG BEACH STATE	11/14/08	75-65	W	25-61	.410	8-22	.364	7-14	.500	7	29	36	36.0	19	15	10	1	6	65	65.0
at Pepperdine	11/18/08	82-53	W	19-53	.358	5-14	.357	10-13	.769	8	16	24	30.0	24	10	18	1	7	53	59.0
NORTH FLORIDA	11/20/08	74-41	W	16-52	.308	3-14	.214	6-9	.667	5	22	27	29.0	14	6	16	0	8	41	53.0
RICE	11/21/08	83-52	W	20-52	.385	6-20	.300	6-10	.600	9	19	28	28.8	15	9	18	1	6	52	52.8
CAL POLY	11/22/08	76-64	W	23-59	.390	6-19	.316	12-16	.750	6	20	26	28.2	16	13	12	3	7	64	55.0
at Idaho State	11-29-08	85-65	W	23-56	.411	5-14	.357	14-26	.538	14	17	31	28.7	18	15	13	0	4	65	56.7
at Weber State	12-03-08	92-62	W	21-46	.457	5-19	.263	15-23	.652	2	19	21	27.6	18	7	15	2	1	62	57.4
vs Utah State	12/06/08	68-63	W	21-52	.404	5-22	.227	16-19	.842	14	25	39	29.0	20	15	17	2	5	63	58.1
BOISE STATE	12/10/08	94-56	W	23-66	.348	4-20	.200	6-10	.600	16	27	43	30.6	19	14	25	2	3	56	57.9
PORTLAND PILOTS	12/13/08	91-76	W	28-61	.459	10-26	.385	10-15	.667	12	15	27	30.2	26	15	15	1	7	76	59.7
vs Arizona State	12-20-08	75-76	L	25-52	.481	5-17	.294	21-31	.677	11	21	32	30.4	18	15	14	2	8	76	61.2
at Tulsa	12/30/08	74-68	W	26-72	.361	4-21	.190	12-17	.706	15	23	38	31.0	17	8	7	2	8	68	61.8
WAKE FOREST	1/3/09	87-94	L	32-64	.500	5-16	.313	25-36	.694	9	33	42	31.8	21	14	13	6	6	94	64.2
WESTERN OREGON	1/6/09	85-64	W	25-65	.385	7-23	.304	7-13	.538	9	27	36	32.1	20	11	15	4	6	64	64.2
at Colorado State	1/10/09	86-60	W	20-58	.345	3-16	.188	17-24	.708	13	20	33	32.2	11	5	19	4	7	60	63.9
TCU HORNED FROGS	1/13/09	73-61	W	22-54	.407	6-21	.286	11-21	.524	9	25	34	32.3	19	9	11	0	2	61	63.8
at New Mexico	01/17/09	62-81	L	26-58	.448	7-18	.389	22-25	.880	9	25	34	32.4	18	14	7	4	4	81	64.8
UNLV	1/21/09	70-76	L	25-52	.481	5-14	.357	21-29	.724	10	27	37	32.7	15	11	15	3	9	76	65.4
SAN DIEGO STATE	1/24/09	77-71	W	26-59	.441	7-14	.500	12-17	.706	8	16	24	32.2	15	14	9	1	8	71	65.7
at Utah	01/27/09	88-94	Lot	28-56	.500	7-22	.318	31-40	.775	9	31	40	32.6	18	15	15	2	3	94	67.1
WYOMING	1/31/09	84-60	W	18-51	.353	6-19	.316	18-25	.720	9	22	31	32.5	14	11	17	0	1	60	66.8
Opponents		1402		492-1199	.410	119-391	.304	299-433	.691	204	479	683	32.5	375	246	301	41	116	1402	66.8
BYU Cougars		1681		616-1225	.503	161-425	.379	288-409	.704	196	576	772	36.8	392	368	254	69	158	1681	80.0

Games played: 21
Points/game: 66.8
FG Pct: 41.0
3FG Pct: 30.4
FT Pct: 69.1

Rebounds/game: 32.5
Assists/game: 11.7
Turnovers/game: 14.3
Assist/turnover ratio: 0.8
Steals/game: 5.5
Blocks/game: 2.0

BYU Cougars Points-Rebounds-Assists (as of Jan 31, 2009)
All games

Opponent	Date	Score		01	02	04	05	15	20	30
				ABOUO,CHAR	MORGAN,JR,	EMERY,JACK	ROSE,ARCHI	ANDERSON,J	PINEGAR,MA	CUMMARD,LE
LONG BEACH STATE	11/14/08	75-65	w	0-2-0	0-3-2	3-5-3	DNP	DNP	DNP	36-11-4
at Pepperdine	11/18/08	82-53	w	9-2-1	0-3-2	9-2-9	DNP	0-1-0	0-0-0	13-5-1
NORTH FLORIDA	11/20/08	74-41	w	9-4-1	4-1-2	8-1-5	DNP	2-5-0	2-2-1	7-12-1
RICE	11/21/08	83-52	w	9-2-2	10-0-4	8-5-3	DNP	4-2-0	0-0-0	13-1-3
CAL POLY	11/22/08	76-64	w	3-4-1	3-1-1	9-3-3	DNP	0-1-0	DNP	28-9-2
at Idaho State	11-29-08	85-65	w	3-3-0	2-3-1	15-4-2	DNP	0-1-0	0-0-0	17-4-3
at Weber State	12-03-08	92-62	w	2-2-1	9-2-1	6-2-2	0-6-0	6-1-0	0-0-0	30-4-3
vs Utah State	12/06/08	68-63	w	0-0-0	0-1-0	9-6-3	0-0-0	0-0-0	DNP	6-1-6
BOISE STATE	12/10/08	94-56	w	3-0-0	8-2-2	14-2-2	3-5-1	10-7-2	0-0-0	20-7-4
PORTLAND PILOTS	12/13/08	91-76	w	1-0-0	7-1-1	10-5-4	5-2-0	0-0-1	0-0-0	12-8-5
vs Arizona State	12-20-08	75-76	L	0-2-1	0-2-0	5-3-3	6-5-0	DNP	DNP	13-6-6
at Tulsa	12/30/08	74-68	w	1-6-1	2-1-0	5-6-1	0-1-0	DNP	DNP	26-2-2
WAKE FOREST	1/3/09	87-94	L	10-5-1	0-4-2	13-5-3	0-0-0	0-0-0	DNP	17-8-3
WESTERN OREGON	1/6/09	85-64	w	4-4-1	12-1-3	1-5-3	11-3-0	0-0-0	0-0-0	12-5-3
at Colorado State	1/10/09	86-60	w	8-4-0	11-3-3	8-3-3	4-3-1	0-0-0	0-0-0	18-8-2
TCU HORNED FROGS	1/13/09	73-61	w	0-0-0	1-5-1	11-5-4	8-4-1	DNP	DNP	22-7-3
at New Mexico	01/17/09	62-81	L	3-0-0	5-0-1	1-6-2	0-1-0	0-0-0	DNP	7-6-3
UNLV	1/21/09	70-76	L	3-0-1	4-0-1	11-4-4	DNP	DNP	DNP	10-2-4
SAN DIEGO STATE	1/24/09	77-71	w	2-0-0	12-0-5	9-5-2	DNP	4-1-0	DNP	16-10-6
at Utah	01/27/09	88-94	L	0-0-0	5-1-2	7-6-3	0-0-0	4-1-0	DNP	23-7-3
WYOMING	1/31/09	84-60	w	2-3-0	5-3-4	0-1-2	0-1-0	4-1-0	DNP	17-9-4

Opponent	Date	Score		32	34	45	53	54
				FREDETTE,J	HARTSOCK,N	TAVERNARI,	MACGREGOR,	MILES,CHRI
LONG BEACH STATE	11/14/08	75-65	w	8-3-3	0-2-0	19-7-5	0-0-0	9-6-0
at Pepperdine	11/18/08	82-53	w	16-1-5	6-2-0	17-10-1	2-0-0	10-3-0
NORTH FLORIDA	11/20/08	74-41	w	4-1-6	4-4-0	25-5-4	0-4-0	9-3-1
RICE	11/21/08	83-52	w	13-4-5	4-5-0	18-5-1	1-0-1	3-5-3
CAL POLY	11/22/08	76-64	w	9-2-5	0-2-2	0-10-3	DNP	24-6-1
at Idaho State	11-29-08	85-65	w	19-4-6	DNP	23-6-4	2-2-0	4-5-2
at Weber State	12-03-08	92-62	w	18-2-7	DNP	11-7-6	2-2-0	8-3-0
vs Utah State	12/06/08	68-63	w	16-5-2	DNP	24-9-1	7-2-1	6-1-1
BOISE STATE	12/10/08	94-56	w	23-0-2	DNP	13-8-2	DNP	0-4-2
PORTLAND PILOTS	12/13/08	91-76	w	17-3-3	1-0-0	25-6-0	1-1-0	12-3-4
vs Arizona State	12-20-08	75-76	L	16-0-4	DNP	24-4-4	4-4-0	7-2-1
at Tulsa	12/30/08	74-68	w	13-1-2	0-0-0	20-10-1	0-3-0	7-7-2
WAKE FOREST	1/3/09	87-94	L	23-2-9	0-0-0	18-9-0	4-5-0	2-4-3
WESTERN OREGON	1/6/09	85-64	w	13-3-4	7-4-0	22-9-1	0-2-0	3-4-0
at Colorado State	1/10/09	86-60	w	15-3-4	1-1-0	7-5-1	8-4-0	6-3-2
TCU HORNED FROGS	1/13/09	73-61	w	11-4-6	DNP	14-2-1	4-5-0	2-1-2
at New Mexico	01/17/09	62-81	L	15-3-4	0-0-0	13-6-2	11-7-0	7-3-0
UNLV	1/21/09	70-76	L	19-4-1	0-1-0	21-13-1	2-1-0	0-6-0
SAN DIEGO STATE	1/24/09	77-71	w	8-6-4	0-1-1	16-4-3	2-2-0	8-1-1
at Utah	01/27/09	88-94	L	21-4-10	0-0-0	14-6-0	0-0-0	14-6-2
WYOMING	1/31/09	84-60	w	28-2-4	11-4-1	5-5-2	DNP	12-4-3

BYU Cougars Game-by-Game Highs (as of Jan 31, 2009)
All games

Opponent	Date	Score	Points	Rebounds	Assists	Steals	Blocked shots
LONG BEACH STATE	11/14/08	75-65	36-CUMMARD, Lee	11-CUMMARD, Lee	5-TAVERNARI, Jonat	2-CUMMARD, Lee	4-CUMMARD, Lee
at Pepperdine	11/18/08	82-53	17-TAVERNARI, Jona	10-TAVERNARI, Jona	9-EMERY, Jackson	3-TAVERNARI, Jonat	1-ABOUO, Charles TAVERNARI, Jonat
NORTH FLORIDA	11/20/08	74-41	25-TAVERNARI, Jona	12-CUMMARD, Lee	6-FREDETTE, Jimme	3-FREDETTE, Jimme	3-ANDERSON, Jame
RICE	11/21/08	83-52	18-TAVERNARI, Jona	5-HARTSOCK, Noah EMERY, Jackson MILES, Chris TAVERNARI, Jonat	5-FREDETTE, Jimme	3-FREDETTE, Jimme TAVERNARI, Jonat	1-CUMMARD, Lee
CAL POLY	11/22/08	76-64	28-CUMMARD, Lee	10-TAVERNARI, Jona	5-FREDETTE, Jimme	1-TAVERNARI, Jonat MILES, Chris EMERY, Jackson MORGAN, JR., Lam	2-MILES, Chris
at Idaho State	11-29-08	85-65	23-TAVERNARI, Jona	6-TAVERNARI, Jonat	6-FREDETTE, Jimme	3-CUMMARD, Lee EMERY, Jackson	1-CUMMARD, Lee MILES, Chris
at Weber State	12-03-08	92-62	30-CUMMARD, Lee	7-TAVERNARI, Jonat	7-FREDETTE, Jimme	2-EMERY, Jackson	2-MILES, Chris
vs Utah State	12/06/08	68-63	24-TAVERNARI, Jona	9-TAVERNARI, Jonat	6-CUMMARD, Lee	5-EMERY, Jackson	2-MACGREGOR, Ga
BOISE STATE	12/10/08	94-56	23-FREDETTE, Jimm	8-TAVERNARI, Jonat	4-CUMMARD, Lee	4-FREDETTE, Jimme	5-ANDERSON, Jame
PORTLAND PILOTS	12/13/08	91-76	25-TAVERNARI, Jona	8-CUMMARD, Lee	5-CUMMARD, Lee	2-MILES, Chris FREDETTE, Jimmer	1-EMERY, Jackson MACGREGOR, Gav
vs Arizona State	12-20-08	75-76	24-TAVERNARI, Jona	6-CUMMARD, Lee	6-CUMMARD, Lee	2-EMERY, Jackson FREDETTE, Jimmer	1-CUMMARD, Lee TAVERNARI, Jonat
at Tulsa	12/30/08	74-68	26-CUMMARD, Lee	10-TAVERNARI, Jona	2-MILES, Chris CUMMARD, Lee FREDETTE, Jimmer	4-TAVERNARI, Jonat	1-TAVERNARI, Jonat EMERY, Jackson CUMMARD, Lee
WAKE FOREST	1/3/09	87-94	23-FREDETTE, Jimm	9-TAVERNARI, Jonat	9-FREDETTE, Jimme	2-FREDETTE, Jimme EMERY, Jackson	None
WESTERN OREGON	1/6/09	85-64	22-TAVERNARI, Jona	9-TAVERNARI, Jonat	4-FREDETTE, Jimme	3-TAVERNARI, Jonat	3-HARTSOCK, Noah
at Colorado State	1/10/09	86-60	18-CUMMARD, Lee	8-CUMMARD, Lee	4-FREDETTE, Jimme	2-EMERY, Jackson FREDETTE, Jimmer MILES, Chris	2-MILES, Chris
TCU HORNED FROGS	1/13/09	73-61	22-CUMMARD, Lee	7-CUMMARD, Lee	6-FREDETTE, Jimme	2-TAVERNARI, Jonat	1-TAVERNARI, Jonat EMERY, Jackson MILES, Chris
at New Mexico	01/17/09	62-81	15-FREDETTE, Jimm	7-MACGREGOR, Ga	4-FREDETTE, Jimme	2-CUMMARD, Lee	1-FREDETTE, Jimme MILES, Chris CUMMARD, Lee
UNLV	1/21/09	70-76	21-TAVERNARI, Jona	13-TAVERNARI, Jona	4-CUMMARD, Lee EMERY, Jackson	5-TAVERNARI, Jonat	2-CUMMARD, Lee
SAN DIEGO STATE	1/24/09	77-71	16-CUMMARD, Lee TAVERNARI, Jonat	10-CUMMARD, Lee	6-CUMMARD, Lee	1-FREDETTE, Jimme TAVERNARI, Jonat EMERY, Jackson HARTSOCK, Noah	2-ANDERSON, Jame
at Utah	01/27/09	88-94	23-CUMMARD, Lee	7-CUMMARD, Lee	10-FREDETTE, Jimm	3-CUMMARD, Lee MILES, Chris	1-FREDETTE, Jimme EMERY, Jackson CUMMARD, Lee
WYOMING	1/31/09	84-60	28-FREDETTE, Jimm	9-CUMMARD, Lee	4-FREDETTE, Jimme MORGAN, JR., Lam CUMMARD, Lee	2-FREDETTE, Jimme MILES, Chris TAVERNARI, Jonat	2-CUMMARD, Lee

BYU Cougars Team High/Low Analysis (as of Jan 31, 2009)
All games

BYU Cougars - TEAM GAME HIGHS

POINTS	94		BOISE STATE (12/10/08)
	92		at Weber State (12-03-08)
	91		PORTLAND PILOTS (12/13/08)
	88		at Utah (01/27/09)
	87		WAKE FOREST (1/3/09)
FIELD GOALS MADE	36		at Colorado State (1/10/09)
	35		BOISE STATE (12/10/08)
	35		at Weber State (12-03-08)
FIELD GOAL ATTEMPTS	77		WAKE FOREST (1/3/09)
	66		BOISE STATE (12/10/08)
FIELD GOAL PERCENTAGE	.617	(29-47)	PORTLAND PILOTS (12/13/08)
	.574	(35-61)	at Weber State (12-03-08)
3 PT FIELD GOALS MADE	12		RICE (11/21/08)
	11		SAN DIEGO STATE (1/24/09)
	11		at Weber State (12-03-08)
3 PT FG ATTEMPTS	32		WAKE FOREST (1/3/09)
	26		vs Arizona State (12-20-08)
3 PT FG PERCENTAGE	.556	(10-18)	BOISE STATE (12/10/08)
	.545	(12-22)	RICE (11/21/08)
FREE THROWS MADE	25		PORTLAND PILOTS (12/13/08)
	24		at Pepperdine (11/18/08)
FREE THROW ATTEMPTS	33		PORTLAND PILOTS (12/13/08)
	29		WESTERN OREGON (1/6/09)
FREE THROW PERCENTAGE	.875	(7-8)	CAL POLY (11/22/08)
	.857	(24-28)	at Pepperdine (11/18/08)
REBOUNDS	46		WAKE FOREST (1/3/09)
	45		NORTH FLORIDA (11/20/08)
ASSISTS	22		SAN DIEGO STATE (1/24/09)
	22		RICE (11/21/08)
STEALS	12		BOISE STATE (12/10/08)
	12		vs Utah State (12/06/08)
BLOCKED SHOTS	9		BOISE STATE (12/10/08)
	6		vs Utah State (12/06/08)
TURNOVERS	17		SAN DIEGO STATE (1/24/09)
	17		PORTLAND PILOTS (12/13/08)
FOULS	28		at Utah (01/27/09)
	28		WAKE FOREST (1/3/09)

BYU Cougars High/Low Analysis (as of Jan 31, 2009)
All games

Opponent - GAME HIGHS

POINTS	94		at Utah (01/27/09)
	94		WAKE FOREST (1/3/09)
	81		at New Mexico (01/17/09)
	76		UNLV (1/21/09)
	76		vs Arizona State (12-20-08)
FIELD GOALS MADE	76		PORTLAND PILOTS (12/13/08)
	32		WAKE FOREST (1/3/09)
	28		at Utah (01/27/09)
FIELD GOAL ATTEMPTS	28		PORTLAND PILOTS (12/13/08)
	72		at Tulsa (12/30/08)
FIELD GOAL PERCENTAGE	66		BOISE STATE (12/10/08)
	.500	(32-64)	WAKE FOREST (1/3/09)
3 PT FIELD GOALS MADE	.500	(28-56)	at Utah (01/27/09)
	10		PORTLAND PILOTS (12/13/08)
3 PT FG ATTEMPTS	8		LONG BEACH STATE (11/14/08)
	26		PORTLAND PILOTS (12/13/08)
3 PT FG PERCENTAGE	23		WESTERN OREGON (1/6/09)
	.500	(7-14)	SAN DIEGO STATE (1/24/09)
FREE THROWS MADE	.389	(7-18)	at New Mexico (01/17/09)
	31		at Utah (01/27/09)
FREE THROW ATTEMPTS	25		WAKE FOREST (1/3/09)
	40		at Utah (01/27/09)
FREE THROW PERCENTAGE	36		WAKE FOREST (1/3/09)
	.880	(22-25)	at New Mexico (01/17/09)
REBOUNDS	.842	(16-19)	vs Utah State (12/06/08)
	43		BOISE STATE (12/10/08)
ASSISTS	42		WAKE FOREST (1/3/09)
	15		at Utah (01/27/09)
	15		vs Arizona State (12-20-08)
	15		PORTLAND PILOTS (12/13/08)
	15		vs Utah State (12/06/08)
	15		at Idaho State (11-29-08)
STEALS	15		LONG BEACH STATE (11/14/08)
	9		UNLV (1/21/09)
	8		SAN DIEGO STATE (1/24/09)
	8		at Tulsa (12/30/08)
BLOCKED SHOTS	8		vs Arizona State (12-20-08)
	8		NORTH FLORIDA (11/20/08)
	6		WAKE FOREST (1/3/09)
	4		at New Mexico (01/17/09)
	4		at Colorado State (1/10/09)
TURNOVERS	4		WESTERN OREGON (1/6/09)
	25		BOISE STATE (12/10/08)
FOULS	19		at Colorado State (1/10/09)
	26		PORTLAND PILOTS (12/13/08)
	24		at Pepperdine (11/18/08)

BYU Cougars High/Low Analysis (as of Jan 31, 2009)
All games

BYU Cougars - GAME LOWS

POINTS	62		at New Mexico (01/17/09)
	68		vs Utah State (12/06/08)
	70		UNLV (1/21/09)
	73		TCU HORNED FROGS (1/13/09)
	74		NORTH FLORIDA (11/20/08)
	74		at Tulsa (12/30/08)
FIELD GOALS MADE	21		at New Mexico (01/17/09)
	22		vs Utah State (12/06/08)
FIELD GOAL ATTEMPTS	47		PORTLAND PILOTS (12/13/08)
	50		at Pepperdine (11/18/08)
	50		SAN DIEGO STATE (1/24/09)
FIELD GOAL PERCENTAGE	.389	(21-54)	at New Mexico (01/17/09)
	.397	(25-63)	UNLV (1/21/09)
3 PT FIELD GOALS MADE	3		CAL POLY (11/22/08)
	3		at Tulsa (12/30/08)
3 PT FG ATTEMPTS	12		at Tulsa (12/30/08)
	13		WESTERN OREGON (1/6/09)
3 PT FG PERCENTAGE	.200	(3-15)	CAL POLY (11/22/08)
	.222	(4-18)	TCU HORNED FROGS (1/13/09)
FREE THROWS MADE	4		NORTH FLORIDA (11/20/08)
	4		at Colorado State (1/10/09)
FREE THROW ATTEMPTS	8		CAL POLY (11/22/08)
	8		at Colorado State (1/10/09)
FREE THROW PERCENTAGE	.400	(4-10)	NORTH FLORIDA (11/20/08)
	.500	(4-8)	at Colorado State (1/10/09)
REBOUNDS	27		vs Utah State (12/06/08)
	31		RICE (11/21/08)
	31		PORTLAND PILOTS (12/13/08)
	31		vs Arizona State (12-20-08)
ASSISTS	9		at Tulsa (12/30/08)
	12		at New Mexico (01/17/09)
	12		UNLV (1/21/09)
STEALS	3		LONG BEACH STATE (11/14/08)
	4		CAL POLY (11/22/08)
	4		SAN DIEGO STATE (1/24/09)
BLOCKED SHOTS	0		WAKE FOREST (1/3/09)
	1		RICE (11/21/08)
TURNOVERS	6		at Weber State (12-03-08)
	7		WYOMING (1/31/09)
FOULS	9		WESTERN OREGON (1/6/09)
	12		BOISE STATE (12/10/08)

BYU Cougars High/Low Analysis (as of Jan 31, 2009)
All games

Opponent - GAME LOWS

POINTS	41		NORTH FLORIDA (11/20/08)
	52		RICE (11/21/08)
	53		at Pepperdine (11/18/08)
	56		BOISE STATE (12/10/08)
	60		at Colorado State (1/10/09)
	60		WYOMING (1/31/09)
FIELD GOALS MADE	16		NORTH FLORIDA (11/20/08)
	18		WYOMING (1/31/09)
FIELD GOAL ATTEMPTS	46		at Weber State (12-03-08)
	51		WYOMING (1/31/09)
FIELD GOAL PERCENTAGE	.308	(16-52)	NORTH FLORIDA (11/20/08)
	.345	(20-58)	at Colorado State (1/10/09)
3 PT FIELD GOALS MADE	3		NORTH FLORIDA (11/20/08)
	3		at Colorado State (1/10/09)
3 PT FG ATTEMPTS	14		at Pepperdine (11/18/08)
	14		NORTH FLORIDA (11/20/08)
	14		at Idaho State (11-29-08)
	14		UNLV (1/21/09)
	14		SAN DIEGO STATE (1/24/09)
3 PT FG PERCENTAGE	.188	(3-16)	at Colorado State (1/10/09)
	.190	(4-21)	at Tulsa (12/30/08)
FREE THROWS MADE	6		NORTH FLORIDA (11/20/08)
	6		RICE (11/21/08)
	6		BOISE STATE (12/10/08)
FREE THROW ATTEMPTS	9		NORTH FLORIDA (11/20/08)
	10		RICE (11/21/08)
	10		BOISE STATE (12/10/08)
FREE THROW PERCENTAGE	.500	(7-14)	LONG BEACH STATE (11/14/08)
	.524	(11-21)	TCU HORNED FROGS (1/13/09)
REBOUNDS	21		at Weber State (12-03-08)
	24		at Pepperdine (11/18/08)
	24		SAN DIEGO STATE (1/24/09)
ASSISTS	5		at Colorado State (1/10/09)
	6		NORTH FLORIDA (11/20/08)
STEALS	1		at Weber State (12-03-08)
	1		WYOMING (1/31/09)
BLOCKED SHOTS	0		NORTH FLORIDA (11/20/08)
	0		at Idaho State (11-29-08)
	0		TCU HORNED FROGS (1/13/09)
	0		WYOMING (1/31/09)
TURNOVERS	7		at Tulsa (12/30/08)
	7		at New Mexico (01/17/09)
FOULS	11		at Colorado State (1/10/09)
	14		NORTH FLORIDA (11/20/08)
	14		WYOMING (1/31/09)

BYU Cougars Player High/Low Analysis (as of Jan 31, 2009)
All games

BYU Cougars - INDIVIDUAL GAME HIGHS

Points	36		CUMMARD, Lee vs Long Beach State (11/14/08)
	30		CUMMARD, Lee at Weber State (12-03-08)
	28		FREDETTE, Jimmer vs Wyoming (1/31/09)
	28		CUMMARD, Lee vs Cal Poly (11/22/08)
	26		CUMMARD, Lee at Tulsa (12/30/08)
Field Goals Made	13		CUMMARD, Lee vs Cal Poly (11/22/08)
	13		CUMMARD, Lee vs Long Beach State (11/14/08)
Field Goal Att.	22		TAVERNARI, Jonathan vs UNLV (1/21/09)
	21		TAVERNARI, Jonathan vs Long Beach State (11/14/08)
FG Pct (min 5 made)	1.000	(5-5)	MACGREGOR, Gavin at New Mexico (01/17/09)
	.923	(12-13)	CUMMARD, Lee at Weber State (12-03-08)
3-Point FG Made	5		TAVERNARI, Jonathan vs Portland Pilots (12/13/08)
	5		TAVERNARI, Jonathan vs North Florida (11/20/08)
3-Point FG Att.	13		TAVERNARI, Jonathan vs Wake Forest (1/3/09)
	11		TAVERNARI, Jonathan vs Portland Pilots (12/13/08)
3-Pt FG Pct (min 2 made)	1.000	(3-3)	CUMMARD, Lee at Utah (01/27/09)
	1.000	(2-2)	MORGAN, JR., Lamont vs San Diego State (1/24/09)
	1.000	(2-2)	CUMMARD, Lee at Colorado State (1/10/09)
	1.000	(2-2)	MORGAN, JR., Lamont vs Western Oregon (1/6/09)
	1.000	(2-2)	MORGAN, JR., Lamont vs Boise State (12/10/08)
	1.000	(2-2)	CUMMARD, Lee vs Boise State (12/10/08)
	1.000	(2-2)	MORGAN, JR., Lamont vs Rice (11/21/08)
Free Throws Made	8		CUMMARD, Lee at Tulsa (12/30/08)
	7		FREDETTE, Jimmer at Utah (01/27/09)
	7		TAVERNARI, Jonathan vs Utah State (12/06/08)
	7		CUMMARD, Lee vs Long Beach State (11/14/08)
Free Throw Att.	11		MILES, Chris vs Long Beach State (11/14/08)
	10		CUMMARD, Lee at Tulsa (12/30/08)
FT Pct (min 3 made)	1.000	(7-7)	CUMMARD, Lee vs Long Beach State (11/14/08)
	1.000	(6-6)	FREDETTE, Jimmer at New Mexico (01/17/09)
	1.000	(6-6)	ROSE, Archie vs TCU Horned Frogs (1/13/09)
	1.000	(6-6)	ROSE, Archie vs Western Oregon (1/6/09)
	1.000	(6-6)	TAVERNARI, Jonathan vs Portland Pilots (12/13/08)
	1.000	(6-6)	CUMMARD, Lee vs Boise State (12/10/08)
	1.000	(6-6)	ABOUO, Charles at Pepperdine (11/18/08)
	1.000	(4-4)	EMERY, Jackson vs UNLV (1/21/09)
	1.000	(4-4)	TAVERNARI, Jonathan vs UNLV (1/21/09)
	1.000	(4-4)	CUMMARD, Lee at New Mexico (01/17/09)
	1.000	(4-4)	MACGREGOR, Gavin vs Arizona State (12-20-08)
	1.000	(4-4)	MORGAN, JR., Lamont at Weber State (12-03-08)
	1.000	(4-4)	FREDETTE, Jimmer at Idaho State (11-29-08)
	1.000	(4-4)	ABOUO, Charles vs Rice (11/21/08)
	1.000	(3-3)	FREDETTE, Jimmer vs Western Oregon (1/6/09)
	1.000	(3-3)	ABOUO, Charles vs Wake Forest (1/3/09)
	1.000	(3-3)	FREDETTE, Jimmer at Tulsa (12/30/08)
	1.000	(3-3)	CUMMARD, Lee at Pepperdine (11/18/08)
Rebounds	13		TAVERNARI, Jonathan vs UNLV (1/21/09)
	12		CUMMARD, Lee vs North Florida (11/20/08)
Assists	10		FREDETTE, Jimmer at Utah (01/27/09)
	9		FREDETTE, Jimmer vs Wake Forest (1/3/09)
	9		EMERY, Jackson at Pepperdine (11/18/08)
Steals	5		TAVERNARI, Jonathan vs UNLV (1/21/09)
	5		EMERY, Jackson vs Utah State (12/06/08)

Blocked Shots	5	ANDERSON, James vs Boise State (12/10/08)
	4	CUMMARD, Lee vs Long Beach State (11/14/08)
Turnovers	7	CUMMARD, Lee vs Cal Poly (11/22/08)
	6	FREDETTE, Jimmer at Tulsa (12/30/08)
Fouls	5	CUMMARD, Lee at Utah (01/27/09)
	5	EMERY, Jackson at Utah (01/27/09)
	5	MILES, Chris vs Wake Forest (1/3/09)
	5	MACGREGOR, Gavin vs Wake Forest (1/3/09)
	5	ABOUO, Charles vs Wake Forest (1/3/09)
	5	EMERY, Jackson vs Arizona State (12-20-08)
	5	CUMMARD, Lee vs Utah State (12/06/08)
	5	MACGREGOR, Gavin at Weber State (12-03-08)
	5	EMERY, Jackson at Idaho State (11-29-08)
	5	MILES, Chris vs Cal Poly (11/22/08)

BYU Cougars Opponent High/Low Analysis (as of Jan 31, 2009)
All games

OPPONENT INDIVIDUAL GAME HIGHS

Points	32		NEVILL, Luke at Utah (01/27/09)
	30		Teague,Jeff vs Wake Forest (1/3/09)
	30		Harden, James vs Arizona State (12-20-08)
	22		ADAMS, Wink vs UNLV (1/21/09)
	22		Johnson,James vs Wake Forest (1/3/09)
	22		Pendergraph, Jeff vs Arizona State (12-20-08)
	22		Wilkinson, Gary vs Utah State (12/06/08)
	22		Shelton, Titus vs Cal Poly (11/22/08)
Field Goals Made	10		NEVILL, Luke at Utah (01/27/09)
	9		Johnson,James vs Wake Forest (1/3/09)
	9		Pendergraph, Jeff vs Arizona State (12-20-08)
Field Goal Att.	19		UZOH, Ben at Tulsa (12/30/08)
	18		WADE, Lorenzo vs San Diego State (1/24/09)
FG Pct (min 5 made)	.857	(6-7)	RATCLIFF, Stanley vs Western Oregon (1/6/09)
	.857	(6-7)	KNUTSON, Kramer vs Portland Pilots (12/13/08)
3-Point FG Made	4		MARTINEZ, Roman at New Mexico (01/17/09)
	4		KUHNS, Travis vs Western Oregon (1/6/09)
	4		STOHL, Jared vs Portland Pilots (12/13/08)
3-Point FG Att.	8		OGIRRI, Sean vs Wyoming (1/31/09)
	8		LOVELACE, Cameron vs North Florida (11/20/08)
3-Pt FG Pct (min 2 made)	1.000	(2-2)	WILLIAMS, Richie vs San Diego State (1/24/09)
	.750	(3-4)	RAIVIO, Nik vs Portland Pilots (12/13/08)
Free Throws Made	16		Harden, James vs Arizona State (12-20-08)
	12		NEVILL, Luke at Utah (01/27/09)
	12		Teague,Jeff vs Wake Forest (1/3/09)
Free Throw Att.	21		Harden, James vs Arizona State (12-20-08)
	14		NEVILL, Luke at Utah (01/27/09)
	14		Teague,Jeff vs Wake Forest (1/3/09)
FT Pct (min 3 made)	1.000	(7-7)	FARIS, Daniel at New Mexico (01/17/09)
	1.000	(5-5)	WALKER, Marcus at Colorado State (1/10/09)
	1.000	(4-4)	BELLFIELD, Oscar vs UNLV (1/21/09)
	1.000	(4-4)	MCLAUGHLIN, Mike vs Western Oregon (1/6/09)
	1.000	(3-3)	Aminu,AI-Farouq vs Wake Forest (1/3/09)
	1.000	(3-3)	SMEULDERS, Robin vs Portland Pilots (12/13/08)
Rebounds	15		Johnson,James vs Wake Forest (1/3/09)
	14		JORDAN, Jerome at Tulsa (12/30/08)
Assists	9		DRCA, Luka at Utah (01/27/09)
	8		EWING, Brandon vs Wyoming (1/31/09)
Steals	6		UZOH, Ben at Tulsa (12/30/08)
	5		WILLIAMS, Richie vs San Diego State (1/24/09)
	5		Harden, James vs Arizona State (12-20-08)
Blocked Shots	3		Aminu,AI-Farouq vs Wake Forest (1/3/09)
	3		Shelton, Titus vs Cal Poly (11/22/08)
Turnovers	7		Anderson, La'Shard vs Boise State (12/10/08)
	6		BORHA, Lawrence at Utah (01/27/09)
	6		Thomas, Anthony vs Boise State (12/10/08)
	6		Noonan, Paul vs Boise State (12/10/08)
	6		RILEY, Cortez vs North Florida (11/20/08)
Fouls	5		BLOK, Tyler vs Western Oregon (1/6/09)
	5		WHEATLEY, Bishop at Tulsa (12/30/08)
	5		KNUTSON, Kramer vs Portland Pilots (12/13/08)
	5		Wesley, Tai vs Utah State (12/06/08)
	5		Myaer, Jaxon vs Utah State (12/06/08)

BYU Cougars Combined Team Statistics (as of Jan 31, 2009)
Conference games

RECORD:	OVERALL	HOME	AWAY	NEUTRAL
ALL GAMES	4-3	3-1	1-2	0-0
CONFERENCE	4-3	3-1	1-2	0-0
NON-CONFERENCE	0-0	0-0	0-0	0-0

##	Player	gp-gs	min	avg	Total		3-Point		F-Throw		Rebounds			pf	dq	a	to	blk	stl	pts	avg		
					fg-fga	fg%	3fg-fga	3fg%	ft-fa	ft%	off	def	tot									avg	
32	FREDETTE, Jimmer	7-7	225	32.1	40-81	.494	12-33	.364	25-28	.893	4	22	26	3.7	10	0	33	20	2	8	117	16.7	
30	CUMMARD, Lee	7-7	244	34.9	47-81	.580	10-18	.556	9-11	.818	9	40	49	7.0	17	1	25	11	8	6	113	16.1	
45	TAVERNARI, Jonathan	7-7	210	30.0	33-89	.371	16-44	.364	8-8	1.000	8	33	41	5.9	19	0	10	12	2	13	90	12.9	
54	MILES, Chris	7-7	177	25.3	20-32	.625	0-0	.000	9-23	.391	9	15	24	3.4	20	0	10	14	5	7	49	7.0	
04	EMERY, Jackson	7-6	181	25.9	15-41	.366	7-26	.269	10-13	.769	2	28	30	4.3	15	1	20	6	3	8	47	6.7	
02	MORGAN, JR., Lamont	7-0	139	19.9	17-27	.630	5-8	.625	4-8	.500	5	7	12	1.7	13	0	17	7	0	3	43	6.1	
53	MACGREGOR, Gavin	6-0	63	10.5	13-18	.722	0-0	.000	1-7	.143	10	9	19	3.2	14	0	0	1	1	0	27	4.5	
01	ABOUO, Charles	7-1	61	8.7	7-15	.467	3-6	.500	1-2	.500	1	6	7	1.0	9	0	1	6	0	0	18	2.6	
15	ANDERSON, James	5-0	30	6.0	6-9	.667	0-0	.000	0-2	.000	2	1	3	0.6	12	0	0	1	2	1	12	2.4	
05	ROSE, Archie	5-0	43	8.6	3-12	.250	0-3	.000	6-6	1.000	3	6	9	1.8	8	0	2	4	0	0	12	2.4	
34	HARTSOCK, Noah	6-0	49	8.2	4-8	.500	0-0	.000	4-7	.571	4	3	7	1.2	7	0	2	0	1	3	12	2.0	
20	PINEGAR, Matthew	1-0	3	3.0	0-0	.000	0-0	.000	0-0	.000	0	0	0	0.0	0	0	0	2	0	0	0	0.0	
Team											6	14	20										
Total.....		7	1425		205-413	.496	53-138	.384	77-115	.670	63	184	247	35.3	144	2	120	84	24	49	540	77.1	
Opponents.....		7	1425		165-388	.425	41-124	.331	132-181	.729	67	166	233	33.3	110	0	79	93	14	34	503	71.9	

TEAM STATISTICS	BY	OPP	Date	Opponent	Score	Att.
SCORING	540	503	* 1/10/09	at Colorado State	W 86-60	2958
Points per game	77.1	71.9	* 1/13/09	TCU HORNED FROGS	W 73-61	11065
Scoring margin	+5.3	-	* 01/17/09	at New Mexico	L 62-81	15277
FIELD GOALS-ATT	205-413	165-388	* 1/21/09	UNLV	L 70-76	12853
Field goal pct	.496	.425	* 1/24/09	SAN DIEGO STATE	W 77-71	13871
3 POINT FG-ATT	53-138	41-124	* 01/27/09	at Utah	Lot 88-94	12250
3-point FG pct	.384	.331	* 1/31/09	WYOMING	W 84-60	16347
3-pt FG made per game	7.6	5.9	* = Conference game			
FREE THROWS-ATT	77-115	132-181				
Free throw pct	.670	.729				
F-Throws made per game	11.0	18.9				
REBOUNDS	247	233				
Rebounds per game	35.3	33.3				
Rebounding margin	+2.0	-				
ASSISTS	120	79				
Assists per game	17.1	11.3				
TURNOVERS	84	93				
Turnovers per game	12.0	13.3				
Turnover margin	+1.3	-				
Assist/turnover ratio	1.4	0.8				
STEALS	49	34				
Steals per game	7.0	4.9				
BLOCKS	24	14				
Blocks per game	3.4	2.0				
ATTENDANCE	54136	30485				
Home games-Avg/Game	4-13534	3-10162				
Neutral site-Avg/Game	-	0-0				

Score by Periods	1st	2nd	OT	Totals
BYU Cougars	289	234	17	540
Opponents	220	260	23	503

BYU Cougars Combined Team Statistics (as of Jan 31, 2009)
Home games

RECORD:	OVERALL	HOME	AWAY	NEUTRAL
ALL GAMES	10-2	10-2	0-0	0-0
CONFERENCE	3-1	3-1	0-0	0-0
NON-CONFERENCE	7-1	7-1	0-0	0-0

##	Player	gp-gs	min	avg	Total		3-Point		F-Throw		Rebounds			pf	dq	a	to	blk	stl	pts	avg		
					fg-fga	fg%	3fg-fga	3fg%	ft-fga	ft%	off	def	tot										
30	CUMMARD, Lee	12-12	377	31.4	83-155	.535	13-33	.394	31-37	.838	22	67	89	7.4	23	0	42	18	12	7	210	17.5	
45	TAVERNARI, Jonathan	12-12	353	29.4	72-175	.411	34-98	.347	18-22	.818	15	68	83	6.9	26	0	23	14	4	20	196	16.3	
32	FREDETTE, Jimmer	12-11	349	29.1	65-126	.516	15-42	.357	31-37	.838	9	25	34	2.8	11	0	52	30	0	18	176	14.7	
04	EMERY, Jackson	12-11	312	26.0	32-63	.508	15-36	.417	18-22	.818	6	40	46	3.8	24	0	38	15	3	8	97	8.1	
54	MILES, Chris	12-12	257	21.4	37-61	.607	0-0	.000	10-27	.370	14	33	47	3.9	35	2	20	19	6	7	84	7.0	
02	MORGAN,JR, Lamont	12-1	235	19.6	23-41	.561	9-16	.563	11-20	.550	3	18	21	1.8	16	0	28	24	0	7	66	5.5	
05	ROSE, Archie	6-0	68	11.3	4-12	.333	1-3	.333	18-20	.900	9	6	15	2.5	10	0	2	3	0	2	27	4.5	
01	ABOUO, Charles	12-1	163	13.6	16-36	.444	3-9	.333	11-16	.688	2	22	24	2.0	14	1	7	9	0	3	46	3.8	
34	HARTSOCK, Noah	10-0	98	9.8	10-18	.556	0-0	.000	7-11	.636	10	13	23	2.3	15	0	4	2	5	3	27	2.7	
15	ANDERSON, James	9-0	71	7.9	11-20	.550	0-0	.000	2-7	.286	7	10	17	1.9	17	0	3	2	10	2	24	2.7	
53	MACGREGOR, Gavin	9-0	86	9.6	5-10	.500	0-0	.000	4-11	.364	8	12	20	2.2	18	1	1	6	1	1	14	1.6	
20	PINEGAR, Matthew	5-0	31	6.2	1-4	.250	0-3	.000	0-0	.000	0	2	2	0.4	0	0	1	2	0	2	2	0.4	
Team											16	28	44										
Total.....		12	2400		359-721	.498	90-240	.375	161-230	.700	121	344	465	38.8	209	4	221	144	41	80	969	80.8	
Opponents.....		12	2400		283-696	.407	73-228	.320	141-215	.656	109	282	391	32.6	213	3	142	176	22	69	780	65.0	

TEAM STATISTICS	BY	OPP	Date	Opponent	Score	Att.
SCORING	969	780	11/14/08	LONG BEACH STATE	w 75-65	15753
Points per game	80.8	65.0	11/20/08	NORTH FLORIDA	w 74-41	7778
Scoring margin	+15.8	-	11/21/08	RICE	w 83-52	9277
FIELD GOALS-ATT	359-721	283-696	11/22/08	CAL POLY	w 76-64	7782
Field goal pct	.498	.407	12/10/08	BOISE STATE	w 94-56	10506
3 POINT FG-ATT	90-240	73-228	12/13/08	PORTLAND PILOTS	w 91-76	9418
3-point FG pct	.375	.320	1/3/09	WAKE FOREST	L 87-94	23096
3-pt FG made per game	7.5	6.1	1/6/09	WESTERN OREGON	w 85-64	8885
FREE THROWS-ATT	161-230	141-215	* 1/13/09	TCU HORNED FROGS	w 73-61	11065
Free throw pct	.700	.656	* 1/21/09	UNLV	L 70-76	12853
F-Throws made per game	13.4	11.8	* 1/24/09	SAN DIEGO STATE	w 77-71	13871
REBOUNDS	465	391	* 1/31/09	WYOMING	w 84-60	16347
Rebounds per game	38.8	32.6	* = Conference game			
Rebounding margin	+6.2	-				
ASSISTS	221	142				
Assists per game	18.4	11.8				
TURNOVERS	144	176				
Turnovers per game	12.0	14.7				
Turnover margin	+2.7	-				
Assist/turnover ratio	1.5	0.8				
STEALS	80	69				
Steals per game	6.7	5.8				
BLOCKS	41	22				
Blocks per game	3.4	1.8				
ATTENDANCE	146631	0				
Home games-Avg/Game	12-12219	0-0				
Neutral site-Avg/Game	-	0-0				

Score by Periods	1st	2nd	Totals
BYU Cougars	490	479	969
Opponents	354	426	780

BYU Cougars Combined Team Statistics (as of Jan 29, 2009)
Away Neutral

RECORD:	OVERALL	HOME	AWAY	NEUTRAL
ALL GAMES	6-3	0-0	5-2	1-1
CONFERENCE	1-2	0-0	1-2	0-0
NON-CONFERENCE	5-1	0-0	4-0	1-1

##	Player	gp-gs	min	avg	Total		3-Point		F-Throw		Rebounds					pts	avg						
					fg-fga	fg%	3fg-fga	3fg%	ft-fa	ft%	off	def	tot	avg	pf			dq	a	to	blk	stl	
45	TAVERNARI, Jonathan	9-9	294	32.7	60-132	.455	21-60	.350	12-14	.857	11	52	63	7.0	21	0	20	17	4	18	153	17.0	
30	CUMMARD, Lee	9-9	284	31.6	57-94	.606	13-26	.500	26-33	.788	11	32	43	4.8	30	2	29	15	6	12	153	17.0	
32	FREDETTE, Jimmer	9-9	305	33.9	51-105	.486	19-45	.422	28-33	.848	4	19	23	2.6	14	0	44	26	2	10	149	16.6	
54	MILES, Chris	9-9	210	23.3	27-37	.730	0-0	.000	15-32	.469	12	21	33	3.7	24	0	10	14	7	9	69	7.7	
04	EMERY, Jackson	9-9	251	27.9	22-53	.415	10-34	.294	11-18	.611	2	36	38	4.2	25	3	28	9	4	19	65	7.2	
53	MACGREGOR, Gavin	9-0	100	11.1	12-16	.750	0-0	.000	12-17	.706	9	15	24	2.7	21	1	1	1	3	1	36	4.0	
02	MORGAN, JR., Lamont	9-0	150	16.7	12-26	.462	4-9	.444	6-9	.667	5	11	16	1.8	13	0	10	11	0	5	34	3.8	
01	ABOUO, Charles	9-0	101	11.2	6-17	.353	3-7	.429	11-14	.786	5	14	19	2.1	10	0	4	9	2	2	26	2.9	
05	ROSE, Archie	7-0	39	5.6	3-10	.300	1-2	.500	3-5	.600	3	13	16	2.3	6	0	1	3	0	0	10	1.4	
15	ANDERSON, James	7-0	43	6.1	5-8	.625	0-0	.000	0-0	.000	2	2	4	0.6	13	0	0	0	0	1	10	1.4	
34	HARTSOCK, Noah	5-0	38	7.6	2-4	.500	0-0	.000	3-4	.750	1	2	3	0.6	5	0	0	1	0	1	7	1.4	
20	PINEGAR, Matthew	4-0	10	2.5	0-2	.000	0-2	.000	0-0	.000	0	0	0	0.0	1	0	0	4	0	0	0	0.0	
Team											10	15	25										
Total.....		9	1825		257-504	.510	71-185	.384	127-179	.709	75	232	307	34.1	183	6	147	110	28	78	712	79.1	
Opponents.....		9	1825		209-503	.416	46-163	.282	158-218	.725	95	197	292	32.4	162	3	104	125	19	47	622	69.1	

TEAM STATISTICS	BY	OPP	Date	Opponent	Score	Att.
SCORING	712	622	11/18/08	at Pepperdine	W 82-53	1642
Points per game	79.1	69.1	11-29-08	at Idaho State	W 85-65	4374
Scoring margin	+10.0	-	12-03-08	at Weber State	W 92-62	5672
FIELD GOALS-ATT	257-504	209-503	12/06/08	vs Utah State	W 68-63	13890
Field goal pct	.510	.416	12-20-08	vs Arizona State	L 75-76	10431
3 POINT FG-ATT	71-185	46-163	12/30/08	at Tulsa	W 74-68	5545
3-point FG pct	.384	.282	* 1/10/09	at Colorado State	W 86-60	2958
3-pt FG made per game	7.9	5.1	* 01/17/09	at New Mexico	L 62-81	15277
FREE THROWS-ATT	127-179	158-218	* 01/27/09	at Utah	Lot 88-94	12250
Free throw pct	.709	.725	* = Conference game			
F-Throws made per game	14.1	17.6				
REBOUNDS	307	292				
Rebounds per game	34.1	32.4				
Rebounding margin	+1.7	-				
ASSISTS	147	104				
Assists per game	16.3	11.6				
TURNOVERS	110	125				
Turnovers per game	12.2	13.9				
Turnover margin	+1.7	-				
Assist/turnover ratio	1.3	0.8				
STEALS	78	47				
Steals per game	8.7	5.2				
BLOCKS	28	19				
Blocks per game	3.1	2.1				
ATTENDANCE	0	72039				
Home games-Avg/Game	0-0	7-6817				
Neutral site-Avg/Game	-	2-12160				

Score by Periods	1st	2nd	OT	Totals
BYU Cougars	348	347	17	712
Opponents	304	295	23	622

BYU Cougars Combined Team Statistics (as of Jan 31, 2009) Games won

RECORD:	OVERALL	HOME	AWAY	NEUTRAL
ALL GAMES	16-0	10-0	5-0	1-0
CONFERENCE	4-0	3-0	1-0	0-0
NON-CONFERENCE	12-0	7-0	4-0	1-0

##	Player	gp-gs	min	avg	Total		3-Point		F-Throw		Rebounds			pf	dq	a	to	blk	stl	pts	avg		
					fg-fga	fg%	3fg-fga	3fg%	ft-fga	ft%	off	def	tot										
30	CUMMARD, Lee	16-16	487	30.4	114-188	.606	20-45	.444	45-53	.849	26	77	103	6.4	35	1	52	26	13	12	293	18.3	
45	TAVERNARI, Jonathan	16-16	469	29.3	98-222	.441	39-112	.348	24-30	.800	16	92	108	6.8	36	0	36	19	7	30	259	16.2	
32	FREDETTE, Jimmer	16-15	475	29.7	85-163	.521	24-62	.387	37-43	.860	10	34	44	2.8	17	0	68	38	0	22	231	14.4	
04	EMERY, Jackson	16-15	406	25.4	43-78	.551	20-43	.465	19-28	.679	2	58	60	3.8	30	1	51	19	6	19	125	7.8	
54	MILES, Chris	16-16	347	21.7	51-77	.662	0-0	.000	21-43	.488	17	42	59	3.7	42	1	24	21	12	13	123	7.7	
02	MORGAN, JR, Lamont	16-1	327	20.4	29-59	.492	11-22	.500	17-28	.607	8	22	30	1.9	22	0	32	29	0	10	86	5.4	
01	ABOUO, Charles	16-1	211	13.2	17-40	.425	4-12	.333	18-25	.720	5	31	36	2.3	10	0	8	15	2	4	56	3.5	
05	ROSE, Archie	9-0	90	10.0	6-16	.375	1-3	.333	18-21	.857	10	15	25	2.8	12	0	3	5	0	2	31	3.4	
34	HARTSOCK, Noah	11-0	123	11.2	12-21	.571	0-0	.000	10-15	.667	10	15	25	2.3	18	0	4	3	5	4	34	3.1	
15	ANDERSON, James	13-0	103	7.9	14-26	.538	0-0	.000	2-7	.286	9	11	20	1.5	25	0	3	2	10	3	30	2.3	
53	MACGREGOR, Gavin	13-0	121	9.3	10-18	.556	0-0	.000	9-18	.500	9	18	27	2.1	27	1	2	6	4	1	29	2.2	
20	PINEGAR, Matthew	9-0	41	4.6	1-6	.167	0-5	.000	0-0	.000	0	2	2	0.2	1	0	1	6	0	2	2	0.2	
Team											19	37	56										
Total.....		16	3200		480-914	.525	119-304	.391	220-311	.707	141	454	595	37.2	275	4	284	189	59	122	1299	81.2	
Opponents.....		16	3200		356-917	.388	90-304	.296	179-272	.658	156	342	498	31.1	285	6	177	237	24	86	981	61.3	

TEAM STATISTICS	BY	OPP	Date	Opponent	Score	Att.
SCORING	1299	981	11/14/08	LONG BEACH STATE	w 75-65	15753
Points per game	81.2	61.3	11/18/08	at Pepperdine	w 82-53	1642
Scoring margin	+19.9	-	11/20/08	NORTH FLORIDA	w 74-41	7778
FIELD GOALS-ATT	480-914	356-917	11/21/08	RICE	w 83-52	9277
Field goal pct	.525	.388	11/22/08	CAL POLY	w 76-64	7782
3 POINT FG-ATT	119-304	90-304	11-29-08	at Idaho State	w 85-65	4374
3-point FG pct	.391	.296	12-03-08	at Weber State	w 92-62	5672
3-pt FG made per game	7.4	5.6	12/06/08	vs Utah State	w 68-63	13890
FREE THROWS-ATT	220-311	179-272	12/10/08	BOISE STATE	w 94-56	10506
Free throw pct	.707	.658	12/13/08	PORTLAND PILOTS	w 91-76	9418
F-Throws made per game	13.8	11.2	12/30/08	at Tulsa	w 74-68	5545
REBOUNDS	595	498	1/6/09	WESTERN OREGON	w 85-64	8885
Rebounds per game	37.2	31.1	* 1/10/09	at Colorado State	w 86-60	2958
Rebounding margin	+6.1	-	* 1/13/09	TCU HORNED FROGS	w 73-61	11065
ASSISTS	284	177	* 1/24/09	SAN DIEGO STATE	w 77-71	13871
Assists per game	17.8	11.1	* 1/31/09	WYOMING	w 84-60	16347
TURNOVERS	189	237	* = Conference game			
Turnovers per game	11.8	14.8				
Turnover margin	+3.0	-				
Assist/turnover ratio	1.5	0.7				
STEALS	122	86				
Steals per game	7.6	5.4				
BLOCKS	59	24				
Blocks per game	3.7	1.5				
ATTENDANCE	110682	34081				
Home games-Avg/Game	10-11068	5-4038				
Neutral site-Avg/Game	-	1-13890				

Score by Periods	1st	2nd	Totals
BYU Cougars	632	667	1299
Opponents	467	514	981

BYU Cougars Combined Team Statistics (as of Jan 31, 2009) Games lost

RECORD:	OVERALL	HOME	AWAY	NEUTRAL
ALL GAMES	0-5	0-2	0-2	0-1
CONFERENCE	0-3	0-1	0-2	0-0
NON-CONFERENCE	0-2	0-1	0-0	0-1

##	Player	gp-gs	min	avg	Total		3-Point		F-Throw		Rebounds			pf	dq	a	to	blk	stl	pts	avg	
					fg-fga	fg%	3fg-fga	3fg%	ft-fta	ft%	off	def	tot									
32	FREDETTE, Jimmer	5-5	179	35.8	31-68	.456	10-25	.400	22-27	.815	3	10	13	2.6	8	0	28	18	2	6	94	18.8
45	TAVERNARI, Jonathan	5-5	178	35.6	34-85	.400	16-46	.348	6-6	1.000	10	28	38	7.6	11	0	7	12	1	8	90	18.0
30	CUMMARD, Lee	5-5	174	34.8	26-61	.426	6-14	.429	12-17	.706	7	22	29	5.8	18	1	19	7	5	7	70	14.0
04	EMERY, Jackson	5-5	157	31.4	11-38	.289	5-27	.185	10-12	.833	6	18	24	4.8	19	2	15	5	1	8	37	7.4
54	MILES, Chris	5-5	120	24.0	13-21	.619	0-0	.000	4-16	.250	9	12	21	4.2	17	1	6	12	1	3	30	6.0
53	MACGREGOR, Gavin	5-0	65	13.0	7-8	.875	0-0	.000	7-10	.700	8	9	17	3.4	12	1	0	1	0	1	21	4.2
01	ABOUO, Charles	5-0	53	10.6	5-13	.385	2-4	.500	4-5	.800	2	5	7	1.4	14	1	3	3	0	1	16	3.2
02	MORGAN, JR., Lamont	5-0	58	11.6	6-8	.750	2-3	.667	0-1	.000	0	7	7	1.4	7	0	6	6	0	2	14	2.8
05	ROSE, Archie	4-0	17	4.3	1-6	.167	1-2	.500	3-4	.750	2	4	6	1.5	4	0	0	1	0	0	6	1.5
15	ANDERSON, James	3-0	11	3.7	2-2	1.000	0-0	.000	0-0	.000	0	1	1	0.3	5	0	0	0	0	0	4	1.3
34	HARTSOCK, Noah	4-0	13	3.3	0-1	.000	0-0	.000	0-0	.000	1	0	1	0.3	2	0	0	0	0	0	0	0.0
Team											7	6	13									
Total.....		5	1025		136-311	.437	42-121	.347	68-98	.694	55	122	177	35.4	117	6	84	65	10	36	382	76.4
Opponents.....		5	1025		136-282	.482	29-87	.333	120-161	.745	48	137	185	37.0	90	0	69	64	17	30	421	84.2

TEAM STATISTICS	BY	OPP	Date	Opponent	Score	Att.
SCORING	382	421	12-20-08	vs Arizona State	L 75-76	10431
Points per game	76.4	84.2	1/3/09	WAKE FOREST	L 87-94	23096
Scoring margin	-7.8	-	* 01/17/09	at New Mexico	L 62-81	15277
FIELD GOALS-ATT	136-311	136-282	* 1/21/09	UNLV	L 70-76	12853
Field goal pct	.437	.482	* 01/27/09	at Utah	Lot 88-94	12250
3 POINT FG-ATT	42-121	29-87	* = Conference game			
3-point FG pct	.347	.333				
3-pt FG made per game	8.4	5.8				
FREE THROWS-ATT	68-98	120-161				
Free throw pct	.694	.745				
F-Throws made per game	13.6	24.0				
REBOUNDS	177	185				
Rebounds per game	35.4	37.0				
Rebounding margin	-1.6	-				
ASSISTS	84	69				
Assists per game	16.8	13.8				
TURNOVERS	65	64				
Turnovers per game	13.0	12.8				
Turnover margin	-0.2	-				
Assist/turnover ratio	1.3	1.1				
STEALS	36	30				
Steals per game	7.2	6.0				
BLOCKS	10	17				
Blocks per game	2.0	3.4				
ATTENDANCE	35949	37958				
Home games-Avg/Game	2-17974	2-13764				
Neutral site-Avg/Game	-	1-10431				

Score by Periods	1st	2nd	OT	Totals
BYU Cougars	206	159	17	382
Opponents	191	207	23	421