

BYU COUGAR BASKETBALL

Game 9 — BYU vs. Boise State

2008-09 SCHEDULE

NOVEMBER

6 (Thu.)	Concordia University (Exhibition)	96-54 W
11 (Tue.)	Georgetown College (Exhibition)	80-53 W
14 (Fri.)	Long Beach State	75-65 W
18 (Tue.)	@ Pepperdine	82-53 W
20 (Thu.)	North Florida* (BYUTV)	74-41 W
21 (Fri.)	Rice* (BYUTV)	83-52 W
22 (Sat.)	Cal Poly* (BYUTV)	76-64 W
29 (Sat.)	@ Idaho State (BYUTV)	85-65 W

DECEMBER

3 (Wed.)	@ Weber State (KJZZ, BYUTV)	92-62 W
6 (Sat.)	vs. Utah State (KJZZ, BYUTV) (Energy Solutions Arena)	68-63 W
10 (Wed.)	Boise State (The Mtn.)	8 p.m.
13 (Sat.)	Portland (The Mtn.)	8 p.m.
20 (Sat.)	vs. Arizona State* (FSN) (University of Phoenix Stadium)	2:30 p.m.
23 (Tue.)	Western Oregon	7 p.m.
30 (Tue.)	@ Tulsa	7 p.m.

JANUARY

3 (Sat.)	Wake Forest (The Mtn.)	6 p.m.
10 (Sat.)	@ Colorado State (The Mtn.)	1 p.m.
13 (Tue.)	TCU (The Mtn.)	8 p.m.
17 (Sat.)	@ New Mexico (VERSUS)	2 p.m.
21 (Wed.)	UNLV (CBS C)	8 p.m.
24 (Sat.)	San Diego State (The Mtn.)	7 p.m.
27 (Tue.)	@ Utah (The Mtn.)	8 p.m.
31 (Sat.)	Wyoming (The Mtn.)	4 p.m.

FEBRUARY

3 (Tue.)	@Air Force (The Mtn.)	6 p.m.
11 (Wed.)	Colorado State (The Mtn.)	6 p.m.
14 (Sat.)	@ TCU (The Mtn.)	6:30 p.m.
17 (Tue.)	New Mexico (The Mtn.)	8 p.m.
21 (Sat.)	@ UNLV (CBS C)	8 p.m.
24 (Tue.)	@ San Diego State (The Mtn.)	7:30 p.m.
28 (Sat.)	Utah (CBS C)	3 p.m.

MARCH

4 (Wed.)	@ Wyoming (The Mtn.)	6 p.m.
7 (Sat.)	Air Force (The Mtn.)	7 p.m.
11-14	MWC Tournament (Mtn./CBS C/VERSUS) (Thomas & Mack Center in Las Vegas)	

*Basketball Travelers Invitational (Marriott Center)
 ^2008 Stadium Shootout

COUGARS RETURN TO THE MARRIOTT CENTER TO PLAY BOISE STATE

BYU (8-0) men's basketball will look to extend its nation's best home win streak to 52 games when the Cougars take on Boise State on Wednesday at 8 p.m. in the Marriott Center. The game will be the 13th meeting between the teams with BYU owning an 8-4 advantage. The Cougars are coming off a 68-63 victory against Utah State (at Energy Solutions Arena) on Saturday and the Broncos defeated Colorado State 85-76 at home in their last outing. BYU is looking to extend its best start since the 1987-88 season, when the Cougars started 17-0. Saturday's game will be televised live on The Mtn. and can be heard live on the radio beginning with the pregame show at 7 p.m. MT on KSL Newsradio 102.7 FM and 1160 AM out of Salt Lake City or via the Internet at KSL.com.

UP NEXT

BYU will play its second-straight game at the Marriott Center when the Cougars take on Portland on Saturday, Dec. 13. Tipoff is scheduled for 8:05 p.m. and the game will be televised live on The Mtn.

COUGAR QUICK HITS

- At 8-0 BYU is off to its best start since the 1987-88 season.
- BYU extended its nation's-best home winning streak to 51 games with a perfect 3-0 record at the Basketball Travelers Invitational in the Marriott Center. The Cougars went 16-0 at home last year. The streak is the longest in school history.
- Two-time MWC Coach of the Year Dave Rose has guided BYU to three-straight 20-win seasons and three-straight postseason appearances. In his first season the Cougars were 20-9 and made a trip to the NIT. In his second campaign he guided the Cougars to the outright MWC title, a top-25 ranking, a trip to the NCAA Tournament and a 25-9 overall record. Last season he led BYU to a 27-8 overall record, a second-straight outright league title and a trip to the NCAA Tournament. He has the best record through 100 games of any BYU basketball coach.
- BYU has been picked to finish second (five first-place votes) in the MWC preseason poll by the league's media.



BYU GAME #9 FAST FACTS

BYU (8-0)

vs.

Boise State (6-1)

Wednesday, Dec. 10, 2008
 Marriott Center (22,700)
 Provo, Utah
 8 p.m. MT



Coaches..... BYU, Dave Rose (80-26 in fourth season; same overall)
 BSU, Greg Graham (115-83 in 7th season; 133-88 in 8th season overall)
 Series..... BYU leads, 8-4, with Boise State winning the last meeting 73-70 in Boise in 2007
 TV..... Live on The Mtn. (James Bates, Play-by-play; Andy Toolson, game analysis)
 Radio..... KSL Newsradio (102.7 FM/ 1160 AM) and the Cougar Sports Network (7 p.m. MT pregame show — Greg Wrubell, play-by-play; Mark Durrant, game analysis)
 Web..... Live audio and live stats links are available on the basketball schedule page at www.byucougars.com/basketball_m/

2008-09 NUMERICAL ROSTER

POS.	#	NAME	HT.	WT.	YR.	HOMETOWN / LAST TEAM	2008-09 PPG	RPG	NOTE
G/F	1	Charles Abouo	6-5	210	Fr.	Abidjan, Cote d'Ivoire/ Brewster Academy	4.4	2.4	Against Rice scored nine points while adding two boards, two assists
G	2	Lamont Morgan, Jr.	5-10	170	Jr.	Pomona, Calif. / Saddleback CC	3.5	1.8	Scored nine points and grabbed two boards at Weber State
G	4	*Jackson Emery	6-3	185	So.	Alpine, Utah / Lone Peak HS	8.4	3.5	Had nine points, six rebounds and a career-best five steals vs. Utah State
G	5	Archie Rose	6-5	210	Sr.	Nassau, Bahamas / Lee College	0.0	3.0	Secured six rebounds in nine minutes at Weber State
G	10	Michael Loyd, Jr.	6-1	170	So.	Las Vegas, Nev. / Palo Verde HS	-	-	Is redshirting this season
F/C	15	James Anderson	6-10	230	Fr.	Page, Ariz. / Page HS	1.7	1.6	Scored a career-high six points on 3-of-4 shooting at Weber State
G	20	Matt Pinegar	6-0	190	Fr.	Provo, Utah / Timpview HS	0.4	0.4	Posted two points and two rebounds against North Florida
G	30	*Lee Cummar	6-7	190	Sr.	Mesa, Ariz. / Mesa HS	18.8	5.9	Scored 30 points on 12-of-13 shooting at Weber State
G	32	*Jimmer Fredette	6-2	195	So.	Glens Falls, N.Y. / Glens Falls HS	12.9	2.8	Totaled 16 points, five rebounds and two assists against Utah State
F	34	Noah Hartssock	6-8	215	Fr.	Bartlesville, Okla. / Bartlesville HS	2.8	3.0	Grabbed a career-best five boards against Rice
F	35	Michael Boswell	6-9	215	Fr.	Aloha, Ore. / Aloha HS	-	-	Is redshirting this season
G/F	45	*Jonathan Tavernari	6-6	215	Jr.	Sao Bernardo, Brazil / Bishop Gorman HS	17.7	7.4	Against Utah State had 24 points, nine rebounds and four steals
F/C	53	Gavin MacGregor	6-10	240	Sr.	Ridgecrest, Calif. / Burroughs HS	2.0	1.4	Scored a career-high seven points and had two blocks vs. Utah State
F/C	54	*Chris Miles	6-11	235	Jr.	Provo, Utah / Timpview HS	9.1	4.0	Scored a career-high 24 points on 12-of-17 shooting against Cal Poly



BYU SERIES RECORD VS. BOISE STATE

Overall Series Record: BYU leads 8-4
 BYU Record in Provo: 5-1
 BYU Record in Boise: 2-3
 BYU Record at Neutral Sites: 1-0
 BYU Record under Dave Rose: 1-2
 BYU Record in Overtime Games: N/A
 Longest BYU Win Streak: 4 (1976-95, 2000-2006)
 Longest Boise State Win Streak: 2 (1996-97, 2006-2007)
 Largest BYU Margin of Victory: 16, 83-67 in 2000
 Largest Boise State Margin of Victory: 16, 83-67 in 1997
 Most Points Scored by BYU: 90 in 2004-05
 Most Points Scored by Boise State: 83 in 1997

12-01-76	Boise State	76-75	W
12-18-82	at Boise State	68-67	W
12-23-83	Boise State	66-54	W
11-25-95	Boise State	86-71	W
12-13-96	Boise State*	58-65	L
12-06-97	at Boise State	67-83	L
12-21-00	vs. Boise State	83-67	W
12-2-03	at Boise State	75-69	W
12-8-04	Boise State	90-77	W
12-7-05	Boise State	80-77	W
11-29-06	at Boise State	68-72	L
12-29-07	at Boise State	70-73	L

*Cougar Classic

LOOKING AT BOISE STATE

Boise State is off to a 6-1 start this season and has won its last five games. The Broncos are 6-0 at home and 0-1 on the road, losing 82-52 to Siena. Boise State's last two victories have come against MWC opponents Wyoming (86-85) and Colorado State (85-76). Mark Sanchez leads the Broncos in scoring (17.1), rebounding (8.1) and shooting percentage (.595). Paul Noonan (11.6 ppg) and Kurt Cunningham (10.9 ppg) also average double figure scoring totals. Boise State is shooting 49.3 percent from the field while limiting opponents to 39.9 percent shooting. The Cougars and Broncos have played one common opponent this season in Idaho State. BYU defeated Idaho State, 85-65 on the road, while Idaho State won at home 92-84 in double overtime.

BOISE STATE'S PROBABLE STARTERS

Pos.	#	Name	Ht.	Wt.	Yr.	PPG	RPG
G	11	Anthony Thomas	6-0	205	Jr.	9.1	2.1
G	12	Aaron Garner	6-3	175	Sr.	6.0	1.3
F	25	Paul Noonan	6-7	210	So.	11.6	4.3
F	43	Mark Sanchez	6-7	235	Sr.	17.1	8.1
C	50	Kurt Cunningham	6-9	265	Jr.	10.9	3.4

BOISE STATE'S LAST OUTING — BRONCOS REMAIN UNDEFEATED AT HOME WITH 85-76 WIN OVER COLORADO STATE

BOISE, Idaho [AP] - Boise State center Kurt Cunningham scored 18 points and five of his teammates also scored in double figures as the Broncos beat Colorado State 85-76 on Saturday night. Mark Sanchez added 16 points and a team-high 10 rebounds. Paul Noonan had 13 points, Aaron Garner and Ike Okoye 11 apiece and La'Shard Anderson 10 for the Broncos (6-1). Dan Vandervieren paced Colorado State (3-5) with 15 points and 12 rebounds. Marcus Walker scored 13 points and Josh Simmons and Willis Gardner each had 10. Boise State improved to 6-0 at home this season and is off to its best start since the 2003-04 season, when the Broncos won eight of their first nine. The victory was the second straight over an opponent from the Mountain West Conference, while Colorado State dropped its second straight to a team from the Western Athletic Conference. Colorado State lost to Nevada 82-76 on Tuesday, while Boise State defeated Wyoming 86-85 on Wednesday.

SERIES NOTES

Saturday's game will mark the 13th meeting between BYU and Boise State, a series that dates back to Dec. 1, 1976. The Cougars lead the all-time series 8-4 but Boise State won the last meeting 73-70 in Boise on Dec. 29, 2007. The Broncos also won on Nov. 29, 2006 by a score of 72-68. Prior to the two losses BYU had won four straight in the series. The Cougars have won the last two meetings between the teams in Provo, including 80-77 in 2005 and 90-77 in 2004.

COMPARING THE STATS — BYU VS. BOISE STATE

Season Averages Overall	BYU	BSU
Points Scored/Game	79.4	78.7
Points Allowed/Game	58.1	73.6
Rebounds/Game	36.9	36.9
Assists/Game	18.6	16.3
Steals/Game	7.5	6.9
Blocks/Game	3.0	5.9
Turnovers	11.3	11.2
FG Percentage	.511	.493
FG Percentage Defense	.390	.399
3FG Percentage	.369	.333
3FG/Game	7.8	5.6
3FG Percentage Defense	.299	.331
FT Percentage	.718	.728



BYU at Boise State - Dec. 29, 2007

12/29/07 7:07 pm at Taco Bell Arena (Boise, ID)
VISITORS: BYU 103

##	Player	fg	fga	ft	fta	of	de	tot	pf	tp	a	to	blk	s	min			
30	CUMMARD, Lee	f	9	14	2	7	6	3	3	6	4	26	2	2	0	32		
41	COLLINSWORTH, C.	f	1	4	0	1	0	0	0	4	4	1	2	0	0	17		
44	PLAISTED, Trent	c	4	11	0	0	4	9	2	7	9	3	12	2	0	0	32	
20	BURGESS, Sam	g	4	4	3	3	0	0	1	1	2	3	11	3	1	0	1	28
24	MURDOCK, Ben	g	0	5	0	2	4	4	0	2	2	5	4	2	3	0	1	29
01	LOYD, JR., Michael	g	0	1	0	0	0	0	0	1	1	0	0	1	1	0	0	6
05	ROSE, Archie	g	0	0	0	0	0	0	0	0	0	0	0	1	1	0	0	2
10	IVANOVIC, Vuk	g	0	0	0	0	0	0	1	1	0	0	2	0	1	0	0	7
14	MARTINEAU, Nick	g	0	0	0	0	0	0	0	0	0	1	0	0	1	0	0	4
32	FREDETTE, Jimmer	g	4	9	3	0	0	0	1	1	0	11	0	1	0	0	0	4
45	TAVERNARI, Jonathan	g	1	8	0	6	2	2	1	5	6	1	4	1	2	1	0	21
54	MILES, Chris	g	0	1	0	0	0	0	0	1	1	1	0	0	0	1	0	1
TEAM																		
Totals.....		23	57	8	27	16	21	8	26	34	19	70	14	14	6	4	200	

TOTAL FG%	1st Half: 14-30 46.7%	2nd Half: 9-27 33.3%	Game: 40.4%	DEADBALL
3-Pt. FG%	1st Half: 5-12 41.7%	2nd Half: 3-15 20.0%	Game: 29.6%	REBOUNDS
F Throw %	1st Half: 5-7 71.4%	2nd Half: 11-14 78.6%	Game: 76.2%	3

HOME TEAM: BOISE STATE 9-3

##	Player	fg	fga	ft	fta	of	de	tot	pf	tp	a	to	blk	s	min			
20	Tiedeman, Tyler	f	2	9	1	4	0	2	2	2	4	2	5	4	3	0	0	35
24	Larry, Reggie	f	7	15	0	4	5	6	2	5	7	1	19	2	3	0	0	33
22	Nelson, Matt	c	7	7	0	0	4	7	4	7	11	3	18	5	0	1	0	34
11	Thomas, Anthony	g	2	7	1	4	4	0	2	2	2	5	9	5	3	0	1	33
15	Bauscher, Matt	g	4	8	3	6	0	0	1	4	5	2	11	0	1	0	0	23
04	Greene, Jamar	g	0	2	0	1	0	0	0	1	1	0	0	0	1	0	0	9
25	Nelson, Paul	g	3	6	2	4	0	0	1	1	1	8	2	0	0	1	0	22
43	Sanchez, Mark	g	0	2	0	1	0	0	0	1	1	0	0	0	1	0	0	3
50	Dunningham, Kurt	g	1	1	0	0	1	2	1	2	3	1	3	1	2	1	0	8
TEAM																		
Totals.....		26	57	7	24	14	21	10	26	36	15	73	19	14	2	4	200	

TOTAL FG%	1st Half: 10-26 38.5%	2nd Half: 16-31 51.6%	Game: 45.6%	DEADBALL
3-Pt. FG%	1st Half: 3-11 27.3%	2nd Half: 4-13 30.8%	Game: 29.2%	REBOUNDS
F Throw %	1st Half: 4-8 50.0%	2nd Half: 10-13 76.9%	Game: 66.7%	2,2

Officials: Bob Staffen, Stanley Reynolds, Ronnie Hernandez

Technical fouls: BYU None; BOISE STATE None.

Attendance: 8779

Score by Periods

	1st	2nd	Total
BYU	38	32	70
BOISE STATE	27	46	73

Points in the paint: BYU 22, BOISE STATE 26. Points off turnovers: BYU 14, BOISE STATE 13.

2nd chance points: BYU 7, BOISE STATE 12. Fast break points: BYU 5, BOISE STATE 4.

Bench points: BYU 15, BOISE STATE 11. Score tied: 3 times. Lead changed: 4 times.

Last FG: BYU 2nd-01:58, BOISE STATE 2nd-00:32.

Largest lead: BYU by 12, 1st-05:04, BOISE STATE by 8, 2nd-02:56.

LAST YEAR VS. BOISE STATE

BOISE, Idaho (Dec. 29, 2007) – After a fight to the finish, the No. 20 BYU men's basketball team could not come up with enough to knock off Boise State on the Broncos' home floor, falling 73-70. Lee Cummard led the Cougars as he scored 26 points on 9-for-14 shooting from the field and 6-for-6 shooting from the free-throw line. The game was a battle from the start as Boise State struck first with a three-pointer from Matt Bauscher only to see Cummard answer on the other end. The Broncos led early, but Cummard continued to pressure the home team, scoring nine of BYU's first 12 points to keep the Cougars close at 13-12. After Boise State drained another one from long range, Burgess responded with his second triple of the night to once again cut the lead to one point at 16-15 with 12:38 left to play in the first half. The scoring frenzy came to a halt for the next three minutes as turnovers and misses plagued both teams. Finally Ben Murdock made it to the free-throw line and gave the Cougars their first lead of the game at 17-16 with 9:06 left before halftime. The Broncos ended the 5-0 BYU spurt with a three-pointer to regain the advantage, but the Cougars weren't done as they scored the next 13 points, including two three-pointers from Fredette and a throwdown by Plaisted, to go up 30-19. After the 18-3 BYU run, the two teams played even, resulting in a 38-27 Cougar advantage going into the break as BYU posted its 10th double-digit halftime lead of the year. The Cougars have held opponents under 30 points in the first half of nine games while scoring over 30 first-half points in every contest this season. Boise State scored the first four points of the second half on two free throws and a jumper off a Cougar miscue to cut the lead to seven points and force an early BYU timeout. However, the break benefited the Broncos more than the Cougars as a Boise State basket made it a 6-0 Bronco run. Back-to-back makes from Plaisted pushed the lead back up to nine points at 42-33, but Boise State quickly responded with two buckets from long range to cut the lead to just three points. Cummard kept Boise State at bay as he nailed two free throws, but the battle was on with 13 minutes to play in the game. The Broncos completed the comeback bid after a goal-tending call tied the game at 50-50. After a Cougar turnover, Boise State had a chance to take the lead but couldn't capitalize, instead seeing Fredette drain his third from three-point range on the other end. However, after a Bronco layin, BYU mishandled the in-bounds pass and Boise State nailed a three-pointer to take its first lead since 19-17 at 55-53 with 8:45 left to play. An 8-1 run for the Broncos soon made it an eight-point game at 70-62 with just under three minutes to play. Just when the game looked out of reach for the Cougars, two of the team's captains stepped up as Burgess hit from long range and then stole the ball and found Cummard, who laid it in to cut the lead to three points. Cummard capped the 7-0 BYU run with two free-throw makes at the 1:03 mark to make it a one-point game at 70-69. However. The Cougars couldn't come up with enough at the end as they fell, 73-70.

WHAT WAS SAID AFTER THE GAME ...

BYU Head Coach Dave Rose

– "There's so many different things that happen in a game, but when it came down to making big plays, they did it and we struggled. We battled and competed but came up short."
 – "You have to be consistent with all your players. Some players are going to have better nights against certain teams with certain matchups, but you have to go into the game knowing what you're going to get."
 – "This is a disappointing loss, but we've actually gone through quite a large portion of our season without being in this position. Now we have some real adversity, and we'll find the true character of this team. No one ever wants to get beat, but we've got to get better. This is a team thing. We'll see how we react to the adversity that we're facing here."

NOTES FROM THE 2007 MATCHUP

– Ben Murdock, Sam Burgess, Lee Cummard and Trent Plaisted have each started all 13 games for BYU this season. Jonathan Tavernari started the first nine games while Chris Collinsworth has received the starting nod in the last four contests.
 – The 73-70 loss marked the first time this season the Cougars have fallen when scoring at least 70 points. BYU is now 10-1 when scoring at least 70 points in a game.
 – The Cougars have posted a double-digit lead in 12 of 13 games, including a game-high lead of 12 points against the Broncos. The lone exception came against No. 1 North Carolina when the game-high BYU lead was two points. BYU has now seen two double-digit leads slip away including a 10-point lead against No. 9 Michigan State that turned into a 68-61 Spartan win.
 – With 12 points at Boise State, Plaisted remains the only Cougar to score in double figures in every game this season. Cummard have posted double-digit points in 11 of 13 games.
 – Cummard surpassed the 20-point mark for the sixth time in his career and the fourth time this season as he led BYU with 26 points at Boise State. Cummard went 9-for-14 from the field with all five coming from three-point range as he was 7-for-7 inside the arc and 2-for-7 outside. He also went 6-for-6 from the free-throw line in the game. In the last four games, Cummard is averaging 21.5 points on 33-for-49 (.673) shooting from the field and 11-for-12 (.917) shooting from the free-throw line. Cummard has gone 24-for-30 (.800) inside the three-point line in those contests.
 – With a 38-27 halftime lead at Boise State, the Cougars have now led at halftime in 12 of 13 games this year, including 10 double-digit leads. However, the loss marks the second time this season BYU has seen a double-digit halftime lead slip away as the Cougars are now 10-2 when holding a halftime advantage while outscoring opponents by an average of 12.4 points in the first half.
 – BYU has held all 13 of its opponents this year under 40 points in the first half while holding foes under 30 points in the first period of nine games. BYU has scored at least 30 first-half points in every game this season.
 – With the loss, BYU is now 136-57 all-time as a ranked team, including an 8-5 mark under head coach Dave Rose.
 – After scoring seven of the first 11 Cougar points against SUU in BYU's last outing, Cummard once again came up big for the Cougars to start the game at Boise State. Cummard recorded nine of BYU's first 12 points on 4-for-6 shooting in the first seven minutes of the game.
 – Jimmer Fredette provided a huge spark off the bench for BYU in the first half as he drained two three-pointers during a 13-0 Cougar run and added a long jumper to tie his first-half season high with eight points. Prior to the Boise State game, Fredette had gone eight games without multiple three-point makes after making nine from long range in his first four games of the year. Fredette finished with 11 points, his fourth double-digit scoring outing this year.
 – Jonathan Tavernari left the game with 14:32 left to play after going into the stands for a ball and cutting his leg on a stand support. After receiving treatment, Tavernari returned to the game with 10:17 to play.



MEDIA RELATIONS INFORMATION

Basketball Media Relations Director: Kyle Chilton
Office: (801) 422-4909; Cell: (801) 372-2080
Email: kyle_chilton@byu.edu

Assistant Basketball Media Relations: Jackie Johnson
Office: (801) 422-8999; Cell: (520) 227-7720
Email: swimming_sid@byu.edu

Associate AD/Communications: Duff Tittle
Office: (801) 422-8948; Cell: (801) 372-4401
Email: duff_tittle@byu.edu

Athletic Communications Fax: (801) 422-0633
Mailing Address: 30 SFH, Provo, UT 84602-2239
Marriott Center Pressrow Phone: (801) 422-3675

2008-09 BYU QUICK FACTS

BYU - UNIVERSITY INFO

Location: Provo, Utah 84602
Elevation: 4,553 feet
Enrollment: 29,854 (Daytime)
Founded: October 15, 1875
Owned: The Church of Jesus Christ of Latter-day Saints
Nickname: Cougars
Mascot: Cosmo
Colors: Blue & White
Arena (capacity): Marriott Center (22,700)
Conference: Mountain West
President: Cecil O. Samuelson (Utah, 1966)
Athletic Director: Tom Holmoe (BYU, 1983)
Athletic Website: byucougars.com
Tickets: 422-BYU1 or 1-800-322-BYU1

BYU COACHING STAFF

Head Coach: Dave Rose
Alma Mater (year): Houston (1983)
Record at School (years): 80-26 (4th year)
Career Div. I Record (years): same
Office phone for head coach: Call SID
Best time/day to reach coach: Call SID
Basketball Office Fax: (801) 422-5965
Associate Head Coach (Alma Mater, year)
Dave Rice (UNLV, 1991)
Assistant Coaches (Alma Mater, year)
John Wardenburg (BYU, 1986)
Terry Nashif (BYU, 2005)
Dir. of Basketball Operations: Tim LaComb (Utah, 2006)

BYU TEAM INFO

2007-08 Overall Record: 27-8
Conference Record/Finish: 14-2 (1st Mountain West)
2008 Postseason: NCAA, 0-1, lost vs. Texas A&M, 67-62
2008 Final National Ranking: NR
Starters Returning/Lost: 2/3
Lettermen Returning/Lost: 8*/6
Newcomers: 3
*includes two letterwinners who did not play in games last year

BYU HISTORY

First Year of Basketball: 1903
Overall All-Time Record: 1561-986 (.613)
Winning Seasons: 85 (last 2008)
Conference Championships: 28 (last 2008)
Postseason Appearances (record): 33 (23-34)
Total NCAA Appearances (record): 23 (11-26)
Last NCAA Appearance: 2008
Result: (0-1) Lost, NCAA First Round (Anaheim, Calif.)
vs. Texas A&M, 67-62
Total NIT Appearances (Record): 10 (12-8)
Last NIT Appearance: 2006
Result: (0-1) lost at Houston, 77-67

BYU'S LAST OUTING — CUMMARD'S 30 LEAD COUGARS PAST WEBER STATE

SALT LAKE CITY (Dec. 6, 2008) – The Cougars remained undefeated with a 68-63 victory over Utah State in a close Oquirrh Bucket showdown at Energy Solutions Arena in Salt Lake City on Saturday. BYU is off to its best start since 1987-88 when the Cougars opened 17-0. Jimmer Fredette was 3-of-5 behind the three-point line and had 11 points to pace the Cougars in the first half along with Jonathan Tavernari, who had 12. BYU's aggressive defense forced the Aggies into mistakes, and the Cougars had seven steals before half-time. The teams traded buckets through the first eight minutes of the half, but BYU went on a 10-4 run and moved out to a 24-16 lead on one of Tavernari's two first-half three-point shots. After leading by as much as ten during the first twenty minutes, the Cougars' lead was cut to three, 38-35, at the half. The game was hard-fought during the second half, even though the Cougars stretched the lead to 11, 51-42, at the 7:35 mark on a Chris Miles jumper. The Aggies pushed hard throughout the second half, matching BYU almost shot for shot, closing the gap to five at the 0:42 mark. Utah State had chances to cut the lead, but was not able to convert. The Cougars shot only 61.9 percent (13-21) from the free-throw line in the second half, but it was enough to preserve the win. Tavernari led all scorers in the game with 24 points had matched Utah State's Tyler Newbold and Gary Wilkinson with a game-high nine rebounds. Gavin McGregor set a new career-high with seven points. Aggie Gary Wilkinson led all Utah State scorers with 22. BYU finished with 12 steals and converted Utah State's 17 turnovers into 15 points. The Cougars were 8-of-19 (42 percent) from behind the three-point arc, compared to 5-of-22 (22 percent) for the Aggies. Utah State out-rebounded BYU 39-27. On the season BYU improves to 8-0, while Utah State drops to 5-1.

WHAT WAS SAID AFTER THE GAME ...

BYU Head Coach Dave Rose:

– "The game was exactly as we thought it would be, a very hard-fought game. It came down to a couple plays at the end of the game. I am proud of our players for the way we executed down the stretch. It was a good win."
– "I think a lot of times players can grow up in different ways. This is a pretty young team as far as being battle-tested. This is a great environment. We had some other players besides Lee Cummond make some big plays in the game. I think that is critical for chemistry and for how we will play as a team down the road."

Utah State Head Coach Stew Morrill

– "The pace of the game was what we needed to have a chance to win. The game was in the 60s and that's where we wanted it."
– "They did a really good job defensively. We didn't get clean looks at the basket and we shot it very poorly from three."
– "BYU is a good team, even though the style was to our liking and the pace of the game was to our liking, they just played along. They had a little cushion the whole way and we couldn't quite get ahead in the game."

BYU NOTES FROM LAST OUTING

Player Notes

– Senior center, Gavin MacGregor had the best game of his career chalking up seven points. He also tied three of his career highs with two blocks, one steal and two rebounds.
– Jonathan Tavernari led the Cougars at the half with 12 points and also led in rebounds with four. He finished off the night with 24 points and nine rebounds and four steals, a season high.
– Jimmer Fredette started the game with rapid-fire shooting, making his first 3-for-4 shots taken. He totaled 4-for-7 shots from the field, draining three three-pointers in the first half. He finished with the second-most points for the Cougars with 16.
– Junior center, Chris Miles played strong in the post for the Cougars, shooting a perfect 100.0 percent from the field (3-for-3) with six points.
– Reigning Mountain West Conference Player of the Year, Lee Cummond, led the Cougars in assists with six.

Team Notes

– BYU scored three points on each of their first three possessions, with Cummond opening with a three-point play and Fredette following with back-to-back threes.
– For the seventh-straight game, BYU head coach Dave Rose started the fearsome five-some of Jackson Emery, Jimmer Fredette, Lee Cummond, Jonathan Tavernari and Chris Miles. The Cougars are 7-0 with that starting lineup.
– With a 68-63 victory over the Utah State Aggies at the Energy Solutions Arena in Salt Lake City, BYU is now 4-0 away from the Marriott Center (3-0 in road games and 1-0 in neutral games) and an 8-0 overall start for the first time since the 1987-88 season.
– All 10 Cougars who suited up for Saturday's game saw action, six scoring.
– For the eighth-straight game BYU outshot its opponent. The Cougars hit 41.5 percent from the field while holding the Aggies to 40.4 percent shooting from the field. Utah State came into the game as the nation's leader in field goal percentage at 56.6 percent.

Record Watch

– Lee Cummond scored six points and now has 1,163 points for his career. He is now three points from tying Randy Reid for 23rd in career scoring in BYU school history.

Game Trends

– At 8-0 BYU is off to its best start since the 1987-88 season.
– Saturday's game was the 225th meeting between BYU and Utah State, a series that dates back to February 23, 1906. BYU now leads the series 135-90, with two wins in a row.
– The BYU win marked the first game in the series at a neutral site (Energy Solutions Arena). The teams have played 115 times in Provo and 109 times in Logan, but have never met on neutral ground.
– This win marks coach Dave Rose's second win over the Aggies. His record is now 2-1 against Utah State.



COUGAR ROSTER BREAKDOWN**STARTERS RETURNING (2)**

Name	Pos.	Cl.	2007-08 Stats
Lee Cumnard	G	Sr.	(15.8 ppg, 6.3 rpg, 3.5 apg)
Jonathan Tavernari	F	Jr.	(13.1 ppg, 5.3 rpg, 1.5 apg)

STARTERS LOST (3)

Trent Plaisted	F/C	Jr.	(15.6 ppg, 7.7 rpg, 1.5 apg)
Sam Burgess	G	Sr.	(8.7 ppg, 3.5 rpg, 1.9 apg)
Ben Murdock	G	Sr.	(3.9 ppg, 2.4 rpg, 3.6 apg)

OTHER LETTERWINNERS RETURNING (6)

Jimmer Fredette	G	So.	(7.0 ppg, 1.1 rpg, 1.7 apg)
Chris Miles	F/C	Jr.	(2.5 ppg, 1.5 rpg, 0.6 apg)
Michael Loyd, Jr.	G	So.	(2.0 ppg, 0.9 rpg, 1.2 apg)
Archie Rose	G	Sr.	(0.9 ppg, 0.8 rpg, 0.4 apg)
Gavin MacGregor	F/C	Sr.	(* 1.2 ppg, 0.5 rpg, 0.5 bpg)
Jackson Emery	G	So.	(* * 2.8 ppg, 1.5 rpg, 0.7 apg)

* Did not play last year due to injury, stats from 2006-07
 ** Did not play last year while serving a two-year LDS Church mission; stats from 2005-06

OTHER LETTERWINNERS LOST (3)**

Vuk Ivanovic	F/C	Sr.	(3.3 ppg, 2.4 rpg)
Chris Collinsworth	F	Fr.	(3.2 ppg, 4.8 rpg, 0.5 apg)
Nick Martineau	G	Fr.	(0.7 ppg, 0.4 rpg, 0.7 apg)

** Includes two players who are interrupting their eligibility to serve LDS Church missions (Collinsworth and Martineau)

RETURNING REDSHIRTS (3)

Name	Pos.	Ht.	Wt.	Cl.
Lamont Morgan, Jr.	G	5-10	170	Jr.
James Anderson	F/C	6-10	230	Fr.
Matt Pinegar	G	6-0	190	Fr.

NEWCOMERS (3)

Charles Abouo	G/F	6-5	210	Fr.
Michael Boswell	F	6-9	215	Fr.
Noah Hartssock	F	6-8	215	Fr.

BY POSITION**POINT GUARD**

Lamont Morgan, Jr.	5-10	Jr.
Jimmer Fredette	6-2	So.
Michael Loyd, Jr.	6-1	So.

WING

Lee Cumnard	6-6	Sr.
Archie Rose	6-4	Sr.
Jonathan Tavernari	6-6	Jr.
Jackson Emery	6-3	So.
Jimmer Fredette	6-2	So.
Michael Loyd, Jr.	6-2	So.
Charles Abouo	6-5	Fr.
Matt Pinegar	6-0	Fr.

POST

Gavin MacGregor	6-9	Sr.
Chris Miles	6-11	Jr.
Jonathan Tavernari	6-6	Jr.
James Anderson	6-11	Fr.
Michael Boswell	6-9	Fr.
Noah Hartssock	6-8	Fr.

CUMNARD, TAVERNARI NAMED TEAM CAPTAINS

PROVO, Utah (Nov. 4, 2008) – BYU men's basketball head coach Dave Rose announced Tuesday that senior Lee Cumnard and junior Jonathan Tavernari have been selected to serve as captains on this year's team. "Both our captains are great examples of what we want all our players to strive for," Rose said. "Lee and Jonathan are both great competitors, do well in the classroom and are good ambassadors of our program in the community. Lee did an outstanding job as a captain last year and has proven leadership ability both on and off the court. Jonathan has been a key member of our team the past two years and has earned the respect of a team leader." Cumnard is a three-year starter and the reigning Mountain West Conference Player of the Year. He earned Associated Press All-America honorable mention last year after helping the Cougars win their second straight outright MWC title and a 27-8 overall record. A 6-foot-7 swingman from Mesa, Ariz., Cumnard is a do-everything player who led the Cougars in scoring (15.8), field-goal percentage (.569), three-point percentage (.472) and blocked shots (1.0) last year while ranking second in rebounds (6.3), assists (3.5), steals (0.9) and free-throw percentage (.857). Tavernari followed his MWC Freshman of the Year season in 2006-07 with a record-setting sophomore campaign last year. The 6-foot-6 forward from Sao Bernardo, Brazil, earned All-MWC Third Team honors and set the BYU single-season and sophomore MWC three-point record with 88 treys last season. He was third on the team in scoring (13.1 ppg) and rebounding (5.3 rpg) while averaging 1.5 assists and a team-best 1.4 steals per game. This summer he was the lone nonprofessional player to make the Brazilian Senior National Team that competed at the Olympic Qualifying Tournament in Athens, Greece.

LEE CUMNARD TABBED AS WOODEN AWARD CANDIDATE

The 2008-09 preseason candidates for the John R. Wooden Award All-American Team and Player of the Year trophy were announced Nov. 7 by Richard "Duke" Llewellyn, Wooden Award Chairman and founder. The list is composed of 50 student athletes who, based on last year's individual performance and team records, are the early frontrunners for college basketball's most prestigious honor. BYU senior guard Lee Cumnard has been named as one of the 50 preseason candidates for the 2008-09 award. The reigning Mountain West Conference Player of the Year, Cumnard is a three-year starter who earned Associated Press All-America honorable mention last year after leading the Cougars to a 27-8 overall record and their second straight outright MWC title. A 6-foot-7 swingman from Mesa, Ariz., Cumnard is a do-everything player who led the Cougars in scoring (15.8), field-goal percentage (.569), three-point percentage (.472) and blocked shots (1.0) last year while ranking second in rebounds (6.3), assists (3.5), steals (0.9) and free-throw percentage (.857).

CUMNARD, TAVERNARI AND MILES EARN ALL-BTI HONORS

Chris Miles and Jonathan Tavernari earn Basketball Travelers Invitational All-Tournament honors while Lee Cumnard was named the tournament MVP. Cumnard led the Cougars at the BTI averaging 16.0 points and 7.3 rebounds while shooting 60.0 percent from the field. Cumnard's best game came in the BTI finale against Cal Poly where he rang up 28 points and had nine rebounds while hitting 13-of-17 from the field. Tavernari was second in scoring and rebounding at 14.3 points and 6.7 rebounds per game. Chris Miles averaged 12.0 points and 4.7 rebounds. Miles had his best game in BYU's win over Cal Poly, scoring a career-high 24 points.

LEE CUMNARD, MWC PLAYER OF THE WEEK — NOV. 17

COLORADO SPRINGS, Colo. – BYU senior Lee Cumnard has been named the Mountain West Conference Men's Basketball Player of the Week for the third time in his career. A 6-foot-7 guard from Mesa, Ariz., Cumnard scored a career-high 36 points to go with 11 rebounds, four assists, two steals and a career-best tying four blocks in BYU's 75-65 victory over Long Beach State Friday in Provo. He shot 13-for-16 (81.3 percent) from the floor, including 3-of-4 from three-point range and 7-for-7 from the charity stripe. Cumnard netted 22 of his team's 31 points in the first half on 9-of-11 shooting and kept BYU in the game by scoring 11 of 12 points during one stretch. With BYU trailing 40-33 early in the second half, he scored six straight points and assisted on another bucket to give the Cougars the lead, then went 6-for-6 from the free-throw line in the final six minutes of the contest to put the game away. His 36 points marks the most points scored by a BYU player since 1993 and ties for the eighth highest individual performance in BYU men's basketball history.

SIGNING DAY

PROVO, Utah (Nov. 12, 2008) – BYU men's basketball coach Dave Rose today announced that four players have committed to play for the Cougars by signing national letters of intent. Joining the two-time defending Mountain West Conference champions for the 2009-10 season will be 6-foot-4 guard Tyler Haws out Lone Peak High School and 6-foot-9 forward Brandon Davies out of Provo High School. Big men Nate Austin from Lone Peak and Ian Harward from Orem High School, both 6-foot-10, plan to complete their missionary service before enrolling at BYU. A versatile and high-energy wing player, Haws has led Lone Peak to back-to-back 5A state titles under coach Quincy Lewis. Haws averaged 20.9 points, 4.6 rebounds and 3.1 assists per game as a junior while helping Lone Peak to a 23-2 overall record. He was named the 2008 Utah Mr. Basketball — only the second junior to earn the honor — and the 2008 Gatorade Utah boys basketball player of the year. Haws's father Marty Haws was an all-conference selection at BYU. Haws is a two-time first-team all-state honoree and has been named the 5A tournament MVP the past two seasons. This past summer he was the only boys basketball player from Utah that participated in the Reebok All-America camp in Philadelphia, which featured 100 of the top high school players from around the country. Haws plays for Dave Hammer for the Salt Lake Metro club team. An athletic big man and excellent low post scorer, Davies has helped lead Provo High School to back-to-back 4A state titles under Craig Drury. Known for his ability to run the floor and his soft hands, Davies plays for the Utah Pump N Run AAU team coached by Mike O'Connor. Davies was recently named to the Long Beach Press-Telegram Best in the West Second Team along with Haws. A traditional low post player, Harward will bring size to the Cougar roster following his mission. Harward plays well with his back to the basket and has range out to 15 feet. He plays for the Pump N Run for O'Connor, the new head coach at Orem High. He was previously coached at Orem by Mike Conner. This summer Harward registered 35 points, 13 rebounds and 10 blocks in a Tri-City Tournament game near Seattle. A big man with perimeter skills, Austin is a teammate of Haws at Lone Peak High. A reserve on last season's state championship team, Austin had an excellent spring and summer playing for the Salt Lake Metro club team for Coach Hammer. At the Las Vegas Spring Showcase Austin scored 24 points and grabbed 22 rebounds in a gold bracket quarterfinal game. Austin is known for his work ethic and can step out and shoot the three as well as play on the post.

COUGAR ROSTER BREAKDOWN CONT.**BY CLASS****SENIORS (3)**

Lee Cummond	6-6	G/F
Gavin MacGregor	6-9	F/C
Archie Rose	6-4	G/F

JUNIORS (3)

Chris Miles	6-11	F/C
Lamont Morgan, Jr.	5-10	G
Jonathan Tavernari	6-6	G/F

SOPHOMORES (3)

Jackson Emery	6-3	G
Jimmer Fredette	6-2	G
Michael Loyd, Jr.	6-2	G

FRESHMEN (5)

Charles Abouo	6-5	G/F
James Anderson	6-11	C
Michael Boswell	6-9	F
Noah Hartssock	6-8	F
Matt Pinegar	6-0	G

BY STATE/COUNTRY**ARIZONA (2)**

James Anderson	Page
Lee Cummond	Mesa

CALIFORNIA (2)

Gavin MacGregor	Ridgecrest
Lamont Morgan, Jr.	Pomona

NEVADA (1)

Michael Loyd, Jr.	Las Vegas
-------------------	-----------

NEW YORK (1)

Jimmer Fredette	Glens Falls
-----------------	-------------

OKLAHOMA (1)

Noah Hartssock	Bartlesville
----------------	--------------

OREGON (1)

Michael Boswell	Aloha
-----------------	-------

UTAH (3)

Jackson Emery	Alpine
Chris Miles	Provo
Matt Pinegar	Provo

BAHAMAS (1)

Archie Rose	Nassau
-------------	--------

BRAZIL (1)

Jonathan Tavernari	Sao Bernardo
--------------------	--------------

COTE D'IVOIRE (1)

Charles Abouo	Abidjan
---------------	---------

1,000-POINT MAN

Including a season-high performance with 36 against Long Beach State, 30 against Weber State and 28 against Cal Poly, Lee Cummond now has 150 total points for the season and 1,163 for his career. He is now 24th all-time in scoring in BYU history. He passed Steve Schreiner (1,128), Travis Hansen (1,137), Doug Howard (1,143), Elwood Romney (1,150) and Kari Liimo (1,156) during the Weber State game. Cummond is four points from hurdling Randy Reid for 23rd all-time and 43 from passing Joe Richey, Eldon Brinley and Gary Trost to crack the top-20.

20. Gary Trost (1987-88, 1990-93)	1,205
21. Eldon Brinley (1927-31)	1,195
22. Joe Richey (1950-52)	1,177
23. Randy Reid (1992-96)	1,166
24. Lee Cummond (2005-present)	1,163

OQUIRRH BUCKET BATTLE

The Old Oquirrh Bucket (named after the Oquirrh Mountains to the west of Salt Lake City) is the symbol of in-state basketball supremacy in Utah. Each year the trophy is awarded to the in-state college team (Utah, BYU, Southern Utah, Utah State, Utah Valley and Weber State) which has the best won-loss record against in-state competition. BYU has claimed the Bucket nine times since its inception, including the last two seasons. With Saturday's win against Utah State the Cougars are 2-0 in Oquirrh Bucket competition. Utah State is 1-1 against in-state competition while Utah, Utah Valley and Southern Utah have yet to play an in-state game while Weber State is 0-2.

REDSHIRTS

BYU is redshirting two players during the 2008-09 season. They are sophomore guard Michael Lloyd, Jr. and freshman forward Michael Boswell.

BEST START THROUGH 100 GAMES

BYU coach Dave Rose coached his 100th game as the head coach of the Cougars when BYU defeated Pepperdine on Nov. 18. His career record through 100 games of 74-26 (.740) is the best record for a BYU men's basketball coach through his first 100 games. Rose is one of only three BYU coaches to have won 70-or-more games in their first 100 games coached at BYU. Below are the records of BYU coaches through their first 100 games and their career records.

Coach	Through 100	Career Record
Fred Bennion (1908-10)	N/A	16-6
E.L. Roberts (1911-20, 25-28)	72-28	87-49
Alvin Twitchell (1920-25)	N/A	50-20
G. Ott Romney (1928-35)	68-32	139-71
Edwin R. Kimball (1935-36, 38-41)	N/A	59-38
Fred 'Buck' Dixon (1936-38)	N/A	25-23
Floyd Millett (1941-49)	60-40	104-77
Stan Watts (1949-72)	69-31	371-254
Glen Potter (1972-75)	N/A	42-36
Frank Arnold (1975-83)	49-51	137-94
Ladell Anderson (1983-86)	57-43	114-71
Roger Reid (1989-96)	70-30	152-77
Steve Cleveland (1997-2005)	50-50	138-108
Dave Rose (2005-present)	74-26	74-26

DOWNTOWN RECORD WATCH

With three treys against Utah State Jonathan Tavernari has 136 career threes, including 19 this season. He started the season with 117 and has passed Terrell Lyday for fourth place and is five downtown makes from tying Andy Toolson (141) for third. Tavernari also has 376 attempts from downtown, good for third all-time and five from tying Mike Rose for second. Lee Cummond hit one three against Utah State to give him 129 for his career, now two ahead of Terrell Lyday for fifth all-time and seven behind Tavernari for fourth.

MAGIC NUMBER: 70

With a 92-62 victory at Weber State BYU is now 7-0 when scoring at least 70 points in 2008-09. BYU's only game without scoring 70 points was a 68-63 win against Utah State. In 2007-08 the Cougars were nearly perfect when scoring at least 70 points, posting a record of 22-1. The Cougars scored 90 or more points in five games last season, reaching 100 against Jackson State, and were 10-0 when scoring more than 80 points. BYU is 4-0 when scoring more than 80 points in 2008-09. None of BYU's opponents have reached 70 points in one game in 2008-09.

REBOUNDING ADVANTAGE

BYU was out-rebounded for the first time this season in the team's win over Utah State. Prior to that game the Cougars had earned the rebounding edge in their first seven games. The Cougars are 7-0 this season when winning the battle of the boards. BYU outrebounded its three opponents in the Basketball Travelers Invitational in the Marriott Center a combined 120 to 81. The Cougars outrebounded North Florida and Cal Poly by 18 boards in each game and Weber State by 15. BYU has a rebounding margin of +7.9, first in the Mountain West.

BYU'S 2008-09 RECORD WHEN ...

At home	4-0
On the road	3-0
On a neutral floor	1-0
On Television	6-0
On The Mtn.	0-0
On Versus	0-0
On CSTV/CBS-CS	0-0
On ESPN2	0-0
On CBS	0-0
On KJZZ	0-0
On BYUTV	4-0
On KJZZ/BYUTV	2-0
On other local broadcast TV	0-0
On Monday	0-0
On Tuesday	1-0
On Wednesday	1-0
On Thursday	1-0
On Friday	2-0
On Saturday	3-0
Coming off a win	7-0
Coming off a loss	0-0
Had two or more days between last game	5-0
Had only one day between last game	0-0
Playing the next day after a game	2-0
BYU scores 100 or more points	0-0
BYU scores between 90-99 points	1-0
BYU scores between 80-89 points	3-0
BYU scores between 70-79 points	3-0
BYU scores between 60-69 points	1-0
BYU scores below 60 points	0-0
Opponent scores 90 or more points	0-0
Opponent scores between 80-89 points	0-0
Opponent scores between 70-79 points	0-0
Opponent scores between 60-69 points	5-0
Opponent scores between 50-59 points	2-0
Opponent scores below 50 points	1-0
BYU leads at half	7-0
Opponent leads at half	1-0
Score tied at half	0-0
BYU leads with 5 minutes left	8-0
Opponent leads with 5 min. left	0-0
Score tied with 5 minutes left	0-0
BYU leads with 1 minute left	8-0
Opponent leads with 1 min. left	0-0
Score tied with 1 minute left	0-0
Game goes into overtime	0-0
BYU shoots 50 % or better	6-0
Opponent shoots 50 % or better	0-0
BYU outshoots opponent	8-0
Opponent outshoots BYU	0-0
BYU outrebounds opponent	7-0
Opponent outrebounds BYU	1-0
BYU and opponent tie in rebounds	0-0
vs. top-25 ranked opponent	0-0
vs. 2008 regular-season conference champions	0-0
vs. 2008 postseason teams	0-0

LED IN SCORING BY:	08-09	CONF
Lee Cumnard	3-0	N/A
Jonathan Tavernari	5-0	N/A

SCORING IN DOUBLE FIGURES:	08-09	CONF
Lee Cumnard	6-0	N/A
Jonathan Tavernari	7-0	N/A
Jimmer Fredette	5-0	N/A
Jackson Emery	1-0	N/A
Lamont Morgan, Jr.	1-0	N/A
Chris Miles	2-0	N/A

# OF PLAYERS IN DOUBLE FIGURES:	08-09	CONF
One Player	1-0	N/A
Two Players	3-0	N/A
Three Players	1-0	N/A
Four Players	3-0	N/A
Five Players	0-0	N/A
Six Players	0-0	N/A

HOME WINNING STREAK

BYU extended its home winning streak to 51 games with a 76-64 victory over Cal Poly at the Basketball Invitational on Nov. 22. The Cougars are 4-0 at home in 2008-09. The streak is the school record and currently the longest in the nation. The Cougars set the school record with their 67-59 win over Utah in the Marriott Center on Feb. 20, their 45th straight home win. The Cougars were 16-0 at home last year and won 17 home games the prior season after going 14-1 at home in 2005-06. BYU's last home loss was in the 2005-06 season opener against Loyola Marymount. BYU has since won 27 straight over nonconference opponents and 24 consecutive over MWC foes. BYU's last league loss at home was its season finale in 2005 to UNLV. BYU is 424-116 (.785) all-time in the Marriott Center, and Cougar head coach Dave Rose is 51-1. Prior to the current streak, BYU's longest homecourt victory streak was 44 games from Feb 19, 2000 to Jan 16, 2003.

Active Homecourt Winning Streaks (As of Nov. 15, 2008)

Wins	Team	This year	Next home game
51	BYU	4-0	Dec. 10 vs. Boise State
40	Notre Dame	3-0	Dec. 13 vs. Boston

PLAYERS TO WATCH

Lee Cumnard • Sr. • G • 6-6 • 180

- Hit a career-best 12-of-13 from the field for 30 points at Weber State
- Had 28 points, including 15 in the second half, against Cal Poly
- Scored a career-high 36 points in season opener to go with 11 rebounds, four assists, four blocks and two steals against Long Beach State, the 2008-09 season opener
- A Wooden Award Candidate and MWC Co-Preseason Player of the Year in 2008-09
- Rivals.com No. 3 ranked small forward in season-opening rankings
- MWC Co-Player of the Year and AP-All-America honorable mention in 2007-08.
- All-MWC First Team and NABC and USBWA All-District honoree in 2007-08.
- Led BYU in scoring (15.8), field-goal percentage (.569), three-point percentage (.472) and blocked shots (1.0) and ranked second in rebounds (6.3), assists (3.5), steals (0.9) and free-throw percentage (.857).
- Ranked in the top 10 in the conference in eight different statistical categories in 2007-08.

Jonathan Tavernari • Jr. • F • 6-6 • 215

- Had 24 points, nine rebounds and four steals in a win against Utah State
- Dished out a career-best six assists at Weber State
- Had 19 points and five assists against Long Beach State in the 2008-09 season opener
- Scored 25 points, hit five threes and added five boards and four assists against North Florida
- Hit three threes against Rice for 18 points to surpass Terrell Lyday as fourth in career threes at BYU
- Scored 23 points and had six rebounds, four steals and two assists at Idaho State
- All-MWC Third Team in 2007-08 and MWC Freshman of the Year in 2006-07.
- Set BYU record and MWC sophomore mark with 88 three-pointers in 2007-08.
- Scored career-high 29 points in win over No. 6 Louisville and had 18 points vs. No. 1 North Carolina in 2007-08.
- Third on the team in scoring (13.1) and rebounding (5.3) in 2007-08.
- Played on Brazilian Senior National Team at Olympic Qualifying Tournament, the only non-professional to make the team.

AP Top 25

1. North Carolina (72)
2. Connecticut
3. Pittsburgh
4. Gonzaga
5. Oklahoma
6. Texas
7. Duke
8. Tennessee
9. Louisville
10. Xavier
11. Wake Forest
12. Notre Dame
13. Syracuse
14. Purdue
15. Villanova
16. UCLA
17. Memphis
18. Michigan St.
19. Georgetown
20. Arizona St.
21. Ohio St.
22. Baylor
23. Davidson
24. Marquette
25. Kansas

Others Receiving Votes:

- Dayton 155, Clemson 141, Michigan 119, Miami (FL) 63, Florida 33, **BYU 33**, Missouri 22, LSU 21, Butler 15, Wisconsin 13, Illinois 11, Florida St. 9, St. Mary's 8, Maryland 7, Texas A&M 5, Northwestern 4, Minnesota 2, Utah 1, Houston 1

USA Today/ESPN

1. North Carolina (31)
2. Connecticut
3. Pittsburgh
4. Gonzaga
5. Oklahoma
6. Texas
7. Duke
8. Tennessee
9. Xavier
10. Louisville
11. Wake Forest
12. Villanova
13. Notre Dame
14. UCLA
15. Memphis
16. Syracuse
17. Purdue
18. Arizona St.
19. Georgetown
20. Michigan St.
21. Ohio St.
22. Davidson
23. Kansas
24. Marquette
25. Miami (FL)

Others Receiving Votes:

- Baylor 65, Dayton 57, Wisconsin 43, **BYU 34**, Michigan 29, Clemson 29, Butler 27, Florida 22, St. Mary's 8, Missouri 5, Maryland 3, Minnesota 2, Washington St. 2, West Virginia 1, Florida St. 1



BYU MARGIN OF VICTORY/DEFEAT 2008-09

WINS	LOSSES
1 point.....	
2 points.....	
3 points.....	
4 points.....	
5 points.....1.....	
6 points.....	
7 points.....	
8 points.....	
9 points.....	
10 points.....1.....	
11 points.....	
12 points.....1.....	
13 points.....	
14 points.....	
15 points.....	
16-19 points.....	
20-24 points.....1 (20).....	
25-29 points.....1 (29).....	
30-plus points.....3 (33, 31, 30).....	

BYU STREAKS ...	08-09	OVERALL
Current won/loss streak	8 wins	same
At home	4 wins	51 wins
On the road	3 wins	same
On a neutral floor	1 win	same
At home vs. Nonconference	4 wins	27 wins
At home vs. MWC	0-0	24 wins
On the road vs. Nonconference	3 wins	same
On the road vs. MWC	0-0	1 loss
On a neutral floor vs. Nonconference	1 win	same
On a neutral floor vs. MWC	0-0	4 wins
at regular-season tournament	3 wins	same
at MWC Tournament	0-0	1 loss
at NCAA Tournament	0-0	7 losses
at NIT	0-0	2 losses
Games With a Three-Point Make	8	377

INDIVIDUAL SUPERLATIVES	08-09	07-08	CAREER
DOUBLE-FIGURE SCORING			
Lee Cummond	6	32	54
Jonathan Tavernari	7	26	39
Jimmer Fredette	5	12	17
Chris Miles	2	N/A	3
Jackson Emery	1	N/A	3
Lamont Morgan, Jr.	1	N/A	1

DOUBLE-FIGURE REBOUNDED	08-09	07-08	CAREER
Lee Cummond	2	3	8
Jonathan Tavernari	2	3	5

20+ POINTS	08-09	07-08	CAREER
Lee Cummond	3	10	15
Jonathan Tavernari	3	5	8
Chris Miles	1	N/A	1

DOUBLE-DOUBLES	08-09	07-08	CAREER
Lee Cummond	1	3	7
Jonathan Tavernari	1	2	3

DUNKS	08-09	07-08	CAREER
Lee Cummond	1	13	28
Jonathan Tavernari	5	N/A	5
Chris Miles	2	2	5
Jackson Emery	2	N/A	2
Archie Rose	-	1	1
Jimmer Fredette	1	N/A	1
BYU	11	49	
Opponents	3	27	

3-POINTERS MADE	08-09	07-08	CAREER
Jonathan Tavernari	19	88	136
Lee Cummond	12	60	129
Jimmer Fredette	16	43	59
Jackson Emery	10	N/A	23
Lamont Morgan, Jr.	3	N/A	3
Charles Abouo	2	N/A	2
BYU	62	285	
Opponents	43	183	

LATE FREE THROWS	5:00-2:00	2:00-0:00	OT
Jimmer Fredette	4-4 (1.000)	5-6 (.833)	-
Lee Cummond	2-2 (1.000)	6-6 (1.000)	-
Charles Abouo	6-6 (1.000)	0-0 (0.000)	-
Gavin MacGregor	1-2 (.500)	2-2 (1.000)	-
Jackson Emery	1-2 (.500)	4-6 (.667)	-
Lamont Morgan, Jr.	0-0 (1.000)	2-2 (1.000)	-
Jonathan Tavernari	-	4-4 (1.000)	-
Archie Rose	0-1 (.000)	-	-
Team	14-17 (.824)	23-26 (.885)	-

5-0 STARTS

For the 22nd time in school history BYU men's basketball started the season 5-0. With a 68-63 road win against Weber State the Cougars are now 8-0. Only five other BYU teams have started at least 8-0, the last being in 1987-88. In the 21 previous season during which BYU started at least 5-0 the Cougars won 20-plus games 11 times and finished first or tied for first in conference play eight times. In fact, the last five times BYU has started at least 5-0 the Cougars have won or shared the regular season conference title, including last season's squad that was 27-8 overall and won the conference outright at 14-2. The Cougars were not members of a conference the first five seasons BYU started 5-0. Three of BYU's season-opening win streaks of five-plus games have ended with losses to ranked opponents, including No. 1 North Carolina last season, No. 11 Michigan in 1991-92 and No. 2 NC State in 1955-56. BYU's most obscure loss to end a perfect start to a season was to Denver Piggly Wiggly in 1932-33. The Cougars were 6-0 before the loss but regrouped to finish 20-7 and first in conference play.

Year	Start	How ended	Final Record	Conf. Finish	Year	Start	How ended	Final Record	Conf. Finish
08-09	8-0	TBD	TBD	TBD	32-33	6-0	loss at Denver Piggly Wiggly	20-7	1st
07-08	5-0	loss to No. 1 North Carolina	27-8	1st	31-32	5-0	loss at Wisconsin	20-12	T1st
02-03	5-0	loss at Creighton	23-9	T1st	29-30	6-0	loss at UCLA	23-7	3rd
91-92	7-0	loss to No. 11 Michigan	25-7	T1st	22-23	6-0	loss at Utah State	7-5	T2nd
87-88	17-0	loss to Alabama-Birmingham	26-6	1st	12-13	5-0	loss to Utah	7-3	N/A
71-72	5-0	loss at Kansas	21-5	1st	11-12	7-0	season ended	7-0	N/A
65-66	6-0	loss at La Salle	20-5	2nd	10-11	8-0	season ended	8-0	N/A
55-56	6-0	loss at No. 2 NC State	18-8	2nd	09-10	8-0	lost to the YMCA	9-2	N/A
53-54	8-0	loss vs. Duquesne	18-11	3rd	05-06	5-0	loss to Chicago YMCA	11-1	N/A
52-53	7-0	loss at Oregon State	22-8	2nd					
49-50	6-0	loss at Pepperdine	22-12	1st					
41-42	13-0	loss at Wyoming	17-3	T2nd					
40-41	5-0	loss at San Diego State	14-9	4th					

BYU STARTING LINEUPS

Opponent	(1)	(2)	(3)	(4)	(5)
LONG BEACH STATE	Morgan, Jr.	Emery	Cummond	Tavernari	Miles
at Pepperdine	Fredette	Emery	Cummond	Tavernari	Miles
NORTH FLORIDA	Fredette	Emery	Cummond	Tavernari	Miles
RICE	Fredette	Emery	Cummond	Tavernari	Miles
CAL POLY	Fredette	Emery	Cummond	Tavernari	Miles
at Idaho State	Fredette	Emery	Cummond	Tavernari	Miles
at Weber State	Fredette	Emery	Cummond	Tavernari	Miles
at Utah State	Fredette	Emery	Cummond	Tavernari	Miles
BOISE STATE					
PORTLAND					
at Arizona State					
WESTERN OREGON					
at Tulsa					
WAKE FOREST					
at Colorado State					
TCU					
at New Mexico					
UNLV					
SAN DIEGO STATE					
at Utah					
WYOMING					
at Air Force					
COLORADO STATE					
at TCU					
NEW MEXICO					
at UNLV					
at San Diego State					
UTAH					
at Wyoming					
AIR FORCE					

WON-LOSS RECORDS/STARTING LINEUPS

RECORD	(1)	(2)	(3)	(4)	(5)
1-0	Morgan, Jr.	Emery	Cummond	Tavernari	Miles
7-0	Fredette	Emery	Cummond	Tavernari	Miles



2008-09 COUGAR GAME LEADERS

POINTS

Name	# of Times	High	Game
Lee Cumnard	3	36	LBSU
Jonathan Tavernari	5	25	North Florida

REBOUNDS

Name	# of Times	High	Game
Lee Cumnard	2	12	North Florida
Jonathan Tavernari	5	10	Pepperdine
Four Players	1	5	Rice

ASSISTS

Name	# of Times	High	Game
Jonathan Tavernari	1	5	LBSU
Jackson Emery	1	9	Pepperdine
Jimmer Fredette	5	7	Weber State
Lee Cumnard	1	6	Utah State

2008-09 OPPONENT GAME LEADERS

POINTS

Name	School	Total
Titus Shelton	Cal Poly	22
Gary Wilkinson	Utah State	22

REBOUNDS

Name	School	Total
Cornel Williams	LBSU	10

ASSISTS

Name	School	Total
Keion Bel	Pepperdine	5
Matt Stucki	Idaho State	5

BLOCKS

Name	School	Total
Titus Shelton	Cal Poly	3

STEALS

Name	School	Total
Titus Shelton	Cal Poly	3
Donnie Carson	Idaho State	3

TRUE BLUE FANS

In the 2008-09 home opener 15,753 fans were in attendance, a total that is 3,600 more than the 2007-08 home opener. Last season BYU averaged 13,518 fans per home game to finish ranked No. 21 in the nation in home attendance. The Cougars were fourth behind Memphis (No. 10), Creighton (No. 15) and New Mexico (No. 18) in teams not from a BCS football conference in home attendance. BYU was second in the MWC in home attendance behind New Mexico.

INTERNATIONAL PLAYERS AT BYU

- Including incoming freshman Charles Abouo, 28 international players have played basketball at BYU.
- The Cougars have had an international player on their varsity roster in 37 of the past 57 years.
- In the last five years, BYU has rostered eight international players, including three on this season's team - Charles Abouo (Cote d'Ivoire), Archie Rose (Bahamas) and Jonathan Tavernari (Brazil).
- Foreign players at BYU have received nine all-conference citations, two conference player of the year awards (Timo Saarelainen - 1985, Rafael Araujo - 2004), one conference freshman of the year award (Jonathan Tavernari - 2007) and eight All-America citations (Kresimir Cosic - 1972 and 1973, Rafael Araujo - 2004).
- According to a book about basketball in Finland by Mikko Simon, BYU has the distinction of being the first NCAA Division I school to have an overseas player on its roster when Timo Lampen, a native of Lahti, Finland, took the court for the Cougars in 1960-61.
- BYU also boasts the first foreign All-American in Kresimir Cosic, whose BYU jersey was retired on March 4, 2006. The Zadar, Yugoslavia, native played on the Cougar varsity team from 1971-73 and earned six All-America citations and three first-team All-Western Athletic Conference awards. He is the only BYU player to be inducted into the Basketball Hall of Fame. Cosic passed away in 1995.
- During the 2005 NCAA Men's Basketball Tournament, CBS Television analyst Billy Packer singled out Cosic during a discussion of the quality of international players now playing college basketball. Said Packer, "Kresimir Cosic, who played for BYU, was really the first great international player to play basketball in the United States."

SPREADING THE WEALTH

As new starters this season Jimmer Fredette and Jackson Emery have shined as distributors. Fredette currently leads the squad and is second in the MWC in assists, averaging 4.88 per game. He is also fourth in the conference in assist/turnover ratio at 2.44. Emery is just ahead of Fredette in assist/turnover ratio at 3.00 to tie for first in the MWC and is seventh in assists per game at 3.75. Jonathan Tavernari is third in the league in assist/turnover ratio at 3.00 and tied for 10th in assists at 3.13 per game. The Cougars are first in the conference in assists per game at 18.63 and assist/turnover ratio at 1.66.

HITTING A HIGH PERCENTAGE

BYU is off to a hot start shooting the ball in 2008-09. The Cougars are connecting on 51.1 percent (first in the MWC) of their shots from the field. After hitting 43.3 percent in the opener BYU hit 50.0 percent or better in six-consecutive games, including a season-high 57.4 percent against Weber State. In fact, BYU set a new season-high shooting percentage in three-straight games, from 52.4 percent against Cal Poly to 56.6 at Idaho State to 57.4 at Weber State. The Cougars are especially efficient in the second halves of games, hitting 57.1 percent from the field compared to 48.4 percent in the first halves of games.

2008-09 SCORING BY HALF (BYU-OPPONENT)

	FIRST HALF (Margin)	FIELD GOAL %	SECOND HALF (Margin)	FIELD GOAL %	FINAL (Margin)	FIELD GOAL %
Long Beach State	31-38 (-7)	37.5-46.9	44-27 (+17)	50.0-34.5	75-65 (+10)	43.3-41.0
at Pepperdine	32-21 (+11)	44.4-40.9	50-32 (+18)	60.9-32.3	82-53 (+29)	52.0-35.8
NORTH FLORIDA	35-12 (+23)	41.7-20.0	39-29 (+10)	57.1-35.6	74-41 (+33)	50.0-30.8
RICE	43-23 (+20)	55.2-41.7	40-29 (+11)	56.0-35.7	83-52 (+31)	50.6-38.5
CAL POLY	44-28 (+16)	54.1-35.5	32-36 (-4)	50.0-42.9	76-64 (+12)	52.4-39.0
at Idaho State	40-28 (+12)	55.6-44.0	45-37 (+8)	57.7-38.7	85-65 (+20)	56.6-41.1
at Weber State	46-39 (+7)	51.6-58.3	46-23 (+23)	63.3-31.8	92-62 (+30)	57.4-45.7
at Utah State	38-35 (+3)	50.0-44.0	30-28 (+2)	32.0-37.0	68-63 (+5)	41.5-40.4
BOISE STATE						
PORTLAND						
at Arizona State						
WESTERN OREGON						
at Tulsa						
WAKE FOREST						
at Colorado State						
TCU						
at New Mexico						
UNLV						
SAN DIEGO STATE						
at Utah						
WYOMING						
at Air Force						
COLORADO STATE						
at TCU						
NEW MEXICO						
at UNLV						
at San Diego State						
UTAH						
at Wyoming						
AIR FORCE						
SEASON TOTALS (avg. margin)	309-224 (+85)	48.6-41.3	326-241 (+85)	54.1-36.8	635-465 (+170)	51.1-39.0



BYU BASKETBALL ON KSL NEWSRADIO

(102.7 FM and 1160 AM)

The "Voice of the Cougars" is KSL Newsradio 1160's Greg Wrubell. He is in his 13th season as the play-by-play voice of BYU basketball. Wrubell, also the voice of BYU football, is joined by former Cougar lettermen Mark Durrant or Andy Toolson as color analysts. Durrant is in his 12th year teaming with Wrubell while Toolson, a former Cougar letterman and assistant coach, enters his second year. In addition to live coverage of every Cougar game, the following programs can be heard each week on KSL Newsradio.



COACH ROSE ON KSL NEWSRADIO ...

- Coach's Corner with Dave Rose
Mondays at 8:45 a.m. (beginning Dec. 1)
- The Dave Rose Show
Mondays from 7-8 p.m. (beginning Nov. 24)

THE DAVE ROSE SHOW ON KSL-TV

BYU coach Dave Rose's weekly television show airs on Sunday evenings beginning Nov. 30 at 11 p.m. on KSL-TV, channel 5 in Salt Lake City and will be rebroadcast on the mtn. (check weekly listings for scheduled air times).

BYU FOREIGN PLAYERS BREAKDOWN BY COUNTRY

FINLAND (7)					
Timo Lampen	Lahti, Finland	1961			
Kari Liimo	Helsinki, Finland	1967-69			
	Two-time All-WAC				
Veikko Vainio	Kotka, Finland	1969-71			
Kalevi Sarkalahti	Helsinki, Finland	1971-73			
Jarmo Laitinen	Tapiola, Finland	1975			
Timo Saarelainen	Helsinki, Finland	1981-85			
	All-WAC, WAC Player of the Year				
Jarkko Ahibom	Rauma, Finland	1996-98			
CANADA (5)					
Tom Karren	Alberta, Canada	1952-54			
Bob Inglis	Calgary, Canada	1960, 62			
Orville Fisher	Alberta, Canada	1966-68			
Phil Tollestrup	Alberta, Canada	1970-72			
Jimmy Balderson	Alberta, Canada	2002, 05-07			
BRAZIL (4)					
Rafael Araujo	Sao Paulo, Brazil	2003-04			
	MVC Player of the Year,				
	Two-time All-MWC,				
	Two-time All-American				
Luiz Lemes	Sao Paulo, Brazil	2003-04			
Fernando Malaman	Limeira, Brazil	2006-07			
Jonathan Tavernari	Sao Bernardo, Brazil	2007-pres.			
YUGOSLAVIA (3)					
Kresimir Cosic	Zadar, Yugoslavia	1971-73			
	Three-time All-WAC,				
	Six-time All-American				
Misho Ostarcevic	Zadar, Yugoslavia	1976-77			
Nick Nakic	Zagreb, Yugoslavia	1977			
AUSTRALIA (1)					
Cory Reader	Brisbane, Australia	1994-95			
BAHAMAS (1)					
Archie Rose	Nassau, Bahamas	2008-pres.			
COTE D'IVOIRE (1)					
Charles Abouo	Abidjan, Cote d'Ivoire	2009-pres.			
BELGIUM (1)					
Sam Adams	Antwerp, Belgium	1991			
ENGLAND (1)					
Fred Petty	Yorkshire, England	1972			
HOLLAND (1)					
Paul Vos	Waalre, Holland	1978			
MEXICO (1)					
John Hatch	Colonial Juarez, Mexico	1968			
NEW ZEALAND (1)					
Michael Tompson	Nelson, New Zealand	1997			
SERBIA (1)					
Vuk Ivanovic	Pancevo, Serbia	2006-08			

2008-09 OFFENSIVE TRENDS (BYU-OPPONENT)

	PTS/PAINT (Margin)	PTS OFF T.O. (Margin)	2ND CHANCE PTS (Margin)	FASTBREAK PTS (Margin)	BENCH PTS (Margin)	BIG RUN	BIG LEAD
@ Long Beach State	30-24 (+6)	12-6 (+6)	12-5 (+7)	6-0 (+6)	8-17 (-9)	8-0/7-0	10/7
at Pepperdine	26-14 (+12)	23-12 (+11)	4-6 (-2)	8-4 (+4)	17-28 (-11)	10-0/9-0	33/0
NORTH FLORIDA	28-10 (+18)	18-7 (+11)	12-1 (+11)	4-0 (+4)	21-12 (-9)	9-0/3-0	35/0
RICE	26-22 (+4)	23-12 (+11)	12-9 (+3)	12-4 (+8)	28-27 (+1)	16-0/8-0	39/0
CAL POLY	38-18 (+20)	19-21 (-2)	13-9 (+4)	2-10 (-8)	6-21 (-15)	11-0/8-0	18/4
at Idaho State	41-22 (+19)	20-12 (+8)	8-10 (-2)	20-2 (+18)	7-18 (-11)	14-0/7-0	20/6
at Weber State	24-22 (+2)	22-4 (+18)	8-2 (+6)	8-0 (+8)	19-23 (-4)	8-0/7-0	32/4
at Utah State	20-22 (-2)	15-6 (+9)	6-16 (-10)	0-0 (0)	7-8 (-1)	5-0/7-0	10/1
BOISE STATE							
PORTLAND							
at Arizona State							
WESTERN OREGON							
at Tulsa							
WAKE FOREST							
at Colorado State							
TCU							
at New Mexico							
UNLV							
SAN DIEGO STATE							
at Utah							
WYOMING							
at Air Force							
COLORADO STATE							
at TCU							
NEW MEXICO							
at UNLV							
at San Diego State							
UTAH							
at Wyoming							
AIR FORCE							
SEASON TOTALS	233-154 (+79)	152-80 (+72)	75-58 (+17)	60-20 (+40)	113-154 (-41)		
Times Led (BYU/Opp/Tie)	7/1/0	7/1/0	5/3/0	6/1/1	2/6/0		



2008-09 MWC STANDINGS

	MWC	Overall	Streak
BYU	-	8-0	W8
San Diego State	-	7-1	W6
Wyoming	-	6-1	W1
UNLV	-	7-2	W2
Air Force	-	6-2	W3
Utah	-	5-2	L1
TCU	-	6-3	W5
New Mexico	-	4-4	W1
Colorado State	-	3-5	L3

2008-09 MWC PLAYERS OF THE WEEK

Nov. 17	Lee Cummond, Sr., G, BYU
Nov. 24	Luke Nevill, Sr., C, Utah
Dec. 1	Kyle Spain, Sr., F, San Diego State
Dec. 8	Rene Rougeau, Sr., G, UNLV

PRESEASON MWC MEDIA POLL

School (First-place votes) Points

1. UNLV (16)-206
2. **BYU (5)-181**
3. San Diego State (3)-170
4. Utah-148
5. New Mexico-132
6. Wyoming-75
7. Air Force-66
8. Colorado State-53
9. TCU-49

Preseason All-MWC

Lee Cummond, Sr., G, BYU

Lorenzo Wade, Sr., F, San Diego State
 Wink Adams, Sr., G, UNLV
 Luke Nevill, Sr., C, Utah
 Brandon Ewing, Sr., G, Wyoming

Preseason Co-Players of the Year

Lee Cummond, Sr., G, BYU

Wink Adams, Sr., G, UNLV

Preseason Newcomer of the Year

Tre'Von Willis, So., G, UNLV

Preseason Freshman of the Year

Phillip McDonald, G, New Mexico

PRESEASON MWC POLL

The Mountain West Conference media selected two-time defending MWC Tournament champion UNLV as the preseason favorite to win the Mountain West Conference men's basketball regular-season title in 2008-09. Three teams earned first-place votes, with UNLV capturing 16 of 24 first-place votes and 206 points for the top spot in the poll. Two-time defending MWC regular-season champion BYU (181 points) collected five first-place votes, while San Diego State (170 points) earned three first-place votes to finish second and third, respectively. Utah tallied 148 points for fourth and New Mexico earned 132 points for fifth. Wyoming received 75 points to finish sixth, followed by Air Force (66 points) in seventh, Colorado State (53 points) in eighth and TCU (49 points) in ninth to round out the poll. Five seniors representing five institutions were chosen for the 2008-09 preseason all-MWC team. BYU's Lee Cummond and UNLV's Wink Adams shared Preseason MWC Player of the Year honors, while UNLV's Tre'Von Willis garnered Preseason Newcomer of the Year accolades and New Mexico's Phillip McDonald received Preseason Freshman of the Year kudos.

IN THE NINE YEARS OF THE MWC ...

- BYU has had seven 20-win seasons, leading all MWC schools. Utah has had five, UNLV five, San Diego State four and Air Force, Wyoming and New Mexico three.
- BYU has had the league's top RPI three times, been second three times and third on three occasions. The Cougars were second last year (25) behind UNLV (24).
- BYU regularly plays one of the toughest schedules in the MWC. Last year, BYU's schedule was rated third behind UNLV and Utah.
- BYU has the most overall wins (189).
- BYU is also has the most conference wins (87).
- BYU is tied for the most MWC regular-season titles (four) with Utah.
- BYU is one of six MWC teams to win the MWC Tournament title.

LEE CUMMOND NAMED TO MWC 10TH ANNIVERSARY TEAM

PROVO, Utah (Oct. 13, 2008) - BYU senior guard Lee Cummond was one of 10 players named to the Mountain West Conference Men's Basketball 10th Anniversary Team. Cummond joins UNLV senior guard Wink Adams as the only two current players named to the team.

The team, announced by the MWC Monday, was selected by a combined panel of media, institutional and conference personnel and an on-line fan poll. In order to be eligible for consideration, candidates must have been an All-MWC First Team selection at least once in their careers.

The reigning MWC Player of the Year, Cummond leads a BYU team that has won back-to-back outright regular-season championships and holds the nation's top home victory streak at 47 games. The All-America candidate was the lone Cougar named to the team.

Anniversary teams will be chosen for each of the 19 conference-sponsored sports during the 2008-09 seasons in celebration of the Mountain West's 10th anniversary.

Player	Position	School	Years Played in MWC	All-Conference
Lee Cummond	Guard/Forward	BYU	2005-Present	2007-08
Jason Smith	Forward	Colorado St.	2004-07	2005-06, 2006-07
Ruben Douglas	Guard	New Mexico	2000-03	2001-02, 2002-03
Danny Granger	Forward	New Mexico	2003-05	2003-04, 2004-05
Brandon Heath	Guard	San Diego St.	2003-07	2005-06, 2006-07
Wink Adams	Guard	UNLV	2005-Present	2007-08
Marcus Banks	Guard	UNLV	2001-03	2002-03
Andrew Bogut	Center	Utah	2003-05	2004-05
Marcus Bailey	Forward	Wyoming	1999-03	2000-01, 2001-02
Josh Davis	Forward/Center	Wyoming	1999-02	1999-00, 2000-01

BYU IN THE MWC STATISTICAL RATINGS

MWC STATS	ALL	CONF	INDIVIDUAL	TOP BYU PLAYER - ALL	TOP BYU PLAYER - CONF.
Scoring Offense	2nd	-	Scoring	Lee Cummond - 2nd	-
Scoring Defense	2nd	-	Rebounding	Jonathan Tavemari - 5th	-
Scoring Margin	1st	-	FG Percentage	Chris Miles - 1st	-
FT Percentage	2nd	-	Assists	Jimmer Fredette - 2nd	-
FG Percentage	1st	-	FT Percentage	Lee Cummond - 7th	-
FG Percentage Defense	3rd	-	Steals	Jackson Emery - T5th	-
3FG Percentage	5th	-	3FG Percentage	Jimmer Fredette - 5th	-
3FG Percentage Defense	2nd	-	3FG Made/Game	Jonathan Tavemari - 6th	-
Rebounding Average	3rd	-	Blocked Shots	Miles, Cummond - T10th	-
Rebounds Allowed	2nd	-	Assist/TO Ratio	Jackson Emery - T1st	-
Rebounding Margin	1st	-	Offensive Rebounds	N/A	-
Blocked Shots	5th	-	Defensive Rebounds	Jonathan Tavemari - 2nd	-
Assists	1st	-			
Steals	2nd	-			
Turnover Margin	3rd	-			
Assist/Turnover Ratio	1st	-			
Offensive Rebounds	9th	-			
Defensive Rebounds	2nd	-			
3-FG Made/Game	2nd	-			



2008-09 BYU NUMERICAL ROSTER

NO.	NAME	POS.	HT.	WT.	YR.	EXP.	HOMETOWN (PREVIOUS SCHOOL)
1	Charles Abouo	G/F	6-5	210	Fr.	HS	Abidjan, Cote d'Ivoire (Brewster Academy)
2	Lamont Morgan, Jr.	G	5-10	170	Jr.	TR-RS	Pomona, Calif. (Saddleback CC)
4	Jackson Emery	G	6-3	185	So.	1L	Alpine, Utah (Lone Peak HS)
5	Archie Rose	G	6-5	210	Sr.	1L	Nassau, Bahamas (Lee College)
10	Michael Loyd, Jr.	G	6-1	170	So.	1L	Las Vegas, Nev. (Palo Verde HS)
15	James Anderson	F/C	6-10	230	Fr.	RS	Page, Ariz. (Page HS)
20	Matt Pinegar	G	6-0	190	Fr.	RS	Provo, Utah (Timpview HS)
30	Lee Cummard	G	6-7	190	Sr.	3L	Mesa, Ariz. (Mesa HS)
32	Jimmer Fredette	G	6-2	195	So.	1L	Glens Falls, N.Y. (Glens Falls HS)
34	Noah Hartsock	F	6-8	215	Fr.	HS	Bartlesville, Okla. (Bartlesville HS)
35	Michael Boswell	F	6-9	215	Fr.	HS	Aloha, Ore. (Aloha HS)
45	Jonathan Tavernari	F	6-6	215	Jr.	2L	Sao Bernardo, Brazil (Bishop Gorman HS)
53	Gavin MacGregor	F/C	6-10	240	Sr.	1L	Ridgecrest, Calif. (Burroughs HS)
54	Chris Miles	F/C	6-11	235	Jr.	2L	Provo, Utah (Timpview HS)

Head Coach: Dave Rose, 4th year (Houston, 1983)

Associate Head Coach: Dave Rice (UNLV, 1991)

Assistant Coaches: John Wardenburg (BYU, 1986); Terry Nashif (BYU, 2005)

Director of Basketball Operations: Tim LaComb (Utah, 2006)

Team Trainer: Robert Ramos (BYU, 1995)

PRONUNCIATION GUIDE

CHARLES ABOUO
a-BOO-oh

LEE CUMMARD
cuh-MAHRD

JIMMER FREDETTE
Frah-debt

JONATHAN TAVERNARI
tah-ver-NAHR-ee


TERRY NASHIF
NASH-if

ROBERT RAMOS
RAY-mus

2008-09 SEASON / CAREER HIGHS

#	PLAYER	POINTS	REBOUNDS	ASSISTS
1	ABOUDO, Charles Career:	9 at Pepperdine, vs. North Florida, vs. Rice same	4 vs. North Florida, vs. Cal Poly same	2 vs. Rice same
2	MORGAN, JR., Lamont Career:	10 vs. Rice same	3 vs. LBSU, at Pepperdine, at ISU same	4 vs. Rice same
4	EMERY, Jackson Career:	15 at Idaho State same	6 vs. Utah State (08-09) 6 vs. N. Kentucky (05-06), vs. USU (08-09)	9 vs. Pepperdine same
5	ROSE, Archie Career:	- 3 vs. Southern Utah (07-08)	6 at Weber State same	- 2 at Long Beach State (07-08)
15	ANDERSON, James Career:	6 at Weber State same	5 vs. North Florida same	- same
20	PINEGAR, Matthew Career:	2 vs. North Florida same	2 vs. North Florida same	1 vs. North Florida same
30	CUMMARD, Lee Career:	36 vs. Long Beach State same	12 vs. North Florida 13 at UNLV (MWC Finals) (06-07)	6 vs. Utah State 8 vs. Lamar, SUU (07-08)
32	FREDETTE, Jimmer Career:	19 at ISU 19 vs. Hartford (07-08), at ISU (08-09)	4 vs. Rice, at ISU 5 vs. Texas A&M-NCAA (07-08)	7 at Weber State same
34	HARTSOCK, Noah Career:	6 vs. Pepperdine same	5 vs. Rice same	2 vs. Cal Poly same
45	TAVERNARI, Jonathan Career:	25 vs. North Florida 29 vs. No. 6 Louisville (07-08)	10 vs. Pepperdine, Cal Poly 10, 4 times, last vs. Cal Poly (08-09)	6 at Weber State same
53	MacGREGOR, Gavin Career:	7 vs. Utah State same	4 vs. North Florida same	1 vs. Rice, vs. Utah State 1 three times, last vs. Utah State (08-09)
54	MILES, Chris Career:	28 vs. Cal Poly same	6 vs. Long Beach State 7 at CSU (04-05)	3 vs. Rice 4 at Wake Forest (07-08)





Since becoming head coach of the BYU Men's Basketball program on April 11, 2005, Dave Rose has guided the Cougars to an impressive array of on-the-court awards and accolades while his unassuming approach to service and the community has been recognized at the top of his profession.

Cougar fans have had plenty to "Rise and Shout" about with Rose at the helm. He has produced a three-year resume that is nearly unmatched. In fact, only eight other coaches have ever won more games in their first three seasons at the Division I level. Rose has returned BYU to the national stage with back-to-back appearances in the top-25 polls

and back-to-back NCAA Tournament berths. Under his tutelage, Rose's teams have not only broken into the top-25 rankings but also achieved the MWC's first-ever two-time outright league championships. Rose is the only BYU men's basketball coach to win conference coach-of-the-year honors in back-to-back seasons. He has also received district coach of the year accolades and honorable mention for national coach of the year. Another evidence of Rose's commitment to excellence is that his basketball program ranks in the top 10 percent nationally in multi-year NCAA Academic Progress Rate scores. As a result, the NCAA has honored BYU with Public Recognition awards in each of the past two seasons for their high academic achievement.

Rose first came to BYU as an assistant in 1997 to help newly hired head coach Steve Cleveland rebuild the Cougar program. Rose served eight seasons with Cleveland, including the last five as Associate Head Coach, before being promoted to BYU's head job. Rose played a vital role in rebuilding BYU's program from an inherited 1-25 team into a regular NCAA Tournament participant and 20-game winner. BYU has qualified for postseason play in eight of the past nine seasons, including five NCAA bids, while claiming four MWC titles. A strong evaluator of talent with a vast network of coaching connections across the country, Rose has a proven record as a top recruiter. He has been recognized as one of college basketball's top-25 recruiters as BYU has had multiple top-20 recruiting classes with Rose overseeing or coordinating its efforts. Ten recruits have earned conference newcomer honors or a major league award in their first season as a Cougar in the 11 years Rose has been in Provo.

- Jonathan Tavernari (2006-07 MWC Freshman of the Year)
- Trent Plaisted (2005-06 MWC Freshman of the Year, 2nd-team All-MWC)
- Mike Hall (2003-04 MWC Defensive Player of the Year, 3rd-team All-MWC)
- Rafael Araujo (2002-03 Newcomer of the Year, MWC media poll, 3rd-team All-MWC)
- Jared Jensen (2001-02 MWC Co-Freshman of the Year)
- Trent Whiting (2000-01 MWC Newcomer Team, 2nd-team All-MWC)
- Terrell Lyday (1999-2000 MWC Newcomer of the Year, All-Tournament Team)
- Mark Bigelow (1998-99 WAC Freshman of the Year, Newcomer Team, 2nd-team All-WAC)
- Mekeli Wesley (1997-98 WAC Newcomer Team)
- Ron Selleaze (1997-98 WAC Newcomer of the Year, Newcomer Team, 2nd-team All-WAC)

With 25 years of coaching experience, including 13 seasons as a head coach at the Division I, junior college, and high school levels, Rose has a proven record of constant success. Prior to coming to BYU as an assistant in 1997, Rose compiled a 167-57 record at Dixie State College (St. George, Utah). Before being promoted to the head coaching position at Dixie, Rose served as a Rebel assistant coach under Ken Wagner for three seasons. Rose coached multiple sports at Millard and Pine View high schools in Utah before joining the staff at Dixie.

Rose excelled in both baseball and basketball as a two-sport athlete at Dixie State College in St. George, Utah, before serving a full-time mission for The Church of Jesus Christ of Latter-day Saints in Manchester, England, from 1977-79. Upon returning home, he transferred to the University of Houston where he completed his degree and was a shooting guard and co-captain of the famous "Phi Slamma Jamma" team featuring Hakeem Olajuwon and Clyde Drexler. In 1983 his Houston team was ranked No. 1 nationally and finished as the national runner-up.

A native of Houston, Texas, Rose and his wife Cheryl have three children and two grandchildren. Currently the Honorary Chairman of the Children with Cancer Christmas Foundation, Rose works with his wife, Cheryl, and the team to annually serve and comfort local families who endure the challenges of raising a child who has cancer. Dave

and Cheryl are also actively involved in a variety of other service and community initiatives. In 2008, Rose was honored by the National Association of Basketball Coaches with its Game Pillar Award for Service, one of only four Pillar Awards (Education, Leadership, Service and Advocacy) that the Association annually bestows on the most deserving among its vast membership. In 2008, Rose also became the 63rd recipient of the Dale Rex Memorial Award given annually to the person who has done the most for amateur athletics in the state of Utah.

COMMENTING ON ROSE

"Dave Rose is one of the best coaches I have ever known. He is not only the best at preparing you to succeed against your opponent by preparing game plans but also the greatest motivator I have ever been around. He has a special way to communicate with the players and instill confidence that enables you to play at the highest level every game. When my career at BYU came to an end, he continued to help me choose an agent, go to NBA camps and NBA workouts and begin my professional career. He never stopped supporting and believing in me. I will always be grateful for what he has done for me and continues to do for me now."

– Travis Hansen, Former BYU Cougar and Atlanta Hawk, playing professionally in Russia

"I have never been around a coach who had a feel for what makes each player tick like Coach Rose. The game plans he prepared were usually right on, and if we executed them we won the game. He is a coach that you not only want to play for but also would sacrifice almost anything for. He has been one of the most influential people in my basketball career, and I will forever benefit from his lessons on basketball and life. I've never seen any other coach like him."

– Mark Bigelow, Former BYU Cougar, playing professionally in Spain

"Dave Rose has done an outstanding job of establishing BYU as one of the premier programs in the Western United States. He's an outstanding teacher of the game, and equally important, is an outstanding person who demands the most out of his players both on and off the court. He's a credit to the coaching profession, and BYU is very fortunate to have him as its coach."

– UCLA Head Coach Ben Howland

"I'm impressed with the preparation of BYU and the poise they demonstrate. That's definitely a credit to Dave Rose and his coaching staff. Rose looks young, but he's got a lot of experience. He's done a nice job as a head coach ... He has experience at the highest levels of college basketball, both as a player and a coach."

– ESPN Game Analyst Steve Lavin

WORTH NOTING

- Dave Rose has a .742 winning percentage as a college head coach (239-83), including a 27-8 (.771) record this season, a 25-9 (.735) mark last year, a 20-9 (.690) season in his first year at BYU and a 167-57 (.746) record in seven seasons at Dixie State College.
- Dave Rose was named the Mountain West Conference Coach of the Year each of his first two seasons, becoming the first-ever BYU men's basketball coach to win back-to-back league coach-of-the-year honors.
- BYU was the second-most improved team in the nation in 2005-06 under Rose and his coaching staff in their first season.
- The BYU coaching staff has more than 60 years of combined coaching experience.
- The BYU coaching staff has playing experience in NCAA Final Fours, including a National Championship.
- The BYU coaching staff has played with or coached 27 NBA players.

ROSE DIVISION I COACHING LEDGER

School	Season	Overall	MWC	MWC Tourney	NCAA/NIT
BYU	2005-06	20-9	12-4	0-1	0-1 NIT
BYU	2006-07	25-9	13-3	2-1	0-1 NCAA
BYU	2007-08	27-8	14-2	2-1	0-1 NCAA
BYU	2008-09	8-0	0-0	0-0	-
DIVISION I TOTAL		80-26 (.755)	39-9 (.813)	4-3 (.571)	0-3





CHARLES ABOUO
 6-5 • 210 • freshman • guard/forward
 Abidjan, Cote D'Ivoire

LAST OUTING: Had one block against Utah State.

TRACKING ABOUO IN 2008-09: Scored two points and had one assist and one steal at Weber State ... scored three points on 3-of-4 shooting from the line and grabbed three rebounds at Idaho State ... had three points and tied his career high with four rebounds against Cal Poly ... tied his career high of nine points against Rice ... added two rebounds and a career-high two assists ... tied his career high with nine points on 4-of-6 shooting from the field against North Florida ... added a career-best four rebounds, one assist and one steal ... scored nine points while hitting one three and 6-for-6 from the free throw line at Pepperdine ... also grabbed two rebounds ... played eight minutes against Long Beach State ... grabbed two rebounds.

PLAYER SUMMARY: A versatile player, Abouo was the Utah 3A Player of the Year in 2007 out of Logan High School before playing for Brewster Academy last season, where he helped his team earn a 31-4 record. He is a good defender with a solid mid-range game and the ability to drive to the hoop or pull up and hit the three. His length and athleticism should make him a contributor for the Cougars this season.

PERSONAL: Parents are Ernest and Yvonne Abouo ... enjoys cooking, drawing, playing soccer, eating, sleeping and watching movies ... favorite food is his Mom's African cooking ... favorite book is Into Thin Air and favorite movie is Blue Streak ... played for the Utah Pump and Run AAU team with former BYU players Chris Collinsworth and Nick Marineau (both played in 2007-08 and are now serving two-year missions) ... also recruited by San Diego State, Wichita State, Utah State, Loyola, Montana, Tulsa and VCU ... open major.

Charles Abouo – 2008-09 Game-by-Game

Opponent	Date	GS	Min	TOTAL			3-PTS			REBOUNDS							Pts	Avg							
				FG	FGA	Pct	3FG	FGA	Pct	FT	FTA	Pct	Off	Def	Tot	Avg			PF	FO	A	TO	Blk	Stl	
LONG BEACH STATE	11/14/08		8	0	0	.000	0	0	.000	0	0	.000	0	2	2	2.0	0	0	0	0	0	0	0.0		
at Pepperdine	11/18/08		13	1	2	.500	1	1	1.000	6	6	1.000	0	2	2	2.0	1	0	1	0	1	0	4.5		
NORTH FLORIDA	11/20/08		19	4	6	.667	0	0	.000	1	2	.500	0	4	4	2.7	1	0	1	0	0	1	6.0		
RICE	11/21/08		21	2	6	.333	1	2	.500	4	4	1.000	0	2	2	2.5	1	0	2	1	0	0	6.8		
CAL POLY	11/22/08		15	1	2	.500	0	1	.000	1	1	1.000	1	3	4	2.8	0	0	1	1	0	0	6.0		
at Idaho State	11-29-08		9	0	0	.000	0	0	.000	3	4	.750	0	3	3	2.8	0	0	0	1	0	0	5.5		
at Weber State	12-03-08		9	1	4	.250	0	2	.000	0	0	.000	2	0	2	2.7	0	0	1	1	0	0	5.0		
vs Utah State	12/06/08		3	0	1	.000	0	0	.000	0	0	.000	0	0	0	2.4	0	0	0	1	1	0	4.4		
Totals			0	97	9	21	.429	2	6	.333	15	17	.882	3	16	19	2.4	3	0	6	5	2	1	35	4.4

Games played: 8
 Minutes/game: 12.1
 Points/game: 4.4
 FG Pct: 42.9
 3FG Pct: 33.3
 FT Pct: 88.2

Rebounds/game: 2.4
 Assists/game: 0.8
 Turnovers/game: 0.6
 Assist/turnover ratio: 1.2
 Steals/game: 0.1
 Blocks/game: 0.3

CAREER HIGHS:

POINTS: 9 at Pepp (2008), vs. UNF (2008), vs. Rice (2008)
 FG MADE: 4 vs. UNF (2008)
 FG ATT: 6 vs. UNF (2008), vs. Rice (2008)
 FG %: .667 (4-6) vs. UNF (2008)
 3FG MADE: 1 at Pepperdine (2008)
 3FG ATT: 2 at Pepperdine (2008), vs. Rice (2008), at Weber State (2008)
 3FG %: -
 FT MADE: 6 at Pepperdine (2008)
 FT ATT: 6 at Pepperdine (2008)
 FT %: 1.000 (6/6) at Pepperdine (2008)
 REB: 4 vs. UNF (2008), vs. Cal Poly (2008)
 ASSISTS: 2 vs. Rice (2008)
 BLOCKS: 1 at Pepperdine (2008), vs. Utah State
 STEALS: 1 vs. UNF (2008)
 MINUTES: 21 vs. Rice (2008)

SEASON-HIGH POINTS:

First Half: 3 vs. Cal Poly
 Second Half: 9 at Pepperdine, vs. UNF
 Game: 9 at Pepperdine, vs. UNF
**Percentage Minimums -
 4 FG, 2 3FG, 3 FT Made**



LAMONT MORGAN, JR.

5-10 • 170 • junior • guard
Pomona, Calif.

LAST OUTING: Saw 18 minutes of action against Utah State ... had one rebound.

TRACKING MORGAN, JR. IN 2008-09: Scored nine points and hit 4-of-4 from the line at Weber State ... also had two rebounds, one assist and a steal against the Wildcats ... had two points, three rebounds and one assist at Idaho State ... had three points, one rebound, one steal and one assist against Cal Poly ... scored a career-best 10 points on 3-of-5 shooting from the field and 2-of-2 shooting from downtown against Rice ... added career highs of four assists and two steals ... scored four points — a career high — and had two assists and one steal against Long Beach State ... had three rebounds, two assists and one steal off the bench at Pepperdine. ... started and played 24 minutes against Long Beach State ... tallied three rebounds, two assists and on steal.

PLAYER SUMMARY: Described as a lightning quick point guard, junior Lamont Morgan, Jr. is expected to immediately contribute after transferring from Saddleback Community College in Mission Viejo, Calif. A highly successful junior college program, SCC advanced to the state semifinal game in 2007 behind the play of Morgan, who started every game at the point and averaged 4.4 assists per contest. In addition to his ball-handling abilities, Morgan will also be counted on for his leadership and court vision.

PERSONAL: Has one brother and one sister ... enjoys listening to music, dancing, hanging out with his brothers and writing poetry ... favorite actor is Denzel Washington ... favorite movie is Love and Basketball ... favorite food is soul food ... sports heros are Michael Jordan and Kobe Bryant and non-sports hero is his Mom ... leisure services major.

Lamont Morgan, Jr. – 2008-09 Game-by-Game

Opponent	Date	GS	Min	TOTAL			3PTS			REBOUNDS			PF	FO	A	TO	Blk	Stl	Pts	Avg				
				FG	FGA	Pct	3FG	FGA	Pct	FT	FTA	Pct									Off	Def	Tot	Avg
LONG BEACH STATE	11/14/08	*	24	0	3	.000	0	3	.000	0	0	.000	1	2	3	3.0	0	0	2	1	0	1	0	0.0
at Pepperdine	11/18/08		19	0	2	.000	0	1	.000	0	0	.000	0	3	3	3.0	4	0	2	0	0	1	0	0.0
NORTH FLORIDA	11/20/08		22	1	5	.200	0	3	.000	2	3	.667	0	1	1	2.3	3	0	2	4	0	0	4	1.3
RICE	11/21/08		24	3	5	.600	2	2	1.000	2	3	.667	0	0	0	1.8	0	0	4	4	0	2	10	3.5
CAL POLY	11/22/08		14	1	3	.333	0	0	.000	1	1	1.000	0	1	1	1.6	1	0	1	3	0	1	3	3.4
at Idaho State	11-29-08		14	0	0	.000	0	0	.000	2	4	.500	1	2	3	1.8	3	0	1	1	0	0	2	3.2
at Weber State	12-03-08		27	2	7	.286	1	3	.333	4	4	1.000	1	1	2	1.9	1	0	1	1	0	1	9	4.0
vs Utah State	12/06/08		18	0	2	.000	0	0	.000	0	0	.000	0	1	1	1.8	0	0	0	1	0	0	0	3.5
Totals			162	7	27	.259	3	12	.250	11	15	.733	3	11	14	1.8	12	0	13	15	0	6	28	3.5

Games played: 8
Minutes/game: 20.3
Points/game: 3.5
FG Pct: 25.9
3FG Pct: 25.0
FT Pct: 73.3

Rebounds/game: 1.8
Assists/game: 1.6
Turnovers/game: 1.9
Assist/turnover ratio: 0.9
Steals/game: 0.8

CAREER HIGHS:

POINTS: 10 vs. Rice (2008)
FG MADE: 3 vs. Rice (2008)
FG ATT: 7 at Weber State (2008)
FG %: .600 (3-5) vs. Rice (2008)
3FG MADE: 2 vs. Rice (2008)
3FG ATT: 3 vs. LBSU (2008), vs. UNF (2008), at Weber State (2008)
3FG %: 1.000 (2/2) vs. Rice (2008)
FT MADE: 4 at Weber State (2008)
FT ATT: 4 at Weber State (2008)
FT %: 1.000 (4/4) at Weber State (2008)
REB: 3 vs. LBSU (2008), at Pepperdine (2008), at ISU (2008)
ASSISTS: 4 vs. Rice (2008)
BLOCKS: -
STEALS: 2 vs. Rice (2008)
MINUTES: 27 at Weber State (2008)

SEASON-HIGH POINTS:

First Half: 7 at Weber State (2008)
Second Half: 4 vs. UNF, vs. Rice (2008)
Game: 10 vs. Rice (2008)
Percentage Minimums -
4 FG, 2 3FG, 3 FT Made



JACKSON EMERY
 6-3 • 185 • sophomore • guard
 Alpine, Utah

LAST OUTING: Against Utah State at Energy Solutions Arena scored nine points, tied his career highs with six rebounds and one block and set a new career high with five steals ... also set career highs in minutes played, free throws made (4) and free throws attempted (8).

TRACKING EMERY IN 2008-09: Against Utah State at Energy Solutions Arena scored nine points, tied his career highs with six rebounds and one block and set a new career high with five steals ... also set career highs in minutes played, free throws made (4) and free throws attempted (8) ... hit 2-of-3 from downtown at Weber State for six points ... added two rebounds, two assists and two steals against the Wildcats ... against Idaho State scored a career-high 15 points on 6-of-9 shooting from the field and 2-of-4 shooting from three-point range ... added four rebounds, two assists and a career-high three steals ... had nine points, three rebounds, three assists, one steal and one block against Cal Poly ... hit 3-of-3 from the field ... scored eight points on 3-of-4 shooting, including 2-of-3 on threes, against Rice ... added five rebounds and three assists ... scored eight points and handed out five assists in 23 minutes against North Florida ... scored nine points and dished out a career-best nine assists at Pepperdine ... added two steals and two rebounds while hitting 3-of-5 from the field and from the free throw line ... scored three points to go with five rebounds and three assists against Long Beach State ... completed a three-point play with 12:12 remaining in the second half to give BYU a 43-42 lead.

PLAYER SUMMARY: Known for his competitiveness and clutch play, Jackson Emery is a quick player and solid defender with outstanding leaping ability. A good shooter from long range, he also has the athleticism and creativity to convert inside when going to the basket. He has the ability to contribute in his first season after being named the top player in Class 4A from the state of Utah in 2005.

PERSONAL: Born in June 1987 in Salt Lake City, Utah ... parents are Derek and Patti Emery ... has two brothers, Nick and Alex, and one sister, Annie ... married Cheresse Creer in fall 2008 ... sports hero Michael Jordan ... began playing basketball with his dad as a child ... enjoys March Madness and reading Harry Potter ... recruited by Utah, Princeton, Air Force, Utah State, Weber State, Snow College, Westminster, UVSC and Dixie State College ... undecided major.

Jackson Emery – 2008-09 Game-by-Game

Opponent	Date	GS	Min	TOTAL			3-PTS			REBOUNDS			PF	FO	A	TO	Blk	Stl	Pts	Avg				
				FG	FGA	Pct	3FG	FGA	Pct	FT	FTA	Pct									Off	Def	Tot	Avg
LONG BEACH STATE	11/14/08	*	33	1	5	.200	0	3	.000	1	1	1.000	0	5	5	5.0	1	0	3	2	0	3	3.0	
at Pepperdine	11/18/08	*	27	3	5	.600	0	2	.000	3	5	.600	0	2	2	3.5	2	0	9	4	0	2	9.0	
NORTH FLORIDA	11/20/08	*	23	3	4	.750	2	3	.667	0	0	.000	0	1	1	2.7	0	0	5	1	0	0	8.0	
RICE	11/21/08	*	25	3	4	.750	2	3	.667	0	0	.000	0	5	5	3.3	2	0	3	0	0	0	8.0	
CAL POLY	11/22/08	*	33	3	3	1.000	1	1	1.000	2	2	1.000	0	3	3	3.2	3	0	3	1	1	1	9.0	
at Idaho State	11-29-08	*	31	6	9	.667	2	4	.500	1	1	1.000	0	4	4	3.3	5	1	2	2	0	3	15.0	
at Weber State	12-03-08	*	19	2	3	.667	2	3	.667	0	0	.000	0	2	2	3.1	3	0	2	0	0	2	6.0	
vs Utah State	12/06/08	*	37	2	5	.400	1	2	.500	4	8	.500	1	5	6	3.5	1	0	3	0	1	5	9.0	
Totals			8	228	23	38	.605	10	21	.476	11	17	.647	1	27	28	3.5	17	1	30	10	2	13	67.0

Games played: 8
 Minutes/game: 28.5
 Points/game: 8.4
 FG Pct: 60.5
 3FG Pct: 47.6
 FT Pct: 64.7
 Rebounds/game: 3.5
 Assists/game: 3.8
 Turnovers/game: 1.3
 Assist/turnover ratio: 3.0
 Steals/game: 1.6
 Blocks/game: 0.3

CAREER HIGHS:

POINTS: 15 at ISU (2008)
 FG MADE: 6 at ISU (2008)
 FG ATT: 9 at ISU (2008)
 FG %: .750 (3-4) vs. UNF (2008), vs. Rice
 3FG MADE: 3 at Wyoming (2006)
 3FG ATT: 5 at USU (2006)
 3FG %: 1.000 (2-2) vs. NKU (2006)
 FT MADE: 4 vs. Utah State (2008)
 FT ATT: 8 vs. Utah State (2008)
 FT %: .600 (3-5) at Pepperdine (2008)
 REB: 6 vs. NKU (2006), vs. Utah State (2008)
 ASSISTS: 9 at Pepperdine
 BLOCKS: 1 (9 times) last vs. Utah State (2008)
 STEALS: 5 vs. Utah State (2008)
 MINUTES: 37 vs. Utah State (2008)

SEASON-HIGH POINTS:

First Half: 8 vs. Rice
 Second Half: 8 at ISU
 Game: 15 at ISU

Percentage Minimums -
 4 FG, 2 3FG, 3 FT Made

EMERY YEAR-BY-YEAR BYU STATS

YEAR	GP	GS	MIN	AVG	FG	FGA	PCT	3FG	FGA	PCT	FT	FTA	PCT	OFF	DEF	TOT	AVG	PF	FO	A	AVG	TO	BLK	STL	PTS	AVG
2005-06	29	6	279	9.6	28	70	.400	13	43	.302	10	13	.769	14	27	41	1.5	38	1	19	0.7	19	7	10	79	2.8
Total	29	6	279	9.6	28	70	.400	13	43	.302	10	13	.769	14	27	41	1.5	38	1	19	0.7	19	7	10	79	2.8





ARCHIE ROSE
 6-5 • 210 • senior • guard
 Nassau, Bahamas

LAST OUTING: Played one minute against Utah State.

TRACKING ROSE IN 2008-09: Saw his first action of the season at Weber State ... grabbed a career-high six rebounds in nine minutes against the Wildcats.

PLAYER SUMMARY: A 6-foot-5 senior guard/forward, Archie Rose came to BYU with three years of experience at the junior college level with stints at Northeastern Colorado Junior College (Sterling, Colo.) and Lee College (Baytown, Texas). A terrific outside shooter, Rose is a talented scorer who adds depth on the wing for the Cougars. He played in 20 games for BYU as a junior.

PERSONAL: Mom is Debra Rose ... his uncle, Lynden Rose, played basketball with BYU head coach Dave Rose at Houston ... enjoys sleeping, video games and diving ... favorite food is sushi ... favorite book is Street Lawyer ... favorite movie is Finding Forester ... also recruited by Texas A&M, Oklahoma State, LSU, Virginia Tech, Oklahoma, Texas Tech, Miami, Georgia Southern, Houston and Nebraska ... sociology major.

Archie Rose – 2008-09 Game-by-Game

Opponent	Date	GS	Min	TOTAL			3-PTS			REBOUNDS			PF	FO	A	TO	Blk	Stl	Pts	Avg			
				FG	FGA	Pct	3FG	FGA	Pct	FT	FTA	Pct									Off	Def	Tot
LONG BEACH STATE	Did Not Play																						
at Pepperdine	Did Not Play																						
NORTH FLORIDA	Did Not Play																						
RICE	Did Not Play																						
CAL POLY	Did Not Play																						
at Idaho State	Did Not Play																						
at Weber State	12/03/08		9	0	1	.000	0	0	.000	0	1	.000	1	5	6	6.0	1	0	0	0	0	0	0.0
vs Utah State	12/06/08		1	0	0	.000	0	0	.000	0	0	.000	0	0	0	3.0	0	0	0	0	0	0	0.0
Totals			0	10	0	1	.000	0	0	.000	0	1	.000	1	5	6	3.0	1	0	0	0	0	0.0

Games played: 2
 Minutes/game: 5.0
 FG Pct: 0.0
 FT Pct: 0.0
 Rebounds/game: 3.0

CAREER HIGHS:

POINTS: 3 vs. Southern Utah (2008)
 FG MADE: 1 (7 times) last vs. CSU-MWC (2008)
 FG ATT: 4 vs. LMU (2008)
 FG %: -
 3FG MADE: 1 vs. SUU (2008)
 3FG ATT: 2 vs. LMU (2008)
 3FG %: -
 FT MADE: 1 at Portland, vs. Lamar (2008)
 FT ATT: 2 at Portland, vs. Lamar (2008)
 FT %: -
 REB: 6 at Weber State (2008)
 ASSISTS: 2 at LBSU (2008)
 BLOCKS: 1 vs. UNM (2008)
 STEALS: 1 at LBSU, Portland (2008)
 MINUTES: 9 vs. LMU (2008), at Weber State (2008)

SEASON-HIGH POINTS:


First Half: N/A
 Second Half: N/A
 Game: N/A

Percentage Minimums -
 4 FG, 2 3FG, 3 FT Made

ROSE YEAR-BY-YEAR BYU STATS

YEAR	GP	GS	MIN	AVG	FG	FGA	PCT	3FG	FGA	PCT	FT	FTA	PCT	OFF	DEF	TOT	AVG	PF	FO	A	AVG	TO	BLK	STL	PTS	AVG
2007-08	20	0	73	3.7	7	17	.412	1	8	.125	2	9	.222	3	12	15	0.8	15	0	7	0.4	12	1	3	17	0.9
Total	20	0	73	3.7	7	17	.412	1	8	.125	2	9	.222	3	12	15	0.8	15	0	7	0.4	12	1	3	17	0.9





JAMES ANDERSON
 6-10 • 230 • freshman • forward/center
 Page, Ariz.

LAST OUTING: Saw two minutes of action at Utah State.

TRACKING ANDERSON IN 2008-09: At Weber State hit a career-best 3-of-4 from the field for a career-high six points ... played a career-high 10 minutes ... had one rebound at Idaho State ... grabbed one rebound against Cal Poly ... scored a career-best four points on 2-of-3 shooting against Rice while grabbing two rebounds ... registered career highs of two points, five rebounds and three blocks against North Florida ... saw eight minutes of playing time at Pepperdine, the first action of his career ... grabbed one offensive rebound.

PLAYER SUMMARY: A 6-foot-10 forward/center from Page, Ariz., Anderson is known for his athleticism, hard work and ability to run the floor. The McDonald's High School All-America nominee redshirted last season after returning from a two-year mission for The Church of Jesus Christ of Latter-day Saints to Guatemala City.

PERSONAL: Parents are Aaron and Julie Anderson ... has three sisters ... served a two-year mission for The Church of Jesus Christ of Latter-day Saints in the Guatemala City North Mission from May 2005 to May 2007 ... favorite food is lasagna ... enjoys March Madness, boating and playing the guitar ... sports hero is Michael Jordan ... also recruited by Oregon State and Wyoming ... open major.

James Anderson – 2008-09 Game-by-Game

Opponent	Date	GS	Min	TOTAL			3-PTS			FT	FTA	Pct	REBOUNDS				PF	FO	A	TO	Blk	Stl	Pts	Avg	
				FG	FGA	Pct	3FG	FGA	Pct				Pct	Off	Def	Tot									Avg
LONG BEACH STATE	11/18/08	Did Not Play																							
at Pepperdine	11/18/08		8	0	0	.000	0	0	.000	0	0	.000	1	0	1	1.0	0	0	0	0	0	0	0	0.0	
NORTH FLORIDA	11/20/08		8	1	2	.500	0	0	.000	0	0	.000	2	3	5	3.0	3	0	0	0	3	0	2	1.0	
RICE	11/21/08		8	2	3	.667	0	0	.000	0	0	.000	1	1	2	2.7	2	0	0	0	0	0	4	2.0	
CAL POLY	11/22/08		7	0	1	.000	0	0	.000	0	0	.000	0	1	1	2.3	2	0	0	0	0	0	0	1.5	
at Idaho State	11-29-08		7	0	1	.000	0	0	.000	0	0	.000	0	1	1	2.0	2	0	0	0	0	0	0	1.2	
at Weber State	12-03-08		10	3	4	.750	0	0	.000	0	0	.000	1	0	1	1.8	3	0	0	0	0	0	6	2.0	
vs Utah State	12/06/08		2	0	0	.000	0	0	.000	0	0	.000	0	0	0	1.6	2	0	0	0	0	0	0	1.7	
Totals			0	50	6	11	.545	0	0	.000	0	0	.000	5	6	11	1.6	14	0	0	0	3	0	12	1.7

Games played: 7
 Minutes/game: 7.1
 Points/game: 1.7
 FG Pct: 54.5

Rebounds/game: 1.6
 Blocks/game: 0.4

CAREER HIGHS:

POINTS: 6 at Weber State (2008)
 FG MADE: 3 at Weber State (2008)
 FG ATT: 4 at Weber State (2008)
 FG %: .750 (3-4) at Weber State (2008)
 3FG MADE: -
 3FG ATT: -
 3FG %: -
 FT MADE: -
 FT ATT: -
 FT %: -
 REB: 5 vs. UNF (2008)
 ASSISTS: -
 BLOCKS: 3 vs. UNF (2008)
 STEALS: -
 MINUTES: 10 at Weber State (2008)

SEASON-HIGH POINTS:

First Half: 2 at Weber State
 Second Half: 4 vs. Rice, at Weber State
 Game: 6 at Weber State

Percentage Minimums -
 4 FG, 2 3FG, 3 FT Made



MATTHEW PINEGAR
 6-0 • 190 • freshman • guard
 Provo, Utah

LAST OUTING: Played three minutes at Weber State.

TRACKING PINEGAR IN 2008-09: Registered a steal against Rice ... scored his first career points to go with two rebounds and one assist against North Florida ... saw three minutes of playing time at Pepperdine, the first action of his career.

PLAYER SUMMARY: An athletic combo guard, Matthew Pinegar is a good shooter known for his competitive drive and scoring ability. The two-time first-team all-state honoree redshirted last season after returning from a mission for The Church of Jesus Christ of Latter-day Saints.

BEFORE BYU: McDonald's High School All-America nominee ... helped his team win the region championship as a senior before falling in the state quarterfinals ... averaged 16 points, three assists and two steals per game ... named 4A first-team all-state as a junior and senior ... also earned Utah Valley MVP and Valley Player of the Year as a junior ... helped his team win the state 4A title posting 13.8 points, 4.0 assists and 2.3 steals per game as a junior ... was the only freshman on the varsity team in 200-01 ... coached by Perry Wildeboer ... also active in a capella club ... played for the Utah Heat AAU club under head coach Chris Jones.

PERSONAL: Parents are Steven and Lisa Pinegar ... grandfather Ed Pinegar played at BYU in the 1950's and father Steven played at Utah State in the late 1970's ... has six sisters and two brothers ... served a mission for The Church of Jesus Christ of Latter-day Saints to the Canada Toronto East Mission from 2005-07 ... enjoys wakeboarding, driving, playing the piano and movies ... also recruited by Utah State ... social work major.

Canada Toronto East Mission from 2005-07 ... enjoys wakeboarding, driving, playing the piano and movies ... also recruited by Utah State ... social work major.

Matthew Pinegar – 2008-09 Game-by-Game

Opponent	Date	GS	Min	TOTAL			3-PTS			REBOUNDS			PF	FO	A	TO	Blk	Stl	Pts	Avg					
				FG	FGA	Pct	3FG	FGA	Pct	FT	FTA	Pct									Off	Def	Tot		
LONG BEACH STATE	Did Not Play																								
at Pepperdine	11/18/08		3	0	1	.000	0	1	.000	0	0	.000	0	0	0	0	0	0	0	0	0.0				
NORTH FLORIDA	11/20/08		14	1	2	.500	0	1	.000	0	0	.000	0	2	2	1.0	0	0	1	0	0	2	1.0		
RICE	11/21/08		9	0	1	.000	0	1	.000	0	0	.000	0	0	0	0.7	0	0	0	1	0	1	0	0.7	
CAL POLY	Did Not Play																								
at Idaho State	11-29-08		1	0	1	.000	0	1	.000	0	0	.000	0	0	0	0.5	0	0	0	0	0	0	0	0.5	
at Weber State	12-03-08		3	0	0	.000	0	0	.000	0	0	.000	0	0	0	0.4	0	0	0	0	0	0	0	0.4	
vs Utah State	Did Not Play																								
Totals			0	30	1	5	.200	0	4	.000	0	0	.000	0	2	2	0.4	1	0	1	3	0	1	2	0.4

Games played: 5
 Minutes/game: 6.0
 Points/game: 0.4
 FG Pct: 20.0
 3FG Pct: 0.0

Rebounds/game: 0.4
 Assists/game: 0.2
 Turnovers/game: 0.6
 Assist/turnover ratio: 0.3
 Steals/game: 0.2


CAREER HIGHS:

POINTS: 2 vs. UNF (2008)
 FG MADE: 1 vs. UNF (2008)
 FG ATT: 2 vs. UNF (2008)
 FG %: -
 3FG MADE: -
 3FG ATT: 1 vs. UNF (2008)
 3FG %: -
 FT MADE: -
 FT ATT: -
 FT %: -
 REB: 2 vs. UNF (2008)
 ASSISTS: 1 vs. UNF (2008)
 BLOCKS: -
 STEALS: 1 vs. Rice (2008)
 MINUTES: 14 vs. UNF (2008)

SEASON-HIGH POINTS:

First Half: N/A
 Second Half: 2 vs. UNF
 Game: 2 vs. UNF

Percentage Minimums -
 4 FG, 2 3FG, 3 FT Made



LEE CUMMOND
 6-7 • 185 • senior • guard
 Mesa, Ariz.

LAST OUTING: Against Utah State at Energy Solutions Arena dished out a season-high six assists and scored six points.

TRACKING CUMMOND IN 2008-09: A Wooden Award Candidate ... against Utah State at Energy Solutions Arnea dished out a season-high six assists and scored six points ... shot a career-best 12-of-13 (.923) from the field while hitting 3-of-4 from downtown and 3-of-4 from the free throw line for 30 points against Weber State ... also had three assists and four rebounds ... scored 17 points and had four rebounds, three assists, one block and a season-high three steals at Idaho State ... shot 13-of-17 from the field while scoring 28 points against Cal Poly ... scored a season-high 15 second half points ... added nine rebounds and two assists ... hit 5-of-7 from the field and 2-of-3 from downtown for 13 points ... added three assists and one block ... grabbed a season-high 12 rebounds — including four offensive boards — while scoring seven points against North Florida ... at Pepperdine had 13 points on 5-of-9 shooting while contributing five rebounds, one assist and two blocks ... dropped a career-high 36 points on Long Beach State in the season opener ... added 11 rebounds, four blocks, four assists and two steals while hitting 13-of-16 from the field, 3-of-4 on threes and 7-of-7 from the free throw line.

PLAYER SUMMARY: A 6-foot-7 guard from Mesa, Ariz., Cummond was the Mountain West Conference Co-Player of the Year and received Associated Press All-America honorable mention this past season. The do-everything junior swingman led the Cougars in scoring (15.8), field-goal percentage (.569), three-point percentage (.493) and blocked shots (1.0) while ranking second in rebounds (6.3), assists (3.5), steals (0.9) and free-throw percentage (.857). Known as a fierce competitor and all-around contributor, Cummond also led the team in shooting, steals and minutes while ranking second in assists and blocks and third in scoring and rebounds as a sophomore. A three-year

starter and top perimeter defender, Cummond has good ball-handling skills, excellent shooting range and the toughness to rebound and finish in traffic. He has helped the Cougars achieve a 72-26 (.735) record and three straight post-season invitations, including NCAA Tournament bids the last two years. Under the tutelage of third-year BYU coach Dave Rose, Cummond and the Cougars have earned recognition in the top-25 rankings during each of the past two seasons while becoming the first MWC team to achieve back-to-back outright MWC championships. The Cougars defeated No. 6 Louisville and earned a 27-8 record in 2007-08, the second-most wins in school history.

NOTABLE: AP All-America Honorable Mention ... NABC and USBWA All-District ... 2008 MWC Co-Player of the Year and All-MWC First Team ... 2008 MWC All-Tournament Team ...

PERSONAL: Parents are David and Cheryl Cummond ... has five brothers ... he and his wife Sarah have one son ... sports hero is Michael Jordan ... served a mission for The Church of Jesus Christ of Latter-day Saints in Nashville, Tenn., in 2004 ... recruited by Arizona State, UCLA, Oregon, Oregon State, Stanford, Iowa State, Utah State, Utah, New Mexico, Miami, Gonzaga, Oklahoma State, San Diego State and Texas Tech ... management major.

Lee Cummond – 2008-09 Game-by-Game

Opponent	Date	GS	Min	TOTAL			3-PTS			REBOUNDS										Pts	Avg				
				FG	FGA	Pct	3FG	3FGA	Pct	FT	FTA	Pct	Off	Def	Tot	Avg	PF	FO	A			TO	Blk	Stl	
LONG BEACH STATE	11/14/08	*	36	13	16	.813	3	4	.750	7	7	1.000	4	7	11	11.0	2	0	4	1	4	2	36	36.0	
at Pepperdine	11/18/08	*	29	5	9	.556	0	4	.000	3	3	1.000	3	2	5	8.0	3	0	1	2	0	2	13	24.5	
NORTH FLORIDA	11/20/08	*	26	3	11	.273	1	3	.333	0	0	.000	4	8	12	9.3	1	0	1	2	0	1	7	18.7	
RICE	11/21/08	*	21	5	7	.714	2	3	.667	1	1	1.000	0	1	1	7.3	4	0	3	0	1	0	13	17.3	
CAL POLY	11/22/08	*	37	13	17	.765	1	2	.500	1	2	.500	2	7	9	7.6	1	0	2	7	0	0	28	19.4	
at Idaho State	11-29-08	*	35	6	11	.545	1	3	.333	4	6	.667	2	2	4	7.0	4	0	3	1	1	3	17	19.0	
at Weber State	12-03-08	*	31	12	13	.923	3	4	.750	3	4	.750	0	4	4	6.6	2	0	3	1	0	0	30	20.6	
vs Utah State	12/06/08	*	27	2	9	.222	1	2	.500	1	1	1.000	0	1	1	5.9	5	1	6	4	0	1	6	18.8	
Totals			8	242	59	93	.634	12	25	.480	20	24	.833	15	32	47	5.9	22	1	23	18	6	9	150	18.8

Games played: 8
 Minutes/game: 30.3
 Points/game: 18.8
 FG Pct: 63.4
 3FG Pct: 48.0
 FT Pct: 83.3

 Rebounds/game: 5.9
 Assists/game: 2.9
 Turnovers/game: 2.3
 Assist/turnover ratio: 1.3
 Steals/game: 1.1
 Blocks/game: 0.8

CAREER HIGHS:

POINTS: 36 vs. LBSU (2008)
 FG MADE: 13 vs. LBSU (2008)
 FG ATT: 17 at Wake Forest (2008)
 FG %: .923 (12-13) at Weber State (2008)
 3FG MADE: 5 vs. Lamar (2008)
 3FG ATT: 7 vs. Lamar (2008)
 3FG %: 1.000 (2-2) 5 times, last vs. Jackson St. (2008)
 FT MADE: 10 vs. Colorado St. (2007)
 FT ATT: 10 vs. Colorado St. (2007)
 FT %: 1.000 (10-10) vs. CSU (2007)
 REB: 13 at UNLV (MWC Final) (2007)
 ASSISTS: 8 vs. SUU, Lamar (2008)
 BLOCKS: 4 vs. Pepperdine (2008), vs. LBSU (2008)
 STEALS: 5 vs. SUU (2008)
 UNLV (2007)
 MINUTES: 38 at CSU, AFA (2008)

SEASON-HIGH POINTS:


First Half: 22 vs. LBSU
 Second Half: 15 vs. Cal Poly
 Game: 36 vs. LBSU

Percentage Minimums –
 4 FG, 2 3FG, 3 FT Made

CUMMOND YEAR-BY-YEAR STATS

YEAR	GP	GS	MIN	AVG	FG	FGA	PCT	3FG	FGA	PCT	FT	FTA	PCT	OFF	DEF	TOT	AVG	PF	FO	A	AVG	TO	BLK	STL	PTS	AVG
2005-06	29	14	430	14.8	50	110	.455	17	43	.395	26	34	.765	23	45	68	2.3	58	0	45	1.6	31	12	16	143	4.9
2006-07	34	34	990	29.1	114	206	.553	40	92	.435	50	63	.794	63	128	191	5.6	103	3	93	2.7	49	29	50	318	9.4
2007-08	35	35	1101	31.5	198	348	.569	60	127	.472	96	112	.857	69	153	222	6.3	93	6	123	3.5	79	35	33	552	15.8
Total	98	83	2521	25.7	362	664	.545	117	262	.447	172	209	.823	155	326	481	4.9	254	9	261	2.7	159	76	99	1013	10.3





JIMMER FREDETTE
6-2 • 190 • freshman • guard
Glens Falls, N.Y.

LAST OUTING: Tied his career high with 35 minutes played vs. Utah State ... scored 16 points and hit three first half treys ... also had five rebounds and two assists

TRACKING FREDETTE IN 2008-09: Tied his career high with 35 minutes played vs. Utah State ... scored 16 points and hit three first half treys ... also had five rebounds and two assists ... scored 18 points on 7-of-10 shooting at Weber State ... dished out a career-best seven assists ... at Idaho State tied career highs in points (19) and assists (six) ... added four rebounds and one steal ... shot 6-of-12 from the field, 3-of-6 from downtown and 4-of-4 from the free throw line ... totaled nine points, five assists and two rebounds against Cal Poly ... connected on 5-of-8 from the field and 2-of-3 from downtown for 13 points against Rice ... added four rebounds, five assists and three steals ... tied his career-high with six assists and had three steals against North Florida ... set new season highs with 16 points and five assists at Pepperdine while hitting 5-of-10 from the field, 2-of-5 from downtown and 4-of-5 from the line ... scored eight points in the season opener against Long Beach State ... hit 5-of-6 from the line.

PLAYER SUMMARY: A prolific scorer, guard Jimmer Fredette is a tough, hard-nosed competitor who was ranked by ESPN.com among the nation's top 75 high school shooting guards. Known for his shooting touch, Fredette set the league scoring record at Glens Falls High School (Glens Falls, N.Y.) with 2,404 career points. He was a significant contributor as a freshman and is expected to play a strong role for the Cougars in 2008-09.

PERSONAL: Has one brother and one sister ... enjoys computer games ... favorite actor is Denzel Washington ... favorite food is Angelina's Pizza ... sports hero is John Stockton ... attended BYU summer camps since junior high school ... also recruited by Utah, Syracuse, Wake Forest, Seton Hall, Marshall, Fordham, Siena, George Mason, West Virginia, Virginia Tech, Penn St. and N.C. State ... pre-management major.

Jimmer Fredette – 2008-09 Game-by-Game

Opponent	Date	GS	Min	TOTAL			3PTS			REBOUNDS			Avg	PF	FO	A	TO	Blk	Stl	Pts	Avg				
				FG	FGA	Pct	3FG	FGA	Pct	FT	FTA	Pct										Off	Def	Tot	
LONG BEACH STATE	11/14/08		24	1	7	.143	1	4	250	5	6	.833	0	3	3	3.0	2	0	3	2	0	0	8	8.0	
at Pepperdine	11/18/08	*	32	5	10	.500	2	5	400	4	5	.800	1	0	1	2.0	1	0	5	2	0	1	16	12.0	
NORTH FLORIDA	11/20/08	*	20	2	6	.333	0	2	.000	0	0	.000	0	1	1	1.7	1	0	6	1	0	3	4	9.3	
RICE	11/21/08	*	25	5	8	.625	2	3	.667	1	2	.500	1	3	4	2.3	1	0	5	2	0	3	13	10.3	
CAL POLY	11/22/08	*	33	3	9	.333	1	4	250	2	2	1.000	1	1	2	2.2	0	0	5	2	0	0	9	10.0	
at Idaho State	11-29-08	*	32	6	12	.500	3	6	500	4	4	1.000	2	2	4	2.5	1	0	6	4	0	1	19	11.5	
at Weber State	12-03-08	*	35	7	10	.700	4	6	.667	0	0	.000	0	2	2	2.4	1	0	7	2	0	1	18	12.4	
vs Utah State	12/06/08	*	35	6	13	.462	3	6	.500	1	3	.333	1	4	5	2.8	0	0	2	1	0	0	16	12.9	
Totals			7	236	35	75	.467	16	36	.444	17	22	.773	6	16	22	2.8	7	0	39	16	0	9	103	12.9

Games played: 8
 Minutes/game: 29.5
 Points/game: 12.9
 FG Pct: 46.7
 3FG Pct: 44.4
 FT Pct: 77.3

Rebounds/game: 2.8
 Assists/game: 4.9
 Turnovers/game: 2.0
 Assist/turnover ratio: 2.4
 Steals/game: 1.1

CAREER HIGHS:

POINTS: 19 vs. Hartford (2008), at ISU (2008)
 FG MADE: 7 at Weber State (2008)
 FG ATT: 13 at Wake Forest (2008), vs. Utah State (2008)
 FG%: .857 (6-7) vs. Hartford (2008)
 3FG MADE: 4 vs. Hartford (2008), 4 at Weber State (2008)
 3FG ATT: 9 at Wake Forest (2008)
 3FG%: .800 (4-5) vs. Hartford (2008)
 FT MADE: 6 at UNLV-MWC (2008)
 FT ATT: 7 6 at UNLV-MWC (2008)
 FT %: 1.000 (5-5) vs. LMU (2008)
 REB: 5 vs. Texas A&M-NCAA (2008), vs. Utah State (2008)
 ASSISTS: 7 at Weber State (2008)
 BLOCKS: 1 vs. CSU, UNM, Wyoming (2008)
 STEALS: 4 vs. JSU, Hartford (2008)
 MINUTES: 35 at Weber State (2008), vs. Utah State (2008)

SEASON-HIGH POINTS:

First Half: 11 vs. Utah State
 Second Half: 12 at ISU
 Game: 19 at ISU

Percentage Minimums –
 4 FG, 2 3FG, 3 FT Made

FREDETTE YEAR-BY-YEAR BYU STATS

YEAR	GP	GS	MIN	AVG	FG	FGA	PCT	3FG	FGA	PCT	FT	FTA	PCT	OFF	DEF	TOT	AVG	PF	FO	A	AVG	TO	BLK	STL	PTS	AVG
2007-08	35	0	647	18.5	83	204	.407	43	128	.336	35	41	.854	8	29	37	1.1	44	0	61	1.7	41	3	27	244	7.0
Total	35	0	647	18.5	83	204	.407	43	128	.336	35	41	.854	8	29	37	1.1	44	0	61	1.7	41	3	27	244	7.0





NOAH HARTSOCK
 6-8 • 215 • freshman • forward
 Bartlesville, Okla.

LAST OUTING: Dished out a career-high two assists against Cal Poly.

TRACKING HARTSOCK IN 2008-09: Dished out a career-high two assists against Cal Poly ... recorded four points and a career-high five boards against Rice ... tallied four points and four boards against North Florida ... set a career high with six points on 2-of-2 shooting from the field and the line while adding two rebounds against Pepperdine ... recorded two rebounds and one block against Long Beach State.

PLAYER SUMMARY: A highly skilled offensive player with strong post moves, Hartssock has a soft touch from midrange and a solid stroke behind the three-point arc. He has excellent quickness and strength to complement his size. Hartssock prepped at Bartlesville High School in Oklahoma where he averaged 27.6 points per game, third in the state, as a senior in 2005-06 and was an all-state selection.

PERSONAL: Parents are David and Leslie Hartssock ... has four older brothers ... brother Nate played two seasons at Oklahoma Wesleyan University and brother Jeremiah played one season at the University of Missouri-Kansas City before leaving to serve a mission for The Church of Jesus Christ of Latter-day Saints ... two other older brothers both attended BYU ... sister-in-law Lindsay Hartssock was a middle blocker for the BYU women's volleyball team and was the MWC Player of the Year in 2006 ... also recruited by Utah State and Oklahoma State.

Noah Hartssock – 2008-09 Game-by-Game

Opponent	Date	GS	Min	TOTAL			3PTS			REBOUNDS											Pts	Avg			
				FG	FGA	Pct	3FG	FGA	Pct	FT	FTA	Pct	Off	Def	Tot	Avg	PF	FO	A	TO			Blk	Stl	
LONG BEACH STATE	11/14/08	11	0	2	.000	0	0	.000	0	0	.000	1	1	2	2.0	1	0	0	1	1	0	0	0.0		
at Pepperdine	11/18/08	14	2	3	.667	0	0	.000	2	2	1.000	1	1	2	2.0	2	0	0	1	0	0	6	3.0		
NORTH FLORIDA	11/20/08	16	2	3	.667	0	0	.000	0	0	.000	2	2	4	2.7	0	0	0	0	0	0	4	3.3		
RICE	11/21/08	16	2	3	.667	0	0	.000	0	0	.000	1	4	5	3.3	2	0	0	0	0	0	4	3.5		
CAL POLY	11/22/08	7	0	0	.000	0	0	.000	0	0	.000	1	1	2	3.0	2	0	2	0	0	0	0	2.8		
at Idaho State	Did Not Play																								
at Weber State	Did Not Play																								
vs Utah State	Did Not Play																								
Totals			0	64	6	11	.545	0	0	.000	2	2	1.000	6	9	15	3.0	7	0	2	2	1	0	14	2.8

Games played: 5
 Minutes/game: 12.8
 Points/game: 2.8
 FG Pct: 54.5
 FT Pct: 100.0

Rebounds/game: 3.0
 Assists/game: 0.4
 Turnovers/game: 0.4
 Assist/turnover ratio: 1.0
 Blocks/game: 0.2

CAREER HIGHS:

POINTS: 6 at Pepperdine (2008)
 FG MADE: 2 at Pepperdine (2008) vs. UNF (2008)
 FG ATT: 5 vs. Rice (2008)
 FG %: -
 3FG MADE: -
 3FG ATT: -
 3FG %: -
 FT MADE: 2 at Pepperdine (2008)
 FT ATT: 2 at Pepperdine (2008)
 FT %: -
 REB: 4 vs. UNF (2008)
 ASSISTS: 2 vs. Cal Poly (2008)
 BLOCKS: 1 vs. LBSU (2008)
 STEALS: -
 MINUTES: 16 vs. UNF (2008), vs. Rice (2008)

SEASON-HIGH POINTS:

First Half: 6 at Pepperdine (2008)
 Second Half: 4 vs. Rice (2008)
 Game: 6 at Pepperdine (2008)

Percentage Minimums -
 4 FG, 2 3FG, 3 FT Made



JONATHAN TAVERNARI
 6-6 • 215 • sophomore • forward
 Sao Bernardo, Brazil

LAST OUTING: Scored 24 points and grabbed nine rebounds against Utah State at Energy Solutions Arena ... added a season-best four steals and one block ... matched his career high with 39 minutes played.

TRACKING TAVERNARI IN 2008-09: Scored 24 points and grabbed nine rebounds against Utah State at Energy Solutions Arena ... added a season-best four steals and one block ... matched his career high with 39 minutes played ... dished out a career-high six assists at Weber State ... scored 11 points and grabbed seven rebounds ... hit 10-of-17 from the field for 23 points at Idaho State ... added six rebounds, four assists and two steals ... had 10 rebounds and three assists against Cal Poly ... scored 18 points and had five rebounds and three steals against Rice ... hit three threes to surpass Terrell Lyday for fourth all-time at BYU in career three-pointers (130) ... scored a season-high 25 points on 10-of-16 shooting from the field and 5-of-10 shooting from downtown ... added five rebounds, four assists and one steal against North Florida ... registered a double-double at Pepperdine with 17 points and 10 assists ... hit 7-of-13 from the field and 3-of-7 from three-point range while collecting three steals, one block and one steal ... had 19 points and seven boards against Long Beach State ... tied a career-high with five assists.

PLAYER SUMMARY: The 2007 Mountain West Conference Freshman of the Year, Jonathan Tavernari had a standout campaign in his first season with the Cougars, helping them win the outright league title. He led the league in scoring among freshmen during conference play (8.3 ppg) while averaging 6.5 points and 2.9 rebounds per game in 12.3 minutes of action in 28 appearances on the year. The 6-foot-6 forward was the long non-professional to earn a spot on the 2008 Brazilian Senior National Team, playing in the Olympic Qualifying

Tournament in Beijing. He is a skilled perimeter player with great physical presence who has deep range and an excellent shooting touch. He led the state of Nevada in scoring as a senior at Bishop Gorman High School at 23.1 points per game.

PERSONAL: Parents are Roberto and Thelma Tavernari ... got started playing basketball with his mom, who is a basketball coach in Brazil ... enjoys cooking, playing with his Sidekick and text messaging ... also recruited by Pittsburgh, Virginia Tech, Washington State, Oregon State and Mississippi State ... international relations major.

Jonathan Tavernari – 2008-09 Game-by-Game

Opponent	Date	GS	Min	TOTAL			3-PTS			FT	FTA	Pct	REBOUNDS				PF	FO	A	TO	Blk	Stl	Pts	Avg	
				FG	FGA	Pct	3FG	FGA	Pct				Off	Def	Tot	Avg									
LONG BEACH STATE	11/14/08	*	34	8	21	.381	2	9	.222	1	2	.500	2	5	7	7.0	3	0	5	2	0	0	19	19.0	
at Pepperdine	11/18/08	*	32	7	13	.538	3	7	.429	0	0	.000	1	9	10	8.5	3	0	1	2	1	3	17	18.0	
NORTH FLORIDA	11/20/08	*	24	10	16	.625	5	10	.500	0	0	.000	0	5	5	7.3	2	0	4	0	0	1	25	20.3	
RICE	11/21/08	*	29	7	16	.438	3	8	.375	1	2	.500	1	4	5	6.8	2	0	1	1	0	3	18	19.8	
CAL POLY	11/22/08	*	26	0	11	.000	0	7	.000	0	0	.000	1	9	10	7.4	3	0	3	1	0	1	0	15.8	
at Idaho State	11/29/08	*	39	10	17	.588	2	7	.286	1	2	.500	1	5	6	7.2	2	0	4	1	0	2	23	17.0	
at Weber State	12/03/08	*	27	4	13	.308	1	7	.143	2	2	1.000	1	6	7	7.1	1	0	6	1	0	1	11	16.1	
vs Utah State	12/06/08	*	39	7	17	.412	3	9	.333	7	8	.875	2	7	9	7.4	3	0	1	1	1	4	24	17.1	
Totals			8	250	53	124	.427	19	64	.297	12	16	.750	9	50	59	7.4	19	0	25	9	2	15	137	17.1

Games played: 8
 Minutes/game: 31.3
 Points/game: 17.1
 FG Pct: 42.7
 3FG Pct: 29.7
 FT Pct: 75.0

Rebounds/game: 7.4
 Assists/game: 3.1
 Turnovers/game: 1.1
 Assist/turnover ratio: 2.8
 Steals/game: 1.9
 Blocks/game: 0.3

CAREER HIGHS:

POINTS: 29 vs. Louisville (2008)
 FG MADE: 10 vs. Louisville (2008), vs. North Florida (2008), at ISU (2008)
 FG ATT: 22 vs. Louisville (2008)
 FG%: .875 (7-8) vs. WOU (2007)
 3FG MADE: 6 vs. UNC (2008), TCU (2007)
 3FG ATT: 16 vs. UNC (2008)
 3FG%: 1.000 (2-2) vs. Wyoming (2007)
 FT MADE: 6 at Wyoming (2007)
 FT ATT: 6 at Wyoming (2007)
 FT %: 1.000 (6-6) at Wyoming (2007)
 REB: 10 at Wyoming, vs. SDSU/MVC (2008), at Pepperdine (2008)
 ASSISTS: 6 at Weber State (2008)
 STEALS: 5 vs. Wyoming (2008)
 BLOCKS: 3 vs. Wyoming/MVC (2007)
 MINUTES: 39 at ISU (2008), vs. Utah State (2008)

SEASON-HIGH POINTS:

First Half: 14 vs. Rice
 Second Half: 13 vs. LBSU
 Game: 25 vs. UNF

Percentage Minimums -
 4 FG, 2 3FG, 3 FT Made

TAVERNARI YEAR-BY-YEAR BYU STATS																										
YEAR	GP	GS	MIN	AVG	FG	FGA	PCT	3FG	FGA	PCT	FT	FTA	PCT	OFF	DEF	TOT	AVG	PF	FO	A	AVG	TO	BLK	STL	PTS	AVG
2006-07	28	0	343	12.3	68	143	.476	29	78	.372	16	23	.696	24	56	80	2.9	33	1	17	0.6	17	8	18	181	6.5
2007-08	35	29	966	15.3	166	420	.395	88	234	.376	39	45	.867	34	150	184	5.3	70	1	53	0.8	59	16	48	459	13.1
Total	63	29	1309	20.8	234	563	.416	117	312	.375	55	68	.809	58	206	264	4.2	103	2	70	1.1	76	24	66	640	10.2





GAVIN MACGREGOR
 6-10 • 240 • senior • forward/center
 Ridgecrest, Calif.

LAST OUTING: Hit 2-of-2 from the line for two points and grabbed two rebounds in a career-high 12 minutes of action at Weber State.

TRACKING MACGREGOR IN 2008-09: Scored a career-high seven points on 2-of-3 shooting from the field and 3-of-4 shooting from the line against Utah State ... also tied career highs in blocks (2), steals (1) and assists (1) ... hit 2-of-2 from the line for two points and grabbed two rebounds in a career-high 12 minutes of action at Weber State ... scored two points and had two rebounds at Idaho State ... had one point and one assist against Rice ... grabbed four rebounds against North Florida, a career high ... scored two points at Pepperdine on 2-for-2 shooting from the line ... Played five minutes against Long Beach State.

SUMMARY: A 6-foot-10 forward/ center, Gavin MacGregor provided defensive toughness in the post off the bench for the Cougars as a walk-on in the 2006-07 season, appearing in 11 games, before being forced to sit out last year due to injury. He gives BYU added depth and size in the post and is a shot-blocking presence inside. Prior to making his Cougar debut in 2006-07, he last played at Burroughs High School in Ridgecrest, Calif., in 2002, where he achieved career highs of 25 points, 26 rebounds and nine blocked shots. He served a two-year Church mission to Belgium from 2003-05.

PERSONAL: Parents are Tavish and Charisse MacGregor ... brother Nathan played basketball at Notre Dame de Namur ... served a mission for The Church of Jesus Christ of Latter-day Saints to Belgium and The Netherlands from 2003-05 ... plays the piano and the trombone ... business management major.

Gavin MacGregor – 2008-09 Game-by-Game

Opponent	Date	GS	Min	TOTAL			3PTS			REBOUNDS			Avg	PF	FO	A	TO	Blk	Stl	Pts	Avg		
				FG	FGA	Pct	3FG	3FGA	Pct	FT	FTA	Pct										Off	Def
LONG BEACH STATE	11/14/08	5	0	0	.000	0	0	.000	0	0	.000	0	0	0	0.0	2	0	0	0	0	0.0		
at Pepperdine	11/18/08	3	0	0	.000	0	0	.000	2	2	1.000	0	0	0	0.0	0	0	1	0	0	2	1.0	
NORTH FLORIDA	11/20/08	8	0	1	.000	0	0	.000	0	2	.000	3	1	4	1.3	2	0	0	2	0	0	0.7	
RICE	11/21/08	6	0	0	.000	0	0	.000	1	2	.500	0	0	0	1.0	0	0	1	0	0	1	0.8	
CAL POLY	Did Not Play																						
at Idaho State	11-29-08	7	1	1	1.000	0	0	.000	0	0	.000	0	2	2	1.2	0	0	0	0	0	2	1.0	
at Weber State	12-03-08	12	0	1	.000	0	0	.000	2	2	1.000	0	2	2	1.3	5	1	0	0	0	2	1.2	
vs Utah State	12/06/08	20	2	3	.667	0	0	.000	3	4	.750	1	1	2	1.4	3	0	1	0	2	1	7	2.0
Totals		0	61	3	6	.500	0	0	.000	8	12	.667	4	6	10	1.4	12	1	2	3	2	14	2.0

Games played: 7
 Minutes/game: 8.7
 Points/game: 2.0
 FG Pct: 50.0
 FT Pct: 66.7

Rebounds/game: 1.4
 Assists/game: 0.3
 Turnovers/game: 0.4
 Assist/turnover ratio: 0.7
 Steals/game: 0.1
 Blocks/game: 0.3

CAREER HIGHS:

POINTS: 7 vs. Utah State (2008)
 FG MADE: 2 at Utah (2007), vs. Utah State (2008)
 FG ATT: 4 vs. Western Oregon (2007)
 FG%: -
 3FG MADE: -
 3FG ATT: -
 3FG%: -
 FT MADE: 3 vs. Utah State (008)
 FT ATT: 4 vs. Utah State (2008)
 FT %: .750 (3-4) vs. Utah State (2008)
 REB: 4 vs. UNF (2008)
 ASSISTS: 1 vs. SJSU (2007), Rice (2008), vs. Utah State (2008).
 STEALS: 1 vs. SJSU, at Utah (2007), vs. Utah State (2008)
 BLOCKS: 2 vs. SJSU, vs. Portland, TCU (2007), vs. Utah State (2008)
 MINUTES: 20 vs. Utah State (2008)

SEASON-HIGH POINTS:

First Half: 4 vs. Utah State
 Second Half: 3 vs. Utah State
 Game: 7 vs. Utah State

Percentage Minimums -
 4 FG, 2 3FG, 3 FT Made

MACGREGOR YEAR-BY-YEAR BYU STATS

YEAR	GP	GS	MIN	AVG	FG	FGA	PCT	3FG	FGA	PCT	FT	FTA	PCT	OFF	DEF	TOT	AVG	PF	FO	A	AVG	TO	BLK	STL	PTS	AVG
2006-07	11	0	46	4.2	6	10	.600	0	0	.000	1	2	.500	4	2	6	0.5	8	0	1	0.1	1	5	2	13	1.2
Total	11	0	46	4.2	6	10	.600	0	0	.000	1	2	.500	4	2	6	0.5	8	0	1	0.1	1	5	2	13	1.2





CHRIS MILES
 6-11 • 235 • junior • forward/center
 Provo, Utah

LAST OUTING: Against Utah State was 3-for-3 from the field for six points and added four rebounds, one block and one steal.

TRACKING MILES IN 2008-09: Against Utah State was 3-for-3 from the field for six points and added four rebounds, one block and one steal ... scored eight points on 4-of-5 shooting and added three rebounds and two blocks against Idaho State ... scored four points, grabbed five rebounds (two offensive), dished out two assists, had one block and two steals ... set career highs in points (24), field goal attempts (17) field goals (12) and field goal percentage (.706) against Cal Poly ... also had six rebounds and one steal against the Mustangs ... had three points, three rebounds and a season-high three assists against Rice ... scored nine points in the first half to go with three rebounds and one assist against North Florida ... hit 4-of-6 from the field for a new career-high 66.7 percent shooting from the field while tying a career high for field goals made. ... at Pepperdine had 10 points while hitting 3-of-5 from the field and 4-o-5 from the line ... added three boards and a steal against the Waves ... scored nine points and pulled down six rebounds against Long Beach State ... hit 3-of-6 from the field.

PLAYER SUMMARY: A two-time 4A State MVP out of Timpview High School in Provo, Miles returned from a mission for The Church of Jesus Christ of Latter-day Saints and averaged 8.6 minutes per game in 34 contests in 2007-08. He averaged 2.7 points and 2.3 rebounds in 13.6 minutes per game as a freshman for BYU in 2004-05, using his quickness and versatility to make an impact in his first season with the Cougars. An excellent shot-blocker and defender who runs the floor well, he was ranked as high as the No. 2 post player in the West out of high school.

PERSONAL: Parents are Don Miles and Julie Babb ... one of six children ... invited to the NBA Players Camp during the summer of 2003, where he was rated No. 47 among the nation's top high school players ... ranked as high as the No. 2 post player in the West ... also recruited by Gonzaga, Utah State, Utah, Kansas, Oregon State, Connecticut, UCLA, Vanderbilt, Wyoming and Texas Tech ... served a two-year mission for The Church of Jesus Christ of Latter-Day Saints to Portland, Ore. ... open major.

Chris Miles – 2008-09 Game-by-Game

Opponent	Date	GS	Min	TOTAL			3-PTS			REBOUNDS			Avg	PF	FO	A	TO	Blk	Stl	Pts	Avg				
				FG	FGA	Pct	3FG	FGA	Pct	FT	FTA	Pct										Off	Def	Tot	
LONG BEACH STATE	11/14/08	*	25	3	6	.500	0	0	.000	3	11	273	1	5	6	6.0	3	0	0	2	0	0	9	9.0	
at Pepperdine	11/18/08	*	20	3	5	.600	0	0	.000	4	5	.800	0	3	3	4.5	0	0	0	2	0	1	10	9.5	
NORTH FLORIDA	11/20/08	*	20	4	6	.667	0	0	.000	1	3	.333	1	2	3	4.0	2	0	1	0	0	0	9	9.3	
RICE	11/21/08	*	16	1	1	1.000	0	0	.000	1	2	.500	2	3	5	4.3	3	0	3	2	0	0	3	7.8	
CAL POLY	11/22/08	*	28	12	17	.706	0	0	.000	0	0	.000	2	4	6	4.6	5	1	1	1	2	1	24	11.0	
at Idaho State	11-29-08	*	25	1	1	1.000	0	0	.000	2	2	1.000	2	3	5	4.7	4	0	2	1	1	2	4	9.8	
at Weber State	12-03-08	*	18	4	5	.800	0	0	.000	0	0	.000	1	2	3	4.4	1	0	0	0	2	0	8	9.6	
vs Utah State	12/06/08	*	18	3	3	1.000	0	0	.000	0	0	.000	1	0	1	4.0	4	0	1	1	1	1	6	9.1	
Totals			8	170	31	44	.705	0	0	.000	11	23	478	10	22	32	4.0	22	1	8	9	6	5	73	9.1

Games played: 8
 Minutes/game: 21.3
 Points/game: 9.1
 FG Pct: 70.5
 FT Pct: 47.8

 Rebounds/game: 4.0
 Assists/game: 1.0
 Turnovers/game: 1.1
 Assist/turnover ratio: 0.9
 Steals/game: 0.6
 Blocks/game: 0.8

CAREER HIGHS

POINTS: 24 vs. Cal Poly (2008)
 FG MADE: 12 vs. Cal Poly (2008)
 FG ATT: 17 vs. Cal Poly (2008)
 FG %: .800 (4-5) at Weber State (2008)
 FT MADE: 4 vs. Santa Clara (2005), at Pepperdine (2008)
 FT ATT: 11 vs. LBSU (2008)
 FT %: 1.000 (4-4) vs. Jackson St. (2008), vs. Santa Clara (2005)
 REB: 7 at CSU (2005)
 ASSISTS: 4 at Wake Forest (2008)
 STEALS: 2 at Idaho State (2008)
 BLOCKS: 4 vs. Colorado State (2005)
 MINUTES: 36 at Utah (2005)

SEASON-HIGH POINTS:

First Half: 18 vs. Cal Poly
 Second Half: 8 at Pepperdine
 Game: 24 vs. Cal Poly

Percentage Minimums -
 4 FG, 2 3FG, 3 FT Made

MILES YEAR-BY-YEAR BYU STATS

YEAR	GP	GS	MIN	AVG	FG	FGA	PCT	3FG	FGA	PCT	FT	FTA	PCT	OFF	DEF	TOT	AVG	PF	FO	A	AVG	TO	BLK	STL	PTS	AVG
2004-05	28	6	382	13.6	29	81	.358	0	0	.000	17	24	.708	28	36	64	2.3	54	0	19	0.7	20	30	5	75	2.7
2007-08	34	0	291	8.6	31	72	.431	0	0	.000	22	51	.431	20	32	52	1.5	58	1	20	0.6	24	13	9	84	2.5
Total	62	6	673	10.9	60	153	.392	0	0	.000	39	75	.520	48	68	116	1.9	112	1	39	0.6	44	43	14	159	2.6



<p>5 PLAYERS SCORED IN DOUBLE FIGURES 3/13/08 vs. CSU, 89-62, W, Cummand-18, Burgess-13, Tavernari-12, Collinsworth-12, Plaisted-11</p>	<p>LAST TIME OPPONENT DID NOT MAKE A TROY 2/2/08 at Wyoming (0-15)</p>	<p>LOST BY 30-plus POINTS 2/21/05 at Air Force (31) 39-70 L</p>
<p>6 PLAYERS SCORED IN DOUBLE FIGURES 12/22/06 vs. W. Oregon, 102-40 W, Tavernari-17, Cummand-14, Balderson-13, Young-10, Burgess-10, Ivanovic-10</p>	<p>BYU HAD SIX OR FEWER TURNOVERS 3/10/00 vs. Utah, 6</p>	<p>LOST BY 25-plus POINTS 1/15/08 at UNLV (29) 70-41 L</p>
<p>NO PLAYERS SCORED IN DOUBLE FIGURES 2/21/05 at Air Force, 39-70 L</p>	<p>BYU COMMITTED 25-PLUS TURNOVERS 12/15/07 vs. Pepperdine, 86-67 W (29)</p>	<p>PLAYED OVERTIME GAME 2/26/08 at New Mexico, 70-69 W</p>
<p>ONE PLAYER RECORD A DOUBLE-DOUBLE 11/18/08 at Pepperdine Jonathan Tavernari, 17 points, 10 rebounds</p>	<p>BYU COMMITTED 11 OR LESS TEAM FOULS IN A GAME 2/6/08 vs. TCU, 9</p>	<p>WON IN SINGLE OVERTIME 2/26/08 at New Mexico, 70-69 W</p>
<p>TWO PLAYERS RECORD A DOUBLE-DOUBLE 2/2/08 at Wyoming Trent Plaisted, 17 points, 10 rebounds Jonathan Tavernari, 10 points, 10 rebounds</p>	<p>BYU SCORED 90 POINTS 12/3/08 at Weber State, 92-62 W</p>	<p>LOST IN OVERTIME 12/13/06 at Lamar, 86-77 L</p>
<p>TWO DOUBLE-DIGIT REBOUNDERS 2/2/08 at Wyoming Trent Plaisted-10, Jonathan Tavernari-10</p>	<p>BYU SCORED 100 POINTS 11/16/07 vs. Jackson State 100-61 W</p>	<p>PLAYED A DOUBLE OT GAME 3/5/88 vs. UTEP 80-83 L 2OT</p>
<p>SIX PLAYERS HAD 5 OR MORE REBOUNDS 1/8/05 vs. San Diego State, Jensen-7, Hall-6, Rose-6, Meads-6, Ainge-6, Miles-5</p>	<p>BYU SCORED 110 POINTS 1/11/05 vs. MSU-Billings 110-70 W</p>	<p>PLAYED A TRIPLE OT GAME 2/28/98 at UTEP 76-75 W 3OT</p>
<p>FIVE PLAYERS HAD 6 OR MORE REBOUNDS 12/12/07 vs. Lamar, Cummand-10, Ivanovic-9, Tavernari-8, Plaisted-7, Collinsworth-6</p>	<p>BYU SCORED LESS THAN 50 POINTS IN A GAME 1/15/08 at UNLV 41-70 L</p>	<p>WON 15 STRAIGHT GAMES 1987-88 (17)</p>
<p>FOUR PLAYERS HAD 9 OR MORE REBOUNDS 12/30/06 vs. Seton Hall, Cummand-12, Plaisted-9, Young-9, Ainge-9</p>	<p>HELD OPPONENT TO LESS THAN 50 POINTS IN A GAME 11/20/08 vs. North Florida 74-41 W</p>	<p>WON 10 STRAIGHT GAMES 1992-93 (13)</p>
<p>TWO PLAYERS FOULED OUT 1/28/06 at Colorado State Trent Plaisted, Brock Reichner</p>	<p>BYU SCORED LESS THAN 40 POINTS IN A GAME 2/21/05 at Air Force 39-70 L</p>	<p>WON 9 STRAIGHT GAMES 2007-08 @ Utah, San Diego St., New Mexico, @ Air Force, @ Wyoming, TCU, @ Colorado St., UNLV, Utah</p>
<p>THREE OR MORE PLAYERS FOULED OUT 12/13/06 at Lamar Young, Balderson, Plaisted</p>	<p>HELD OPPONENT TO LESS THAN 40 POINTS IN A GAME 11/10/07 at Long Beach State 74-34 W</p>	<p>WON 8 STRAIGHT GAMES 2008-09 LBSU, at Pepperdine, North Florida, Rice, Cal Poly, at Idaho State, at Weber State, vs. Utah State</p>
<p>A BYU PLAYER RECEIVED A TECHNICAL FOUL 11/14/07 vs. Idaho State - Lee Cummand</p>	<p>SHOT 60% FG 3/13/08 vs. CSU-MWC, (.652), 30-46</p>	<p>LOST 3 STRAIGHT GAMES 2004-05 (three times) last time - @ New Mexico, @ Air Force, @ Utah</p>
<p>AN OPPONENT PLAYER RECEIVED A TECHNICAL FOUL 2/6/07 at Wyoming - Brad Jones</p>	<p>OPPONENT SHOT 60% FG 12/22/05 at Utah State, (.600), 36-60</p>	<p>LOST 4 STRAIGHT GAMES 2004-05 @ New Mexico, @ Air Force, @ Utah, UNLV</p>
<p>A BYU COACH RECEIVED A TECHNICAL FOUL 11/24/06 vs. SUU - Dave Rose</p>	<p>SHOT 70% FG IN A HALF 3/13/08 vs. CSU-MWC, (.739), 17-23</p>	<p>LOST 5 STRAIGHT 2004-05 @ UNM, @ AFA, @ Utah, UNLV, vs. UNM (at MWC)</p>
<p>AN OPPONENT COACH RECEIVED A TECHNICAL FOUL 3/1/08 vs. Air Force - Coach Jeff Reynolds</p>	<p>DID NOT MISS A 2-POINT ATTEMPT IN A HALF 2/23/04 vs. Air Force, 13-13 inside the arc, (14-17, .824 overall)</p>	<p>LOST 9 STRAIGHT 1997-98</p>
<p>A PLAYER EJECTED FROM THE GAME 11/23/02 vs. Kansas State Travis Hansen (2 technical fouls)</p>	<p>SHOT LESS THAN 30% FG 2/21/05 at Air Force, (.280), 14-50</p>	<p>LOST 10 STRAIGHT GAMES 1996-97 (21) - school record</p>
<p>A COACH EJECTED FROM THE GAME 11/30/05 vs. Lamar (at Delta Center) Lamar coach Billy Tubbs (2 tech. fouls)</p>	<p>SHOT 100% FT 1/4/05 at Saint Mary's, 3-3</p>	<p>PLAYED AN NCAA TOURNAMENT GAME 3/20/08 vs. Texas A&M 62-67 L</p>
<p>AT LEAST TWO PLAYERS SCORED 20+ POINTS 11/22/08 vs. Cal Poly Lee Cummand-28, Chris Miles-24</p>	<p>SHOT 90% FT (at least 10 attempts) 11/29/06 at Boise State, (.900), 9-10</p>	<p>WON AN NCAA TOURNAMENT GAME 3/18/93 vs. SMU 80-71 W Then lost to Kansas 76-90 in second round</p>
<p>THREE PLAYERS SCORED 20+ POINTS 1/16/03 vs. UNLV, Rafael Araujo-22, Mark Bigelow-21, Travis Hansen-20</p>	<p>SHOT LESS THAN 50% FT 11/20/08 vs. North Florida, (.400), 4-10</p>	<p>WON TWO NCAA TOURNAMENT GAMES 1980-81 Princeton 60-51, UCLA 78-55, Notre Dame 51-50 Then lost to Virginia 60-74 L</p>
<p>FOUR PLAYERS SCORED 20+ POINTS 1/13/79 vs. UNM, D. Ainge-27, Scott Runia-25, Devin Durrant-20, Alan Taylor-20</p>	<p>SHOT 60% THREE-POINTERS 3/9/07 vs. Wyoming-MWC, (.643), 9-14</p>	<p>WON THREE NCAA TOURNAMENT GAMES 1980-81 Princeton 60-51, UCLA 78-55, Notre Dame 51-50 Then lost to Virginia 60-74 L</p>
<p>TWO PLAYERS SCORED 25+ POINTS 1/12/08 Colorado State Trent Plaisted-25, Jonathan Tavernari-25</p>	<p>SHOT 70% THREE-POINTERS 1/26/08 vs. New Mexico, (.813), 13-16</p>	<p>WON FOUR NCAA TOURNAMENT GAMES Never</p>
<p>A PLAYER SCORED 30+ POINTS 12/3/08 at Weber State, Lee Cummand 30 points</p>	<p>OPPONENT SCORED LESS THAN 20 POINTS IN FIRST HALF 11/20/08 vs. North Florida, 12 (BYU led 35-12)</p>	<p>PLAYED IN THE NIT 3/15/06 at Houston 67-77 L</p>
<p>A PLAYER ATTEMPTED 20 OR MORE FIELD GOALS 11/24/07 20, Jonathan Tavernari vs. No. 1 North Carolina 20, Trent Plaisted vs. No. 1 North Carolina</p>	<p>OPPONENT SCORED LESS THAN 20 POINTS IN SECOND HALF 12/22/06 vs. W. Oregon, 17 (SH, 51-17, BYU won 102-40)</p>	<p>WON AN NIT GAME 3/14/02 vs. UC Irvine 78-55 W</p>
<p>A PLAYER WITH 5 OR MORE STEALS 12/6/08 vs. Utah State - Jackson Emery (5)</p>	<p>BYU SCORED LESS THAN 20 POINTS IN THE FIRST HALF 2/21/05 at Air Force, 13 (BYU trailed 13-37)</p>	<p>WON TWO NIT GAMES 1999-00 Bowling Green 81-54, So. Illinois 82-57 Then lost to Notre Dame in quarterfinals</p>
<p>A PLAYER HAD DOUBLE-DIGIT ASSISTS 12/1/07 at Portland - Ben Murdock (10)</p>	<p>BYU SCORED LESS THAN 20 POINTS IN THE SECOND HALF 1/15/00 vs. Utah, 19</p>	<p>WON THREE NIT GAMES 1965-66 NIT CHAMPIONS 1950-51 NIT CHAMPIONS</p>
<p>A PLAYER MADE DOUBLE-DIGIT FREE THROWS 2/21/07 vs. Colorado State, Lee Cummand (10-10)</p>	<p>OPPONENT SCORED 50 OR MORE POINTS IN A HALF 11/20/07 vs. Hartford, 51 (second half)</p>	<p>WON CONFERENCE TOURNAY 2000-01</p>
<p>A PLAYER 100% AT FT LINE (MIN. 8 ATTS) 2/21/07 vs. Colorado State, Lee Cummand (10-10)</p>	<p>BYU SCORED 50 OR MORE POINTS IN FIRST HALF 3/9/07 vs. Wyoming-MWC, 54</p>	<p>WON CONFERENCE REGULAR SEASON 2007-08</p>
<p>A PLAYER 100% FROM FLOOR (MIN. 5 ATTS) 2/13/08 at Colorado State, Trent Plaisted (9-9)</p>	<p>BYU SCORED 50 OR MORE POINTS IN SECOND HALF 11/18/08 at Pepperdine, 50</p>	<p>WON CONFERENCE REGULAR SEASON OUTRIGHT 2007-08</p>
<p>A PLAYER 100% ON TREYS (MIN. 3 ATTS) 3/1/08 vs. Air Force - Sam Burgess (3-3)</p>	<p>BYU SCORED 60 OR MORE POINTS IN FIRST HALF 2/25/93 vs. Sacramento St., 62</p>	<p>DEFEATED A RANKED TEAM 11/23/07 vs. Louisville (6/6), 78-76</p>
<p>DID NOT MAKE A TROY 11/22/96 vs. CS Fullerton (0-9)</p>	<p>BYU SCORED 60 OR MORE POINTS IN SECOND HALF 12/28/95 vs. Morgan St., 61</p>	<p>DEFEATED A RANKED TEAM AT HOME 2/3/07 vs. UNLV (NR/25), 90-63</p>
	<p>WON BY 50 OR MORE POINTS (largest margin ever) 12/22/06 vs. W. Oregon (62) 102-40 W</p>	<p>DEFEATED A RANKED TEAM ON THE ROAD 2/27/07 at Air Force (20/25), 62-58</p>
	<p>WON BY 50 OR MORE POINTS (VS. DIV. I OPPONENT) 2/25/93 vs. Sacramento State (50) 128-78 W</p>	<p>WAS RANKED IN THE TOP-25 AP POLL 3/10/08 Ranked 24th</p>
	<p>WON BY 40 OR MORE POINTS 11/10/07 at Long Beach State (40) 74-34 W</p>	<p>WAS RANKED IN THE TOP-25 COACHES POLL 3/10/08 Ranked 23rd</p>
	<p>WON BY 30 OR MORE POINTS 12/3/08 at Weber State (30) 92-62 W</p>	<p>FINISHED SEASON RANKED IN THE AP TOP-25 POLL 2007-08 Season - 24th (AP)</p>
	<p>WON BY 25 OR MORE POINTS 12/3/08 at Weber State (30) 92-62 W</p>	
	<p>LOST BY 35-plus POINTS 11/22/04 vs. North Carolina (36) 86-50 L</p>	



BYU at Weber State - Game #7

12/03/08 7:05pm at Des Events Center, Ogden, Utah
VISITORS: BYU Cougars 70

#	Player	tot-fg		3-pt		rebounds					tp	a	to	blk	s	min	
		fg	fga	fg	fga	ft	fta	of	de	tot							pf
30	CUMMARD, Lee	f	12	13	3	4	3	4	0	4	4	2	30	3	1	0	31
45	TAVERNARI, Jonathan	f	4	13	1	7	2	2	1	6	7	1	11	6	1	0	27
54	MILES, Chris	c	4	5	0	0	0	0	1	2	3	1	8	0	0	2	18
04	EMERY, Jackson	g	2	3	2	3	0	0	0	2	2	3	6	2	0	0	19
32	FREDETTE, Jimmer	g	7	10	4	6	0	0	0	2	2	0	16	7	2	0	35
01	ABOUJ, Charles	1	4	0	2	0	0	2	0	2	0	2	1	1	0	9	
02	MORGAN, JR., Lamont	2	7	1	3	4	4	1	1	2	1	9	1	1	0	27	
05	ROSE, Archie	0	1	0	0	0	1	1	5	6	1	0	0	0	0	9	
15	ANDERSON, James	3	4	0	0	0	0	1	0	1	3	6	0	0	0	10	
20	PINEGAR, Matthew	0	0	0	0	0	0	0	0	0	0	0	0	0	0	3	
53	MACGREGOR, Gavin	0	1	0	0	2	2	0	2	2	5	2	0	0	0	12	
TEAM																	
Totals.....		35	61	11	25	11	13	9	27	36	18	92	20	6	2	5	200

TOTAL FG%	1st Half: 11-25 44.0%	2nd Half: 10-27 37.0%	Game: 40.4%	DEADBALL
3-PT FG%	1st Half: 2-7 28.6%	2nd Half: 3-15 20.0%	Game: 22.7%	REBOUNDS
F Throw %	1st Half: 11-12 91.7%	2nd Half: 5-7 71.4%	Game: 84.2%	0.1

HOME TEAM: Weber State 2-4

#	Player	tot-fg		3-pt		rebounds					tp	a	to	blk	s	min	
		fg	fga	fg	fga	ft	fta	of	de	tot							pf
01	LILLARD, Damian	f	1	4	0	3	0	0	0	2	2	2	1	3	0	0	23
03	BULLINGER, Kyle	f	5	10	3	6	3	5	0	5	5	2	16	2	1	0	32
40	PANOS, Steve	c	4	7	0	0	4	8	0	4	4	3	12	0	1	0	25
12	HANSEN, Nick	g	0	3	0	3	2	3	0	0	0	1	2	3	2	0	22
33	McCoy, Kellen	g	2	4	1	3	2	2	0	1	1	2	7	1	4	0	23
04	COTTLE, Josh	0	0	0	0	0	0	0	0	0	0	0	0	0	0	1	
15	BENSON, T.J.	0	0	0	0	0	0	0	0	0	0	0	0	0	0	3	
21	RAMOS, Marco	0	1	0	0	0	0	0	0	0	0	0	0	0	0	2	
24	CARSON, Marcus	1	2	0	0	1	1	0	1	1	2	3	0	1	0	20	
31	DAVIS, Dawin	4	8	1	4	1	2	0	1	1	4	10	0	1	2	25	
32	MAHONEY, Darin	0	1	0	0	2	2	1	2	0	2	0	0	0	0	7	
55	MORRIS, Trevor	4	6	0	0	0	0	1	3	4	2	8	0	2	0	17	
TEAM																	
Totals.....		21	46	5	19	15	23	2	19	21	18	62	7	15	2	1	200

TOTAL FG%	1st Half: 14-24 58.3%	2nd Half: 7-22 31.8%	Game: 45.7%	DEADBALL
3-PT FG%	1st Half: 4-10 40.0%	2nd Half: 1-9 11.1%	Game: 26.3%	REBOUNDS
F Throw %	1st Half: 7-9 77.8%	2nd Half: 8-14 57.1%	Game: 65.2%	4

Officials: Ruben Ramos, Shawn Leigh, Chris Rastatter.

Technical fouls: Bingham Young-None, Weber State-None.

Attendance: 5672

Score by Periods	1st	2nd	Total
Bingham Young	46	46	92
Weber State	39	23	62

Points in the paint-BY 24,WSU 22. Points off turnovers-BY 22,WSU 4.

2nd chance points-BY 8,WSU 2. Fast break points-BY 8,WSU 0.

Bench points-BY 19,WSU 23. Score tied-2 times. Lead changed-6 times.

Last FG-BY 2nd-01:42, WSU 2nd-07:40.

Largest lead-BY by 32 2nd-01:42, WSU by 4 1st-09:48.

BYU vs. Utah State - Game #8

12/06/08 5:07 p.m. at Salt Lake City, UT(EnergySolutionsArena)
VISITORS: Utah State 5-1

#	Player	tot-fg		3-pt		rebounds					tp	a	to	blk	s	min	
		fg	fga	fg	fga	ft	fta	of	de	tot							pf
42	Wesley, Tai	f	4	8	0	0	4	5	4	2	6	5	12	4	4	0	34
55	Wilkinson, Gary	f	6	11	0	1	10	11	2	7	9	2	22	2	3	1	31
21	Guayle, Jared	g	3	8	1	5	0	0	2	5	7	2	7	2	0	0	25
24	Newbold, Tyler	g	4	9	3	5	0	1	2	7	9	3	11	1	0	1	28
25	Myser, Jaxon	g	1	7	1	7	0	0	0	0	0	5	3	2	5	0	25
05	Williams, Pooch	1	3	0	1	0	0	1	1	2	1	2	0	1	0	16	
12	Seiger, Jeremy	0	1	0	0	0	0	0	0	0	2	0	2	0	1	15	
14	Williams, Stawon	0	2	0	2	0	0	0	0	0	0	0	1	0	0	11	
44	Formisano, Matt	2	3	0	0	2	2	1	2	3	0	6	1	2	0	15	
TEAM																	
Totals.....		21	52	5	22	16	19	14	25	39	20	63	15	17	2	5	200

TOTAL FG%	1st Half: 16-31 51.6%	2nd Half: 19-30 63.3%	Game: 57.4%	DEADBALL
3-PT FG%	1st Half: 8-16 50.0%	2nd Half: 3-9 33.3%	Game: 44.0%	REBOUNDS
F Throw %	1st Half: 6-6 100%	2nd Half: 5-7 71.4%	Game: 84.6%	0

HOME TEAM: BYU Cougars 8-0

#	Player	tot-fg		3-pt		rebounds					tp	a	to	blk	s	min	
		fg	fga	fg	fga	ft	fta	of	de	tot							pf
45	TAVERNARI, Jonathan	f	7	17	3	9	7	8	2	7	9	3	24	1	1	4	39
54	MILES, Chris	f	3	3	0	0	0	0	1	0	1	4	6	1	1	1	18
04	EMERY, Jackson	g	2	5	1	2	4	8	1	5	6	1	9	3	0	1	37
30	CUMMARD, Lee	g	2	9	1	2	1	1	0	1	1	5	6	4	0	1	27
32	FREDETTE, Jimmer	g	6	13	3	6	1	3	1	4	5	0	16	2	1	0	35
01	ABOUJ, Charles	0	1	0	0	0	0	0	0	0	0	0	0	0	1	0	3
02	MORGAN, JR., Lamont	0	2	0	0	0	0	0	1	1	0	0	0	1	0	0	18
05	ROSE, Archie	0	0	0	0	0	0	0	0	0	0	0	0	0	0	1	
15	ANDERSON, James	0	0	0	0	0	0	0	0	0	2	0	0	0	0	2	
53	MACGREGOR, Gavin	2	3	0	0	3	4	1	2	3	7	1	0	2	1	20	
TEAM																	
Totals.....		22	53	8	19	16	24	7	20	27	18	68	14	9	6	12200	

TOTAL FG%	1st Half: 14-28 50.0%	2nd Half: 8-25 32.0%	Game: 41.5%	DEADBALL
3-PT FG%	1st Half: 7-15 46.7%	2nd Half: 1-4 25.0%	Game: 42.1%	REBOUNDS
F Throw %	1st Half: 3-3 100%	2nd Half: 13-21 61.9%	Game: 66.7%	6

Officials: Randy McCall, Larry Spaulding, Michael Irving

Technical fouls: Utah State-None, Bingham Young-None.

Attendance: 13890

Score by Periods	1st	2nd	Total
Utah State	35	28	63
Bingham Young	38	30	68

Points in the paint-USU 22,BY 20. Points off turnovers-USU 6,BY 15.

2nd chance points-USU 16,BY 6. Fast break points-USU 0,BY 0.

Bench points-USU 9,BY 7. Score tied-3 times. Lead changed-7 times.

Last FG-USU 2nd-00:07, BY 2nd-02:47.

Largest lead-USU by 1 1st-19:41, BY by 10 1st-03:46.



BYU Cougars Combined Team Statistics (as of Dec 08, 2008)
All games

RECORD:	OVERALL	HOME	AWAY	NEUTRAL
ALL GAMES	8-0	4-0	3-0	1-0
CONFERENCE	0-0	0-0	0-0	0-0
NON-CONFERENCE	8-0	4-0	3-0	1-0

#	Player	gp-gs	min	avg	Total		3-Point		F-Throw		Rebounds				pf	dq	a	to	blk	stl	pts	avg
					fg-fga	pct	3fg-fga	pct	ft-fa	pct	off	def	tot	avg								
30	CUMMARD, Lee	8-8	242	30.3	59-93	.634	12-25	.480	20-24	.833	15	32	47	5.9	22	1	23	18	6	9	150	18.8
45	TAVERNARI, Jonatha	8-8	250	31.3	53-124	.427	19-64	.297	12-16	.750	9	50	59	7.4	19	0	25	9	2	15	137	17.1
32	FREDETTE, Jimmer	8-7	236	29.5	35-75	.467	16-36	.444	17-22	.773	6	16	22	2.8	7	0	39	16	0	9	103	12.9
54	MILES, Chris	8-8	170	21.3	31-44	.705	0-0	.000	11-23	.478	10	22	32	4.0	22	1	8	9	6	5	73	9.1
04	EMERY, Jackson	8-8	228	28.5	23-38	.605	10-21	.476	11-17	.647	1	27	28	3.5	17	1	30	10	2	13	67	8.4
01	ABOUO, Charles	8-0	97	12.1	9-21	.429	2-6	.333	15-17	.882	3	16	19	2.4	3	0	6	5	2	1	35	4.4
02	MORGAN,JR, Lamont	8-1	162	20.3	7-27	.259	3-12	.250	11-15	.733	3	11	14	1.8	12	0	13	15	0	6	28	3.5
34	HARTSOCK, Noah	5-0	64	12.8	6-11	.545	0-0	.000	2-2	1.000	6	9	15	3.0	7	0	2	2	1	0	14	2.8
53	MACGREGOR, Gavin	7-0	61	8.7	3-6	.500	0-0	.000	8-12	.667	4	6	10	1.4	12	1	2	3	2	1	14	2.0
15	ANDERSON, James	7-0	50	7.1	6-11	.545	0-0	.000	0-0	.000	5	6	11	1.6	14	0	0	0	3	0	12	1.7
20	PINEGAR, Matthew	5-0	30	6.0	1-5	.200	0-4	.000	0-0	.000	0	2	2	0.4	1	0	1	3	0	1	2	0.4
05	ROSE, Archie	2-0	10	5.0	0-1	.000	0-0	.000	0-1	.000	1	5	6	3.0	1	0	0	0	0	0	0	0.0
Team											11	19	30									
Total.....		8	1600		233-456	.511	62-168	.369	107-149	.718	74	221	295	36.9	137	4	149	90	24	60	635	79.4
Opponents.....		8	1600		168-431	.390	43-144	.299	86-130	.662	65	167	232	29.0	144	3	90	119	10	44	465	58.1

TEAM STATISTICS	BY	OPP	Date	Opponent	Score	Att.
SCORING	635	465	11/14/08	LONG BEACH STATE	w 75-65	15753
Points per game	79.4	58.1	11/18/08	at Pepperdine	w 82-53	1642
Scoring margin	+21.3	-	11/20/08	NORTH FLORIDA	w 74-41	7778
FIELD GOALS-ATT	233-456	168-431	11/21/08	RICE	w 83-52	9277
Field goal pct	.511	.390	11/22/08	CAL POLY	w 76-64	7782
3 POINT FG-ATT	62-168	43-144	11-29-08	at Idaho State	w 85-65	4374
3-point FG pct	.369	.299	12-03-08	at Weber State	w 92-62	5672
3-pt FG made per game	7.8	5.4	12/06/08	vs Utah State	w 68-63	13890
FREE THROWS-ATT	107-149	86-130	* - Conference game			
Free throw pct	.718	.662				
F-Throws made per game	13.4	10.8				
REBOUNDS	295	232				
Rebounds per game	36.9	29.0				
Rebounding margin	+7.9	-				
ASSISTS	149	90				
Assists per game	18.6	11.3				
TURNOVERS	90	119				
Turnovers per game	11.3	14.9				
Turnover margin	+3.6	-				
Assist/turnover ratio	1.7	0.8				
STEALS	60	44				
Steals per game	7.5	5.5				
BLOCKS	24	10				
Blocks per game	3.0	1.3				
ATTENDANCE	40590	25578				
Home games-Avg/Game	4-10148	3-3896				
Neutral site-Avg/Game	-	1-13890				

Score by Periods	1st	2nd	Totals
BYU Cougars	309	326	635
Opponents	224	241	465

BYU Cougars Category Leaders (as of Dec 08, 2008)
All games

Points	G	Pts	Pts/G	Scoring Average	G	Pts	Avg/G
CUMMARD, Lee	8	150	18.8	CUMMARD, Lee	8	150	18.8
TAVERNARI, Jonathan	8	137	17.1	TAVERNARI, Jonathan	8	137	17.1
FREDETTE, Jimmer	8	103	12.9	FREDETTE, Jimmer	8	103	12.9
MILES, Chris	8	73	9.1	MILES, Chris	8	73	9.1
EMERY, Jackson	8	67	8.4	EMERY, Jackson	8	67	8.4
ABOUO, Charles	8	35	4.4	ABOUO, Charles	8	35	4.4
MORGAN,JR, Lamont	8	28	3.5	MORGAN,JR, Lamont	8	28	3.5
HARTSOCK, Noah	5	14	2.8	HARTSOCK, Noah	5	14	2.8
MACGREGOR, Gavin	7	14	2.0	MACGREGOR, Gavin	7	14	2.0
ANDERSON, James	7	12	1.7	ANDERSON, James	7	12	1.7
PINEGAR, Matthew	5	2	0.4	PINEGAR, Matthew	5	2	0.4
				ROSE, Archie	2	0	0.0
				TEAM	8	0	0.0

FG Percentage	FG	Att	Pct	Field Goal Attempts	G	Att	Att/G
MILES, Chris	31	44	.705	TAVERNARI, Jonathan	8	124	15.5
CUMMARD, Lee	59	93	.634	CUMMARD, Lee	8	93	11.6
EMERY, Jackson	23	38	.605	FREDETTE, Jimmer	8	75	9.4
HARTSOCK, Noah	6	11	.545	MILES, Chris	8	44	5.5
ANDERSON, James	6	11	.545	EMERY, Jackson	8	38	4.8
MACGREGOR, Gavin	3	6	.500				
FREDETTE, Jimmer	35	75	.467	Field Goals Made	G	Made	Made/G
ABOUO, Charles	9	21	.429	CUMMARD, Lee	8	59	7.4
TAVERNARI, Jonathan	53	124	.427	TAVERNARI, Jonathan	8	53	6.6
MORGAN,JR, Lamont	7	27	.259	FREDETTE, Jimmer	8	35	4.4
PINEGAR, Matthew	1	5	.200	MILES, Chris	8	31	3.9
ROSE, Archie	0	1	.000	EMERY, Jackson	8	23	2.9

3-Point Percentage	3FG	Att	Pct	3-Point FG Attempts	G	Att	Att/G
CUMMARD, Lee	12	25	.480	TAVERNARI, Jonathan	8	64	8.0
EMERY, Jackson	10	21	.476	FREDETTE, Jimmer	8	36	4.5
FREDETTE, Jimmer	16	36	.444	CUMMARD, Lee	8	25	3.1
ABOUO, Charles	2	6	.333	EMERY, Jackson	8	21	2.6
TAVERNARI, Jonathan	19	64	.297	MORGAN,JR, Lamont	8	12	1.5
MORGAN,JR, Lamont	3	12	.250				
PINEGAR, Matthew	0	4	.000	3-Point FG Made	G	Made	Made/G
				TAVERNARI, Jonathan	8	19	2.4
				FREDETTE, Jimmer	8	16	2.0
				CUMMARD, Lee	8	12	1.5
				EMERY, Jackson	8	10	1.3
				MORGAN,JR, Lamont	8	3	0.4

Free Throw Percent	FG	Att	Pct	Free Throw Attempts	G	Att	Att/G
HARTSOCK, Noah	2	2	1.000	CUMMARD, Lee	8	24	3.0
ABOUO, Charles	15	17	.882	MILES, Chris	8	23	2.9
CUMMARD, Lee	20	24	.833	FREDETTE, Jimmer	8	22	2.8
FREDETTE, Jimmer	17	22	.773	ABOUO, Charles	8	17	2.1
TAVERNARI, Jonathan	12	16	.750	EMERY, Jackson	8	17	2.1
MORGAN,JR, Lamont	11	15	.733				
MACGREGOR, Gavin	8	12	.667	Free Throws Made	G	Made	Made/G
EMERY, Jackson	11	17	.647	CUMMARD, Lee	8	20	2.5
MILES, Chris	11	23	.478	FREDETTE, Jimmer	8	17	2.1
ROSE, Archie	0	1	.000	ABOUO, Charles	8	15	1.9
				TAVERNARI, Jonathan	8	12	1.5
				EMERY, Jackson	8	11	1.4
				MILES, Chris	8	11	1.4
				MORGAN,JR, Lamont	8	11	1.4

BYU Cougars Category Leaders (as of Dec 08, 2008)

All games

Rebounds	G	Reb	Reb/G
TAVERNARI, Jonathan	8	59	7.4
CUMMARD, Lee	8	47	5.9
MILES, Chris	8	32	4.0
EMERY, Jackson	8	28	3.5
FREDETTE, Jimmer	8	22	2.8

Assists	G	No.	Ast/G
FREDETTE, Jimmer	8	39	4.9
EMERY, Jackson	8	30	3.8
TAVERNARI, Jonathan	8	25	3.1
CUMMARD, Lee	8	23	2.9
MORGAN, JR, Lamont	8	13	1.6

Rebound Average	G	Reb	Avg/G
TAVERNARI, Jonathan	8	59	7.4
CUMMARD, Lee	8	47	5.9
MILES, Chris	8	32	4.0
EMERY, Jackson	8	28	3.5
ROSE, Archie	2	6	3.0
HARTSOCK, Noah	5	15	3.0

Steals	G	No.	Stl/G
TAVERNARI, Jonathan	8	15	1.9
EMERY, Jackson	8	13	1.6
FREDETTE, Jimmer	8	9	1.1
CUMMARD, Lee	8	9	1.1
MORGAN, JR, Lamont	8	6	0.8

Offensive Rebounds	G	No.	Avg/G
CUMMARD, Lee	8	15	1.9
MILES, Chris	8	10	1.3
TAVERNARI, Jonathan	8	9	1.1
FREDETTE, Jimmer	8	6	0.8
HARTSOCK, Noah	5	6	1.2

Blocked Shots	G	No.	Blk/G
CUMMARD, Lee	8	6	0.8
MILES, Chris	8	6	0.8
ANDERSON, James	7	3	0.4
TAVERNARI, Jonathan	8	2	0.3
ABOUO, Charles	8	2	0.3
MACGREGOR, Gavin	7	2	0.3
EMERY, Jackson	8	2	0.3

Defensive Rebounds	G	No.	Avg/G
TAVERNARI, Jonathan	8	50	6.3
CUMMARD, Lee	8	32	4.0
EMERY, Jackson	8	27	3.4
MILES, Chris	8	22	2.8
ABOUO, Charles	8	16	2.0
FREDETTE, Jimmer	8	16	2.0

Minutes	G	No.	Min/G
TAVERNARI, Jonathan	8	250	31.3
CUMMARD, Lee	8	242	30.3
FREDETTE, Jimmer	8	236	29.5
EMERY, Jackson	8	228	28.5
MILES, Chris	8	170	21.3

Fouls	G	No.	Per/G
MILES, Chris	8	22	2.8
CUMMARD, Lee	8	22	2.8
TAVERNARI, Jonathan	8	19	2.4
EMERY, Jackson	8	17	2.1
ANDERSON, James	7	14	2.0

Turnovers	G	No.	TO/G
CUMMARD, Lee	8	18	2.3
FREDETTE, Jimmer	8	16	2.0
MORGAN, JR, Lamont	8	15	1.9
EMERY, Jackson	8	10	1.3
TAVERNARI, Jonathan	8	9	1.1
MILES, Chris	8	9	1.1

Foulsouts	G	No.
MILES, Chris	8	1
CUMMARD, Lee	8	1
MACGREGOR, Gavin	7	1
EMERY, Jackson	8	1

BYU Cougars Overall/Conference Statistics (as of Dec 08, 2008)
All games

SUMMARY	Overall Statistics										Conference Statistics										
	gp-gs	min/g	fg%	3fg%	ft%	r/g	a/g	stl	blk	pts/g	gp-gs	min/g	fg%	3fg%	ft%	r/g	a/g	stl	blk	pts/g	
CUMMARD, Lee	8-8	30.3	.634	.833	.480	5.9	2.9	9	6	18.8											
TAVERNARI, Jonathan	8-8	31.3	.427	.750	.297	7.4	3.1	15	2	17.1											
FREDETTE, Jimmer	8-7	29.5	.467	.773	.444	2.8	4.9	9	0	12.9											
MILES, Chris	8-8	21.3	.705	.478	.000	4.0	1.0	5	6	9.1											
EMERY, Jackson	8-8	28.5	.605	.647	.476	3.5	3.8	13	2	8.4											
ABOUO, Charles	8-0	12.1	.429	.882	.333	2.4	0.8	1	2	4.4											
MORGAN,JR, Lamont	8-1	20.3	.259	.733	.250	1.8	1.6	6	0	3.5											
HARTSOCK, Noah	5-0	12.8	.545	1.000	.000	3.0	0.4	0	1	2.8											
MACGREGOR, Gavin	7-0	8.7	.500	.667	.000	1.4	0.3	1	2	2.0											
ANDERSON, James	7-0	7.1	.545	.000	.000	1.6	0.0	0	3	1.7											
PINEGAR, Matthew	5-0	6.0	.200	.000	.000	0.4	0.2	1	0	0.4											
ROSE, Archie	2-0	5.0	.000	.000	.000	3.0	0.0	0	0	0.0											
Totals	8		.511	.718	.369	36.9	18.6	60	24	79.4	0		.000	.000	.000	0.0	0.0	0	0	0.0	
Opponent	8		.390	.662	.299	29.0	11.3	44	10	58.1	0		.000	.000	.000	0.0	0.0	0	0	0.0	

SCORING	Overall Statistics								Conference Statistics							
	fg-fga	fg%	3fg-fga	3fg%	ft-fta	ft%	pts	pts/g	fg-fga	fg%	3fg-fga	3fg%	ft-fta	ft%	pts	pts/g
CUMMARD, Lee	59-93	.634	12-25	.480	20-24	.833	150	18.8								
TAVERNARI, Jonathan	53-124	.427	19-64	.297	12-16	.750	137	17.1								
FREDETTE, Jimmer	35-75	.467	16-36	.444	17-22	.773	103	12.9								
MILES, Chris	31-44	.705	0-0	.000	11-23	.478	73	9.1								
EMERY, Jackson	23-38	.605	10-21	.476	11-17	.647	67	8.4								
ABOUO, Charles	9-21	.429	2-6	.333	15-17	.882	35	4.4								
MORGAN,JR, Lamont	7-27	.259	3-12	.250	11-15	.733	28	3.5								
HARTSOCK, Noah	6-11	.545	0-0	.000	2-2	1.000	14	2.8								
MACGREGOR, Gavin	3-6	.500	0-0	.000	8-12	.667	14	2.0								
ANDERSON, James	6-11	.545	0-0	.000	0-0	.000	12	1.7								
PINEGAR, Matthew	1-5	.200	0-4	.000	0-0	.000	2	0.4								
ROSE, Archie	0-1	.000	0-0	.000	0-1	.000	0	0.0								
Totals	233-456	.511	62-168	.369	107-149	.718	635	79.4	0-0	.000	0-0	.000	0-0	.000	0	0.0
Opponent	168-431	.390	43-144	.299	86-130	.662	465	58.1	0-0	.000	0-0	.000	0-0	.000	0	0.0

TOTALS	Overall Statistics										Conference Statistics										
	o-reb	d-reb	total	pf	fo	a	to	a/to	hi	pts	o-reb	d-reb	total	pf	fo	a	to	a/to	hi	pts	
CUMMARD, Lee	15	32	47	22	1	23	18	1.3	36												
TAVERNARI, Jonathan	9	50	59	19	0	25	9	2.8	25												
FREDETTE, Jimmer	6	16	22	7	0	39	16	2.4	19												
MILES, Chris	10	22	32	22	1	8	9	0.9	24												
EMERY, Jackson	1	27	28	17	1	30	10	3.0	15												
ABOUO, Charles	3	16	19	3	0	6	5	1.2	9												
MORGAN,JR, Lamont	3	11	14	12	0	13	15	0.9	10												
HARTSOCK, Noah	6	9	15	7	0	2	2	1.0	6												
MACGREGOR, Gavin	4	6	10	12	1	2	3	0.7	7												
ANDERSON, James	5	6	11	14	0	0	0	0.0	6												
PINEGAR, Matthew	0	2	2	1	0	1	3	0.3	2												
ROSE, Archie	1	5	6	1	0	0	0	0.0	0												
Totals	74	221	295	137	4	149	90	1.7	92	0	0	0	0	0	0	0	0	0.0	0		
Opponent	65	167	232	144	3	90	119	0.8	65	0	0	0	0	0	0	0	0	0.0	0		

BYU Cougars Team Game-by-Game (as of Dec 08, 2008)
All games

TEAM STATISTICS

Opponent	Date	Score		Total		3-Pointers		Free throws		Rebounds				pf	a	t/o	blk	stl	pts	avg
				fg-fga	pct	3fg-fga	pct	ft-fta	pct	off	def	tot	avg							
LONG BEACH STATE	11/14/08	75-65	W	26-60	.433	6-23	.261	17-27	.630	10	33	43	43.0	14	17	11	5	3	75	75.0
at Pepperdine	11/18/08	82-53	W	26-50	.520	6-21	.286	24-28	.857	9	27	36	39.5	17	19	16	2	10	82	78.5
NORTH FLORIDA	11/20/08	74-41	W	31-62	.500	8-22	.364	4-10	.400	12	33	45	41.3	15	21	10	3	6	74	77.0
RICE	11/21/08	83-52	W	30-54	.556	12-22	.545	11-16	.688	8	23	31	38.8	17	22	11	1	9	83	78.5
CAL POLY	11/22/08	76-64	W	33-63	.524	3-15	.200	7-8	.875	11	33	44	39.8	17	18	16	3	4	76	78.0
at Idaho State	11-29-08	85-65	W	30-53	.566	8-21	.381	17-23	.739	8	25	33	38.7	21	18	11	2	11	85	79.2
at Weber State	12-03-08	92-62	W	35-61	.574	11-25	.440	11-13	.846	9	27	36	38.3	18	20	6	2	5	92	81.0
vs Utah State	12/06/08	68-63	W	22-53	.415	8-19	.421	16-24	.667	7	20	27	36.9	18	14	9	6	12	68	79.4
BYU Cougars		635		233-456	.511	62-168	.369	107-149	.718	74	221	295	36.9	137	149	90	24	60	635	79.4
Opponents		465		168-431	.390	43-144	.299	86-130	.662	65	167	232	29.0	144	90	119	10	44	465	58.1

Games played: 8
Points/game: 79.4
FG Pct: 51.1
3FG Pct: 36.9
FT Pct: 71.8

Rebounds/game: 36.9
Assists/game: 18.6
Turnovers/game: 11.3
Assist/turnover ratio: 1.7
Steals/game: 7.5
Blocks/game: 3.0

BYU Cougars Opponent Game-by-Game (as of Dec 08, 2008)
All games

OPPONENT STATISTICS

Opponent	Date	Score		Total		3-Pointers		Free throws		Rebounds				pf	a	t/o	blk	stl	pts	avg
				fg-fga	pct	3fg-fga	pct	ft-fta	pct	off	def	tot	avg							
LONG BEACH STATE	11/14/08	75-65	W	25-61	.410	8-22	.364	7-14	.500	7	29	36	36.0	19	15	10	1	6	65	65.0
at Pepperdine	11/18/08	82-53	W	19-53	.358	5-14	.357	10-13	.769	8	16	24	30.0	24	10	18	1	7	53	59.0
NORTH FLORIDA	11/20/08	74-41	W	16-52	.308	3-14	.214	6-9	.667	5	22	27	29.0	14	6	16	0	8	41	53.0
RICE	11/21/08	83-52	W	20-52	.385	6-20	.300	6-10	.600	9	19	28	28.8	15	9	18	1	6	52	52.8
CAL POLY	11/22/08	76-64	W	23-59	.390	6-19	.316	12-16	.750	6	20	26	28.2	16	13	12	3	7	64	55.0
at Idaho State	11-29-08	85-65	W	23-56	.411	5-14	.357	14-26	.538	14	17	31	28.7	18	15	13	0	4	65	56.7
at Weber State	12-03-08	92-62	W	21-46	.457	5-19	.263	15-23	.652	2	19	21	27.6	18	7	15	2	1	62	57.4
vs Utah State	12/06/08	68-63	W	21-52	.404	5-22	.227	16-19	.842	14	25	39	29.0	20	15	17	2	5	63	58.1
Opponents		465		168-431	.390	43-144	.299	86-130	.662	65	167	232	29.0	144	90	119	10	44	465	58.1
BYU Cougars		635		233-456	.511	62-168	.369	107-149	.718	74	221	295	36.9	137	149	90	24	60	635	79.4

Games played: 8
Points/game: 58.1
FG Pct: 39.0
3FG Pct: 29.9
FT Pct: 66.2

Rebounds/game: 29.0
Assists/game: 11.3
Turnovers/game: 14.9
Assist/turnover ratio: 0.8
Steals/game: 5.5
Blocks/game: 1.3

BYU Cougars Game-by-Game Points-Rebounds-Assists (as of Dec 08, 2008)
All games

Opponent	Date	Score		01	02	04	05	15	20	30	32
				ABOUO,CHAR	MORGAN,JR,	EMERY,JACK	ROSE,ARCHI	ANDERSON,J	PINEGAR,MA	CUMMARD,LE	FREDET
LBSU	11/14/08	75-65	w	0-2-0	0-3-2	3-5-3	DNP	DNP	DNP	36-11-4	8-3-3
at PEP	11/18/08	82-53	w	9-2-1	0-3-2	9-2-9	DNP	0-1-0	0-0-0	13-5-1	16-1-5
UNF	11/20/08	74-41	w	9-4-1	4-1-2	8-1-5	DNP	2-5-0	2-2-1	7-12-1	4-1-6
RICE	11/21/08	83-52	w	9-2-2	10-0-4	8-5-3	DNP	4-2-0	0-0-0	13-1-3	13-4-5
CP	11/22/08	76-64	w	3-4-1	3-1-1	9-3-3	DNP	0-1-0	DNP	28-9-2	9-2-5
at ISU	11-29-08	85-65	w	3-3-0	2-3-1	15-4-2	DNP	0-1-0	0-0-0	17-4-3	19-4-6
at WSU	12-03-08	92-62	w	2-2-1	9-2-1	6-2-2	0-6-0	6-1-0	0-0-0	30-4-3	18-2-7
vs USU	12/06/08	68-63	w	0-0-0	0-1-0	9-6-3	0-0-0	0-0-0	DNP	6-1-6	16-5-2

Opponent	Date	Score		53	54
				MACGREGOR,	MILES,CHRI
LBSU	11/14/08	75-65	w	0-0-0	9-6-0
at PEP	11/18/08	82-53	w	2-0-0	10-3-0
UNF	11/20/08	74-41	w	0-4-0	9-3-1
RICE	11/21/08	83-52	w	1-0-1	3-5-3
CP	11/22/08	76-64	w	DNP	24-6-1
at ISU	11-29-08	85-65	w	2-2-0	4-5-2
at WSU	12-03-08	92-62	w	2-2-0	8-3-0
vs USU	12/06/08	68-63	w	7-2-1	6-1-1

BYU Cougars Game-by-Game Highs (as of Dec 08, 2008)
All games

Opponent	Date	Score	Points	Rebounds	Assists	Steals	Blocked shots
LONG BEACH STATE	11/14/08	75-65	36-CUMMARD, Lee	11-CUMMARD, Lee	5-TAVERNARI, Jonat	2-CUMMARD, Lee	4-CUMMARD, Lee
at Pepperdine	11/18/08	82-53	17-TAVERNARI, Jona	10-TAVERNARI, Jona	9-EMERY, Jackson	3-TAVERNARI, Jonat	1-ABOUO, Charles TAVERNARI, Jonat
NORTH FLORIDA	11/20/08	74-41	25-TAVERNARI, Jona	12-CUMMARD, Lee	6-FREDETTE, Jimme	3-FREDETTE, Jimme	3-ANDERSON, Jame
RICE	11/21/08	83-52	18-TAVERNARI, Jona	5-HARTSOCK, Noah EMERY, Jackson MILES, Chris TAVERNARI, Jonat	5-FREDETTE, Jimme	3-FREDETTE, Jimme TAVERNARI, Jonat	1-CUMMARD, Lee
CAL POLY	11/22/08	76-64	28-CUMMARD, Lee	10-TAVERNARI, Jona	5-FREDETTE, Jimme	1-TAVERNARI, Jonat MILES, Chris EMERY, Jackson MORGAN, JR., Lam	2-MILES, Chris
at Idaho State	11-29-08	85-65	23-TAVERNARI, Jona	6-TAVERNARI, Jonat	6-FREDETTE, Jimme	3-CUMMARD, Lee EMERY, Jackson	1-CUMMARD, Lee MILES, Chris
at Weber State	12-03-08	92-62	30-CUMMARD, Lee	7-TAVERNARI, Jonat	7-FREDETTE, Jimme	2-EMERY, Jackson	2-MILES, Chris
vs Utah State	12/06/08	68-63	24-TAVERNARI, Jona	9-TAVERNARI, Jonat	6-CUMMARD, Lee	5-EMERY, Jackson	2-MACGREGOR, Ga

BYU Cougars Team High/Low Analysis (as of Dec 08, 2008)
All games

BYU Cougars - TEAM GAME HIGHS

POINTS	92		at Weber State (12-03-08)
	85		at Idaho State (11-29-08)
	83		RICE (11/21/08)
	82		at Pepperdine (11/18/08)
	76		CAL POLY (11/22/08)
FIELD GOALS MADE	35		at Weber State (12-03-08)
	33		CAL POLY (11/22/08)
FIELD GOAL ATTEMPTS	63		CAL POLY (11/22/08)
	62		NORTH FLORIDA (11/20/08)
FIELD GOAL PERCENTAGE	.574	(35-61)	at Weber State (12-03-08)
	.566	(30-53)	at Idaho State (11-29-08)
3 PT FIELD GOALS MADE	12		RICE (11/21/08)
	11		at Weber State (12-03-08)
3 PT FG ATTEMPTS	25		at Weber State (12-03-08)
	23		LONG BEACH STATE (11/14/08)
3 PT FG PERCENTAGE	.545	(12-22)	RICE (11/21/08)
	.440	(11-25)	at Weber State (12-03-08)
FREE THROWS MADE	24		at Pepperdine (11/18/08)
	17		at Idaho State (11-29-08)
	17		LONG BEACH STATE (11/14/08)
FREE THROW ATTEMPTS	28		at Pepperdine (11/18/08)
	27		LONG BEACH STATE (11/14/08)
FREE THROW PERCENTAGE	.875	(7-8)	CAL POLY (11/22/08)
	.857	(24-28)	at Pepperdine (11/18/08)
REBOUNDS	45		NORTH FLORIDA (11/20/08)
	44		CAL POLY (11/22/08)
ASSISTS	22		RICE (11/21/08)
	21		NORTH FLORIDA (11/20/08)
STEALS	12		vs Utah State (12/06/08)
	11		at Idaho State (11-29-08)
BLOCKED SHOTS	6		vs Utah State (12/06/08)
	5		LONG BEACH STATE (11/14/08)
TURNOVERS	16		CAL POLY (11/22/08)
	16		at Pepperdine (11/18/08)
FOULS	21		at Idaho State (11-29-08)
	18		vs Utah State (12/06/08)
	18		at Weber State (12-03-08)

BYU Cougars High/Low Analysis (as of Dec 08, 2008)
All games

Opponent - GAME HIGHS

POINTS	65		at Idaho State (11-29-08)
	65		LONG BEACH STATE (11/14/08)
	64		CAL POLY (11/22/08)
	63		vs Utah State (12/06/08)
	62		at Weber State (12-03-08)
	25		LONG BEACH STATE (11/14/08)
FIELD GOALS MADE	23		at Idaho State (11-29-08)
	23		CAL POLY (11/22/08)
	61		LONG BEACH STATE (11/14/08)
FIELD GOAL ATTEMPTS	59		CAL POLY (11/22/08)
FIELD GOAL PERCENTAGE	.457	(21-46)	at Weber State (12-03-08)
	.411	(23-56)	at Idaho State (11-29-08)
	8		LONG BEACH STATE (11/14/08)
3 PT FIELD GOALS MADE	6		CAL POLY (11/22/08)
	6		RICE (11/21/08)
	22		vs Utah State (12/06/08)
3 PT FG ATTEMPTS	22		LONG BEACH STATE (11/14/08)
3 PT FG PERCENTAGE	.364	(8-22)	LONG BEACH STATE (11/14/08)
	.357	(5-14)	at Idaho State (11-29-08)
	.357	(5-14)	at Pepperdine (11/18/08)
FREE THROWS MADE	16		vs Utah State (12/06/08)
	15		at Weber State (12-03-08)
	26		at Idaho State (11-29-08)
FREE THROW ATTEMPTS	23		at Weber State (12-03-08)
FREE THROW PERCENTAGE	.842	(16-19)	vs Utah State (12/06/08)
	.769	(10-13)	at Pepperdine (11/18/08)
	39		vs Utah State (12/06/08)
REBOUNDS	36		LONG BEACH STATE (11/14/08)
ASSISTS	15		vs Utah State (12/06/08)
	15		at Idaho State (11-29-08)
	15		LONG BEACH STATE (11/14/08)
STEALS	8		NORTH FLORIDA (11/20/08)
	7		CAL POLY (11/22/08)
	7		at Pepperdine (11/18/08)
BLOCKED SHOTS	3		CAL POLY (11/22/08)
	2		vs Utah State (12/06/08)
	2		at Weber State (12-03-08)
TURNOVERS	18		RICE (11/21/08)
	18		at Pepperdine (11/18/08)
	24		at Pepperdine (11/18/08)
FOULS	20		vs Utah State (12/06/08)

BYU Cougars High/Low Analysis (as of Dec 08, 2008)
All games

BYU Cougars - GAME LOWS

POINTS	68		vs Utah State (12/06/08)
	74		NORTH FLORIDA (11/20/08)
	75		LONG BEACH STATE (11/14/08)
	76		CAL POLY (11/22/08)
	82		at Pepperdine (11/18/08)
FIELD GOALS MADE	22		vs Utah State (12/06/08)
	26		LONG BEACH STATE (11/14/08)
	26		at Pepperdine (11/18/08)
FIELD GOAL ATTEMPTS	50		at Pepperdine (11/18/08)
	53		at Idaho State (11-29-08)
	53		vs Utah State (12/06/08)
FIELD GOAL PERCENTAGE	.415	(22-53)	vs Utah State (12/06/08)
	.433	(26-60)	LONG BEACH STATE (11/14/08)
3 PT FIELD GOALS MADE	3		CAL POLY (11/22/08)
	6		LONG BEACH STATE (11/14/08)
	6		at Pepperdine (11/18/08)
3 PT FG ATTEMPTS	15		CAL POLY (11/22/08)
	19		vs Utah State (12/06/08)
3 PT FG PERCENTAGE	.200	(3-15)	CAL POLY (11/22/08)
	.261	(6-23)	LONG BEACH STATE (11/14/08)
FREE THROWS MADE	4		NORTH FLORIDA (11/20/08)
	7		CAL POLY (11/22/08)
FREE THROW ATTEMPTS	8		CAL POLY (11/22/08)
	10		NORTH FLORIDA (11/20/08)
FREE THROW PERCENTAGE	.400	(4-10)	NORTH FLORIDA (11/20/08)
	.630	(17-27)	LONG BEACH STATE (11/14/08)
REBOUNDS	27		vs Utah State (12/06/08)
	31		RICE (11/21/08)
ASSISTS	14		vs Utah State (12/06/08)
	17		LONG BEACH STATE (11/14/08)
STEALS	3		LONG BEACH STATE (11/14/08)
	4		CAL POLY (11/22/08)
BLOCKED SHOTS	1		RICE (11/21/08)
	2		at Pepperdine (11/18/08)
	2		at Idaho State (11-29-08)
	2		at Weber State (12-03-08)
TURNOVERS	6		at Weber State (12-03-08)
	9		vs Utah State (12/06/08)
FOULS	14		LONG BEACH STATE (11/14/08)
	15		NORTH FLORIDA (11/20/08)

BYU Cougars High/Low Analysis (as of Dec 08, 2008)
All games

Opponent - GAME LOWS

POINTS	41		NORTH FLORIDA (11/20/08)
	52		RICE (11/21/08)
	53		at Pepperdine (11/18/08)
	62		at Weber State (12-03-08)
	63		vs Utah State (12/06/08)
FIELD GOALS MADE	16		NORTH FLORIDA (11/20/08)
	19		at Pepperdine (11/18/08)
FIELD GOAL ATTEMPTS	46		at Weber State (12-03-08)
	52		NORTH FLORIDA (11/20/08)
	52		RICE (11/21/08)
	52		vs Utah State (12/06/08)
FIELD GOAL PERCENTAGE	.308	(16-52)	NORTH FLORIDA (11/20/08)
	.358	(19-53)	at Pepperdine (11/18/08)
3 PT FIELD GOALS MADE	3		NORTH FLORIDA (11/20/08)
	5		at Pepperdine (11/18/08)
	5		at Idaho State (11-29-08)
	5		at Weber State (12-03-08)
	5		vs Utah State (12/06/08)
3 PT FG ATTEMPTS	14		at Pepperdine (11/18/08)
	14		NORTH FLORIDA (11/20/08)
	14		at Idaho State (11-29-08)
3 PT FG PERCENTAGE	.214	(3-14)	NORTH FLORIDA (11/20/08)
	.227	(5-22)	vs Utah State (12/06/08)
FREE THROWS MADE	6		NORTH FLORIDA (11/20/08)
	6		RICE (11/21/08)
FREE THROW ATTEMPTS	9		NORTH FLORIDA (11/20/08)
	10		RICE (11/21/08)
FREE THROW PERCENTAGE	.500	(7-14)	LONG BEACH STATE (11/14/08)
	.538	(14-26)	at Idaho State (11-29-08)
REBOUNDS	21		at Weber State (12-03-08)
	24		at Pepperdine (11/18/08)
ASSISTS	6		NORTH FLORIDA (11/20/08)
	7		at Weber State (12-03-08)
STEALS	1		at Weber State (12-03-08)
	4		at Idaho State (11-29-08)
BLOCKED SHOTS	0		NORTH FLORIDA (11/20/08)
	0		at Idaho State (11-29-08)
TURNOVERS	10		LONG BEACH STATE (11/14/08)
	12		CAL POLY (11/22/08)
FOULS	14		NORTH FLORIDA (11/20/08)
	15		RICE (11/21/08)

BYU Cougars Player High/Low Analysis (as of Dec 08, 2008)
All games

BYU Cougars - INDIVIDUAL GAME HIGHS

Points	36		CUMMARD, Lee vs Long Beach State (11/14/08)
	30		CUMMARD, Lee at Weber State (12-03-08)
	28		CUMMARD, Lee vs Cal Poly (11/22/08)
	25		TAVERNARI, Jonathan vs North Florida (11/20/08)
	24		TAVERNARI, Jonathan vs Utah State (12/06/08)
Field Goals Made	24		MILES, Chris vs Cal Poly (11/22/08)
	13		CUMMARD, Lee vs Cal Poly (11/22/08)
Field Goal Att.	13		CUMMARD, Lee vs Long Beach State (11/14/08)
	21		TAVERNARI, Jonathan vs Long Beach State (11/14/08)
	17		TAVERNARI, Jonathan vs Utah State (12/06/08)
	17		TAVERNARI, Jonathan at Idaho State (11-29-08)
	17		MILES, Chris vs Cal Poly (11/22/08)
FG Pct (min 5 made)	.923	(12-13)	CUMMARD, Lee at Weber State (12-03-08)
	.813	(13-16)	CUMMARD, Lee vs Long Beach State (11/14/08)
3-Point FG Made	5		TAVERNARI, Jonathan vs North Florida (11/20/08)
	4		FREDETTE, Jimmer at Weber State (12-03-08)
3-Point FG Att.	10		TAVERNARI, Jonathan vs North Florida (11/20/08)
	9		TAVERNARI, Jonathan vs Utah State (12/06/08)
	9		TAVERNARI, Jonathan vs Long Beach State (11/14/08)
3-Pt FG Pct (min 2 made)	1.000	(2-2)	MORGAN, JR., Lamont vs Rice (11/21/08)
	.750	(3-4)	CUMMARD, Lee at Weber State (12-03-08)
	.750	(3-4)	CUMMARD, Lee vs Long Beach State (11/14/08)
Free Throws Made	7		TAVERNARI, Jonathan vs Utah State (12/06/08)
	7		CUMMARD, Lee vs Long Beach State (11/14/08)
Free Throw Att.	11		MILES, Chris vs Long Beach State (11/14/08)
	8		TAVERNARI, Jonathan vs Utah State (12/06/08)
	8		EMERY, Jackson vs Utah State (12/06/08)
FT Pct (min 3 made)	1.000	(7-7)	CUMMARD, Lee vs Long Beach State (11/14/08)
	1.000	(6-6)	ABOUO, Charles at Pepperdine (11/18/08)
	1.000	(4-4)	MORGAN, JR., Lamont at Weber State (12-03-08)
	1.000	(4-4)	FREDETTE, Jimmer at Idaho State (11-29-08)
	1.000	(4-4)	ABOUO, Charles vs Rice (11/21/08)
	1.000	(3-3)	CUMMARD, Lee at Pepperdine (11/18/08)
Rebounds	12		CUMMARD, Lee vs North Florida (11/20/08)
	11		CUMMARD, Lee vs Long Beach State (11/14/08)
Assists	9		EMERY, Jackson at Pepperdine (11/18/08)
	7		FREDETTE, Jimmer at Weber State (12-03-08)
Steals	5		EMERY, Jackson vs Utah State (12/06/08)
	4		TAVERNARI, Jonathan vs Utah State (12/06/08)
Blocked Shots	4		CUMMARD, Lee vs Long Beach State (11/14/08)
	3		ANDERSON, James vs North Florida (11/20/08)
Turnovers	7		CUMMARD, Lee vs Cal Poly (11/22/08)
	4		CUMMARD, Lee vs Utah State (12/06/08)
	4		FREDETTE, Jimmer at Idaho State (11-29-08)
	4		MORGAN, JR., Lamont vs Rice (11/21/08)
	4		MORGAN, JR., Lamont vs North Florida (11/20/08)
	4		EMERY, Jackson at Pepperdine (11/18/08)
Fouls	5		CUMMARD, Lee vs Utah State (12/06/08)
	5		MACGREGOR, Gavin at Weber State (12-03-08)
	5		EMERY, Jackson at Idaho State (11-29-08)
	5		MILES, Chris vs Cal Poly (11/22/08)

BYU Cougars Opponent High/Low Analysis (as of Dec 08, 2008)
All games

OPPONENT INDIVIDUAL GAME HIGHS

Points	22		Wilkinson, Gary vs Utah State (12/06/08)
	22		Shelton, Titus vs Cal Poly (11/22/08)
	19		STUCKI, Matt at Idaho State (11-29-08)
	16		BULLINGER, Kyle at Weber State (12-03-08)
Field Goals Made	15		Lewis, Shawn vs Cal Poly (11/22/08)
	8		Shelton, Titus vs Cal Poly (11/22/08)
	6		Wilkinson, Gary vs Utah State (12/06/08)
	6		STUCKI, Matt at Idaho State (11-29-08)
Field Goal Att.	16		Shelton, Titus vs Cal Poly (11/22/08)
	14		Morris, Donovan vs Long Beach State (11/14/08)
FG Pct (min 5 made)	.545	(6-11)	Wilkinson, Gary vs Utah State (12/06/08)
	.500	(8-16)	Shelton, Titus vs Cal Poly (11/22/08)
	.500	(6-12)	STUCKI, Matt at Idaho State (11-29-08)
	.500	(5-10)	BULLINGER, Kyle at Weber State (12-03-08)
3-Point FG Made	3		Newbold, Tyler vs Utah State (12/06/08)
	3		BULLINGER, Kyle at Weber State (12-03-08)
	3		STUCKI, Matt at Idaho State (11-29-08)
	3		Lewis, Shawn vs Cal Poly (11/22/08)
	3		LOVELACE, Cameron vs North Florida (11/20/08)
	3		Gilling, Stephan vs Long Beach State (11/14/08)
3-Point FG Att.	3		Williams, Cornel vs Long Beach State (11/14/08)
	8		LOVELACE, Cameron vs North Florida (11/20/08)
	7		Myaer, Jaxon vs Utah State (12/06/08)
	7		Lewis, Shawn vs Cal Poly (11/22/08)
3-Pt FG Pct (min 2 made)	.667	(2-3)	DUPRE, Jonathan at Pepperdine (11/18/08)
	.600	(3-5)	Newbold, Tyler vs Utah State (12/06/08)
	.600	(3-5)	STUCKI, Matt at Idaho State (11-29-08)
Free Throws Made	10		Wilkinson, Gary vs Utah State (12/06/08)
	6		Shelton, Titus vs Cal Poly (11/22/08)
Free Throw Att.	11		Wilkinson, Gary vs Utah State (12/06/08)
	8		PANOS, Steve at Weber State (12-03-08)
	8		Shelton, Titus vs Cal Poly (11/22/08)
FT Pct (min 3 made)	.909	(10-11)	Wilkinson, Gary vs Utah State (12/06/08)
	.800	(4-5)	Wesley, Tai vs Utah State (12/06/08)
	.800	(4-5)	JACKSON, Lorne at Pepperdine (11/18/08)
Rebounds	10		Williams, Cornel vs Long Beach State (11/14/08)
	9		Wilkinson, Gary vs Utah State (12/06/08)
	9		Newbold, Tyler vs Utah State (12/06/08)
	9		Dipprey, Wes vs Cal Poly (11/22/08)
Assists	5		STUCKI, Matt at Idaho State (11-29-08)
Steals	5		BELL, Keion at Pepperdine (11/18/08)
	3		CARSON, Donnie at Idaho State (11-29-08)
Blocked Shots	3		Shelton, Titus vs Cal Poly (11/22/08)
	3		Shelton, Titus vs Cal Poly (11/22/08)
Turnovers	2		DAVIS, Daviin at Weber State (12-03-08)
	6		RILEY, Cortez vs North Florida (11/20/08)
	5		Myaer, Jaxon vs Utah State (12/06/08)
Fouls	5		Ware, Casper vs Long Beach State (11/14/08)
	5		Wesley, Tai vs Utah State (12/06/08)
	5		Myaer, Jaxon vs Utah State (12/06/08)
	5		Thomas, Chaz vs Cal Poly (11/22/08)