

MOUNTAIN WEST CONFERENCE REGULAR SEASON CHAMPIONS
2001 • 2003 • 2007 • 2008 • 2009


BYU COUGAR BASKETBALL



Jimmer Fredette
All-MWC First Team



Jackson Emery
All-MWC Second Team • All-Defensive Team



Jonathan Tavernari
All-MWC Third Team • Sixth Man of the Year



Tyler Haws
All-MWC Third Team

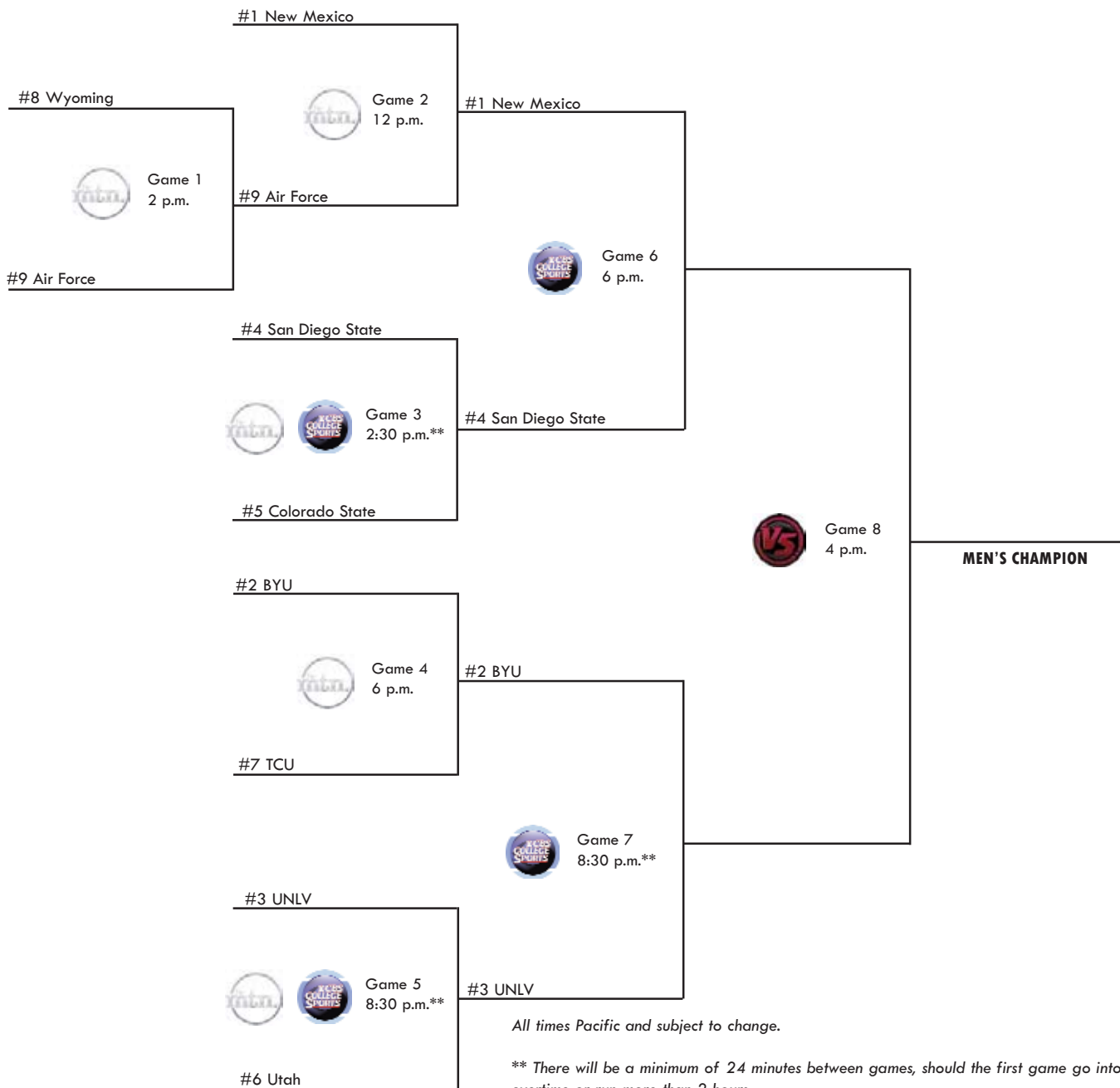
2010 Conoco MWC Men's Basketball Championships • Semifinals


2010 CONOCO MOUNTAIN WEST CONFERENCE MEN'S BASKETBALL CHAMPIONSHIP

WEDNESDAY - SATURDAY, MARCH 10-13
THOMAS & MACK CENTER
LAS VEGAS, NEVADA



WEDNESDAY MARCH 10	THURSDAY MARCH 11	FRIDAY MARCH 12	SATURDAY MARCH 13
-----------------------	----------------------	--------------------	----------------------





No. 21 All-Time Victories NCAA Division I • 2 National Titles (NIT 1951, 1966) • 28 Regular Season Conference Titles • 24 NCAA Tournaments • 10 NIT Appearances
 1 National Player of the Year • 2 Basketball Hall of Fame Inductees • 43 All-America Citations • 44 NBA Draft Selections • 109 All-Conference Citations

BYU COUGAR BASKETBALL

Game 34 — MWC Semifinals at UNLV

2009-10 SCHEDULE

NOVEMBER

5 (Thu.)	Trinity Western (Exh-BYUTV)	W, 74-56
10 (Tue.)	Central Wash. (Exh-BYUTV)	W, 82-46
13 (Fri.)	Bradley* (The Mtn.)	W, 70-60
17 (Tue.)	Idaho State	W, 87-53
20 (Fri.)	@ Hawai'i (KFVE - TV)	W, 83-65
24 (Tue.)	Southern	W, 107-51
27 (Fri.)	Weber State (The Mtn.)	W, 87-70

DECEMBER

2 (Wed.)	@ Utah State (The CW30)	L, 61-71
5 (Sat.)	vs. San Francisco (BYUTV/KJZZ) (Energy Solutions Arena)	W, 69-43
8 (Tue.)	Arizona State (The Mtn.)	W, 81-68
12 (Sat.)	@ Fresno State (KJZZ)	W, 72-67
17 (Thu.)	Wagner* (BYUTV)	W, 77-61
19 (Sat.)	Eastern Washington* (BYUTV)	W, 91-34
22 (Tue.)	vs. Nevada~ (BYUTV)	W, 110-104
23 (Wed.)	vs. Nebraska~ (BYUTV)	W, 88-66
28 (Mon.)	@ Arizona# (FCS)	W, 99-69

JANUARY

2 (Sat.)	Eastern New Mexico	W, 95-49
6 (Wed.)	UNLV (The Mtn.)	W, 77-73
9 (Sat.)	@ UTEP (CBS C)	W, 83-77
13 (Wed.)	@ Air Force (The Mtn.)	W, 67-49
16 (Sat.)	Colorado State (The Mtn.)	W, 91-47
20 (Wed.)	Wyoming (The Mtn.)	W, 81-66
23 (Sat.)	@ San Diego State (The Mtn.)	W, 71-69
27 (Wed.)	@ New Mexico (The Mtn.)	L, 72-76
30 (Sat.)	Utah (The Mtn.)	W, 82-69

FEBRUARY

2 (Tue.)	TCU (The Mtn.)	W, 76-56
6 (Sat.)	@ UNLV (VERSUS)	L, 74-88
13 (Sat.)	Air Force (The Mtn.)	W, 91-48
17 (Wed.)	@ Colorado State (The Mtn.)	W, 92-70
20 (Sat.)	@ Wyoming (The Mtn.)	W, 85-63
24 (Wed.)	San Diego State (CBS C)	W, 82-68
27 (Sat.)	New Mexico (VERSUS)	L, 81-83

MARCH

3 (Wed.)	@ Utah (CBS C)	W, 71-51
6 (Sat.)	@ TCU (The Mtn.)	W, 107-77
10-13	@ MWC Basketball Tournament	
11	vs. TCU (The Mtn.)	W, 95-85
12	@ UNLB (CBS C)	8:30 p.m.

^ Mountain West-Missouri Valley Challenge

* Las Vegas Classic - Marriott Center

~ Las Vegas Classic - Orleans Arena

Fiesta Bowl Classic

COUGARS TO FACE UNLV IN MWC SEMIFINALS

No. 14/15 and No. 2 seed BYU men's basketball (29-4, 13-3 MWC) plays No. 3 seed UNLV (24-7, 11-5) in the semifinals of the MWC Tournament at the Thomas and Mack Center on Friday at 8:30 p.m. PST. The game can be heard live on KSL Newsradio beginning with the pregame show at 7:30 p.m. PST on 102.7 FM and 1160 AM or via the Internet at KSL.com. The game will be televised live on CBS C.

UP NEXT

If BYU wins the Cougars will face the winner of No. 1 seed New Mexico vs. No. 4 seed San Diego State on Saturday, March 13 at 4 p.m. PST. That game will be broadcast live on KSL Newsradio 102.7 FM and 1160 AM or via the Internet at KSL.com. The game will be televised live on VERSUS.

COUGAR QUICK HITS

— At 29-4 overall, BYU has set the program record for wins in a season (set previously in 1950-51) and has the best record in program history through 33 games. This also marks the fourth-straight season with 25-plus wins, a program record.

— Jimmer Fredette is the first BYU player to record 40-plus points in two games in his career. He set the Cougar single-game scoring record with 49 points at Arizona and had the third-highest single-game total with 45 vs. TCU in the MWC Tournament quarterfinals.

— Fredette is 14th all-time in scoring at BYU with 1,443 career points. He leads the conference in scoring at 21.4 points per game. He is also third at BYU in career threes (164), ninth in assists (343) and 12th in steals (114).

— Junior guard Jackson Emery has 87 steals this season, a BYU record for steals in a season. The previous record was 66, set by Marty Haws in 1989-90. He is fourth in career steals with 144.

— Two-time MWC Coach of the Year Dave Rose has guided BYU to three-straight MWC regular season titles and three-straight trips to the NCAA Tournament. Under Rose, BYU also has five-straight 20-win seasons and four-straight postseason appearances. At 126-38 (.768) overall, he is BYU's all-time leader in winning percentage.

— Senior forward Jonathan Tavernari is BYU's all-time leader in made threes 261. He is also climbing the lists for points (12th with 1,502) and steals (3rd with 158).

— With the win vs. TCU in the MWC Tournament, Jonathan Tavernari played in his 102nd BYU victory — first in school history. Tavernari's teams have won 106 games, the best four-year stretch in program history.

BYU GAME #34 FAST FACTS

No. 14/15 BYU (29-4, 13-3)

at UNLV (24-7, 11-5)

Friday, March 12, 2010
 Thomas & Mack Center (18,500)
 Las Vegas
 8:30 p.m. PST



Coaches..... BYU, Dave Rose (125-38 in fifth season; same overall)
 UNLV, Lon Kruger (136-61 in sixth season; 454-293 in 25th season overall)
 Series..... UNLV leads 17-14, including a split this season with each team winning at home
 TV..... Live on The Mtn. (Tom Hart, play-by-play; Steve Lappas, analyst)
 Radio..... KSL Newsradio (102.7 FM/1160 AM and online at KSL.com) and the Cougar Sports Network (7:30 p.m. PST pregame show — Greg Wrubell, play-by-play; Mark Durrant, game analysis)
 Web..... Live stats links are available on the basketball schedule page at www.byucougars.com/basketball_m/

BYU'S PROBABLE STARTERS

POS.	#	NAME	HT.	WT.	YR.	HOMETOWN / LAST TEAM	PPG	RPG	NOTE
G	32	Jimmer Fredette	6-2	195	Jr.	Glens Falls, N.Y. / Glens Falls HS	21.4	3.1	Posted 45 points, 23-of-24 free throws, 6 assists in MWC quarters
G	4	Jackson Emery	6-3	185	Jr.	Alpine, Utah / Lone Peak HS	12.7	4.5	Had 15 points, 7 boards, 3 assists, 2 steals vs. TCU in MWC's
G	23	Tyler Haws	6-5	200	Fr.	Alpine, Utah / Lone Peak HS	11.3	4.3	Has made 38-consecutive free throws, including 6-of-6 in MWC quarters
F	34	Noah Hartssock	6-8	215	So.	Bartlesville, Okla. / Bartlesville HS	6.5	5.1	Posted 7 points, 7 boards, 1 block, 2 steals in MWC quarters
F/C	54	Chris Miles	6-11	235	Sr.	Provo, Utah / Timpview HS	4.8	3.5	Had 8 points, 3 boards, 1 block and 1 steal at Colorado State

OFF THE BENCH

F	0	Brandon Davies	6-9	230	Fr.	Provo, Utah / Provo HS	5.6	2.8	Had a near double-double with 9 points, 8 boards at TCU
G/F	1	Charles Abouo	6-5	210	So.	Abidjan, Cote d'Ivoire / Brewster Academy	4.6	3.1	Scored a career-high 22 points with 5 boards, 3 assists at TCU
G	2	Lamont Morgan, Jr.	5-10	170	Sr.	Pomona, Calif. / Saddleback CC	2.0	0.6	Had 6 points and 2 dimes vs. TCU
G	10	Michael Loyd, Jr.	6-1	170	So.	Las Vegas, Nev. / Palo Verde HS	4.4	1.2	Posted 18 points, 6 boards, 3 assists and 4 steals at Utah
F	12	Logan Magnusson	6-6	210	Jr.	Heber City, Utah / Salt Lake CC	0.6	1.0	Scored a career-high 6 points vs. Eastern New Mexico
G/F	13	Brock Zylstra	6-6	205	Fr.	La Verne, CA / Bonita HS	1.0	0.7	Scored 2 points at TCU
F/C	15	James Anderson	6-10	230	So.	Page, Ariz. / Page HS	1.2	1.0	Had 4 points, 3 boards and 1 block vs. TCU
F	45	Jonathan Tavernari	6-6	215	Sr.	Sao Bernardo, Brazil / Bishop Gorman HS	10.5	4.6	Had 23 points, 5 threes, 3 assists and 3 steals at TCU



**2010 MOUNTAIN WEST CONFERENCE
MEN'S BASKETBALL CHAMPIONSHIP PAIRINGS**

Wednesday, March 10 — Opening Round

2 p.m. No. 9 Air Force 59, No. 8 Wyoming 40

Thursday, March 11 — Quarterfinals

Noon No. 1 New Mexico 75, No. 9 Air Force 69
 2:30 p.m. No. 4 SDSU 72 No. 5 CSU 71
 6 p.m. No. 2 BYU 95, No. 7 TCU 85
 8:30 p.m. No. 3 UNLV, No. 6 Utah

Friday, March 12 — Semifinals

6 p.m. No. 1 New Mexico vs. No. 4 SDSU CBS C HD
 8:30 p.m. No. 2 BYU vs. No. 3 UNLV CBS C HD

Saturday, March 13 — Finals

4 p.m. Championship Game VERSUS HD

*All games are Pacific Time

MWC COMMUNICATIONS STAFF IN LAS VEGAS

The following MWC staff will be available throughout the tournament to provide assistance:

Javan Hedlund	(cell) 719-648-4027
Kim Melcher	(cell) 719-433-0681
Marlon Edge	(cell) 719-339-1558
Zach Eisendrath	(cell) 414-573-4902
Katie Cavender	(cell) 775-750-2800

MEDIA CREDENTIAL PICKUP

Credential pickup schedule for Cox Pavilion Media Center is below. No group pick-ups are allowed. Valid photo identification will be required and checked upon entrance to the arena.

Tuesday, March 9	Noon - 8 p.m.
Wednesday, March 10	Noon - 8 p.m.
Thursday, March 11	10 a.m. - 9 p.m.
Friday, March 12	10 a.m. - 9 p.m.
Saturday, March 13	11 a.m. - 4:30 p.m.

MEDIA INTERVIEWS

All interviews with BYU players or coaches must be scheduled through a BYU Athletic Communications contact. Postgame interviews will take place as noted below. Other interview requests, such as live television shots after a game, should be arranged in advance through a BYU Athletic Communications contact.

WEDNESDAY MEDIA AVAILABILITY

BYU will be conducting interviews with The Mtn./CBS College Sports on Wednesday at the Thomas & Mack Center at 1:30 p.m. Other interviews can also be conducted beginning at 1:30 p.m. outside The Mtn. locker room in the main tunnel opposite Cox Arena.

PRACTICE SESSIONS

Per MWC Tournament policy, all practices will be closed to the public and media (including print or electronic media that may be traveling with the team). The producer, director and on-air talent from The Mtn., CBS College Sports, VERSUS and the MWC radio network will be allowed to watch the closed practice sessions.

POSTGAME INTERVIEWS

LIVE RIGHTSHOLDERS: If requested, the winning coach, losing coach and winning student-athletes shall grant postgame interviews, not to exceed three minutes, to The Mtn., CBS College Sports, VERSUS and the MWC radio network provided the network is still providing live coverage from the facility. The media coordinator will be responsible for terminating the three-minute interview period, not the television or radio network. If television or radio does not terminate the interview on time, they will not be granted live postgame interviews for the remainder of the tournament. Coaches and student-athletes who are not being interviewed by The Mtn., CBS College Sports, VERSUS or the MWC radio network may conduct interviews with the institution's radio network. These interviews may not exceed two minutes. The Mtn., CBS College Sports, VERSUS will have the first choice of individuals to interview, then the MWC radio network, then the institution's network. Additionally, the head coach has the option of conducting an interview with the institution's radio network—at the network's courtside seating location—during a two-minute period after the conclusion of the initial three-minute period. The networks cannot inordinately delay the coaches' and student-athletes' return to the locker room. If the networks are not prepared to conduct live interviews immediately, it will be necessary for the interviews to be taped.

POSTGAME PRESS CONFERENCE: A minimum of two BYU players will attend the postgame press conference with BYU coach Dave Rose. The winning team's coach and players will be scheduled in the interview room first, then the losing team. After the championship game, the losing team will be scheduled first.

OPEN LOCKER ROOM: On game days, BYU student athletes and coaches will be available to the media for a minimum of 30 minutes after the cooling-off period ends, provided media representatives are present the entire time. Student-athletes who do not play in the game may depart earlier. All interviews at the facility must occur in the media interview room or locker room area. Regardless of any regular-season radio or television contracts, Coach Rose is first obligated to the entire media staffing the tournament and will report to the interview room for the postgame press conference as scheduled.

COOLING-OFF PERIOD: A "cooling-off period" has been established per NCAA rules for a coach to be with the student-athletes in the locker room after the game. The period begins when the coach enters the locker room immediately after the game or interview with The Mtn., CBS College Sports, VERSUS, the MWC radio network and/or the institution's radio network. The period will be 10 minutes for the winning team before the locker room is open to media; 15 minutes for the losing team. A coach may shorten the cooling-off period, but may not extend it. If coaches or student-athletes conduct live postgame interviews, the waiting period could be extended from 15 up to 25 minutes for the losing team. In this instance, the losing team would have the option of opening the locker room sooner, keeping in mind that the press conference would take precedence and once the coach and student-athletes are requested to depart to the press conference, any current locker room interviews would be interrupted. Except for The Mtn., CBS College Sports, VERSUS, MWC radio network and institutional radio personnel as noted above, no interviews may take place during the cooling-off period.

PHONE INTERVIEWS: Neither coaches nor student-athletes may conduct interviews via telephone until 30 minutes after the cooling-off period ends, or until after their postgame obligations to all media have been met, whichever comes later.

MEDIA SERVICES

Statistics, notes and quotes will be made available in the media work room after each game. Wireless internet will be provided free of charge to all accredited media. Updated cumulative statistics and a full notes update will be provided the day of the game for each game BYU advances in the MWC Tournament.

**BYU ATHLETIC COMMUNICATIONS
CONTACTS IN LAS VEGAS**

BYU ASSOC. AD COMMUNICATIONS

Duff Tittle
 Cell: 801-372-4401
 Email: duff_tittle@byu.edu

BYU MEN'S BASKETBALL SID

Kyle Chilton
 Cell: 801-372-2080
 Email: kyle_chilton@byu.edu

BYU ASST. SID

Jordan Christiansen
 Cell: 801-717-5217
 Email: mtrack_sid@byu.edu

BYU WOMEN'S BASKETBALL SID

Norma Collett
 Cell: 801-372-0989
 Email: norma_collett@byu.edu

BYU CONFERENCE TOURNAMENT RESULTS

3/9/84	v. New Mexico (at El Paso)	55-64 L
3/04/85	Air Force (at Provo)	79-82 L
3/06/86	v. New Mexico	68-79 L
3/05/87	v. Air Force (in Alb.)	82-79 (OT) W
3/06/87	at New Mexico	86-93 L
3/10/88	Hawaii (in Provo)	76-74 W
3/11/88	UTEP	63-66 L
3/10/89	v. Hawaii (in SLC)	69-72 L
3/8/90	v. Utah (in El Paso)	61-62 (OT) L
3/7/91	v. CSU (in Laramie)	69-56 W
3/8/91	v. Hawaii	73-71 (OT) W
3/9/91	v. Utah	51-49 (OT) W
3/12/92	v. Air Force (in Ft Collins)	72-51 W
3/13/92	v. Utah	75-62 W
3/14/92	v. UTEP	73-71 W
3/11/93	v. Hawaii (in SLC)	85-71 W
3/12/93	v. New Mexico	59-68 L
3/10/94	v. Utah (in SLC)	96-65 W
3/11/94	v. Fresno State	87-72 W
3/12/94	v. Hawaii	66-73 L
3/9/95	v. CSU (in Albuquerque)	73-75 L
3/7/96	v. CSU (in Albuquerque)	84-100 L
3/3/98	v. Tulsa (in Las Vegas)	56-59 L
3/2/99	v. TCU (in Las Vegas)	90-74 W
3/4/99	v. Utah	62-81 L
3/9/00	v. New Mexico (in Las Vegas)	55-43 W
3/10/00	v. Utah	58-54 W
3/11/00	at UNLV	56-79 L
3/8/01	v. Air Force (in Las Vegas)	69-54 W
3/9/01	v. Wyoming	77-66 W
3/10/01	v. New Mexico	69-65 W
3/7/02	v. San Diego State (in Las Vegas)	51-62 L
3/13/03	v. New Mexico (in Las Vegas)	71-56 W
3/14/03	v. Colorado State (OT)	80-86 L
3/11/04	v. Wyoming (in Denver)	79-74 W
3/12/04	v. Utah	51-54 L
3/10/05	v. New Mexico	71-85 L
3/9/06	v. Utah	70-74 L
3/8/07	v. TCU (in Las Vegas)	77-64 W
3/9/07	v. Wyoming	96-84 W
3/10/07	at UNLV	70-78 L
3/13/08	v. Colorado State (in Las Vegas)	89-62 W
3/14/08	v. San Diego State	63-54 W
3/15/08	at UNLV	61-76 L
3/12/09	v. Air Force (in Las Vegas)	80-69 W
3/13/09	v. San Diego State	62-64 L
3/11/09	v. TCU	95-85 W

*tournament finals results are underscored

BYU Conference Tournament Breakdown

Conference Tournament Record	25-22 (13-9 in MWC)
First Round Record	15-11 (8-3 in MWC)
Second Round Record	7-7 (4-3 in MWC)
Championship Finals Record	3-4 (1-3 in MWC)
WAC Tournament Record	12-13
MWC Tournament Record	13-9
Tournament Record (NEUTRAL)	24-16
Tournament Record (HOME)	1-2
Tournament Record (AWAY)	0-4

BYU Record in the Conference Tournament vs.

Air Force	4-1 (2-0 MWC)
Colorado State	2-3 (1-1 MWC)
New Mexico	3-5 (3-1 MWC)
San Diego State	1-2 (1-2 MWC)
TCU	3-0 (2-0 MWC)
UNLV	0-3 (0-3 MWC)
Utah	4-4 (1-2 MWC)
Wyoming	3-0 (3-0 MWC)

BYU Record in MWC Tournament as the ...

No. 1 Seed (2007, 2008, 2009)	5-3
No. 2 Seed (2001, 2003, 2004)	6-2
No. 3 Seed (2006)	0-1
No. 4 Seed (2002)	0-1
No. 5 Seed	0-1
No. 6 Seed (2000)	2-1
No. 7 Seed (2005)	0-1
No. 8 Seed	0-1

BYU Players Named to MWC All-Tournament Team

2000	Terrill Lyday, Jr., Guard
2001	Mekell Wesley, Sr. Forward - MVP
2002	Terrill Lyday, Sr., Guard
2003	
2004	Rafael Araujo, Sr., Center
2005	
2006	
2007	Lee Cummond, So., Guard
	Trent Plaisted, So., Forward/Center
	Keena Young, Sr., Forward
2008	Lee Cummond, Jr., Guard
2009	Jimmer Fredette, Jr., Guard

BYU IN THE TOURNAMENT

The Cougars have a 13-9 Mountain West Conference Tournament record. BYU advanced to the finals in the first two years of the MWC Tournament, winning the title over New Mexico as the No. 2 seed in 2001 after losing to host UNLV in 2000. BYU then went five years without a finals appearance until losing to host UNLV in the 2007 Championship game. The Cougars fell again to UNLV in the title game in 2008. BYU has won its quarterfinal game in seven of the 10 MWC Tournaments. BYU has a 4-3 semifinals record and 1-3 finals record in MWC Tournament play. During the seven years the MWC Tournament has been played in Las Vegas (2000-03, 2007-present), BYU has posted an 12-6 tournament record, with four finals appearances and one title (2001). BYU had a 1-3 tournament record during the three years the championship was conducted in Denver (2004-06). Overall, BYU has a 25-22 record in conference tournament games, which includes a 12-13 record in WAC Tournament games. BYU has played every MWC team in the MWC Tournament.

MWC TITLE GOES THROUGH BYU

In eight of the 10 years of the Mountain West Tournament, BYU or the team that has knocked the Cougars out of the tournament won the title, including a championship-game loss in 2008 to host UNLV. The 2006 tournament was the first time that trend did not continue as San Diego State won the title after BYU was knocked out by Utah in the quarterfinals. After losing in the title game to host UNLV at the inaugural MWC Tournament in 2000, BYU won the title in 2001. The next four years the Cougars were knocked out by the eventual champion. BYU was defeated by San Diego State in the 2002 quarterfinals before back-to-back semifinal losses to 2003-champion Colorado State and 2004-champion Utah. In 2005, New Mexico went on to win the title after defeating BYU in the quarterfinals.

10 MWC TOURNAMENTS, SIX DIFFERENT CHAMPIONS

San Diego State became the first team in the MWC to win the Tournament title twice with its victories in 2002 and 2006. UNLV became the second with victories in 2000 and 2007, both over BYU. The Rebels won a third in 2008. New Mexico's win in 2005 marked the sixth Tournament winner in the first six years of the event. The only teams not to win a MWC title are Wyoming, Air Force and TCU, who made its MWC debut in 2005. Utah won the title in 2009.

BYU SEEDS AT MWC TOURNAMENT

BYU was the No. 1 seed at the MWC Tournament in each of the past three seasons (2007, 2008, 2009) after winning back-to-back outright MWC titles and a share of the title in 2009. The Cougars are 5-3 as the top seed (finals appearance in 2007 and 2008). Including this season, BYU has been the second seed four times (6-2 combined record in 2001, 2003, 2004 and 2010, including the 2001 title). The 2006 Tournament was the first time that the Cougars have been the No. 3 seed in the MWC Tournament (first-round loss to Utah). The Cougars have also been the fourth seed once (suffering a first-round exit with a loss to eventual-champion San Diego State in 2002), the sixth seed once (advanced to the finals in 2000) and the No. 7 seed once (2005 first-round loss to eventual-champion New Mexico).

FRUITS OF THE SEEDS

In the first 10 years of the MWC Tournament, the teams with the No. 2 seed boasts the best mark at 19-5 while the No. 1 seed has gone 15-8. The No. 6 seeds have a combined 10-9 record while their first-round opponent No. 3 seeds have a 6-9 record. No. 4 teams have gone 11-10. Fifth-seeded teams are 4-8. The No. 7 team won for the first time in 2006 and now has a 2-10 record. The No. 8 seed has a 2-2 record in first round games and a 3-9 record overall. The No. 9 seed is 2-2 in the first round game and 2-4 overall. The 2006 tournament marked the first time the No. 7 seed advanced past the quarterfinals and the first time neither the No. 2 nor No. 3 seed advanced to the semifinals. The Tournament title has been won by the second seed five times (BYU in 2001, New Mexico in 2005, UNLV in 2007 and 2008, Utah in 2009); the top seed twice (UNLV in 2000 and San Diego State in 2006); the third seed once (Utah in 2004); the fifth seed once (San Diego State in 2002); and the sixth seed once (Colorado State in 2004).

BYU TOURNAMENT TITLES

BYU won the MWC Tournament title in 2001 over New Mexico. BYU won WAC Tournament titles in 1991 and 1992. The Cougars' Kevin Nixon hit a dramatic three-quarter-court shot at the buzzer to defeat UTEP, 73-71, in Fort Collins, Colo., for the 1992 title. BYU won its first WAC Tournament title in 1991 with an over-time win over Utah. The Cougars also won the postseason conference playoff series in the Rocky Mountain Conference in 1924 (defeated Colorado College, 2-1) and 1933 (defeated Wyoming, 2-1).

AT THE THOMAS & MACK CENTER ...

UNLV, BYU and Utah are the only teams with winning MWC Tournament records at the Thomas & Mack Center. Below are the win totals and records for the nine MWC teams in the seven previous tournaments held at the Thomas and Mack Center (note: UNLV was ineligible for tournament play in 2001, and TCU has only played two tournament in Las Vegas) :

UNLV: 14 wins (14-3)
BYU: 12 (12-6)
Utah: 7 (7-7)
SDSU: 7 (7-6)
CSU: 5 (5-7)
Wyoming: 5 (5-8)
New Mexico: 3 (3-7)
AFA: 2 (2-8)
TCU: 1 (1-4)

MWC TEAMS IN THE NCAA

In the previous 10 years of the MWC, eight of the nine conference members have advanced to the NCAA Tournament at least once. TCU is the lone team not to advance. New Mexico became the last of the MWC teams to earn a spot in the NCAA Tournament by winning the 2005 MWC Tournament. 2009 MWC Tournament Champion Utah received the league's automatic bid last season while BYU was selected as an at-large team.

BYU AND MWC IN POSTSEASON

BYU has earned an invite to a postseason tournament in nine of the 10 years of the MWC, leading all MWC teams. BYU is tied with Utah in NCAA appearances since the formation of the MWC (BYU has made six NCAA and three NIT while Utah has made six NCAA, one NIT and one CBI). UNLV has received eight invites (three NCAA, five NIT). New Mexico has received six (one NCAA, five NIT) along with San Diego State (two NCAA, four NIT) and Air Force has received four (two NCAA and two NIT). Wyoming also has four (one NCAA, two NIT, one CBI) while Colorado State has been to one NCAA Tournament.

POINTS

- 45, Jimmer Fredette vs. TCU (3/11/10)
- 34, Keena Young vs. UNLV (3/10/07)
- 32, Terrell Lyday vs. Wyoming (3/9/01)
- 30, Mekeli Wesley vs. New Mexico (3/10/01)
- 27, Trent Plaisted vs. Wyoming (3/9/07)
- 25, Terrell Lyday vs. Air Force (3/8/01)
- 23, Terrell Lyday vs. New Mexico (3/9/00)
- 23, Mekeli Wesley vs. Wyoming (3/9/01)
- 22, Travis Hansen vs. Colorado State (3/14/03)
- 22, Trent Plaisted vs. TCU (3/8/07)
- 21, Mark Bigelow vs. Colorado State (3/14/03)
- 21, Lee Cummond vs. Wyoming (3/9/07)
- 21, Jimmer Fredette vs. Air Force (3/12/09)
- 20, Lee Cummond vs. San Diego State (3/14/08)
- 19, Mekeli Wesley vs. UNLV (3/11/00)
- 19, Rafael Araujo vs. New Mexico (3/13/03)
- 19, Jared Jensen vs. New Mexico (3/10/05)
- 19, Trent Plaisted vs. San Diego State (3/14/08)
- 19, Jonathan Tavemari vs. Air Force (3/12/09)
- 18, Terrell Lyday vs. UNLV (3/11/00)
- 18, Luiz Lemes vs. Wyoming (3/11/04)
- 18, Lee Cummond vs. Colorado State (3/13/08)
- 17, Keena Young vs. Utah (3/9/06)
- 17, Eric Nielsen vs. Utah (3/10/00)
- 17, Trent Whiting vs. Air Force (3/8/01)
- 17, Rafael Araujo vs. Wyoming (3/11/04)
- 17, Jimmer Fredette at UNLV (3/15/08)
- 17, Jimmer Fredette vs. SDSU (3/13/09)
- 16, Terrell Lyday vs. Utah (3/10/00)
- 16, Mike Rose vs. TCU (3/8/07)
- 16, Austin Ainge vs. Wyoming (3/9/07)
- 16, Lee Cummond vs. Air Force (3/12/09)

FIELD GOALS

- 13, Keena Young vs. UNLV (3/10/07)
- 11, Mekeli Wesley vs. New Mexico (3/10/01)
- 10, Jimmer Fredette vs. TCU (3/11/10)
- 10, Trent Plaisted vs. Wyoming (3/9/07)
- 9, Trent Plaisted vs. TCU (3/8/07)
- 8, Mekeli Wesley vs. UNLV (3/11/00)
- 8, Terrell Lyday vs. Air Force (3/8/01)
- 8, Terrell Lyday vs. Wyoming (3/9/01)
- 8, Mekeli Wesley vs. Wyoming (3/9/01)
- 8, Trent Plaisted vs. San Diego State (3/14/08)
- 7, Trent Plaisted vs. Utah (3/9/06)
- 7, Terrell Lyday vs. New Mexico (3/9/00)
- 7, Eric Nielsen vs. Utah (3/10/00)
- 7, Mark Bigelow vs. Colorado State (3/14/03)
- 7, Travis Hansen vs. Colorado State (3/14/03)
- 7, Jared Jensen vs. New Mexico (3/10/05)
- 6, Terrell Lyday vs. Utah (3/10/00)
- 6, Terrell Lyday vs. UNLV (3/11/00)
- 6, Trent Whiting vs. Air Force (3/8/01)
- 6, Rafael Araujo vs. New Mexico (3/13/03)
- 6, Rafael Araujo vs. Wyoming (3/11/04)
- 6, Luiz Lemes vs. Wyoming (3/11/04)
- 6, Rafael Araujo vs. Utah (3/12/04)
- 6, Keena Young vs. Utah (3/9/06)
- 6, Mike Rose vs. TCU (3/8/07)
- 6, Lee Cummond vs. Wyoming (3/9/07)
- 6, Lee Cummond vs. UNLV (3/10/07)
- 6, Lee Cummond vs. Colorado State (3/13/08)
- 6, Lee Cummond vs. San Diego State (3/14/08)

FIELD GOALS ATTEMPTED

- 23, Jimmer Fredette vs. TCU (3/11/10)
- 19, Mekeli Wesley vs. UNLV (3/11/00)
- 18, Travis Hansen vs. Colorado State (3/14/03)
- 18, Keena Young vs. UNLV (3/10/07)
- 15, Terrell Lyday vs. New Mexico (3/9/00)
- 15, Terrell Lyday vs. Wyoming (3/9/01)
- 15, Travis Hansen vs. San Diego State (3/7/02)
- 15, Eric Nielsen vs. San Diego State (3/7/02)
- 14, Terrell Lyday vs. UNLV (3/11/00)
- 14, Terrell Lyday vs. Air Force (3/8/01)
- 14, Mekeli Wesley vs. Wyoming (3/9/01)
- 14, Mark Bigelow vs. Colorado State (3/14/03)
- 14, Mike Hall vs. New Mexico (3/10/05)
- 14, Jimmer Fredette vs. SDSU (3/13/09)

3-POINT FIELD GOALS

- 5, Terrell Lyday vs. Air Force (3/8/01)
- 4, Jackson Emery vs. TCU (3/11/10)
- 4, Mekeli Wesley vs. Wyoming (3/9/01)
- 4, Mike Rose vs. TCU (3/8/07)
- 4, Jimmer Fredette vs. Air Force (3/12/09)
- 4, Jonathan Tavemari vs. Air Force (3/12/09)
- 3, Trent Whiting vs. Air Force (3/8/01)
- 3, Terrell Lyday vs. Wyoming (3/9/01)
- 3, Trent Whiting vs. New Mexico (3/10/01)
- 3, Mark Bigelow vs. San Diego State (3/7/02)
- 3, Travis Hansen vs. New Mexico (3/13/03)
- 3, Austin Ainge vs. Wyoming (3/9/07)
- 3, Mike Rose vs. UNLV (3/10/07)
- 3, Lee Cummond vs. Colorado State (3/13/08)
- 3, Jonathan Tavemari vs. San Diego State (3/14/08)

3-POINT FIELD GOALS ATTEMPTED

- 10, Jimmer Fredette vs. TCU (3/11/10)
- 9, Mark Bigelow vs. San Diego State (3/7/02)

- 9, Mike Rose vs. TCU (3/8/07)
- 8, Jonathan Tavemari vs. Air Force (3/12/09)
- 7, Terrell Lyday vs. Air Force (3/8/01)
- 7, Jimmer Fredette vs. Air Force (3/12/09)
- 7, Jonathan Tavemari vs. TCU (3/11/10)
- 6, Trent Whiting vs. Air Force (3/8/01)
- 6, Travis Hansen vs. New Mexico (3/13/03)
- 6, Mark Bigelow vs. Colorado State (3/14/03)
- 6, Kevin Woodberry vs. Colorado State (3/14/03)
- 6, Mark Bigelow vs. Wyoming (3/11/04)
- 6, Mike Hall vs. New Mexico (3/10/05)
- 6, Jonathan Tavemari at UNLV (3/15/08)

FREE THROWS

- 23, Jimmer Fredette vs. TCU (3/11/10)
- 13, Terrell Lyday vs. Wyoming (3/9/01)
- 8, Travis Hansen vs. Colorado State (3/14/03)
- 8, Derek Dawes vs. New Mexico (3/10/05)
- 8, Keena Young vs. UNLV (3/10/07)
- 8, Lee Cummond vs. Air Force (3/12/09)
- 7, Terrell Lyday vs. New Mexico (3/9/00)
- 7, Mekeli Wesley vs. Air Force (3/8/01)
- 7, Mekeli Wesley vs. New Mexico (3/10/01)
- 7, Rafael Araujo vs. New Mexico (3/13/03)
- 7, Trent Plaisted vs. Wyoming (3/9/07)
- 7, Lee Cummond vs. Wyoming (3/9/07)
- 7, Jimmer Fredette vs. Air Force (3/12/09)

FREE THROWS ATTEMPTED

- 24, Jimmer Fredette vs. TCU (3/11/10)
- 16, Trent Plaisted vs. Wyoming (3/9/07)
- 14, Terrell Lyday vs. Wyoming (3/9/01)
- 11, Keena Young vs. UNLV (3/10/07)
- 10, Terrell Lyday vs. New Mexico (3/9/00)
- 10, Travis Hansen vs. Colorado State (3/14/03)
- 10, Derek Dawes vs. New Mexico (3/10/05)
- 9, Mekeli Wesley vs. Air Force (3/8/01)
- 8, Terrell Lyday vs. Utah (3/10/00)
- 8, Mekeli Wesley vs. New Mexico (3/10/01)
- 8, Rafael Araujo vs. New Mexico (3/13/03)
- 8, Mike Hall vs. Wyoming (3/11/04)
- 8, Lee Cummond vs. Air Force (3/12/09)
- 7, Rafael Araujo vs. Colorado State (3/14/03)
- 7, Mark Bigelow vs. Colorado State (3/14/03)
- 7, Rafael Araujo vs. Wyoming (3/11/04)
- 7, Jared Jensen vs. New Mexico (3/10/05)
- 7, Jimmer Fredette at UNLV (3/15/08)
- 7, Jimmer Fredette vs. Air Force (3/12/09)
- 7, Jimmer Fredette vs. SDSU (3/13/09)

REBOUNDS

- 14, Rafael Araujo vs. Wyoming (3/11/04)
- 13, Rafael Araujo vs. New Mexico (3/13/03)
- 13, Lee Cummond vs. UNLV (3/10/07)
- 11, Eric Nielsen vs. New Mexico (3/9/00)
- 11, Eric Nielsen vs. San Diego State (3/7/02)
- 11, Jonathan Tavemari vs. Air Force (3/12/09)
- 10, Rafael Araujo vs. Colorado State (3/14/03)
- 10, Trent Plaisted vs. Wyoming (3/9/07)
- 10, Keena Young vs. Wyoming (3/9/07)
- 10, Chris Collinsworth vs. Colorado State (3/13/08)
- 10, Jonathan Tavemari vs. San Diego State (3/14/08)
- 9, Eric Nielsen vs. Utah (3/10/00)
- 9, Trent Plaisted vs. TCU (3/8/07)
- 9, Keena Young vs. UNLV (3/10/07)
- 9, Trent Plaisted at UNLV (3/15/08)
- 8, Mekeli Wesley vs. New Mexico (3/10/01)
- 8, Rafael Araujo vs. Utah (3/12/04)
- 8, Keena Young vs. TCU (3/8/07)
- 8, Lee Cummond vs. Air Force (3/12/09)

ASSISTS

- 10, Austin Ainge vs. UNLV (3/10/07)
- 7, Austin Ainge vs. New Mexico (3/10/05)
- 7, Austin Ainge vs. TCU (3/8/07)
- 7, Lee Cummond vs. Colorado State (3/13/08)
- 7, Lee Cummond vs. Air Force (3/12/09)
- 6, Jimmer Fredette vs. TCU (3/11/10)
- 6, Kevin Woodberry vs. Utah (3/12/04)
- 5, Michael Vranes vs. UNLV (3/11/00)
- 5, Trent Whiting vs. Air Force (3/8/01)
- 5, Trent Whiting vs. Wyoming (3/9/01)
- 5, Terrell Lyday vs. New Mexico (3/10/01)
- 5, Mark Bigelow vs. Colorado State (3/14/03)

BLOCKED SHOTS

- 3, Eric Nielsen vs. San Diego State (3/7/02)
- 3, Trent Plaisted vs. Wyoming (3/9/07)
- 2, Mekeli Wesley vs. Utah (3/10/00)
- 2, Eric Nielsen vs. Air Force (3/8/01)
- 2, Nathan Cooper vs. Wyoming (3/9/01)
- 2, Kevin Woodberry vs. New Mexico (3/13/03)
- 2, Garner Meads vs. Utah (3/12/04)
- 2, Jimmy Balderson vs. New Mexico (3/10/05)
- 2, Trent Plaisted vs. TCU (3/8/07)
- 2, Lee Cummond vs. Colorado State (3/13/08)
- 2, Trent Plaisted vs. Colorado State (3/13/08)
- 2, Chris Collinsworth vs. Colorado State (3/13/08)
- 2, Trent Plaisted vs. San Diego State (3/14/08)
- 2, Lee Cummond vs. San Diego State (3/14/08)
- 2, Lee Cummond vs. Air Force (3/12/09)

- 2, Chris Miles vs. Air Force (3/12/09)
- 2, Noah Hartsock vs. SDSU (3/13/09)
- 2, James Anderson vs. SDSU (3/13/09)

STEALS

- 3, Jimmy Balderson vs. Utah (3/9/06)
- 3, Keena Young vs. Utah (3/9/06)
- 3, Kevin Woodberry vs. New Mexico (3/13/03)
- 3, Lee Cummond vs. Wyoming (3/9/07)
- 2, Jackson Emery vs. TCU (3/11/10)
- 2, Noah Hartsock vs. TCU (3/11/10)
- 2, Rashaun Broadus vs. Utah (3/9/06)
- 2, Michael Vranes vs. New Mexico (3/9/00)
- 2, David Nielsen vs. UNLV (3/11/00)
- 2, Matt Montague vs. Air Force (3/8/01)
- 2, Mekeli Wesley vs. Wyoming (3/9/01)
- 2, Travis Hansen vs. New Mexico (3/10/01)
- 2, Matt Montague vs. San Diego State (3/7/02)
- 2, Eric Nielsen vs. San Diego State (3/7/02)
- 2, Luiz Lemes vs. New Mexico (3/13/03)
- 2, Rafael Araujo vs. Colorado State (3/14/03)
- 2, Rafael Araujo vs. Wyoming (3/11/04)
- 2, Mike Hall vs. Wyoming (3/11/04)
- 2, Luiz Lemes vs. Utah (3/12/04)
- 2, Mike Hall vs. New Mexico (3/10/05)
- 2, Keena Young vs. TCU (3/8/07)
- 2, Austin Ainge vs. Wyoming (3/9/07)
- 2, Jimmy Balderson vs. Wyoming (3/9/07)
- 2, Keena Young vs. Wyoming (3/9/07)
- 2, Sam Burgess vs. Colorado State (3/13/08)
- 2, Jimmer Fredette vs. Air Force (3/12/09)
- 2, Jackson Emery vs. SDSU (3/13/09)
- 2, Charles Abouo vs. SDSU (3/13/09)

MINUTES

- 42, Travis Hansen vs. Colorado State (3/14/03)
- 41, Mark Bigelow vs. Colorado State (3/14/03)
- 40, Terrell Lyday vs. New Mexico (3/9/00)
- 40, Trent Whiting vs. Air Force (3/8/01)
- 40, Matt Montague vs. San Diego State (3/7/02)
- 40, Lee Cummond vs. SDSU (3/13/09)
- 39, Jackson Emery vs. TCU (3/11/10)
- 39, Eric Nielsen vs. Utah (3/10/00)
- 39, Trent Whiting vs. New Mexico (3/10/01)
- 39, Jonathan Tavemari vs. Air Force (3/12/09)
- 38, Terrell Lyday vs. Wyoming (3/9/01)
- 38, Trent Whiting vs. Wyoming (3/9/01)
- 38, Lee Cummond vs. San Diego State (3/14/08)
- 38, Lee Cummond vs. Air Force (3/12/09)
- 38, Jimmer Fredette vs. SDSU (3/13/09)
- 38, Jimmer Fredette vs. TCU (3/11/10)

CAREER POINTS (2000-2010)

- Terrell Lyday - 125
- Lee Cummond - 116
- Trent Plaisted - 110
- Jimmer Fredette - 109
- Mekeli Wesley - 102
- Jonathan Tavemari - 73
- Keena Young - 71
- Mark Bigelow - 67
- Rafael Araujo - 63
- Eric Nielsen - 55
- Travis Hansen - 46
- Trent Whiting - 43
- Mike Rose - 42
- Luiz Lemes - 41
- Jimmy Balderson - 40
- Mike Hall - 35
- Austin Ainge - 32
- Jared Jensen - 30
- Chris Miles - 28
- Sam Burgess - 26
- Jackson Emery - 24
- Nathan Cooper - 22
- Kevin Woodberry - 22
- Chris Collinsworth - 20
- Jake Shoff - 18
- Todd Christensen - 17
- Matt Montague - 15
- Fernando Malamam - 11
- Derek Dawes - 10
- Dan Howard - 10
- Michael Vranes - 10
- Michael Loyd, Jr. - 10
- Lamont Morgan, Jr. - 9
- Garner Meads - 9
- Tyler Haws - 8
- Rashaun Broadus - 7
- Terry Nashif - 7
- Noah Hartsock - 7
- Charles Abouo - 7
- Brock Reichner - 6
- Ben Murdock - 6
- James Anderson - 6
- David Nielsen - 5
- Vuk Ivanovic - 5
- Ben Murdock - 3
- Archie Rose - 2
- Brandon Davies - 2

FREDETTE EARNS ALL-AMERICA HONORS

PROVO, Utah (March 9, 2010) – Sporting News has named BYU guard Jimmer Fredette to its 2009-10 College Basketball All-America Third Team. Fredette, a 6-foot-2 junior, has emerged as one of the top offensive threats in the nation, averaging 20.6 points and 4.7 assists while shooting .465 from the field, .472 from three and .881 from the free throw line. The Glens Falls, N.Y., native has scored 33-plus points five times and 20-plus points 18 times. He burst onto the national scene when he posted BYU records of 49 points and nine threes at Arizona while adding nine assists and seven boards in leading the Cougars to a 99-69 win against the Wildcats. Fredette also scored 36 points at home against rival Utah, a BYU record for points against the Utes. In addition to third-team All-America honors from Sporting News, Fredette has been named first-team All-MWC and the MWC Player of the Week five times. He is a national player of the year candidate, having been named a Naismith Trophy Midseason Candidate, a Wooden Trophy Candidate and an Oscar Robertson Trophy finalist. Joining Fredette on the third team are Jordan Crawford of Xavier, Jacob Pullen of Kansas State, Darrington Hobson of New Mexico and Luke Harangody.

FREDETTE AND EMERY EARN ALL-DISTRICT HONORS

PROVO, Utah (March 9, 2010) – BYU's backcourt of Jimmer Fredette and Jackson Emery were named All-District by the United States Basketball Writers Association with Fredette receiving top honors as player of the year. BYU is a member of District VIII, which includes all NCAA Division I institutions from Wyoming, Utah, Idaho, New Mexico, Colorado, Nevada and Montana. Nine districts are represented from coast to coast and a player and coach of the year are selected in each. Fredette — a repeat all-district honoree — has emerged as one of the top offensive threats in the nation, averaging 20.6 points and 4.7 assists while shooting .465 from the field, .472 from three-point range and .881 from the free throw line. The Glens Falls, N.Y., native has scored 33-plus points five times and 20-plus points 18 times. He burst onto the national scene when he posted BYU records of 49 points and nine threes at Arizona while adding nine assists and seven boards in leading the Cougars to a 99-69 win against the Wildcats. Fredette also scored 36 points at home against rival Utah, a BYU record for points against the Utes. In addition to all-district honors, Fredette has been named third-team All-American by Sporting News, first-team All-MWC and the MWC Player of the Week five times. He is a national player of the year candidate, having been named a Naismith Trophy Midseason Candidate, a Wooden Trophy Candidate and an Oscar Robertson Trophy finalist. Past Cougars who have earned USBWA District Player of the Year honors include Danny Ainge (1981), Devin Durrant (1984) and Michael Smith (1987). Emery — also named to the All-MWC Second Team and MWC All-Defensive Team — is one of the top perimeter defenders in the nation and a threat from the outside. He is currently fifth in the nation in steals per game at 2.7 and has shattered the BYU record for steals in a season with 85. He is six from tying the MWC single-season record. A native of Alpine, Utah, Emery is averaging 12.6 points and 2.8 assists — both second on the team — while adding 4.4 rebounds. He is shooting .420 from three and has made a team-best 74 treys. Joining Fredette and Emery on the District VIII Team are fellow-MWC members Darrington Hobson and Roman Martinez of New Mexico and Tre'Von Willis of UNLV. Luke Babbitt of Nevada, Corey Higgins of Colorado, Damian Lillard of Weber State, Jared Quayle of Utah State and Jahman Young of New Mexico State round out the team. New Mexico's Steve Alford received coach of the year honors. With the selection of Fredette and Emery, BYU has had 10 USBWA all-district honorees in the last eight years. Fredette and Lee Cummard earned honors in 2009 while Cummard and Trent Plaisted earned honors in 2008. Keena Young was honored in 2007. Plaisted was also selected in 2006, Rafael Araujo was honored in 2004 and swingman Travis Hansen was named to the team in 2003.

FOUR COUGARS EARN ALL-MWC ACCOLADES

The Mountain West Conference announced its 2009-10 men's basketball awards today. The league's nine men's head coaches, along with a selected media panel, picked the all-conference teams, as well as the coach, player, newcomer, freshman, sixth man and defensive awards. New Mexico head coach Steve Alford captured MWC Coach of the Year honors, while New Mexico's Darrington Hobson was named both the Player of the Year and Newcomer of the Year. Additionally, Utah's David Foster garnered Defensive Player of the Year accolades, San Diego State's Kawhi Leonard was chosen as the Freshman of the Year and BYU's Jonathan Tavernari received the Sixth Man of the Year award. BYU's Jimmer Fredette earned first-team honors, Jackson Emery made the second team and the all-defensive team and Jonathan Tavernari and Tyler Haws made the third team.

JIMMER FREDETTE — ALL-MWC FIRST TEAM

- A repeat first-team honoree
- Led BYU to an 13-3 record in MWC action
- Is ranked in the top 10 in seven MWC statistical categories including: 2nd in scoring (19.7), 1st in three-point field goal percentage (.494), 2nd in threes per game (2.4), 5th in assist/turnover ratio (1.8), 16th in assists (3.9), 5th in free throw percentage (.840), 10th in field goal percentage (.432)
- Leads the Cougars in scoring (19.7), assists (3.9), free throws made (84) and attempted (100), three-pointers made (39) and attempted (79), three-point percentage (.494) and minutes played (29.2)
- As point guard has helped BYU lead the MWC in scoring, scoring margin, turnover margin, free throw percentage and three-point field goal percentage and second in assist/turnover ratio and owns the top-four scoring games (107 at TCU, 92 at CSU, 91 vs. CSU and 91 vs. Air Force)
- Two-time MWC Player of the Week on Feb. 1 (31.5 ppg, 4.5 apg at New Mexico and vs. Utah) and Feb. 22 (29.0 ppg and 5.0 apg at Colorado State and at Wyoming)
- Owns the two highest-scoring games by a single player in the conference, scoring 36 points against Utah and Colorado State, respectively
- Has hit at least one three in 14 conference games, including four or more threes in six games
- Has scored 20-plus points nine times and 30-plus points three times and has posted four or more assists in nine games
- Against rival Utah, scored 36 points, shooting 11-11 from the field, 4-of-5 from three and 10-of-12 from the free throw line while adding 4 rebounds, 2 assists and 1 steal
- Scored 36 points at Colorado State, converting 6-of-10 threes and shooting 12-of-22 with six assists, five rebounds and one steal
- Has eight games with perfect free throw percentage and two games with double-digit free throws made (10-of-12 against Utah, 11-of-13 at UNLV)

JACKSON EMERY — ALL-MWC SECOND TEAM • ALL-DEFENSIVE TEAM

- A repeat All-Defensive Team honoree
- Started all 16 conference games and helped BYU to an 13-3 conference record
- Is in the top 15 in five statistical categories, including: 1st in steals (2.9), 7th in field goal percentage (.450), 6th in three-point field goals made (2.1), 11th in scoring (12.3), 115th in rebounding (4.6)
- Had the most steals by a player in a conference game with six against Utah while adding five vs. San Diego State, five vs. New Mexico and five at TCU
- Has posted two or more steals in 11 conference games and at least one steal in every conference game
- Averaging 12.3 points (3rd on the team), 4.6 rebounds (3rd on the team), 2.6 assists (2nd on the team) and 2.9 steals (1st on the team) while shooting .450 from the field in MWC games
- Regularly assigned to guard the top perimeter player for the opposing team
- Has scored in double figures in 11 games, including the last nine
- Has helped establish BYU as one of the top defensive teams in the conference as the Cougars lead in scoring margin (+15.4), turnover margin (+4.8) and defensive rebounds (27.8) and are second in field goal percentage defense (.411) and defensive rebound percentage (.741), third in three-point field goal percentage defense (.327) and fifth in scoring defense (65.8)
- Has hit at least one three in all but one conference game, including four threes vs. TCU and Air Force and five at Air Force and at TCU (5-of-6 for best single-game percentage in the MWC)
- A primary reason BYU forces 15.1 turnovers per game

JONATHAN TAVERNARI — ALL-MWC THIRD TEAM • SIXTH MAN OF THE YEAR

- Has helped lead BYU to an 13-3 record in MWC action
- Is in the top 17 in six statistical categories, including: 3rd in steals (1.7), 2nd in three-point field goal percentage (.452), 8th in defensive rebounds (4.3), 7th in threes per game (2.1), 14th in rebounding (4.8), 17th in scoring (11.1)
- Tied for the second highest percentage from the 3-point line in a game, shooting 5-of-7 (.714) against Air Force
- Named MWC Player of the Week (Jan. 11) for his performance vs. UNLV when he had 17 points, nine rebounds, three assists, two blocks and one steal and helped BYU start the conference season with a 77-73 win
- Had 14 points and four steals in 19 minutes vs. Colorado State
- Posted 17 points and hit 3-of-5 threes at New Mexico
- Had 19 points, five rebounds, three steals and hit 5-of-7 threes vs. Air Force
- Had 13 points and four steals at Colorado State
- Had 17 points, eight rebounds and two steals at Wyoming
- Posted a season-best 23 points, four rebounds and three steals while hitting 5-of-8 from three at TCU
- Has recorded at least one steal in 14 games and at least two steals in seven games
- Averages 11.1 points, 4.8 rebounds, 1.7 assists and 1.7 steals and shoots .459 from the field, .452 from three and .815 from the free throw line in MWC play

TYLER HAWS — ALL-MWC THIRD TEAM

- A three-time All-MWC Third Team honoree and 2007 MWC Freshman of the Year
- Has started all 16 games for BYU, helping the Cougars to an 13-3 record
- Leads the MWC in free throw percentage (.927) and is 15th in scoring (11.2)
- Tied for the best performance among MWC players from the free throw line, shooting 10-of-10 (1.000) at Wyoming
- Third on the team in scoring (11.2), is fourth on the team in rebounding (4.0), third in assists (1.8) and third with 13 steals
- Has scored in double figures in 10 MWC games
- Has made 32-consecutive free throws
- Scored a career-best 24 points to go with six rebounds and a block at home against Wyoming
- Scored 17 points at San Diego State
- Had 15 points and seven rebounds in a home win against Utah
- Had 16 points and a career-best four steals against Air Force at home
- Scored 22 points, hit 10-of-10 from the free throw line and added eight rebounds at Wyoming
- Against San Diego State hit all eight free throw attempts, had 10 points, five rebounds, four assists and two steals

BYU SERIES RECORD VS. UNLV

Overall Series Record: UNLV leads 17-14
 BYU Record in Provo: 10-4 (10-4 in the Marriott Center)
 BYU Record in Las Vegas: 4-13 (3-13 in the Thomas & Mack Center)
 BYU Record at Neutral Sites: 0-0
 BYU Record under Dave Rose: 4-8
 BYU Record in Overtime Games: 2-0
 Last Overtime Game: 2005, won in Las Vegas, 82-72
 Longest BYU Win Streak: 3 (2004-2005)
 Longest UNLV Win Streak: 4 (1981-98)
 Largest BYU Margin of Victory: 28, 91-63 in 2001
 Largest UNLV Margin of Victory: 29, 70-41 in 2008
 Most Points Scored by BYU: 92 in 1981
 Most Points Scored by UNLV: 90 in 1981

1-3-81	at UNLV (OT)	92-90	W
2-6-81	UNLV	86-77	W
12-5-81	No. 18 UNLV	63-66	L
2-12-82	at UNLV	50-52	L
1-22-98	at UNLV	63-76	L
2-21-98	UNLV	76-84	L
1-10-00	at UNLV	77-75	W
2-19-00	UNLV	83-82	W
3-11-00	at UNLV*	56-79	L
1-15-01	UNLV	91-63	W
2-10-01	at UNLV	56-68	L
1-15-02	UNLV	60-47	W
2-9-02	at UNLV	70-73	L
1-16-03	UNLV	85-77	W
2-14-03	at UNLV	54-61	L
2-7-04	UNLV	64-61	W
3-6-04	at UNLV	89-88	W
2-5-05	at UNLV (OT)	82-72	W
3-5-05	UNLV	66-76	L
1-11-06	at UNLV	72-82	L
2-11-06	UNLV	75-72	W
1-13-07	at UNLV	75-83	L
2-3-07	No. 25 UNLV	90-63	W
3-10-07	at No. 25 UNLV*	70-78	L
1-15-08	at UNLV	41-70	L
2-16-08	UNLV	74-48	W
3-15-08	at UNLV*	61-76	L
1-21-09	UNLV	70-76	L
2-21-09	at UNLV	74-75	L
1-6-10	UNLV	77-73	W
2-6-10	at UNLV	74-88	L

*MWC Tournament (Las Vegas)

LOOKING AT UNLV

No. 3 seed UNLV is 24-7 on the season after defeating Utah 73-61 in the MWC quarterfinals. The Rebels have now won five in a row. Tre'Von Willis leads the team in scoring at 17.5 ppg and Chace Stanback adds 10.5 ppg and 5.8 rpg. Oscar Bellfield contributes 9.5 ppg and 4.6 apg. Matt Shaw adds 7.1 ppg, Kendall Wallace 7.0 ppg and Anthony Marshall 5.4 ppg. UNLV averages 74.3 ppg and shoots .464 from the field, .329 from three and .719 from the free throw line. Their opponents average 63.8 ppg, shoot .398 from the field and .325 from three.

UNLV'S PROBABLE STARTERS

Pos.	#	Name	Ht.	Wt.	Yr.	PPG	RPG
F	22	Chace Stanback	6-8	210	So.	10.5	5.8
F	44	Darris Santee	6-8	225	Sr.	4.7	3.4
G		Oscar Bellfield	6-2	185	So.	9.2	2.5
G		Anthony Marshall	6-3	200	Fr.	5.4	2.9
G	33	Tre'Von Willis	6-4	195	Jr.	17.5	4.1

UNLV'S LAST OUTING — REBELS RUN PAST UTES IN SECOND HALF, WIN 73-61

LAS VEGAS (AP) -Freshman guard Anthony Marshall led UNLV with 13 points and a season-best 12 rebounds and the Runnin' Rebels avenged Utah's regular-season sweep with a 73-61 victory in the Mountain West Conference quarterfinals Thursday night.

Tre'Von Willis also scored 13 points for the third-seeded Runnin' Rebels (24-7), who will face 14th-ranked BYU in the semifinals Friday night. The second-seeded Cougars (29-4) defeated TCU.

Utah (14-17) trailed just 29-25 at halftime after consecutive 3-pointers by Luka Drca, Marshall Henderson and Chris Hines in the closing minutes.

But the Utes didn't bring that momentum out of the locker room.

UNLV used a 10-0 run to take a 41-30 lead in the opening minutes of the second half.

The Utes swept the Runnin' Rebels during conference play, winning 73-69 in Las Vegas in January and 66-61 in Salt Lake City last month. It was Utah's first sweep of UNLV in five years.

SERIES NOTES

BYU trails UNLV 17-14 in the all-time series. The Cougars and Rebels split this season with BYU winning 77-73 at home and UNLV winning 88-74 at home. The Rebels lead BYU 3-0 in MWC Tournament play with all three games coming on UNLV's home floor. This is the first meeting between the teams in the semifinals as all three previous MWC Tournament matchups came in the title game.

COMPARING THE STATS — BYU VS. UNLV

Season Averages Overall	BYU	UNLV
Points Scored/Game	83.5	74.3
Points Allowed/Game	65.0	63.8
Rebounds/Game	37.7	34.5
Assists/Game	16.1	16.5
Steals/Game	8.5	7.8
Blocks/Game	3.7	3.6
Turnovers	11.5	11.5
FG Percentage	.488	.464
FG Percentage Defense	.403	.398
3FG Percentage	.421	.329
3FG/Game	8.1	6.7
3FG Percentage Defense	.328	.325
FT Percentage	.784	.719

BYU vs. UNLV - Jan. 6, 2010

01/06/10 8:02 pm at Marriott Center, Provo, Utah
VISITORS: UNLV 12-3, 0-1 MWC

##	Player	tot-fg		3-pt		rebounds			pf	tp	a	to	blk	s	min		
		fg	fga	fg	fga	ft	fta	of								de	tot
00	BELLFIELD, Oscar	* 3	9	1	4	1	2	0	2	2	3	8	9	2	0	3	28
05	JASPER, Derrick	* 2	5	0	1	0	0	0	4	4	3	4	1	3	4	1	29
22	STANBACK, Chase	* 1	6	0	1	2	4	4	8	0	3	1	3	0	0	0	19
33	WILLIS, Tre'Von	* 9	16	2	4	5	1	5	6	2	24	4	7	0	0	24	
34	SHAW, Matt	* 3	6	2	2	0	0	1	1	2	4	8	0	0	0	14	
02	WALLACE, Kendall	3	5	2	3	1	2	0	1	1	0	9	0	0	0	21	
03	MARSHALL, Anthony	1	5	0	1	0	0	0	3	3	0	2	0	0	0	12	
12	MASSAMBA, Brice	4	5	0	0	0	0	2	0	2	8	0	0	0	1	14	
20	JONES, Steve	0	1	0	0	0	0	0	0	0	1	0	0	0	0	6	
31	HAWKINS, Justin	1	3	0	1	1	1	0	2	2	1	3	0	0	1	11	
44	SANTTE, Darnis	2	2	0	0	0	0	0	3	3	2	4	0	0	2	12	
TEAM																	
Totals.....		29	63	7	16	8	12	10	27	37	18	73	15	15	6	6	200

TOTAL FG%	1st Half: 14-34 41.2%	2nd Half: 15-29 51.7%	Game: 46.0%	DEADBALL
3-Pt. FG%	1st Half: 2-7 28.6%	2nd Half: 5-9 55.6%	Game: 43.8%	REBOUNDS
F Throw %	1st Half: 2-3 66.7%	2nd Half: 6-9 66.7%	Game: 66.7%	3

HOME TEAM: BYU COUGARS 15-1, 1-0 MWC

##	Player	tot-fg		3-pt		rebounds			pf	tp	a	to	blk	s	min		
		fg	fga	fg	fga	ft	fta	of								de	tot
34	HARTSOCK, Noah	f 6	13	0	0	5	6	3	3	6	2	17	1	0	1	27	
54	MILES, Chris	c 2	4	0	0	0	0	3	2	5	2	4	2	1	0	16	
04	EMERY, Jackson	g 3	11	1	8	2	2	1	2	3	1	9	1	2	0	34	
23	HAWS, Tyler	g 3	9	1	1	5	6	4	2	6	3	12	3	0	2	30	
32	FREDETTE, Jimmer	g 2	10	1	2	2	2	0	1	1	0	7	1	3	0	25	
00	DAVIES, Brandon	g 2	5	0	0	0	0	2	2	4	1	4	0	3	0	11	
01	ABOU, Charles	0	1	0	0	0	0	2	1	3	0	0	0	0	1	8	
02	MORGAN, JR., Larnont	0	0	0	0	0	0	0	0	0	0	0	0	0	0	2	
10	LOYD, JR., Michael	3	5	1	2	0	2	0	2	2	7	2	2	0	0	16	
15	ANDERSON, James	0	1	0	0	0	0	0	0	0	0	0	0	0	0	1	
45	TAVERNARI, Jonathan	4	9	4	8	5	6	1	8	9	2	17	3	1	2	30	
TEAM																	
Totals.....		25	66	8	21	19	24	19	25	44	13	77	13	12	4	7	200

TOTAL FG%	1st Half: 11-41 26.8%	2nd Half: 14-27 51.9%	Game: 36.8%	DEADBALL
3-Pt. FG%	1st Half: 2-10 20.0%	2nd Half: 6-11 54.5%	Game: 38.1%	REBOUNDS
F Throw %	1st Half: 9-9 100%	2nd Half: 10-15 66.7%	Game: 79.2%	2

Officials: Bill Graczy, Eric Curry, Rick Batsell
Technical fouls: UNLV=None; BYU COUGARS=None.
Attendance: 15546

Score by Periods	1st	2nd	Total
UNLV	32	41	73
BYU COUGARS	33	44	77

Points in the paint: LV 34, BY 30. Points off turnovers: LV 14, BY 16.
2nd chance points: LV 12, BY 15. Fast break points: LV 12, BY 4.
Bench points: LV 26, BY 28. Score tied 8 times. Lead changed 16 times.
Last FG: LV 2nd-05:55, BY 2nd-00:33.
Largest lead: LV by 8 2nd-15:15, BY by 5 1st-16:16.

THIS YEAR VS. UNLV AT BYU — STRONG SECOND HALF PLAY LEADS COUGARS TO VICTORY

PROVO, Utah (Jan. 6, 2010) - The BYU men's basketball team opened conference play with an exciting 77-73 win over UNLV in the Marriott Center on Wednesday night. The win is the Cougars tenth straight this season. BYU was led by Noah Hartssock and Jonathan Tavernari with 17 points each while Hartssock and Cougar freshman Tyler Haws led the team in rebounds with six each. The Rebels took a 68-62 lead with less than six minutes remaining, but the Cougars continued to battle and four made baskets from the charity stripe, bring them within three points of UNLV. A layup by Michael Loyd, Jr., ignited the crowd and brought BYU within one. Tavernari continued to deliver from downtown, making his fourth three-pointer of the game to give the Cougars a 71-69 lead. Loyd proceeded to dazzle the crowd beating two defenders and making what appeared to be a nearly impossible lay-in, putting BYU ahead 73-71 with only a minute remaining. Loyd not only delivered offensively in the final minute but forced a turnover by UNLV, setting up a jumper by Jackson Emery as the shot clock was winding down to give the Cougars a 75-71 lead. UNLV did not score a field goal in the last 5:55 minutes of the game, much to the credit of BYU's intense defensive effort. Strong offensive rebounding and consistent free throw shooting were the highlights for the Cougars in an otherwise uneventful first half of play. BYU opened the game with a 4-0 lead after baskets by Chris Miles and Emery. After UNLV took a 22-19 lead with 6:13 left to play in the first half, two free throws from Haws and a trey from Tavernari again gave the Cougars the lead, 24-22. However, the Runnin' Rebels would not go down with a fight, hitting a three pointer of their own giving UNLV a 27-24 lead with 3:25 remaining before the break. BYU shot one hundred percent from the free throw line in the first half, shooting 9-of-9 from the charity stripe. The enthusiastic Marriott Center crowd found something to get excited about late in the first period when Hartssock completed a three-point play with a one-handed put-back and subsequent foul shot to give the Cougars a 33-30 lead, tying his career high of 13 points. Both teams made up for their lack of offense in the first half during the opening minutes of the second half. The Rebels made the first basket of the second half but Emery quickly responded with his first three-pointer of the game. Hartssock broke his career high with a baseline drive giving BYU a 38-34 lead.

WHAT WAS SAID AFTER THE GAME ...

BYU Head Coach Dave Rose

- "This was an exciting game between two great teams. What more could you ask for."
- "We struggled with some of our starters, but others stepped up and we really pulled together as a team."
- "Jonathan Tavernari, Michael Loyd and Noah Hartssock really pulled through for tonight and made some big plays."
- "Jonathan has really been practicing well lately. He is definitely committed to helping this team win however he can. Tonight, he came off the bench and really contributed and help lead this team to a victory."

UNLV Head Coach Lon Kruger

- "It was a tough ball game. We put ourselves in position to do what we needed to do to close the game the right way, but just didn't do it. But we do need to give BYU credit for playing a good game and finishing with a good win."
- "I'm disappointed for sure. We have got to be strong on the road, and tonight we just lost control at the end. We just didn't do what we needed to do for the win, while BYU did."
- "We gave them too many second chances. We just need to lock in there, use our size, and block out. Overall, we just really need to get more defensive rebounds and limit second and third opportunities."

BYU NOTES FROM THIS YEAR VS. UNLV AT BYU

Player Notes

- Jonathan Tavernari hit a season-high 4 three-pointers, scoring 17 points with 9 rebounds, 3 assists, 2 blocks and 1 steal in 30 minutes.
- Noah Hartssock scored a career-high 17 points, shooting 6-of-13 from the field and 5-of-6 from the free throw line while adding 6 rebounds. Hartssock matched his career high in the first half alone, scoring 13 points (4-of-9 FG, 5-of-5 FT) to lead all scorers through the first period.
- Tyler Haws was the third Cougar in double-figures with 12 points. Haws had 6 rebounds (4 offensive), 3 assists and 2 steals in 30 minutes of action.
- With 2 free throws tonight, Jackson Emery has made 14 in a row over three games.

Team Notes

- Tonight's win against UNLV is BYU's 100th victory in Mountain West Conference play. Coach Dave Rose has won 52 of those games as he begins his fifth season in the MWC. Rose is 52-13 (.800) in regular season MWC play.
- Rose is now 4-1 in conference openers (won the last four) and 5-0 in conference home openers
- BYU is now 15-1 on the year and taken ten straight. The last time the Cougars had a better record through their first 16 games was the 1987-88 season when BYU began its season 17-0. It is the team's longest winning streak since the 2008-09 team started its season 10-0.
- BYU had 14 offensive rebounds (13 defensive) in the first half, 19 overall (25 defensive for 44 total in the game).
- As a team, the Cougars shot 19-of-24 (.792) from the free-throw line. BYU was 9-of-9 in the first half and made its first 11 of the game.
- BYU's home win streak is now at 15-straight games dating back to last season. The Cougars are 9-0 at home this year.

Record Watch

- With 17 points versus UNLV, Jonathan Tavernari passed Dick Nemelka for 18th on the BYU all-time scoring list. Tavernari has 1,314 career points and is 4 points from passing Joe Nelson for 17th all-time.
- With 7 points, Jimmer Fredette passed Mel Hutchins and Bruce Burton for 35th on the BYU all-time scoring list. Fredette has 1,090 career points and is 10 points from passing Mark Handy for 34th all-time.
- With 1 steal tonight, Jonathan Tavernari tied Russell Larson for 5th on the BYU all-time steals list. Tavernari has 131 career steals and is 8 steals from passing Nate Call for 4th all-time.

Game Trends

- UNLV went the last 5:55 without a field goal. BYU went on a 15-5 run over that time, turning a 68-62 deficit to a 77-73 win.
- Closing out the first half, Noah Hartssock went on a 9-3 run by himself, putting the Cougars ahead, 33-30 after being down 27-24. Hartssock hit a layup, made four free throws, made a short jumper, then added one more free throw.

BYU at UNLV - Feb. 6, 2010

02/06/10 1:00 PM at Tarkenton Court, Thomas & Mack Center
VISITORS: BYU 22-3, 7-2

##	Player	tot-fg		3-pt		rebounds			pf	tp	a	to	blk	s	min				
		fg	fga	fg	fga	ft	fta	of								de	tot		
34	HARTSOCK, Noah	f	3	9	0	1	2	2	3	1	4	4	8	1	0	2	25		
54	MILES, Chris	c	0	0	0	0	0	0	0	2	2	3	0	0	1	0	16		
04	EMERY, Jackson	g	3	9	1	6	3	4	1	2	3	3	10	1	2	0	26		
23	HAWS, Tyler	g	2	8	1	3	0	0	2	1	3	1	5	0	1	0	29		
32	FREDETTE, Jimmer	g	4	15	2	7	11	13	2	5	7	1	21	6	2	0	37		
01	ABOUO, Charles	g	3	5	1	2	2	2	1	2	3	3	9	0	1	0	18		
02	MORGAN, JR., Lamont	0	2	0	1	0	0	0	0	0	0	0	1	0	1	0	4		
10	LOYD, JR., Michael	1	2	0	1	1	1	1	0	0	0	0	3	1	1	0	10		
12	MAGNUSSON, Logan	0	0	0	0	0	0	0	0	0	0	0	0	0	1	0	1		
15	ANDERSON, James	1	1	0	0	0	0	0	1	1	3	2	0	0	0	0	1		
45	TAVERNARI, Jonathan	7	12	2	6	0	0	0	0	7	1	16	2	2	0	1	33		
TEAM								5		2									
Totals.....		24 63		7 27		19 22		14 23		37		20 74		12 11		2 6		200	

TOTAL FG%	1st Half: 9:27 33.3%	2nd Half: 15:36 41.7%	Game: 38.1%	DEADBALL
3-Pt. FG%	1st Half: 4:15 26.7%	2nd Half: 3:12 25.0%	Game: 25.9%	REBOUNDS
F Throw %	1st Half: 12:12 100%	2nd Half: 7:10 70.0%	Game: 86.4%	1

HOME TEAM: UNLV 19-4, 7-2

##	Player	tot-fg		3-pt		rebounds			pf	tp	a	to	blk	s	min				
		fg	fga	fg	fga	ft	fta	of								de	tot		
22	STANBACK, Chase	f	3	10	1	3	0	0	2	12	14	4	7	4	1	0	34		
12	MASSAMBA, Bnice	c	1	3	0	0	0	1	1	2	3	3	2	1	2	1	0	16	
00	BELLFIELD, Oscar	g	4	7	3	4	1	3	1	1	2	2	12	2	2	0	29		
02	WALLACE, Kendall	g	3	6	1	4	2	2	0	1	1	0	9	3	1	0	27		
33	VILLIS, Tre Von	g	11	20	4	7	9	1	4	5	2	33	9	0	1	2	38		
03	MARSHALL, Anthony	g	2	2	0	0	2	1	1	2	1	4	2	1	0	1	13		
20	JONES, Steve	1	1	0	0	0	0	1	0	1	0	2	0	1	0	0	6		
31	HAWKINS, Justin	1	2	0	1	0	0	1	1	2	0	2	1	1	0	2	13		
34	SHAW, Matt	4	7	3	4	2	2	2	3	5	2	13	3	0	0	15			
44	SANTEE, Darris	2	3	0	0	0	0	0	1	1	2	4	0	0	1	0	9		
TEAM								1		2									
Totals.....		32 61		12 23		12 19		11 27		38		16 88		24 9		3 8		200	

TOTAL FG%	1st Half: 20:31 64.5%	2nd Half: 12:30 40.0%	Game: 52.5%	DEADBALL
3-Pt. FG%	1st Half: 9:13 69.2%	2nd Half: 3:10 30.0%	Game: 52.2%	REBOUNDS
F Throw %	1st Half: 7:10 70.0%	2nd Half: 5:9 55.6%	Game: 63.2%	2

Officials: Scott Thornley, Verne Harris, Tom O'Neill
Technical fouls: BYU-None, UNLV-None.
Attendance: 18557

Score by Periods	1st	2nd	Total
BYU	34	40	74
UNLV	56	32	88

Points in the paint: BYU 22, UNLV 28. Points off turnovers: BYU 11, UNLV 17.
2nd chance points: BYU 10, UNLV 12. Fast break points: BYU 4, UNLV 6.
Bench points: BYU 30, UNLV 25. Score tied-1 time. Lead changed-0 times.
Last FG: BYU 2nd-00:58, UNLV 2nd-03:50.
Largest lead: BYU None, UNLV by 29 1st-05:13.

THIS YEAR AT UNLV — COUGARS FALL BEHIND EARLY, LOSE AT UNLV

LAS VEGAS (Feb. 6, 2010) - BYU (22-3, 7-2) lost its third game of the season, dropping an 88-74 decision to UNLV in Mountain West Conference play on Saturday. UNLV (19-4, 7-2) hit eight three-pointers in the first 12 minutes of the game, including four on four-straight possessions in less than two minutes, going up 36-13 at 8:46 in the first half. UNLV went up by as many as 29 points, 47-18, with just over five minutes left in the half. The Cougars would get the Rebel lead down to 22 by halftime, but could only hold even with UNLV in the second half. BYU is now 22-3 on the season and 7-2 in MWC play, tied with UNLV for first place in the league standings. "Tonight all the luck was with the other club and they were really good," said BYU head coach Dave Rose. "When they're hitting threes they are so much more difficult to guard because they're also such good penetrating players." Jonathan Tavernari shot 7-for-12 from the field for 16 points off the bench with seven rebounds and two assists. Jimmer Fredette scored 21 points while leading the team with six assists and tying Tavernari for a game-high seven rebounds. Fredette's points came largely off of an 11-for-13 output from the free throw line, including 10-for-10 in the first half. "This stings and it'll be tough and we'll have to see how respond," Rose said. "We're nine games into league play and at the top and we control everything in front of us so that's a good place to be at this time." The Cougars got as close as 13 points at 6:14 with 14:34 left in the second half after Fredette scored on a layup and Tavernari found Tyler Haws open in the corner for a three. But UNLV answered with a 7-0 run, going back up to a 68-48 lead. UNLV shot 52.5 percent from the field and hit a season-high 12-for-23 three-pointers (52.2 percent), racking up 24 assists to BYU's 12. "It's disappointing when you get down by that much," said BYU forward Noah Hartsock. "UNLV came out hot. We got into some streaks here and there, but ultimately UNLV took it away." Charles Aboou added nine points and Noah Hartsock had eight points, four rebounds and two blocks.

WHAT WAS SAID AFTER THE GAME ...

BYU Head Coach Dave Rose

— "Tonight all the luck was with the other club. And they were really good. I've watched all their games since we played them last and we knew they were playing really well. I thought there were things we could do to change them some issues, but they shot so well early in the game. When they're hitting threes they are so much more difficult to guard because they're such good penetrating players."
— "We've done this to quite a few teams ourselves, but this is the first time we've played a game like this with this group. Now we've got to respond. The last month for this team things have been really, really good. What we need to do is get back to work, get back to practice. What's discouraging is we don't play again until Saturday. But it's one game. It obviously wasn't our best game but let's move forward from here."
— "This stings and it'll be tough and we'll have to see how respond but we're nine games into league play and at the top and we control everything in front of us so that's a good place to be at this time."
— "No matter when the bye comes, you treat it as if it's the very best time to have the bye because you have no control over it. We need to get ourselves back in a position to where we're playing better. We can do that with a little work this week."

BYU NOTES FROM LAST OUTING

Player Notes

- Jonathan Tavernari shot 7-for-12 for 16 points, adding 7 rebounds, 2 assists and 1 steal.
- Jimmer Fredette added 21 points with 7 rebounds, 6 assists and 2 steals.
- Fredette has had 6 or more assists in 11 games this season.
- With 2 blocks, Noah Hartsock has 11 games with multiple blocks this year.
- Jackson Emery's 1 steal broke a string of 13-straight games with multiple steals.

Team Notes

- BYU started the game shooting 14-for-14 from the free throw line, including 10-for-10 by Fredette. The Cougars were 12-for-12 at halftime and finished 19-for-22 (.864) for the game.
- Jimmer Fredette had 21 points vs. UNLV, his 16th 20-point game this season and 23rd of his career. He has reached 30-plus points four times this season. BYU is 19-4 when Fredette scores 20 or more and has won 18 of the last 20 games in which he had reached the 20-point mark.
- BYU owns a 145-60 (.707) record as a ranked team. The Cougars are 17-8 (.680) under Coach Rose when ranked, including 8-2 (.800) this season.

Record Watch

- Jackson Emery had 1 steal and has 65 for his career, 2 steals away from breaking the BYU single-season record of 66 set by Marty Haws in 1990.
- With 16 points versus UNLV, Jonathan Tavernari has 1,402 career points, putting him ahead of Andy Toolson for 13th all-time and 7 points away from surpassing Jay Cheesman's mark of 1,408 points for 12th all-time.
- With 21 points versus UNLV, Jimmer Fredette has 1,273 career points and is 12 points from passing Alan Taylor for 20th all-time.

Game Trends

- BYU held UNLV scoreless over 3:51 in the second half, scoring five unanswered points during the stretch.
- The Cougars held the Rebels without a field goal over 4:11 late in the first half.

**2009-10 SEASON STATISTICS
BYU Cougars Combined Team Statistics (as of Mar 06, 2010)
UNLV**

RECORD:	OVERALL	HOME	AWAY	NEUTRAL
ALL GAMES	1-1	1-0	0-1	0-0
CONFERENCE	1-1	1-0	0-1	0-0
NON-CONFERENCE	0-0	0-0	0-0	0-0

#	Player	gp-gs	min	avg	Total		3-Point		F-Throw		Rebounds				pf	dq	a	to	blk	stl	pts	avg
					fg-fga	fg%	3fg-fga	3fg%	ft-fa	ft%	off	def	tot	avg								
45	TAVERNARI, Jonathan	2-0	63	31.5	11-21	.524	6-14	.429	5-6	.833	1	15	16	8.0	3	0	5	3	2	2	33	16.5
32	FREDETTE, Jimmer	2-2	62	31.0	6-25	.240	3-9	.333	13-15	.867	2	6	8	4.0	1	0	7	5	0	2	28	14.0
34	HARTSOCK, Noah	2-2	52	26.0	9-22	.409	0-1	.000	7-8	.875	6	4	10	5.0	6	0	2	0	3	1	25	12.5
04	EMERY, Jackson	2-2	60	30.0	6-20	.300	2-14	.143	5-6	.833	2	4	6	3.0	4	0	2	4	0	3	19	9.5
23	HAWS, Tyler	2-2	59	29.5	5-17	.294	2-4	.500	5-6	.833	6	3	9	4.5	4	0	3	1	0	2	17	8.5
10	LOYD, JR., Michael	2-0	26	13.0	4-7	.571	1-3	.333	1-3	.333	0	2	2	1.0	2	0	3	3	0	1	10	5.0
01	ABOUO, Charles	2-0	26	13.0	3-6	.500	1-2	.500	2-2	1.000	3	3	6	3.0	3	0	0	1	1	1	9	4.5
00	DAVIES, Brandon	1-0	11	11.0	2-5	.400	0-0	.000	0-0	.000	2	2	4	4.0	1	0	0	3	0	1	4	4.0
54	MILES, Chris	2-2	32	16.0	2-4	.500	0-0	.000	0-0	.000	3	4	7	3.5	5	0	2	2	0	0	4	2.0
15	ANDERSON, James	2-0	2	1.0	1-2	.500	0-0	.000	0-0	.000	0	1	1	0.5	3	0	0	0	0	0	2	1.0
12	MAGNUSSON, Logan	1-0	1	1.0	0-0	.000	0-0	.000	0-0	.000	0	0	0	0.0	0	0	0	1	0	0	0	0.0
02	MORGAN, JR., Lamont	2-0	6	3.0	0-2	.000	0-1	.000	0-0	.000	0	0	0	0.0	1	0	1	0	0	0	0	0.0
Team											8	4	12									
Total.....		2	400		49-131	.374	15-48	.313	38-46	.826	33	48	81	40.5	33	0	25	23	6	13	151	75.5
Opponents.....		2	400		61-124	.492	19-39	.487	20-31	.645	21	54	75	37.5	34	0	39	24	9	14	161	80.5

TEAM STATISTICS	BY	OPP	Date	Opponent	Score	Att.
SCORING	151	161	* 01/06/10	UNLV	W 77-73	15546
Points per game	75.5	80.5	* 02/06/10	at UNLV	L 74-88	18557
Scoring margin	-5.0	-				
FIELD GOALS-ATT	49-131	61-124	* = Conference game			
Field goal pct	.374	.492				
3 POINT FG-ATT	15-48	19-39				
3-point FG pct	.313	.487				
3-pt FG made per game	7.5	9.5				
FREE THROWS-ATT	38-46	20-31				
Free throw pct	.826	.645				
F-Throws made per game	19.0	10.0				
REBOUNDS	81	75				
Rebounds per game	40.5	37.5				
Rebounding margin	+3.0	-				
ASSISTS	25	39				
Assists per game	12.5	19.5				
TURNOVERS	23	24				
Turnovers per game	11.5	12.0				
Turnover margin	+0.5	-				
Assist/turnover ratio	1.1	1.6				
STEALS	13	14				
Steals per game	6.5	7.0				
BLOCKS	6	9				
Blocks per game	3.0	4.5				
ATTENDANCE	15546	18557				
Home games-Avg/Game	1-15546	1-18557				
Neutral site-Avg/Game	-	0-0				

Score by Periods	1st	2nd	Totals
BYU Cougars	67	84	151
Opponents	88	73	161

BYU vs. TCU - March 11, 2010

03/11/10 8:00 pm at Las Vegas, Nev. (Thomas S. Mack Center)
VISITORS: #7 TCU 13-19

#	Player	tot-fg		3-pt		rebounds		pf	tp	a	to	blk	s	min																	
		fg	fga	fg	fga	ft	fta								of	de															
13	RUZGAS, Edvinas	f	4	7	2	3	2	2	0	0	0	4	12	1	2	0	0	28													
21	GERINA, Nikola	f	4	5	0	0	4	5	0	2	2	5	12	0	3	0	0	15													
24	BUTLER, Kevin	f	3	8	0	0	4	6	3	1	4	1	10	2	1	0	1	24													
05	MOSS, Ronnie	g	9	15	2	4	2	2	5	4	22	4	5	0	1	36															
22	MITCHEM, Keion	g	3	4	3	4	0	0	2	2	5	9	3	0	0	0	27														
15	BULJAN, Zvonko	0	6	0	3	5	6	1	7	8	3	5	3	0	0	2	37														
25	HILL, Greg	4	7	3	5	4	4	0	2	2	1	15	3	1	0	2	27														
33	GREEN, Garlon	0	0	0	0	0	0	0	0	0	2	0	0	2	0	0	6														
TEAM																															
Totals.....		27		52		10		19		21		25		4		21		25		85		16		14		0		6		200	

TOTAL FG%	1st Half: 14-28 50.0%	2nd Half: 13-24 54.2%	Game: 51.9%	DEADBALL
3-Pt. FG%	1st Half: 5-7 71.4%	2nd Half: 5-12 41.7%	Game: 52.6%	REBOUNDS
F Throw %	1st Half: 7-8 87.5%	2nd Half: 14-17 82.4%	Game: 84.0%	4.2

HOME TEAM: #2 BYU 29-4

#	Player	tot-fg		3-pt		rebounds		pf	tp	a	to	blk	s	min																	
		fg	fga	fg	fga	ft	fta								of	de															
34	HARTSOCK, Noah	f	3	3	0	0	1	1	3	4	7	4	7	0	1	1	2	29													
54	MILES, Chris	c	0	1	0	0	1	2	1	1	2	1	1	0	0	1	7														
04	EMERY, Jackson	g	5	7	4	5	1	2	1	6	7	2	15	3	2	0	2	39													
23	HAWS, Tyler	g	1	4	0	0	6	6	1	2	2	8	1	0	0	0	15														
32	FREDETTE, Jimmer	g	10	23	2	10	23	24	1	3	4	0	45	6	3	0	0	38													
00	DAVIES, Brandon	1	3	0	0	0	0	0	1	1	4	2	0	0	0	0	18														
01	ABOUJ, Charles	1	1	1	1	0	0	0	1	1	4	3	0	0	0	0	9														
10	LOYD, JR, Michael	2	2	0	0	1	2	0	1	2	0	5	1	1	0	1	18														
45	TAVERNARI, Jonathan	3	10	3	7	0	0	0	2	3	9	1	2	0	0	27															
TEAM																															
Totals.....		26		54		10		23		33		37		8		21		29		85		13		9		1		6		200	

TOTAL FG%	1st Half: 13-28 46.4%	2nd Half: 13-26 50.0%	Game: 48.1%	DEADBALL
3-Pt. FG%	1st Half: 5-10 50.0%	2nd Half: 5-13 38.5%	Game: 43.5%	REBOUNDS
F Throw %	1st Half: 8-11 72.7%	2nd Half: 25-26 96.2%	Game: 89.2%	1

Officials: Scott Thornley, Ronnie Hernandez, K.C. Ely
Technical fouls: #7 TCU-CERINA, Nikola. #2 BYU-None.
Attendance: 12405

Score by Periods	1st	2nd	Total
TCU	40	45	85
BYU	39	56	95

Points in the paint-TC 26, BY 28. Points off turnovers-TC 15, BY 16.
2nd chance points-TC 4, BY 8. Fast break points-TC 9, BY 4.
Bench points-TC 20, BY 19. Score tied-8 times. Lead changed-12 times.
Last FG-TC 2nd-01:00, BY 2nd-01:13.
Largest lead-TC by 3 1st-03:03, BY by 15 2nd-04:33.

BYU'S LAST OUTING — FREDETTE TOPS 40 AGAIN AS BYU ADVANCES IN MWC TOURNEY

LAS VEGAS (Mar. 11, 2010) – In the quarterfinals of the Mountain West Conference Tournament, junior Jimmer Fredette scored 23 of his 45 points from the free throw line as BYU advanced with a 95-85 win over TCU on Thursday. With the win, BYU improves to 29-4, the most wins in a season by any Cougar team, breaking the 1950-51 squad's record of 28 wins. Fredette became the first Cougar ever to score more than 40 points twice in a career after setting the all-time school record with 49 points earlier this season at Arizona. The junior's 45 points against the Horned Frogs is the third-most on the BYU record books and an MWC Tournament record. Fredette finished 23-of-24 from the charity stripe overall, also school and MWC Tournament records, while converting on his last 21 attempts, all in the second half. The point guard also had six assists and four rebounds, playing 38 minutes. The Cougars trailed TCU at halftime, 40-39, after Ronnie Moss scored on a floater right before the halftime buzzer. But Fredette came alive, scoring 30 points in the half. With the Cougars up 67-60 with 10:38 left in the game, the junior scored eight-straight points on four free throws and then back-to-back baskets. Fredette nailed a jumper, then scored on a fast break layup after Jackson Emery stole the ball on an acrobatic leap. Michael Loyd, Jr., converted on a reverse layup and Emery hit another jumpshot to give BYU its biggest lead of the game at 78-65 with 7:22 left. Emery scored 15 points, shooting 4-of-5 from beyond the arc, and added seven rebounds, three assists and two steals. BYU will next play the winner of UNLV and Utah, tipping off at 8:30 pm PST. The game will be televised live on CBS College Sports.

WHAT WAS SAID AFTER THE GAME ...

BYU Head Coach Dave Rose

– "I thought it was a very intense first round tournament game. TCU was really well prepared. They played hard. I was really proud of our players. I thought that we, you know, battled and made enough plays to be able to win the game.
– "I thought defensively it was really hard for us to kind of get them under control. They were playing on attack. It was a good thing we were able to score the ball like we did and get the win, but proud of our guys."
– On UNLV: "Matchups are important in this game. If you look at the top four or five teams in this league, it's really amazing how each team has a team that is, you know, kind of a lot more difficult than the rest of the league as far as matching up against 'em. So, you know, we got a win in Provo, so our guys should be pretty confident we can beat 'em again."

BYU NOTES FROM LAST OUTING

Player Notes

– Jimmer Fredette scored 45 points, shooting 23-of-24 from the free throw line and 10-of-23 from the field, adding 6 assists and 4 rebounds. Fredette scored 30 points in the second half.
– Fredette's 23 free throws is the most makes in a game in BYU history, breaking Mekeli Wesley's record of 16 in 1998 against UTEP. His 24 free throw attempts is also a record, breaking a three-way tie at 20.
– Fredette's 45 points is third-most on the Cougar all-time list and is the most in MWC Tournament history.
– Fredette was 21-of-21 in the second half from the free throw line.
– Tyler Haws has converted 38 free throws in a row, passing Michael Smith for the second-longest streak in BYU history. The freshman forward has been perfect from the line after hitting his last five against Colorado State, going 10-of-10 at Wyoming, 8-of-8 against SDSU, 5-of-5 against New Mexico, 4-of-4 at Utah and 6-of-6 versus TCU.
– Emery has scored in double figures in 10-consecutive games.
– Emery had 2 steals, his 22st multi-steal game.

New Records

– BYU's record of 29-4 is the most wins in a season in BYU history.
– BYU's 33 free-throws made ties for first place in MWC tournament history, tying the game between UNLV's mark in 2002.
– Jimmer Fredette's 45 points is a new MWC tournament record, the third highest total in conference history for points in a single game, and the third-most in BYU history. The previous MWC tournament record was held by Lou Kelly of UNLV in 2002.
– Jimmer Fredette's 23 free throws made is a BYU record, MWC tournament record, and second-highest total in conference history for total makes in a single game. The previous tournament record was held by Ricky Morgan of UNLV in 2005 with 18.
– Jimmer Fredette's 24 free throw attempts is a new MWC tournament record for attempts in a single game. The previous record was held by Ricky Morgan of UNLV in 2005 with 19.
– Jimmer Fredette's 45 points is a new MWC tournament record, the third highest total in conference history for points in a single game, and the third-most in BYU history.
– Jimmer Fredette now holds the top two spots in conference history for most points scored in a game by a junior.

Team Notes

– The Cougars have won 12-straight against TCU, having not lost since Feb. 13, 1997.
– BYU has a 6-2 record as the second seed in the MWC Tournament.
– As a team, BYU shot 33-of-37 (.892) from the charity stripe, both season highs.
– The Cougars' 33 free throws ties an MWC Tournament record.
– BYU owns a 152-61 (.712) record as a ranked team. The Cougars are 24-9 (.719) under Coach Rose when ranked, including 15-3 (.824) this season.

Record Watch

– Jimmer Fredette has scored the fourth-most career points through his first three seasons of any player in BYU history with 1,443 points. Danny Ainge (1,685), Michael Smith (1,554) and Kresimir Cosic (1,512) are the only players with more points through their first three seasons.
– Through 33 games, BYU is 258-of-614 (.420) from the three-point line, just trailing the 2007-08 team which converted a record 285-of-764 (.373) on the season and was 266-of-709 (.375) through 32 games.
– With 9 points vs. TCU, Jonathan Tavernari has 1,502 career points, currently 12th all-time. Tavernari needs 11 points to pass Kresimir Cosic for 11th all-time.
– With 45 points vs. TCU, Jimmer Fredette has 1,443 career points, passing Jay Cheesman for 13th all-time. Fredette is currently 60 points from passing Jonathan Tavernari for 12th all-time and is 69 points from passing Kresimir Cosic for 11th all-time.
– With 2 three-pointers, Fredette passed Mike Rose for third-most makes in BYU history with 164 conversions to Rose's 163.
– With 2 steals vs. TCU, Jackson Emery is 15 steals behind Tavernari for 3rd on the BYU all-time steals list.

MEDIA RELATIONS INFORMATION

Basketball Media Relations Director: Kyle Chilton
Office: (801) 422-4909; Cell: (801) 372-2080
Email: kyle_chilton@byu.edu

Assistant Basketball Media Relations: Jordan Christiansen
Office: (801) 422-8999; Cell: (801) 717-5217
Email: mtrack_sid@byu.edu

Associate AD/Communications: Duff Tittle
Office: (801) 422-8948; Cell: (801) 372-4401
Email: duff_tittle@byu.edu

Athletic Communications Fax: (801) 422-0633
Mailing Address: 30 SFH, Provo, UT 84602-2239
Marriott Center Pressrow Phone: (801) 422-3675

2009-10 BYU QUICK FACTS**BYU - UNIVERSITY INFO**

Location: Provo, Utah 84602
Elevation: 4,553 feet
Enrollment: 29,854 (Daytime)
Founded: October 15, 1875
Owned: The Church of Jesus Christ of Latter-day Saints
Nickname: Cougars
Mascot: Cosmo
Colors: Blue & White
Arena (capacity): Marriott Center (22,700)
Conference: Mountain West
President: Cecil O. Samuelson (Utah, 1966)
Athletic Director: Tom Holmoe (BYU, 1983)
Athletic Website: byucougars.com
Tickets: 422-BYU1 or 1-800-322-BYU1

BYU COACHING STAFF

Head Coach: Dave Rose
Alma Mater (year): Houston (1983)
Record at School (years): 126-38 (5th year)
Career Div. I Record (years): same
Office phone for head coach: Call SID
Best time/day to reach coach: Call SID
Basketball Office Fax: (801) 422-5965
Associate Head Coach (Alma Mater, year)
Dave Rice (UNLV, 1991)
Assistant Coaches (Alma Mater, year)
John Wardenburg (BYU, 1986)
Terry Nashif (BYU, 2005)
Dir. of Basketball Operations: Tim LaComb (Utah, 2006)

BYU TEAM INFO

2008-09 Overall Record: 25-8
Conference Record/Finish: 12-4 (1st Mountain West)
2009 Postseason: NCAA, 0-1, lost vs. Texas A&M, 66-79
2009 Final National Ranking: NR
Starters Returning/Lost: 4/1
Lettermen Returning/Lost: 9*/4
Newcomers: 3
*Includes one letterwinner returning who did not play in games last year

BYU HISTORY

First Year of Basketball: 1903
Overall All-Time Record: 1607-998 (.617)
Winning Seasons: 86 (last 2009)
Conference Championships: 28 (last 2009)
Postseason Appearances (record): 34 (23-35)
Total NCAA Appearances (record): 24 (11-27)
Last NCAA Appearance: 2009
Result: (0-1) Lost, NCAA First Round (Philadelphia)
vs. Texas A&M, 66-79
Total NIT Appearances (Record): 10 (12-8)
Last NIT Appearance: 2006
Result: (0-1) lost at Houston, 77-67
In the Marriott Center: 448-119 (.790)

BYU RECORDS SET IN 2009-10**Team**

- Most wins in a season, 29*
- Most regular season wins in a season, 28
- Second-best free throw percentage in a single season, .784*
- Most steals in a single season, 282*
- Highest winning percentage in a single season, .879*
- Best scoring margin in a single season, 18.5*
- Highest scoring average since 1987-88, 83.5*
- Biggest margin of victory against an NCAA Division I opponent, 57 vs. Eastern Washington, 91-34, 12/19/09*

Jimmer Fredette

- Most points in a single game, 49 at Arizona, 12/28/09
- Third-most points in a single game, 45 vs. TCU, 3/11/10
- Most three-pointers in a single game, 9 at Arizona, 12/28/09
- Most consecutive free throws without a miss, 39
- Most free throw makes (23) and attempts (24) in a single game vs TCU, 3/11/10
- Tied for fifth-most free throw attempts without a miss, 10 vs. Weber State, 11/27/09
- Fifth most points scored in a single season, 663*
- Sixth-most three pointers made in a season, 69*
- Fifth-best free throw percentage in a single season, .890*
- Third-most career threes, 164*

Jackson Emery

- Third-most three-pointers made in a season, 78*
- Most steals in a single season, 87*
- Fourth-most career steals, 144*

Jonathan Tavernari

- Most career threes, 261*
- Third-most career steals, 158*
- Tied for second-most games played, 129*

Tyler Haws

- Tied for fifth-most free throw attempts without a miss, 10 at Wyoming, 2/20/10
- Second-best free throw percentage in a single season, .909*
- Second-most free throws without a miss, 38*
- Sixth most points by a freshman, 365*

Chris Miles

- Fifth-most games played, 128*

MWC RECORDS-CONFERENCE GAMES ONLY**Team**

- Second most points in a single game, 107 at TCU, 3/6/10
- Tied for third-most field goals in an MWC game, 38 at TCU, 3/6/10
- Most points in a season, 1,300
- Highest scoring average in a season, 81.2
- Best scoring margin in a season, 15.4
- Second-most field goals, 444
- Most field goal attempts, 971
- Second-most rebounds in a season, 614
- Tied for fourth-most three-point field goals, 132
- Fifth-best three-point field goal percentage, .414
- Third-most steals in a season, 136

Jimmer Fredette

- Fourth-best three-point field goal percentage in a season, .494
- Fourth-most points in a single season, 315

Tyler Haws

- Second-best free throw percentage, .927
- Freshman record for free throw percentage, .927

Jackson Emery

- Most steals in MWC games, 46

Jonathan Tavernari

- Second-most career threes made in MWC games, 133

MWC RECORDS-ALL GAMES**Team**

- Highest scoring average in a season, 83.5*
- Third most field goals made in a season, 951*
- Best scoring margin in a season, 18.5*
- Second-best three-point field goal percentage in a season, .421*
- Best free throw percentage in a season, .784*
- Tied for most road wins, 10*

Jimmer Fredette

- Most points by a junior in a season, 663*
- Third-most points in a single season, 663*
- Third-best free throw percentage in a season, .890*
- Tied for most points in a single game, 49 at Arizona
- Second-best scoring average in all games, 21.4*

Tyler Haws

- Sixth-most points by a freshman, 373*
- Second-best free throw percentage, .909*
- Freshman record for free throw percentage, .909*

Jackson Emery

- Second most steals in a season, 87*
- Most steals by a junior in a season, 87*

Jonathan Tavernari

- Fourth-most career threes made, 261*

* Postseason statistics may change rankings

MWC TOURNAMENT RECORDS**Team**

- Fifth most points in a game, 5 vs. TCU, 3/11/10
- Most points in a half, 56 vs. TCU (2nd), 3/11/10
- Tied for most free throws made, 33 vs. TCU, 3/11/10
- Fifth-best free throw percentage, .892 vs. TCU, 3/11/10

Jimmer Fredette

- Most points in a game, 45 vs. TCU, 3/11/10
- Most free throws made in a game, 23 vs. TCU, 3/11/10
- Most free throw attempts in a game, 24 vs. TCU, 3/11/10

NATIONAL RANKINGS

AP Top 25 (3/8/10)

1. Kansas (63)
2. Kentucky (2)
3. Syracuse
4. Duke
5. Ohio State
6. Purdue
7. West Virginia
8. New Mexico
9. Kansas State
10. Villanova
11. Michigan State
12. Butler
13. Wisconsin
- 14. BYU**
15. Tennessee
16. Pittsburgh
17. Temple
18. Gonzaga
19. Maryland
20. Vanderbilt
21. Baylor
22. Georgetown
23. Texas A&M
24. Xavier
25. UTEP

Others Receiving Votes:

Northern Iowa 48, Richmond 41, Utah State 12, Virginia Tech 12, Texas 10, Notre Dame 6, Marquette 6, Cornell 3, Louisville 3, California 2, Oklahoma State 1, Siena 1

ESPN/USA Today (3/8/10)

1. Kansas (30)
2. Kentucky
3. Syracuse (1)
4. Duke
5. Purdue
6. West Virginia
7. Ohio State
8. New Mexico
9. Kansas State
10. Villanova
11. Michigan State
12. Butler
13. Tennessee
14. Gonzaga
- 15. BYU**
16. Pittsburgh
17. Temple
18. Wisconsin
19. Maryland
20. Baylor
21. UTEP
22. Georgetown
23. Vanderbilt
24. Texas A&M
25. Northern Iowa

Others Receiving Votes:

Utah State 24, Xavier 24, Cornell 10, Texas 7, Saint Mary's 6, Richmond 5, California 4, UNLV 2, Oklahoma State 2, Virginia Tech 2, Old Dominion 1, Memphis 1

RPI (3/11/10)

1. Kansas
2. Duke
3. Kentucky
4. Syracuse
5. West Virginia
6. New Mexico
7. Kansas State
8. Baylor
9. Villanova
10. Pittsburgh
11. Purdue
12. Texas A&M
13. Georgetown
14. Butler
15. Tennessee
16. Temple
17. Wisconsin
18. Northern Iowa
19. Maryland
20. Xavier
21. California
22. Vanderbilt
- 23. BYU**
24. Michigan State
25. Texas

Highest Ranking

Year	AP	Coaches
1950-51	11	10
1953-54	19	
1955-56	5	
1964-65	9	
1965-66	6	6
1966-67	7	
1970-71	20	
1971-72	6	
1972-73	12	
1979-80	12	
1980-81	15	
1981-82	15	
1987-88	3	2
1992-93	21	
2006-07	21	22
2007-08	20	21
2008-09	25	NR
2009-10	12	10

MOST WINS IN A SEASON

At 29-4 on the season, the 2009-10 BYU men's basketball squad has set the Cougar record for regular season wins and the overall record for wins. The 2007-08 team set the previous regular season record with 25 regular season victories and finished 27-8 after the postseason. The 1950-51 team was 24-7 in the regular season and finished with what was a program record 28 wins to go with nine losses.

NEW RECORD FOR THIEVERY

With a steal at Colorado State, Jackson Emery broke the BYU record for steals in a single season. The record was previously held by Marty Haws, who had 66 steals in 1989-90. Emery now has 87 steals this season after collecting two vs. TCU in the MWC Tournament. He is five from breaking the MWC single-season record.

33-POINT GAMES

Jimmer Fredette's 45 points vs. TCU in the MWC Tournament was his sixth game with 33-plus points this season. He is fifth all-time in BYU history for career 33-point games and his six this season are the most by a BYU junior in a single season and tied for the second-most in any BYU season. Devin Durrant had 11 33-point games as a senior in 1983-84 and Dick Nemelka had six as a senior in 1965-66.

BEST RECORD THROUGH 33 GAMES

At 29-4 overall, BYU men's basketball has the best record in program history through 33 games. The 2007-08 team held the previous best record in program history through 33 games at 27-6. See below for the other best records through 32 games.

Season (Coach)	33 games	34 games	Final/Postseason
2009-10 (Rose)	29-4	??	??
2007-08 (Rose)	27-6	27-7	27-8/NCAA
1950-51 (Watts)	26-7	27-7	28-9/NIT Champs

IN THE RANKINGS

BYU men's basketball entered the top-25 rankings for the first time this season on Jan. 4 at No. 25 in the AP Poll and No. 23 in the ESPN/USA Today Coaches Poll. The Cougars are currently ranked No. 14 in the AP Poll and No. 15 in the ESPN/USA Today Coaches Poll. BYU has been ranked as high as No. 12 in the AP Poll and No. 10 in the ESPN/USA Today Coaches Poll. Rose has led his teams to the rankings in each of the last four seasons to become the first Cougar coach to lead BYU into the rankings in four-straight seasons.

BYU AS A RANKED TEAM

BYU owns a 152-61 record as a ranked team, including 15-3 this season. The Cougars are 86-13 at home, 43-30 on the road and 23-18 at neutral sites when nationally ranked. BYU is 24-9 as a ranked team under Dave Rose.

CONSECUTIVE WEEKS RANKED

BYU entered the rankings on Jan. 4 and has been ranked ever since, a streak of 10-consecutive weeks — the third longest streak in a single season since the 1980-81 and 1971-72 teams that were ranked for 15-straight weeks and the 1979-80 team that was ranked for 14-straight weeks. The Cougars were ranked for 30-consecutive weeks (not including preseason polls) over three seasons from the first week of the 1979-80 season to the first week of the 1981-82 season.

1,000-POINT SCORERS

With nine points vs. TCU in the MWC quarterfinals, Jonathan Tavernari has 1,502 career points and is 12th all-time in scoring at BYU. He is 11 points from passing Kresimir Cosic for 11th all-time. After scoring 45 points vs. TCU in the MWC quarterfinals, Jimmer Fredette has 1,443 career points, good for 13th all-time in program history.

10. Lee Cummond (2005-09)	1,569	13. Jimmer Fredette (2007-present)	1,443
11. Kresimir Cosic (1970-73)	1,512		
12. Jonathan Tavernari (2006-present)	1,502		

DOWNTOWN RECORD WATCH

Jonathan Tavernari is BYU's all-time leader in career threes and attempts. Tavernari also owns the record for threes in a season with 88 in 2007-08. He now has 261 makes and 685 attempts. Jimmer Fredette is third with 164 makes and third with 416 attempts.

Career Leaders - Threes Made

1. Jonathan Tavernari	261
2. Mark Bigelow	213
4. Jimmer Fredette	164

Career Leaders - Threes Attempted

1. Jonathan Tavernari	685
2. Mark Bigelow	559
3. Jimmer Fredette	416

TOP-10 PICK POCKETS

Senior forward Jonathan Tavernari had three steals at TCU to give him 158 for his career. He is third all-time in BYU history. Jackson Emery is fourth with 144 while Jimmer Fredette is 12th with 114.

Career Steal Leaders

1. Danny Ainge	195	4. Jackson Emery	144
2. Marty Haws	182	5. Nathan Call	138
3. Jonathan Tavernari	158		

WHEN JIMMER SCORES 20...

Jimmer Fredette had 45 points vs. TCU in the MWC quarterfinals, his 19th 20-point game this season and 27th of his career. He has reached 33-plus points six times this season. BYU is 23-4 when Fredette scores 20 or more points.

BYU FRESHMAN SCORING LEADERS

With 373 points this season, Tyler Haws is on pace to become one of the highest scoring freshmen in BYU history. He is currently sixth and 22 points from passing Trent Plaisted.

BYU Freshman Scoring Leaders

1. Danny Ainge (1977-78)	632	4. Fred Roberts (1978-79)	399
2. Mark Bigelow (1998-99)	419	5. Trent Plaisted (2005-06)	394
3. Mekeli Wesley (1997-98)	406	6. Tyler Haws (2009-10)	373

WHAT OTHERS HAVE SAID

In 2009-10

Tim Miles, Colorado State

"Fredette is a special player and his numbers are remarkable," Miles said. "We tried multiple defenders, we tried traps and he still finds ways to hurt you."

Jim Christian, TCU

"Jimmer Fredette's one of the top players in the country. Period. He's a guy that's never rattled. He's never out of control. He sees the floor extremely well. He makes shots. But I also think the thing that's not talked about nationally is how good the team is. When you've got that many pieces around you it enables you to have an open floor and to make plays. You've got to make decisions because they have so many good players and they can hurt you in so many ways and that obviously adds to his strength."

Jim Boylen, Utah

"I think he's the best player in the league in a long time. I haven't been in this league that long but he's the best player we've played against this year and we've played a heck of a schedule. He's a terrific player, a terrific competitor. He's a great kid. I think he represents BYU with a lot of class and pride. You should be proud of him. He's a great player."

"I was in the league 13 years and he's going to have a heck of a decision to make. He's really good. Very few guys have the combination of ball skills and shooting ability. What he's improved on are his strength and his ability to finish plays at the rim. He's better this year. He's better at playing through contact."

Steve Fisher, San Diego State

On Jimmer Fredette: "He truly is one of the best. He knows how to create opportunities for himself. He wiggles, he twists, he finds gaps, he can step back and make shots and he can shoot it on you when you are guarding him. He's very, very good."

"Jimmer is the best in the league. He is hard to stop, but I felt like we did a pretty good job against him during certain parts of the game. But he is as good a guard as I have seen in this league, period."

Mike DeCourcy, SportingNews.com

Dave Rose Midseason Coach of the Year: "There is no other choice but BYU's Dave Rose. To have a scare like he did in the summer — diagnosed with pancreatic cancer, but recovering well by all accounts—and to start 16-1? To repeat: no other choice."

Seth Davis, SportsIllustrated.com

"Jimmer Fredette is a superb setup man, and his 49-point explosion at Arizona ranks as the single best individual performance of the season."

Sean Miller, Arizona

"I have to give credit where credit is deserved. I can't say much post-game that I didn't say pre-game about BYU. The fact that they're not ranked gives almost no credibility to the rankings. I look at them and they're definitely a top-25 team, and I believe they will be competing for a high seed in the tournament."

"Jimmer Fredette played a great game. Did we have something to do with that? Yes. We struggled to defend the other team's best perimeter player. Their victory tonight was largely thanks to his play. He reminds me a lot of Mark Price, who played at Georgia Tech and had a long career in the NBA. I'm not an NBA manager, but I would put Fredette against a lot of guards in the country."

Jim Les, Bradley

"Jimmer Fredette is a very special player. He is special in his demeanor on the floor and is special in his skill on the floor so it's not surprising that BYU has been so successful during his tenure here."

In 2008-09

Doug Wojcik, Tulsa

"Fredette is very strong and handles the ball, and is very clever. I told the guys, they may laugh at me because he's not at this level, but he's a poor-man's Deron Williams. He doesn't look very fast, he isn't real sleek. But he knows how to pass it, knows how to play, knows where everybody is."

BY THE NUMBERS

2 The number of 40-plus point games this season for Jimmer Fredette, the first Cougar to accomplish the feat in a single season and a career.

6 The number of 33-point games by Jimmer Fredette this season, tied for the second most by a BYU Cougar in a single season. He had 33 vs. Nevada at the HoopTV Las Vegas Classic, 49 at Arizona, 33 at San Diego State, 36 vs. Utah at home, 36 at Colorado State and 45 vs. TCU in the MWC quarterfinals.

8 The categories in which BYU is ranked in the top 15 nationally (as of March 7), including won-loss percentage (6th), scoring offense (2nd), scoring margin (1st), field goal percentage (10th), three-point field goal percentage (2nd), free throw percentage (1st), assists/turnover ratio (13th) and turnover margin (14th).

8 The number of statistical categories tracked by the Mountain West Conference in which BYU is ranked first, including: scoring offense, scoring margin, free throw percentage, field goal percentage, three-point field goal percentage, steals, defensive rebounds and threes per game.

13 The number of games in which BYU has shot .500 or better as a team. The Cougars had a run of five-consecutive games of shooting .500 or better from Dec. 19 to Jan. 2. BYU hit .566 against Air Force on Feb. 13, its first game shooting over .500 since hosting Colorado State on Jan. 16. BYU hit .517 at Colorado State on Feb. 17 for two-straight games over the .500 mark. Most recently, BYU hit .623 from the field at TCU.

18.5 BYU's scoring margin this season, first in the nation as of March 7.

23-24 Jimmer Fredette's free throw totals vs. TCU in the MWC quarterfinals. The totals are school records and MWC Tournament records.

38 Tyler Haws's current streak of consecutive free throw attempts without a miss, second in school history.

39 Jimmer Fredette's BYU record streak of consecutive free throws without a miss. The streak started with five straight vs. Idaho State on Nov. 17 and ended after hitting four and missing his last attempt at Fresno State. The previous BYU record for consecutive made free throws was 32 by Michael Smith in 1989.

45 Jimmer Fredette's point total in the MWC tournament against TCU, the third-highest point total in a BYU game and an MWC tournament record and the third-highest point total in MWC history in all games.

49 Jimmer Fredette's point total in BYU's 99-69 win at Arizona, a BYU record and a McKale Center record. The total also ties the MWC record for points in a single game. Fredette shot 16-of-23 from the field, 9-of-13 from three (a BYU record for makes) and 8-of-9 from the line while adding seven boards, nine dimes and two steals.

61 The number of points scored by the BYU bench at TCU, the most bench points in a single game this season. Jonathan Tavernari led the way with a season-best 23 points, Charles Abouo scored a career-high 22 while Brandon Davies had nine, Michael Loyd, Jr. scored five and Brock Zylstra had two.

87 The number of steals this season by Jackson Emery, a BYU record. Marty Haws set the previous record of 66 in 1989-90.

96.4 BYU's free throw percentage (27-28) vs. Nevada. The Cougars hit their first nine before a miss by Chris Miles. They hit two more to end the first half and then hit all 16 attempts in the second half. The Cougars lead the MWC in free throw percentage (.777) and have shot .800 or better 10 times this season.

261 The number of career three-pointers for senior Jonathan Tavernari, ranked first all-time in school history. Tavernari set a BYU single season record with 88 threes as a sophomore. He also owns the single-season record for consecutive games with a made three (22) set in 2008-09.

282 The number of steals for BYU this season, a school record for steals in a single season. The Cougars set the previous record of 241 last season in 33 games.

1,443 The number of career points for junior guard Jimmer Fredette. He is the 41st member of the 1,000-point club at BYU and currently 13th all-time at BYU in scoring.

1,502 The number of career points for senior Jonathan Tavernari. He is currently 12th on BYU's all-time scoring list.

BYU'S 2009-10 RECORD WHEN...

At home	15-1
On the road	10-3
On a neutral floor	4-0
On Television	26-4
On The Mtn.	15-2
On VERSUS	0-1
On CBS	0-0
On CSTV/CBS C.	3-0
On The Mtn./CBS C.	0-0
On BYUtv	4-0
On KJZZ/ BYUtv	1-0
On FSN	0-0
On The CW30	0-1
Other	3-0
On Monday	1-0
On Tuesday	5-0
On Wednesday	7-2
On Thursday	2-0
On Friday	3-0
On Saturday	11-1
Coming off a win	24-4
Coming off a loss	4-0
Had two or more days between last game	26-4
Had only one day between last game	1-0
Playing the next day after a game	1-0
BYU scores 100 or more points	3-0
BYU scores between 90-99 points	7-0
BYU scores between 80-89 points	10-1
BYU scores between 70-79 points	7-2
BYU scores between 60-69 points	2-1
BYU scores below 60 points	0-0
Opponent scores 90 or more points	1-0
Opponent scores between 80-89 points	1-2
Opponent scores between 70-79 points	5-2
Opponent scores between 60-69 points	12-0
Opponent scores between 50-59 points	4-0
Opponent scores below 50 points	6-0
BYU leads at half	27-1
Opponent leads at half	2-3
Score tied at half	0-0
BYU leads with 5 minutes left	28-1
Opponent leads with 5 min. left	1-3
Score tied with 5 minutes left	0-0
BYU leads with 1 minute left	29-0
Opponent leads with 1 min. left	0-4
Score tied with 1 minute left	0-0
Game goes into overtime	0-0
BYU shoots 50 % or better	13-0
Opponent shoots 50 % or better	2-2
BYU outshoots opponent	25-0
Opponent outshoots BYU	4-3
Teams shoot equal from the field	0-1
BYU outrebounds opponent	22-0
Opponent outrebounds BYU	6-4
BYU and opponent tie in rebounds	1-0
vs. top-25 ranked opponent	0-2
vs. 2008 regular-season conference champions	2-2
vs. 2008 postseason teams	14-4

LED IN SCORING BY:	09-10	CONF
Jimmer Fredette	17-3	7-2
Tyler Haws	5-0	2-0
Jackson Emery	4-0	1-0
Jonathan Tavernari	3-0	3-0
Michael Loyd, Jr.	1-1	0-1
Noah Hartsock	1-0	1-0
Brandon Davies	1-0	1-0

SCORING IN DOUBLE FIGURES:	09-10	CONF
Jimmer Fredette	22-3	9-2
Tyler Haws	18-1	9-1
Jackson Emery	20-2	9-2
Jonathan Tavernari	16-2	7-2
Noah Hartsock	7-1	3-1
Brandon Davies	6-0	2-0
Chris Miles	2-1	0-0
Michael Loyd, Jr.	3-1	1-1
Charles Abouo	3-0	2-0

# OF PLAYERS IN DOUBLE FIGURES:	09-10	CONF
One Player	0-0	0-0
Two Players	4-1	2-0
Three Players	12-3	6-3
Four Players	12-0	5-0
Five Players	1-0	0-0
Six Players	0-0	0-0

2009-10 AWARD RECIPIENTS

Jimmer Fredette • Jr. • G • 6-2 • 195

- Leads the MWC in scoring (21.4) and three-point percentage (.454), is second in assists (4.7) and free throw percentage (.890), is third in threes per game (2.2) and assist/turnover ratio (1.9) and eighth in field goal percentage (.463).
- Has scored 20-plus points 19 times, 33-plus points six times and double figures in 25 games
- Set BYU record for points (49) and threes (9) at Arizona while hitting 16-of-23 from the field, 9-of-13 from three and 8-of-9 from the free throw line while adding nine assists, seven rebounds and two steals
- Set MWC Tournament records with 45 points (third most in school history), 23 free throws and 24 free throw attempts vs. TCU in the quarterfinals (free throw numbers are also BYU records)
- MVP of the HoopTV Las Vegas Classic after scoring a then career-best 33 points against Nevada (11-of-16 FGs, 2-of-5 threes, 9-of-9 FTs) and 24 points against Nebraska
- Posted 33 points while shooting 11-of-19 from the field, 5-of-8 from three and 6-of-6 from the line at SDSU
- Scored 36 points vs. Utah, a Cougar record for points vs. the Utes; and 36 points at Colorado State
- Made a school record 39-straight free throws
- Named MWC Player of the Week on Nov. 16, Dec. 28, Jan. 4, Feb. 1 and Feb. 22
- Named USBWA Oscar Robertson National Player of the Week on Dec. 28
- A Wooden Award Candidate and Naismith Award Midseason candidate
- An Oscar Robertson Trophy finalist
- Named to the All-MWC First Team
- Named a third-team All-American by Sporting News
- USBWA All-District VIII and District Player of the Year

Jackson Emery • Jr. • 6-3 • 185

- Is first in the MWC in steals (2.7 per game), second in three-point field goal percentage (.431), second in threes per game (2.4), fifth in field goal percentage (.491), sixth in scoring (12.7) and 19th in rebounding (4.5)
- Has multiple steals in 24 games, including a streak of 13 games played
- Hit 4-of-6 threes vs. Southern and Weber State, 5-of-9 vs. Arizona State, 5-of-8 vs. Idaho State, 3-of-5 vs. San Francisco, 5-of-7 vs. Nevada, 4-of-6 vs. Nebraska, 5-of-10 at Air Force, 4-of-6 vs. AFA, 5-of-6 at TCU and 4-of-5 vs. TCU in MWC quarterfinals
- Scored a career-best 25 points vs. Nevada (8-of-12 FGs, 5-of-7 threes, 4-of-4 FTs) and followed with 23 points (6-of-9 FGs, 4-of-6 threes, 7-of-7 FTs) to go with eight rebounds, three assists and three steals vs. Nebraska to earn all-tournament honors at the Las Vegas Classic
- Tied career highs with nine assists at UTEP and six steals vs. Utah
- Had 22 points, five assists and five steals at TCU
- Named to the All-MWC Second Team and the MWC All-Defensive Team and USBWA All-District VIII

Tyler Haws • Fr. • 6-5 • 200

- Averaging 11.3 points (15th MWC, third on team) and 4.3 rebounds (20th MWC, fourth on the team) while shooting .492 from the field and .909 from the free throw line (first in the MWC)
- Has scored in double figures 19 times
- Scored a career-high 24 points on 8-of-12 shooting including 4-of-5 from three and 4-of-4 from the line against Wyoming, had 22 points and 8 boards at Wyoming
- Had a double-double with 17 points and 11 rebounds vs. Arizona State
- Posted a double-double with 20 points and 11 boards at UTEP
- Scored 20 points vs. Nevada (7-of-7 FGs, 6-of-6 FTs)
- Named to the All-MWC Third Team

Jonathan Tavernari • Sr. • 6-6 • 215

- Fourth on the team in scoring (10.5) and second in rebounding (4.6, 16th MWC) and steals (1.3, 7th MWC)
- Is seventh in the MWC in three-point field goal percentage (.393)
- Is first all-time at BYU in threes (261)
- Is third all-time at BYU in steals (158) and 12th in points (1,502)
- Had 17 points vs. UNLV, at New Mexico and at Wyoming
- Scored 19 points in road win at UTEP and a home win vs. Air Force
- Named to the All-MWC Third Team and the Sixth Man of the Year

ROAD SUCCESS

With a 10-3 road record, the 2009-10 Cougars have tied the 1949-50 and 1979-80 teams for the most road wins in school history. The 10 victories also tied this season's New Mexico team for the most road wins in MWC history. BYU was 6-2 on the road in MWC action. Over the last two seasons, BYU is 19-6 overall on the road.

100 VICTORIES AND COUNTING

With BYU's 83-65 win over Hawai'i, Dave Rose earned his 100th career victory in his 134th game as BYU's head coach. He reached the 100-win plateau faster than any coach in BYU history. Roger Reid previously held the record, achieving the mark in 143 games. Below is a list of the BYU head coaches who won at least 100 games, their career record, how many games it took them to reach the milestone and who they defeated for victory number 100.

Coach	Years	Career Record	No. Games to 100 wins	100th Win
G. Ott Romney	1928-35	139-71 (.662)	148	2/25/33 vs. Utah State, 48-36
Floyd Millett	1941-49	104-77 (.575)	174	2/12/48 at Utah State, 67-54
Stan Watts	1949-72	371-254 (.594)	144	1/29/54 at Washington, 89-79
Frank Arnold	1975-83	137-94 (.593)	165	2/21/81 vs. New Mexico, 78-72
Ladell Andersen	1983-89	114-71 (.616)	155	3/17/88 vs. UNC-Charlotte, 98-92*
Roger Reid	1989-96	152-77 (.664)	143	2/17/94 at Air Force, 94-82
Steve Cleveland	1997-2005	138-108 (.561)	174	2/3/03 vs. Air Force, 65-33
Dave Rose	2005-present	126-38 (.768)	134	11/20/09 at Hawai'i, 83-65

*1988 NCAA Tournament (Atlanta)

STATISTICAL LEADERS

Scoring	ppg
Jimmer Fredette	21.4
Jackson Emery	12.7
Tyler Haws	11.3
Jonathan Tavernari	10.5
Noah Hartsock	6.5
Brandon Davies	5.6
Chris Miles	4.8

Rebounding	rpg
Noah Hartsock	5.1
Jonathan Tavernari	4.6
Jackson Emery	4.5
Tyler Haws	4.3
Chris Miles	3.5

Assists	apg
Jimmer Fredette	4.7
Jackson Emery	2.8
Tyler Haws	1.5
Jonathan Tavernari	1.5
Noah Hartsock	1.2

Steals	spg
Jackson Emery	2.7
Jonathan Tavernari	1.3
Jimmer Fredette	1.2

BYU MARGIN OF VICTORY/DEFEAT 2009-10

Margin	Wins	Losses
1 point	1	1
2 points	1	1
3 points	1	1
4 points	1	1
5 points	1	1
6 points	2	1
7 points	1	1
8 points	1	1
9 points	1	1
10 points	2	1
11 points	1	1
12 points	1	1
13 points	1	1
14 points	1	1
15 points	1	1
16-19 points	4 (18, 17, 16, 18)	1
20-24 points	5 (22, 20, 22, 22, 20)	1
25-29 points	1 (26)	1
30-plus points	8 (30, 34, 56, 57, 46, 44, 43, 30)	1

BYU STREAKS ...	09-10	OVERALL
Current won/loss streak	3 wins	same
At home	1 loss	same
On the road	4 wins	same
On a neutral floor	4 wins	same
At home vs. Nonconference	8 wins	9 wins
At home vs. MWVC	1 loss	same
On the road vs. Nonconference	3 wins	same
On the road vs. MWC	4 wins	same
On a neutral floor vs. Nonconference	3 wins	same
On a neutral floor vs. MWVC	1 win	same
at regular-season tournament	2 wins	5 wins
at MWVC Tournament	1 win	same
at NCAA Tournament	-	8 losses
at NIT	-	2 losses
Games With a Three-Point Make	33	435

INDIVIDUAL SUPERLATIVES	09-10	08-09	CAREER
DOUBLE-FIGURE SCORING			
Jonathan Tavernari	18	26	76
Jimmer Fredette	25	29	65
Jackson Emery	22	9	33
Tyler Haws	19	9	19
Chris Miles	1	9	13
Noah Hartsock	1	2	10
Lamont Morgan, Jr.	4	4	4
Brandon Davies	1	1	1
Charles Abouo	1	2	5
Michael Loyd, Jr.	4	1	5
James Anderson-	2	2	5

DOUBLE-FIGURE REBOUNDING	09-10	08-09	CAREER
Jonathan Tavernari	8	11	11
Tyler Haws	1	1	1
Noah Hartsock	1	1	1
Brandon Davies	1	1	1
Chris Miles	1	1	1

20+ POINTS	09-10	08-09	CAREER
Jimmer Fredette	19	8	27
Jonathan Tavernari	4	10	16
Jackson Emery	4	1	4
Tyler Haws	4	1	4
Chris Miles	1	1	1
Brandon Davies	1	1	1
Charles Abouo	1	1	1

DOUBLE-DOUBLES	09-10	08-09	CAREER
Jonathan Tavernari	1	7	10
Jimmer Fredette	1	1	1
Tyler Haws	1	1	1
Noah Hartsock	1	1	1
Brandon Davies	1	1	1

DUNKS	09-10	08-09	CAREER
Chris Miles	2	9	13
Jackson Emery	1	7	10
Jonathan Tavernari	1	9	12
Jimmer Fredette-	1	4	4
James Anderson	1	2	6
Charles Abouo	1	2	6
Brandon Davies	1	1	3
Noah Hartsock	1	1	3
Michael Loyd, Jr.	1	1	4
Tyler Haws	1	1	1
Brock Zylstra	1	1	1
BYU	33	41	41
Opponents	44	25	25

3-POINTERS MADE	09-10	08-09	CAREER
Jonathan Tavernari	59	85	261
Jimmer Fredette	69	52	164
Jackson Emery	78	40	131
Michael Loyd, Jr.	15	N/A	23
Lamont Morgan, Jr.	9	14	23
Tyler Haws	25	10	25
Charles Abouo	10	9	19
Logan Magnusson	2	1	2
Noah Hartsock	1	1	1
BYU	268	238	238
Opponents	191	191	191

LATE FREE THROWS	5:00-2:00	2:00-0:00	OT
Jimmer Fredette	22-23 (.956)	18-21 (.857)	-
Brandon Davies	5-9 (.556)	1-2 (.500)	-
Jackson Emery	8-9 (.889)	7-11 (.636)	-
Charles Abouo	11-12 (.917)	4-8 (.500)	-
James Anderson	7-11 (.636)	12 (.500)	-
Tyler Haws	8-8 (1.000)	16-18 (.889)	-
Jonathan Tavernari	1-2 (.500)	5-6 (.833)	-
Michael Loyd, Jr.	5-9 (.556)	2-2 (1.000)	-
Lamont Morgan, Jr.	2-2 (1.000)	1-2 (.500)	-
Logan Magnusson	-	3-5 (.600)	-
Noah Hartsock	3-4 (.750)	1-2 (.500)	-
Brock Zylstra	-	1-2 (.500)	-
Chris Miles	-	3-4 (.750)	-
Team	72-89 (.809)	63-85 (.741)	-

FREE THROW STREAKS

BYU leads the nation in free throw shooting at .784. The Cougars have had 13 individual streaks of 10 attempts without a miss or more this season, including a BYU record 39 from Jimmer Fredette and 38 from Tyler Haws, the second best in program history and still current.

Season-best Free Throw Streaks

Fredette	39	11/17/09-12/12/09	Haws	13	1/9/10-1/23/10
Haws	38	2/13/10-present	Fredette	13	11/13/09-11/17/09
Fredette	23	1/30/10-2/6/10	Fredette	12	3/3/10-3/6/10
Fredette	21	3/11/10-present	Hartsock	12	2/2/10-present
Haws	20	12/5/09-1/2/10	Tavernari	11	11/27/09-1/6/10
Fredette	20	12/19/09-12/23/09	Fredette	11	2/17/10-2/20/10
Emery	14	12/19/09-1/6/10			

MWC PLAYER OF THE WEEK HONORS

COLORADO SPRINGS, Colo. - BYU junior Jimmer Fredette has been named the Mountain West Conference Men's Basketball Player of the Week for games through February 21. This is the fifth weekly accolade of the season for Fredette. Fredette led the Cougars to a 2-0 record last week with wins over Colorado State and Wyoming. In the 92-70 victory over the Rams, Fredette led all players with 36 points and five rebounds in 36 minutes of action. He shot 12-of-22 (.545) from the field, including 6-of-10 (.600) from 3-point range, and 6-of-7 (.857) from the free throw line, while adding six assists. Fredette followed that performance by tying for team-high honors with 22 points in the 85-63 win over the Cowboys. He shot 7-of-14 (.500) from the field, including 3-of-6 (.500) from beyond the arc, and 5-of-5 (1.000) from the charity stripe, while adding four assists. For the week, Fredette averaged 29.0 points, 5.0 assists and 3.0 rebounds, while going 19-of-36 (.528) from the field, 9-of-16 (.563) from 3-point land and 11-of-12 (.917) from the free throw line.

Player of the Week Honors

- Nov. 16 Jimmer Fredette, 25 points, 5 rebounds, 4 assists vs. Bradley (W, 70-60)
- Dec. 28 Jimmer Fredette, 28.5 ppg, 5.0 apg, 2.0 rpg, .679 FG %, .944 FT % vs. Nevada (W, 110-104) and vs. Nebraska (W, 88-66)
- Jan. 4 Jimmer Fredette, 49 points on 16-of-23 FG, 9-of-13 threes, 9 assists, 7 rebounds, 2 steals at Arizona (W, 99-69)
- Jan. 11 Jonathan Tavernari, 18.0 ppg, 7.5 rpg, 2.5 apg, .524 FG %, .500 3-pt FG %, .875 FT % vs. UNLV (W, 77-73) and at UTEP (W, 83-77)
- Feb. 1 Jimmer Fredette, 31.5 ppg, 4.5 apg, 1.0 spg, .727 3-pt FG %, .895 FT % at New Mexico (L, 72-76) and vs. Utah (W, 82-69)
- Feb. 22 Jimmer Fredette, 29.0 ppg, 5.0 apg, 3.0 rpg, .528 FG %, .563 3-pt FG %, .917 FT % at Colorado State (W, 92-70) and at Wyoming (W, 85-63)

MULTIPLE NCAA TOURNAMENTS, LAST FIVE DECADES

BYU is one of 20 schools to have appeared in multiple NCAA Tournaments during each of the past five decades.

Team	60s	70s	80s	90s	00s	Team	60s	70s	80s	90s	00s
Arizona State	4	2	2	2	2	Princeton	7	2	4	6	2
BYU	2	3	5	5	6	Providence	3	5	2	3	2
Creighton	2	3	2	2	6	Temple	2	3	5	10	4
DePaul	2	3	9	2	2	Texas Tech	2	2	2	2	4
Duke	4	2	7	9	10	UCLA	7	10	5	10	8
Kansas	3	4	6	10	10	Utah	3	3	3	7	6
Kentucky	6	7	9	8	9	UTEP	4	2	6	2	2
Louisville	4	6	8	7	7	Villanova	3	4	8	6	2
Marquette	3	9	3	4	6	Weber State	2	6	2	2	2
North Carolina	3	6	10	10	8	Western Kentucky	4	4	4	3	5

BYU STARTING LINEUPS

Opponent	(1)	(2)	(3)	(4)	(5)
BRADLEY	Fredette	Emery	Abouo	Tavernari	Miles
IDAHO STATE	Fredette	Emery	Abouo	Tavernari	Miles
at Hawai'i	Fredette	Emery	Haws	Tavernari	Miles
SOUTHERN	Fredette	Emery	Haws	Tavernari	Miles
WEBER STATE	Fredette	Emery	Haws	Tavernari	Miles
at Utah State	Fredette	Emery	Haws	Tavernari	Miles
vs. San Francisco	Fredette	Emery	Haws	Hartsock	Miles
ARIZONA STATE	Fredette	Emery	Haws	Hartsock	Miles
Fresno State	Fredette	Emery	Haws	Hartsock	Miles
WAGNER	Fredette	Emery	Haws	Hartsock	Miles
EASTERN WASHINGTON	Fredette	Emery	Haws	Hartsock	Miles
vs. Nevada	Fredette	Emery	Haws	Hartsock	Miles
vs. Nebraska	Fredette	Emery	Haws	Hartsock	Miles
at Arizona	Fredette	Emery	Haws	Hartsock	Miles
EASTERN NEW MEXICO	Morgan, Jr.	Haws	Tavernari	Hartsock	Miles
UNLV	Fredette	Emery	Haws	Hartsock	Miles
at UTEP	Loyd, Jr.	Emery	Haws	Hartsock	Miles
at Air Force	Morgan, Jr.	Emery	Haws	Hartsock	Miles
COLORADO STATE	Fredette	Emery	Haws	Hartsock	Miles
WYOMING	Fredette	Emery	Haws	Hartsock	Miles
at San Diego State	Fredette	Emery	Haws	Hartsock	Miles
at New Mexico	Fredette	Emery	Haws	Hartsock	Miles
UTAH	Fredette	Emery	Haws	Hartsock	Miles
TCU	Fredette	Emery	Haws	Hartsock	Miles
at UNLV	Fredette	Emery	Haws	Hartsock	Miles
AIR FORCE	Fredette	Emery	Haws	Hartsock	Miles
at Colorado State	Fredette	Emery	Haws	Hartsock	Miles
at Wyoming	Fredette	Emery	Haws	Hartsock	Miles
SAN DIEGO STATE	Fredette	Emery	Haws	Hartsock	Miles
NEW MEXICO	Fredette	Emery	Haws	Hartsock	Miles
at Utah	Fredette	Emery	Haws	Hartsock	Miles
at TCU	Fredette	Emery	Haws	Hartsock	Miles
vs. TCU	Fredette	Emery	Haws	Hartsock	Miles
vs. UNLV	Fredette	Emery	Haws	Hartsock	Miles

WON-LOSS RECORDS/STARTING LINEUPS

Record	(1)	(2)	(3)	(4)	(5)
1-0	Loyd, Jr.	Emery	Haws	Hartsock	Miles
1-0	Morgan, Jr.	Haws	Tavernari	Hartsock	Miles
1-0	Morgan, Jr.	Emery	Haws	Hartsock	Miles
2-0	Fredette	Emery	Abouo	Tavernari	Miles
3-1	Fredette	Emery	Haws	Tavernari	Miles
21-3	Fredette	Emery	Haws	Hartsock	Miles

COUGAR ROSTER BREAKDOWN**STARTERS RETURNING (4)**

Name	Pos.	Cl.	2008-09 Stats
Jackson Emery	G	Jr.	(7.8 ppg, 3.8 rpg, 3.0 apg)
Jimmer Fredette	G	Jr.	(16.2 ppg, 3.0 rpg, 4.1 apg)
Chris Miles	C	Sr.	(7.1 ppg, 4.0 rpg, 1.3 apg)
Jonathan Tavernari	F	Sr.	(15.7 ppg, 7.2 rpg, 1.8 apg)

STARTERS LOST (1)

Lee Cummar	G/F	Sr.	(16.8 ppg, 6.2 rpg, 3.4 apg)
------------	-----	-----	------------------------------

OTHER LETTERWINNERS RETURNING (5)

Charles Abouo	G	So.	(2.9 ppg, 1.9 rpg, 0.4 apg)
James Anderson	C	So.	(2.5 ppg, 1.6 rpg, 0.6 bpg)
Noah Hartsock	F	So.	(2.4 ppg, 2.3 rpg, 0.6 bpg)
Michael Loyd, Jr.*	G	So.	(2.0 ppg, 0.9 rpg, 1.2 apg)
Lamont Morgan, Jr. G	Sr.	(3.6 ppg, 1.4 rpg, 1.8 apg)	

* Did not play last year due to redshirt; stats from 2007-08

OTHER LETTERWINNERS LOST (3)

Gavin MacGregor	C	Sr.	(2.6 ppg, 2.3 rpg)
Matt Pinegar	G	Fr.	(0.2 ppg, 0.2 rpg)
Archie Rose	G/F	Sr.	(2.4 ppg, 1.4 rpg)

OTHER REDSHIRTS RETURNING (1)

Name	Pos.	Ht.	Wt.	Cl.
Brock Zylstra*	G/F	6-6	205	Fr.

*Redshirted in 2006-07 prior to serving a Church mission

NEWCOMERS (3)

Brandon Davies	F	6-9	230	Fr.
Tyler Haws	G	6-5	200	Fr.
Logan Magnusson	F	6-6	210	Jr.

BY POSITION**POINT GUARD**

Jimmer Fredette	6-2	Jr.
Michael Loyd, Jr.	6-1	So.
Lamont Morgan, Jr.	5-10	Sr.

WING

Charles Abouo	6-5	So.
Jackson Emery	6-3	Jr.
Jimmer Fredette	6-2	Jr.
Tyler Haws	6-5	Fr.
Michael Loyd, Jr.	6-2	So.
Logan Magnusson	6-6	Jr.
Jonathan Tavernari	6-6	Sr.
Brock Zylstra	6-6	Fr.

POST

James Anderson	6-11	So.
Brandon Davies	6-9	Fr.
Noah Hartsock	6-8	So.
Chris Miles	6-11	Sr.
Jonathan Tavernari	6-6	Sr.

BY CLASS**SENIORS (3)**

Chris Miles	6-11	F/C
Lamont Morgan, Jr.	5-10	G
Jonathan Tavernari	6-6	G/F

JUNIORS (3)

Jackson Emery	6-3	G
Jimmer Fredette	6-2	G
Logan Magnusson	6-6	F

SOPHOMORES (4)

Charles Abouo	6-5	G/F
James Anderson	6-11	C
Michael Loyd, Jr.	6-2	G
Noah Hartsock	6-8	F

FRESHMEN (3)

Brandon Davies	6-9	F
Tyler Haws	6-5	G
Brock Zylstra	6-6	G/F

ROSE NAMED WINNER OF USBWA MOST COURAGEOUS AWARD

The U.S. Basketball Writers Association named both men's and women's winners of the Most Courageous Award for the first time this season, with the men's honor going to Brigham Young coach Dave Rose and the women's to Farmingdale State point guard Tiffara Steward. Rose nearly lost his life last June to pancreatic cancer – a form of cancer that few beat – but was back on the recruiting circuit the following month and is back coaching a BYU team that had won all but one of its games through mid-January. The 4-foot-6 Steward is believed to be the smallest player in college-basketball history. She was born three months premature, weighing just 2 1/2 pounds and measuring eight inches, and she underwent three surgeries by the time she was 3 years old. She has been a starter and team captain the past two seasons at Farmingdale State, a Division III school on Long Island, N.Y., though she is blind in her right eye, has over a 50-percent hearing loss, has one leg that is shorter than the other and battles severe scoliosis.

After becoming severely ill while on a flight to Las Vegas for a family reunion, according to a story by Andy Katz on espn.com, Rose was diagnosed with a pancreatic neuroendocrine tumor, one of the deadliest forms of cancer. When the plane landed, Rose was removed from by emergency medical personnel. Rose was vomiting blood by the time he reached a Spring Valley area hospital. The tumor and lower part of his pancreas were removed during emergency surgery. Rose met with his team a few days after being released from his six-day stay in the hospital, much skinnier and his hair turned gray. His players fasted for one day, praying for their coach. By July 22, Rose was even allowed to recruit in Las Vegas. Rose was declared cancer-free last September, making him of the few to beat the deadly disease. He must continue to receive scans every six months for the next two years and, if he clears those, every year after that. "I'm honored to be chosen," Rose said. "I feel extremely fortunate to overcome the situation I had this past summer. I'm so grateful to the staff at Spring Valley Hospital in Las Vegas and the Huntsman Medical Center in Salt Lake City for their care." "There's so much uncertainty when cancer strikes. But, I had great family support and our players and coaches were unbelievable throughout this entire ordeal. This group of players will always be special to me." Through mid-January, Rose's Cougars were 16-1 and had risen to No. 19 in the AP poll.

FREDETTE, EMERY AND HAWS EARN VEGAS CLASSIC HONORS

LAS VEGAS (Dec. 23, 2009) – After leading the Cougars to the 2009 HoopTV Las Vegas Classic championship, BYU's Jimmer Fredette was named tournament MVP while Jackson Emery and Tyler Haws were named to the all-tournament team. The guard trio led the Cougars' high-octane attack at the Orleans Arena as BYU defeated Nevada 110-104 and Nebraska 88-66. The combined for 132 points – 66.0 per game – and to shoot .705 (43-61) from the field, .545 (12-22) from three and .971 (34-35) from the free throw line. Fredette posted averages of 28.5 points and 5.0 assists while shooting .679 (19-28) from the field and .944 (17-18) from the free throw line. Against Nevada he scored a career-high 33 points – including a 22-point second half – while dishing out six assists. He went for 24 points and four dimes against Nebraska in the championship game. Emery accounted for 24.0 points, 5.0 rebounds, 3.0 assists and 3.0 steals while shooting .667 (14-21) from the field, .692 (9-13) from three and 1.000 (11-11) from the free throw line. Emery set a career high with 25 points in the Nevada win and added 23 points against Nebraska. Haws added 13.5 points and 3.5 rebounds per game in the Vegas Classic. He shot .833 (10-12) from the field and 1.000 (6-6) from the free throw line. He was perfect shooting the ball against Nebraska, hitting 7-of-7 from the field and 6-of-6 from the free throw line for a career-best 20 points.

ROSE SIGNS NEW CONTRACT

PROVO, Utah (Nov. 13, 2009) – BYU Director of Athletics Tom Holmoe announced today that head men's basketball coach Dave Rose has signed a new five-year contract that will take him through the 2013-14 season. The current deal replaces the contract Rose signed in 2007. "I'm grateful to the university administration as well as Tom Holmoe and the athletic department for the opportunity they have provided for me and my family," Rose said. "BYU is a wonderful place to coach and I look forward to continued success. I have a great staff and players who are committed to this program." Since being named head coach on April 11, 2005, Rose has led the Cougars to at least 20 wins and a trip to the postseason in each of his four seasons. In the past three seasons Rose has guided the Cougars to three-consecutive Mountain West Conference regular season titles, three-straight trips to the NCAA Tournament and 25-plus wins each year. At 97-34 and a .740 winning percentage, Rose is off to the best four-year start of any coach in BYU basketball history. His win total places him tied for 12th all-time for best career starts in NCAA history behind the likes of Roy Williams, Jim Boeheim, Mark Few and Jamie Dixon. In MWC play Rose has set a new standard with a career record of 51-13 (.797) that places him third all-time in conference victories and first in winning percentage. Rose was named MWC Coach of the Year in 2006 and 2007 to become the first coach in BYU history to earn the annual league honor in back-to-back seasons.

ROSE ANNOUNCES 2010-11 RECRUITING CLASS

PROVO, Utah (Nov. 12, 2009) – BYU men's basketball coach Dave Rose has announced the commitment of four players who will join the Cougars for the 2010-11 season. Kyle Collinsworth of Provo High School and Anson Winder of Bishop Gorman in Las Vegas have signed national letters of intent while Chris Collinsworth and Nick Martineau will return to BYU after completing two-year missions for The Church of Jesus Christ of Latter-day Saints. Kyle Collinsworth, is a 6-foot-6 guard and a gifted ball handler and passer, will join the three-time defending Mountain West conference champions for the 2010-11 season. Last season, Collinsworth led Provo to a 24-1 record while averaging 18.4 points, 7.0 assists and 5.4 rebounds per game as a junior. After leading the Bulldogs to a second-place finish in the state tournament he was named the 4A MVP by the Deseret News and Salt Lake Tribune. Collinsworth also earned 4A tournament MVP honors and All-Valley honors from the Daily Herald. Collinsworth helped lead Provo to state titles his freshman and sophomore seasons. Winder, a 6-foot-3 combo guard, follows senior Jonathan Tavernari as the second player to join BYU from Bishop Gorman. Under the direction of Rice, Winder helped lead Bishop Gorman to a 28-5 record, the 4A Nevada state title, the Sunset Regional title and the Sunset Southwest League title his junior season. He posted averaged of 13.8 points, 8.2 rebounds and 3.0 assists and earned all-Southwest Sunset League honors and Bishop Gorman's 2009 Sportsmanship Award. At the High Energy Classic in Gillette, Wyo., Winder earned all-tournament honors. Winder plays for the Triple Double Elite AAU team. Nevada, Portland, UC Riverside and Idaho also recruited Winder. This past summer he posted games with 40 and 36 points.

2009-10 COUGAR GAME LEADERS

POINTS

Name	# of Times	High	Game
Jimmer Fredette	20	49	at Arizona
Tyler Haws	5	24	Wyoming
Jackson Emery	4	21	at Air Force
Michael Loyd, Jr.	2	19	New Mexico
Jonathan Tavernari	3	23	at TCU
Noah Hartsock	1	17	UNLV
Brandon Davies	1	21	at Utah

REBOUNDS

Name	# of Times	High	Game
Noah Hartsock	11	12	at Colorado State
Tyler Haws	8	11	ASU, at UTEP
Jonathan Tavernari	5	9	UNLV
Jackson Emery	7	8	Nebraska
Brandon Davies	3	11	at Air Force
Charles Abouo	2	8	ENM, CSU
Chris Miles	2	11	TCU
Jimmer Fredette	2	7	at UNLV

ASSISTS

Name	# of Times	High	Game
Jimmer Fredette	23	10	Southern
Jackson Emery	8	9	at UTEP
Lamont Morgan, Jr.	2	7	Eastern New Mexico
Tyler Haws	3	6	Idaho State
Jonathan Tavernari	1	3	UNLV
Chris Miles	1	3	Wyoming
Noah Hartsock	1	3	New Mexico
Michael Loyd, Jr.	1	3	at Utah

2009-10 OPPONENT GAME LEADERS

POINTS

Name	School	Total
Tre'Von Willis	UNLV	33

REBOUNDS

Name	School	Total
Darlington Hobson	New Mexico	14
Chace Stanback	UNLV	14

ASSISTS

Name	School	Total
Oscar Bellfield	UNLV	9

BLOCKS

Name	School	Total
Derrick Jasper	UNLV	4
David Foster	Utah	4

STEALS

Name	School	Total
Paul George	Fresno State	6

SELLOUT IN THE MARRIOTT CENTER

The attendance for BYU's 82-69 win over Utah was 22,644, the first sellout in the Marriott Center since March 7, 2009 when the Cougars defeated Air Force 54-49 to earn a share of the 2008-09 regular season conference title. Cougar fans matched the crowd from the Utah game when 22,644 packed the Marriott Center for the New Mexico game. BYU was close to sellouts against Colorado State (20,155) and San Diego State (20,124).

INTERNATIONAL PLAYERS AT BYU

- Including sophomore Charles Abouo and senior Jonathan Tavernari, 28 international players have played basketball at BYU.
- The Cougars have had an international player on their varsity roster in 38 of the past 58 years.
- Foreign players at BYU have received 10 all-conference citations, two conference player of the year awards (Timo Saarelainen - 1985, Rafael Araujo - 2004), one conference freshman of the year award (Jonathan Tavernari - 2007) and eight All-America citations (Kresimir Cosic - 1972 and 1973, Rafael Araujo - 2004).
- According to a book about basketball in Finland by Mikko Simon, BYU has the distinction of being the first NCAA Division I school to have an overseas player on its roster when Timo Lampen, a native of Lahti, Finland, took the court for the Cougars in 1960-61.
- BYU also boasts the first foreign All-American in Kresimir Cosic, whose BYU jersey was retired on March 4, 2006. The Zadar, Yugoslavia, native played on the Cougar varsity team from 1971-73 and earned six All-America citations and three first-team All-Western Athletic Conference awards. He is the only BYU player to be inducted into the Basketball Hall of Fame. Cosic passed away in 1995.
- During the 2005 NCAA Men's Basketball Tournament, CBS Television analyst Billy Packer singled out Cosic during a discussion of the quality of international players now playing college basketball. Said Packer, "Kresimir Cosic, who played for BYU, was really the first great international player to play basketball in the United States."

NATIONAL TEAM EXPERIENCE

Senior Jonathan Tavernari (Brazil) and Charles Abouo (Cote d'Ivoire) gained valuable experience during the summer of 2009 playing for their respective country's national team. Tavernari helped Brazil win the 2009 FIBA Americas Championship to claim a spot in the 2010 World Championships. Abouo and Cote d'Ivoire booked their tickets to the World Championships by taking second at the FIBA Afrobasket Tournament.

FIRST HALF LEADS, MARGIN OF VICTORY

BYU has led at the half in all but five games this season and has held double-digit halftime leads in 18 games. The Cougars held their biggest halftime lead of 41 against Eastern Washington (55-14). BYU has won by at least 10 points in 24 of the team's 28 wins, 20-plus 14 times and 30-plus eight times.

2009-10 SCORING BY HALF (BYU-OPPONENT)

	FIRST HALF (Margin)	FIELD GOAL %	SECOND HALF (Margin)	FIELD GOAL %	FINAL (Margin)	FIELD GOAL %
BRADLEY	32-25 (+7)	37.5-27.3	38-35 (+3)	43.5-42.9	70-60 (+10)	40.0-36.0
IDAHO STATE	43-24 (+19)	43.3-26.7	44-29 (+15)	50.0-34.6	87-53 (+34)	46.9-30.4
at Hawai'i	41-31 (+10)	54.5-50.0	42-34 (+8)	57.1-31.0	83-65 (+18)	55.7-39.6
SOUTHERN	57-22 (+35)	53.7-38.5	50-29 (+21)	54.1-32.3	107-51 (+56)	53.8-35.1
WEBER STATE	38-34 (+4)	37.9-41.9	49-36 (+13)	63.6-37.9	87-70 (+17)	49.0-40.0
at Utah State	35-32 (+3)	46.4-38.7	26-39 (-13)	30.8-47.6	61-71 (-10)	38.9-42.3
vs. San Francisco	35-24 (+11)	53.8-43.5	34-19 (+15)	47.8-26.1	69-43 (+26)	51.0-34.8
ARIZONA STATE	39-23 (+16)	43.3-40.0	42-45 (-3)	44.4-48.1	81-68 (+13)	43.9-44.7
Fresno State	35-29 (+6)	43.8-38.5	37-38 (-1)	46.4-46.7	72-67 (+5)	45.0-42.9
WAGNER	41-23 (+18)	53.6-26.5	36-38 (-2)	41.9-36.1	77-61 (+16)	47.5-31.4
EASTERN WASHINGTON	55-14 (+41)	68.8-24.0	36-20 (+16)	57.1-30.4	91-34 (+57)	64.2-27.1
vs. Nevada	46-50 (-4)	58.6-63.3	64-54 (+10)	63.3-58.8	110-104 (+6)	63.3-58.8
vs. Nebraska	49-35 (+14)	66.7-34.5	39-31 (+8)	56.0-52.2	88-66 (+22)	61.2-42.3
at Arizona	51-36 (+15)	59.4-43.3	48-33 (+15)	54.5-50.0	99-69 (+30)	56.8-46.4
EASTERN NEW MEXICO	57-27 (+30)	73.3-35.5	38-22 (+16)	46.4-26.5	95-49 (+46)	60.3-30.8
UNLV	33-32 (+1)	26.8-41.2	44-41 (+3)	51.9-51.7	77-73 (+4)	36.8-46.0
at UTEP	37-34 (+3)	48.1-30.0	46-43 (+3)	54.9-36.2	83-77 (+6)	54.9-36.2
at Air Force	36-31 (+5)	56.0-44.4	31-18 (+13)	39.1-22.2	67-49 (+18)	47.9-33.3
COLORADO STATE	38-22 (+16)	53.8-37.5	53-25 (+28)	62.5-25.9	91-47 (+44)	58.6-31.4
WYOMING	41-33 (+8)	46.4-41.4	40-33 (+7)	43.8-52.2	81-66 (+15)	45.0-46.2
at San Diego State	35-34 (+1)	43.3-44.1	36-35 (+1)	46.7-36.4	71-69 (+2)	45.0-40.3
at New Mexico	32-36 (-4)	31.3-31.4	40-40 (0)	45.2-46.4	72-76 (-4)	38.1-38.1
UTAH	44-30 (+14)	50.0-41.4	38-39 (-1)	40.6-43.8	82-69 (+13)	45.5-42.6
TCU	35-21 (+14)	39.4-35.7	41-35 (+6)	37.9-34.4	76-56 (+20)	38.7-35.0
at UNLV	34-56 (-22)	33.3-64.5	40-32 (+8)	41.7-40.0	88-74 (+14)	38.1-52.5
AIR FORCE	53-20 (+33)	66.7-33.3	38-28 (+10)	43.5-42.9	91-48 (+43)	56.8-37.8
at Colorado State	38-28 (+10)	44.8-30.4	54-42 (+12)	58.1-47.1	92-70 (+22)	51.7-40.4
at Wyoming	40-28 (+12)	41.0-40.7	45-35 (+10)	48.1-40.7	85-63 (+22)	43.9-40.7
SAN DIEGO STATE	36-28 (+8)	41.4-35.5	46-40 (+6)	46.9-50.0	82-68 (+14)	44.3-42.9
NEW MEXICO	35-43 (-8)	43.8-54.3	46-40 (+6)	46.2-44.8	81-83 (-2)	46.2-50.0
at Utah	36-24 (+12)	35.5-28.6	35-27 (+8)	38.5-25.8	71-51 (+20)	36.8-26.9
at TCU	57-43 (+14)	59.3-55.6	50-34 (+16)	72.0-40.0	107-77 (+30)	62.3-49.1
vs. TCU	39-40 (-1)	46.4-50.0	56-45 (+11)	50.0-54.2	95-85 (+10)	48.1-51.9
vs. UNLV						
SEASON TOTALS (avg. margin)	1353-1012 (+10.3)	48.1-40.2	1402-1134 (+8.1)	49.6-40.5	2755-2146(+18.5)	48.8-40.3

**BYU BASKETBALL ON KSL NEWSRADIO
(102.7 FM and 1160 AM)**

The "Voice of the Cougars" is KSL Newsradio's Greg Wrubell, in his 14th season as the play-by-play broadcaster for BYU Basketball. Joining Wrubell on the broadcasts is former Cougar letterman Mark Durrant, in his 13th year as game analyst. In addition to live coverage of every Cougar game, the following programs can be heard each week on KSL Newsradio:



COACH ROSE ON KSL NEWSRADIO ...

- Coach's Corner with Dave Rose
Mondays at 8:45 a.m. (beginning Dec. 7)
- The Dave Rose Show
Mondays from 7-8 p.m. (beginning Nov. 30)

OTHER WAYS TO LISTEN

Fans in the Marriott Center can listen to home game broadcasts by tuning their portable/headset radios to KSL's delay-free and static-free in-arena translator at 1100 AM.

NETWORK AFFILIATES

- KMGR 95.9 FM - Manti, UT
- KUNF 1210 AM - St. George, UT
- KTHK 105.5 FM - Blackfoot, Idaho Falls, Pocatello, ID

THE DAVE ROSE SHOW ON KSL-TV

BYU coach Dave Rose's weekly television show airs on Sunday evenings beginning Dec. 6 at 11 p.m. on KSL-TV, channel 5 in Salt Lake City and will be rebroadcast on The Mtn. (check weekly listings for scheduled air times).

FREDETTE A NAISMITH TROPHY CANDIDATE

ATLANTA (Feb. 24, 2010) - Three months into the college basketball season, several programs are vying for supremacy as the top team in the nation. The same can be said for the 30 student-athletes looking to win the Naismith Trophy presented by AT&T after the midseason team was announced today by the Atlanta Tipoff Club. The Big East conference has seven players on the list, followed by the Atlantic Coast Conference (ACC) with six. Two schools, Kansas and Kentucky, are represented by two players apiece. BYU's Jimmer Fredette is the only player from the Mountain West Conference on the midseason team. Fredette is also a John R. Wooden Award Candidate and a finalist for the Oscar Robertson Trophy. The MWC Preseason Player of the Year has also been named the MWC Player of the Week five times this season and was the USBWA Oscar Robertson National Player of the Week on Jan. 4. The top 30 midseason men's list was compiled by the Atlanta Tipoff Club's Board of Selectors, comprised of leading basketball journalists from around the country. The board based its criteria on player performances this season. The Naismith Trophy presented by AT&T is the most prestigious national basketball award and is given annually to the men's college basketball player of the year. This year, the award will be presented at the NCAA Men's Final Four in Indianapolis.

FREDETTE NAMED AN OSCAR ROBERTSON TROPHY FINALIST

ST. LOUIS (USBWA) - The U.S. Basketball Writers Association has announced finalists for the 2010 Oscar Robertson Trophy, to be presented to the association's national player of the year. BYU's Jimmer Fredette is among the 16 finalists to be selected by the USBWA. Fredette is also a Wooden Award Candidate and has been named the USBWA National Player of the Week, the MWC Player of the Week (three times), the MVP of the HoopTV Las Vegas Classic and the Fiesta Bowl Classic MVP this season. A trio of returning finalists - Kansas' Sherron Collins, Notre Dame's Luke Harangody and Ohio State's Evan Turner - are among the 16 players selected to appear on the ballot. The nation's top two ranked teams are well represented. Joining Collins from the top-ranked Jayhawks is teammate Cole Aldrich. Also, among the finalists is a pair of freshman teammates from No. 2 Kentucky, DeMarcus Cousins and John Wall. The presentation of this year's award will take place on Friday, April 2 at the USBWA's annual awards breakfast at the Columbia Club in Indianapolis in conjunction with the NCAA Men's Final Four. The breakfast will also honor the winner of the Henry Iba Award, the association's coach of the year. The Oscar Robertson Trophy is voted on by the entire membership of the association, which consists of nearly 900 journalists. The ballot will be distributed to the membership on Mon., March 1. The Oscar Robertson Trophy is awarded to the USBWA's Player of the Year. It is the nation's oldest award and the only one named after a former player. The legendary Oscar Robertson was the USBWA's first player of the year in 1959. The USBWA renamed its player of the year award the Oscar Robertson Trophy in 1998. The U.S. Basketball Writers Association was formed in 1956 at the urging of then-NCAA Executive Director Walter Byers. Today, it is one of the most influential organizations in college basketball.

IMPROVED DEPTH

BYU's bench has scored at least 21 points 22 times and in double figures in 32 games this season. Last season the BYU bench scored 20-plus points just eight times all season. The bench exploded for a season-best 61 points at TCU, led by Jonathan Tavernari's season-high 23 points and Charles Abouo's career-high 22 points.

2009-10 OFFENSIVE TRENDS (BYU-OPPONENT)

	PTS/PAINT	(Margin)	PTS OFF T.O.	(Margin)	2ND CHANCE PTS	(Margin)	FASTBREAK PTS	(Margin)	BENCH PTS	(Margin)	BIG RUN	BIG LEAD
BRADLEY	16-16	(0)	19-12	(+7)	15-11	(+4)	0-2	(-2)	21-24	(-3)	8-0/8-0	13/2
IDAHO STATE	36-16	(+20)	25-4	(+21)	19-12	(+7)	10-0	(+10)	30-12	(+18)	15-0/6-0	35/3
at Hawai'i	40-28	(+12)	32-8	(+24)	13-10	(+3)	2-0	(+2)	23-21	(+2)	13-0/5-0	22/2
SOUTHERN	48-22	(+26)	40-7	(+33)	25-10	(+15)	12-2	(+10)	46-11	(+35)	14-0/5-0	56/2
WEBER STATE	24-26	(-2)	16-18	(-2)	14-7	(+7)	8-8	(0)	25-20	(+5)	13-0/8-0	18/3
at Utah State	16-26	(-10)	5-4	(+1)	5-13	(-8)	0-0	(0)	11-13	(-2)	9-0/8-0	8/15
vs. San Francisco	33-22	(+11)	20-7	(+13)	9-5	(+4)	21-2	(+19)	23-15	(+8)	10-0/6-0	32/1
ARIZONA STATE	24-26	(-2)	8-4	(+4)	16-2	(+14)	6-8	(-2)	18-19	(-1)	7-0/9-0	20/3
Fresno State	22-38	(-16)	22-22	(0)	14-9	(+5)	19-6	(+13)	18-12	(+6)	7-0/10-0	17/5
WAGNER	36-28	(+8)	11-12	(-1)	12-18	(-6)	12-2	(+10)	32-34	(-2)	14-0/5-0	22/0
EASTERN WASHINGTON	46-18	(+28)	20-4	(+16)	19-0	(+19)	8-4	(+4)	34-9	(+25)	33-0/5-0	58/2
vs. Nevada	42-48	(-6)	21-14	(+7)	12-18	(-6)	0-0	(0)	15-14	(+1)	6-0/6-0	10/4
vs. Nebraska	30-24	(+6)	18-16	(+2)	8-3	(+5)	8-0	(+8)	26-43	(-17)	13-0/9-0	32/0
at Arizona	28-34	(-6)	27-17	(+10)	6-11	(-5)	8-2	(+6)	12-10	(+2)	15-0/10-0	33/2
EASTERN NEW MEXICO	44-20	(+24)	14-14	(0)	16-11	(+5)	10-2	(+8)	41-22	(+19)	14-0/4-0	49/0
UNLV	30-34	(+4)	16-14	(+2)	15-12	(+3)	4-12	(-8)	28-26	(+2)	7-0/6-0	5/8
at UTEP	26-24	(+2)	21-24	(-3)	2-10	(-8)	4-5	(-1)	40-23	(+17)	8-0/7-0	13/7
at Air Force	26-14	(+12)	12-9	(+3)	6-7	(-1)	4-2	(+2)	25-30	(-5)	13-0/6-0	27/2
COLORADO STATE	32-18	(+14)	30-10	(+20)	11-6	(+5)	14-0	(+14)	43-19	(+24)	12-0/5-0	46/1
WYOMING	28-22	(+6)	15-11	(+4)	10-8	(+2)	4-6	(-2)	18-25	(-7)	12-0/5-0	18/0
at San Diego State	18-40	(-22)	8-14	(-6)	11-14	(-3)	4-9	(-5)	9-20	(-11)	15-0/9-0	12/5
at New Mexico	28-32	(-4)	13-13	(0)	14-16	(-2)	15-8	(+7)	19-19	(0)	6-0/6-0	3/9
UTAH	38-24	(+14)	16-10	(+6)	8-10	(-2)	12-0	(+12)	16-18	(-2)	6-0/6-0	18/0
TCU	18-24	(-6)	11-6	(+5)	12-4	(+8)	4-4	(0)	21-30	(-9)	10-0/5-0	20/0
at UNLV	22-28	(-6)	11-17	(-6)	10-12	(-2)	4-6	(-2)	30-25	(+5)	7-0/13-0	0/29
AIR FORCE	24-12	(+12)	30-11	(+19)	14-6	(+8)	4-0	(+4)	37-22	(+15)	13-0/7-0	46/1
at Colorado State	28-28	(0)	11-11	(0)	15-7	(+8)	4-6	(-2)	16-17	(-1)	7-0/6-0	24/1
at Wyoming	26-24	(+2)	12-5	(+7)	19-7	(+12)	2-0	(+2)	24-14	(+10)	11-0/5-0	22/0
SAN DIEGO STATE	34-38	(-4)	23-9	(+14)	7-10	(-3)	20-4	(+16)	23-13	(+10)	11-0/7-0	18/2
NEW MEXICO	40-36	(+4)	16-5	(+11)	17-16	(+1)	10-4	(+6)	34-14	(+20)	7-0/7-0	5/10
at Utah	28-16	(+12)	15-7	(+8)	8-12	(-4)	6-5	(+1)	44-29	(+15)	14-0/7-0	29/0
at TCU	34-28	(+6)	32-17	(+15)	10-14	(-4)	4-4	(0)	61-36	(+25)	11-0/11-0	32/14
vs. TCU	28-26	(+2)	16-15	(+1)	8-4	(+4)	4-9	(-5)	19-20	(-1)	8-0/8-0	15/3
vs. UNLV												
SEASON TOTALS	993/860	(+133)	606-371	(+235)	400-315	(+85)	247-122	(+125)	882-675	(+207)		
TIMES LED (BYU/OPP/TIE)	19/12/2		24/5/4		20/13/0		19/9/5		20/12/1			
RECORD (W/L/T)	18-1/9-3/2-0		22-2/4-1/3-1		19-1/10-3/0-0		17-2/8-1/4-1		18-2/11-1/0-1			



2009-10 MWC STANDINGS (AS OF 3/11/10)

	MWC	Overall	Streak
New Mexico (8/8)	14-2	29-3	W15
BYU (14/15)	13-3	29-4	W3
UNLV (-/rv)	11-5	24-7	W5
San Diego State	11-5	23-8	W3
Colorado State	7-9	16-15	L1
Utah	7-9	14-17	L3
TCU	5-11	13-19	L3
Wyoming	3-13	10-21	L2
Air Force	1-15	10-21	L1

2009-10 MWC PLAYERS OF THE WEEK

Nov. 16	Jimmer Fredette, Jr., G, BYU
Nov. 23	Darlington Hobson, Jr. G/F, New Mexico
Nov. 30	Grant Parker, Sr., F, Air Force
Dec. 7	Roman Martinez, Sr., F, New Mexico
Dec. 14	Roman Martinez, Sr., F, New Mexico
	Kawhi Leonard, Fr., F, San Diego State
Dec. 21	Edvinas Ruzgas, Sr., G, TCU
Dec. 28	Jimmer Fredette, Jr., G, BYU
Jan. 4	Jimmer Fredette, Jr., G, BYU
Jan. 11	Jonathan Tavernari, Sr., G/F, BYU
	Andy Ogide, Jr., F, CSU
Jan. 18	A.J. Hardeman, So., F, New Mexico
Jan. 25	TreVon Willis, Jr., G, UNLV
Feb. 1	Jimmer Fredette, Jr., G, BYU
Feb. 8	TreVon Willis, Jr., G, UNLV
	Darlington Hobson, Jr. G/F, New Mexico
Feb. 15	Kawhi Leonard, Fr., F, San Diego State
Feb. 22	Jimmer Fredette, Jr., G, BYU
March 1	Dairese Gary, Jr., G, New Mexico
March 8	Kawhi Leonard, Fr., F, San Diego State

2009-10 All-MWC AWARDS

All-MWC First Team

Jimmer Fredette, Jr., G, 6-2, 195, BYU
 Dairese Gary, Jr., G, 6-1, 205, New Mexico
 Darlington Hobson, Jr., G/F, 6-7, 205, New Mexico
 Kawhi Leonard, Fr., F, 6-6, 210, San Diego State
 TreVon Willis, Jr., G, 6-4, 195, UNLV

All-MWC Second Team

Jackson Emery, Jr., G, 6-3, 185, BYU
 Andy Ogide, Jr., F, 6-9, 245, Colorado State
 Roman Martinez, Sr., F, 6-6, 185, New Mexico
 Malcolm Thomas, Jr., F, 6-9, 220, San Diego State
 Ronnie Moss, So., G, 6-2, 195, TCU

All-MWC Third Team

Tyler Haws, Fr., G, 6-5, 200, BYU
 Jonathan Tavernari, Sr., F, 6-6, 215, BYU
 Chace Stanback, So., G/F, 6-8, 210, UNLV
 Carlton Brown, Jr., G, 6-5, 205, Utah
 Desmar Jackson, Fr., G, 6-5, 190, Wyoming

MWC All-Defensive Team

Jackson Emery, Jr., G, 6-3, 185, BYU
 Dairese Gary, Jr., G, 6-1, 205, New Mexico
 Chace Stanback, So., G/F, 6-8, 210, UNLV
 TreVon Willis, Jr., G, 6-4, 195, UNLV
 David Foster, So., C, 7-3, 255, Utah

Player of the Year

Darlington Hobson, New Mexico

Sixth Man of the Year

Jonathan Tavernari, BYU

Defensive Player of the Year

David Foster, Utah

Freshman of the Year

Kawhi Leonard, San Diego State

Newcomer of the Year

Darlington Hobson, New Mexico

Coach of the Year

Steve Alford, New Mexico

IN THE 10 YEARS OF THE MWC ...

- BYU has had nine 20-win seasons, leading all MWC schools. UNLV has had seven, Utah six, San Diego State six, New Mexico four and Air Force and Wyoming three.
- BYU has had the league's top RPI three times, been second three times and third on four occasions. The Cougars were third in 2008-09 (37) behind Utah (14) and San Diego State (31).
- BYU has the most overall wins (243).
- BYU also has the most conference wins (112).
- BYU is tied for the most MWC regular-season titles (five).
- BYU is one of six MWC teams to win the MWC Tournament title.

MWC ANNOUNCES TOURNAMENT BRACKET

COLORADO SPRINGS, Colo. - Regular-season champion New Mexico enters the 2010 Conoco Mountain West Conference Men's Basketball Championship as the No. 1 seed for the first time in the league's 11-year history. BYU finished second in the standings and earned the No. 2 seed, while UNLV won the tiebreaker with San Diego State to capture the No. 3 seed. The MWC Championship will be held in Las Vegas at the Thomas & Mack Center, March 10-13. First-round action takes place Wednesday, March 10 at 2 p.m. PT, with quarterfinals on Thursday, March 11, semifinals on Friday, March 12 and the championship game on Saturday, March 13 at 4 p.m. PT. All eight games of the MWC Championship will be broadcast in high-definition. The Lobos (28-3, 14-2) will face the winner of Wednesday's first-round game between No. 8 seed Wyoming (10-20, 3-13) and No. 9 seed Air Force (9-20, 1-15) on Thursday at 12 noon (PT) in a broadcast on The Mtn. - MountainWest Sports Network. Wyoming leads the all-time series vs. Air Force, 71-28, with a split in the season series, and is 3-0 vs. the Falcons in MWC Tournament. The Cowboys are 7-10 all time in the MWC Tournament, while the Falcons are 1-10. New Mexico, which holds a 5-9 record in MWC Tournament contests, swept Wyoming and Air Force this season. No. 4 seed San Diego State (22-8, 11-5) battles No. 5 seed Colorado State (16 14, 7-9) in the 2:30 p.m. PT quarterfinal game Thursday, which will be simulcast on The Mtn. and CBS College Sports Network. The Aztecs and Rams have split their two previous MWC Tournament meetings, both in quarterfinal action. San Diego State is 10-8 in the MWC Tournament, while Colorado State is 7-9. The Aztecs narrowed the Rams' lead in the series to 35-30 after sweeping both meetings this season. BYU (28-4, 13-3) takes on No. 7 seed TCU (13-18, 5-11) in the 6 p.m. PT quarterfinal game Thursday, which will be broadcast on The Mtn. The Cougars, 12-9 all-time in the MWC Tournament, lead the series 15-3 after sweeping the Horned Frogs this season. TCU is 1-4 overall in tournament play, including a loss to BYU in their only meeting. No. 3 seed UNLV (23-7, 11-5) faces No. 6 seed Utah (14-16, 7-9) in the 8:30 p.m. PT quarterfinal game Thursday, which will be simulcast on The Mtn. and CBS College Sports Network.

TEAM

MWC STATS (THRU 3/11/10)	ALL	CONF
Scoring Offense	1st	1st
Scoring Defense	4th	5th
Scoring Margin	1st	1st
FT Percentage	1st	1st
FG Percentage	1st	3rd
FG Percentage Defense	2nd	2nd
3FG Percentage	1st	1st
3FG Percentage Defense	2nd	3rd
Rebounding Offense	2nd	2nd
Rebounding Defense	4th	8th
Rebounding Margin	3rd	3rd
Blocked Shots	4th	3rd
Assists	2nd	2nd
Steals	1st	1st
Turnover Margin	2nd	1st
Assist/Turnover Ratio	2nd	2nd
Offensive Rebounds	4th	3rd
Defensive Rebounds	1st	1st
Defensive Reb Pct	2nd	2nd
Offensive Reb Pct	4th	4th
3FG Made	1st	1st

NCAA STATS (THRU 3/7/10)

	RANK	ACTUAL
Won-Lost Percentage	6	87.5
Scoring Offense	2	83.1
Scoring Defense	76	64.4
Scoring Margin	1	18.7
Field-Goal Percentage	10	48.8
Field-Goal Pct Defense	39	40.0
3-Point Field Goals/Game	32	8.1
3-Point Field-Goal Pct	2	42.0
Three Pt FG Defense	80	32.1
Free-Throw Percentage	1	77.9
Rebound Margin	26	5.3
Assists Per Game	18	16.2
Assist Turnover Ratio	13	1.4
Blocked Shots Per Game	122	3.8
Steals Per Game	22	8.6
Turnovers Per Game	37	11.6
Turnover Margin	14	4.1
Personal Fouls Per Game	61	16.9

INDIVIDUAL

MWC (THRU 3/11/10)
Scoring
Rebounding
FG Percentage
Assists
FT Percentage
Steals
3FG Percentage
3FG Made/Game
Blocked Shots
Assist/TO Ratio
Offensive Rebounds
Defensive Rebounds
Minutes Played

MWC TEAM HIGHS

Margin	1st
Field Goals Made	2nd
Field Goal Attempts	2nd
Field Goal %	1st
3-Pt Field Goals Made	2nd
Free Throw Pct	1st

MWC PLAYER HIGHS

Points	1st
Field Goals Made	1st
Field Goal Attempts	1st

3-Pt Field Goals Made

Free Throws Made	1st
Free Throw Attempts	1st
Free Throw %	1st

Steals

NCAA (THRU 3/7/10)

Points Per Game	1st
Field Goal Percentage	1st
3-Point Field Goals/Game	1st
Free-Throw Pct	1st
Assists Per Game	1st
Blocked Shots Per Game	1st
Steals Per Game	1st
Assist Turnover Ratio	1st

TOP BYU PLAYER - ALL

Jimmer Fredette - 1st
Noah Hartsock - 13th
Jackson Emery - 5th
Jimmer Fredette - 2nd
Tyler Haws - 1st
Jackson Emery - 1st
Jimmer Fredette - 1st
Jackson Emery - 2nd
Noah Hartsock - 3rd
Jimmer Fredette - 3rd
N/A
Jonathan Tavernari - 6th
N/A

BYU RANK

1st
2nd
2nd
2nd
1st
2nd
1st
2nd
1st
2nd
1st

BYU PLAYER - RANK

Jimmer Fredette - 1st
Jimmer Fredette - 2nd
Jimmer Fredette - 1st
Jimmer Fredette - T1st
Jimmer Fredette - T1st
Jimmer Fredette - T1st
Jimmer Fredette - 1st
Jimmer Fredette - 1st
Jimmer Fredette - T1st
Tyler Haws - T1st
Jackson Emery - 1st
Jackson Emery - T2nd

BYU PLAYER - RANK

Jimmer Fredette - 22
Jimmer Fredette - 132
Jimmer Fredette - 87
Jackson Emery - 121
Tyler Haws - 6
Jimmer Fredette - 19
Jimmer Fredette - 66
Noah Hartsock - 137
Jackson Emery - 5
Jimmer Fredette - 125

TOP BYU PLAYER - CONF.

Jimmer Fredette - 2nd
Noah Hartsock - 13th
Jackson Emery - 7th
Jimmer Fredette - T6th
Tyler Haws - 1st
Jackson Emery - 1st
Jimmer Fredette - 1st
Jimmer Fredette - 2nd
Noah Hartsock - 2nd
Jimmer Fredette - 5th
N/A
Jonathan Tavernari - 8th
N/A

ACTUAL

57 vs. Eastern Washington
56 vs. Southern
42 vs. Southern
78 vs. Southern
.642 (34-53) vs. Eastern Washington
.633 (38-60) vs. Nevada
14 at Arizona
1,000 (12-12) vs. San Francisco
1,000 (8-8) at San Diego State
50 vs. Eastern New Mexico
27 vs. Southern

ACTUAL

49 at Arizona
45 vs. TCU, MWC
16 at Arizona
23 at Arizona
23 vs. Utah
23 vs. TCU, MWC
9 at Arizona
23 vs. TCU, MWC
24 vs. TCU, MWC
1,000 vs. Weber State
1,000 at Wyoming
6 vs. Utah
5 vs. Southern, SDSU,
New Mexico, at TCU

2009-10 NUMERICAL ROSTER

NO.	NAME	POS.	HT.	WT.	YR.	EXP.	HOMETOWN (PREVIOUS SCHOOL)
0	Brandon Davies	F	6-9	230	Fr.	HS	Provo, Utah (Provo HS)
1	Charles Abouo	G/F	6-5	210	So.	1L	Abidjan, Cote d'Ivoire (Brewster Academy)
2	Lamont Morgan, Jr.	G	5-10	170	Sr.	1L	Pomona, Calif. (Saddleback CC)
4	Jackson Emery	G	6-3	185	Jr.	2L	Alpine, Utah (Lone Peak HS)
10	Michael Loyd, Jr.	G	6-1	170	So.	1L	Las Vegas, Nev. (Palo Verde HS)
12	Logan Magnusson	F	6-6	210	Jr.	TR	Heber City, Utah (Salt Lake CC)
13	Brock Zylstra	G/F	6-6	205	Fr.	RS	La Verne, Calif. (Bonita HS)
15	James Anderson	F/C	6-10	230	So.	1L	Page, Ariz. (Page HS)
23	Tyler Haws	G	6-5	200	Fr.	HS	Alpine, Utah (Lone Peak HS)
32	Jimmer Fredette	G	6-2	195	Jr.	2L	Glens Falls, N.Y. (Glens Falls HS)
34	Noah Hartsock	F	6-8	215	So.	1L	Bartlesville, Okla. (Bartlesville HS)
45	Jonathan Tavernari	F	6-6	215	Sr.	3L	Sao Bernardo, Brazil (Bishop Gorman HS)
54	Chris Miles	F/C	6-11	235	Sr.	3L	Provo, Utah (Timpview HS)

Head Coach: Dave Rose, 5th year (Houston, 1983)
 Associate Head Coach: Dave Rice (UNLV, 1991)
 Assistant Coaches: John Wardenburg (BYU, 1986); Terry Nashif (BYU, 2005)
 Director of Basketball Operations: Tim LaComb (Utah, 2006)
 Team Trainer: Robert Ramos (BYU, 1995)

PRONUNCIATION GUIDE

CHARLES ABOUO
 a-BOO-oh

JIMMER FREDETTE
 Frah-debt

LOGAN MAGNUSSON
 MAHG-nuh-sun

JONATHAN TAVERNARI
 tah-ver-NAHR-ee

BROCK ZYLSTRA
 ZIL-strah

TERRY NASHIF
 NASH-if

ROBERT RAMOS
 RAY-mus

2009-10 SEASON / CAREER HIGHS				
#	PLAYER	POINTS	REBOUNDS	ASSISTS
0	DAVIES, Brandon Career:	21 at Utah same	10 at Air Force same	2 at TCU same
1	ABOUO, Charles Career:	22 at TCU same	8 vs. Eastern New Mexico, vs. CSU same	3 five times, last at TCU same
2	MORGAN, JR., Lamont Career:	6 vs. Eastern New Mexico, vs. TCU 12 vs. Western Oregon, vs. SDSU (08-09)	4 vs. Eastern New Mexico 5 vs. TCU (08-09)	7 vs. Southern, vs. ENM same
4	EMERY, Jackson Career:	25 vs. Nevada same	8 vs. Nebraska same	9 at UTEP 9 vs. Pepperdine (08-09), at UTEP (09-10)
10	LOYD, JR., Michael Career:	19 vs. New Mexico same	6 at Utah same	4 vs. Wagner, vs. Eastern Washington same
12	MAGNUSSON, Logan Career:	6 vs. Eastern New Mexico same	5 vs. Southern same	1, seven times, last at Wyo same
13	ZYLSTRA, Brock Career:	5 vs. Eastern New Mexico same	5 vs. Eastern New Mexico same	1 vs. Eastern New Mexico same
15	ANDERSON, James Career:	7 vs. Wagner 16 vs. CSU (08-09)	5 vs. Wagner 7 vs. Boise State, vs. CSU (08-09)	1 vs. ENM, vs. TCU 2 vs. Boise State (08-09)
23	HAWS, Tyler Career:	24 vs. Wyoming same	11 vs. Arizona State, at UTEP same	6 vs. Idaho State same
32	FREDETTE, Jimmer Career:	49 at Arizona same	7 at Utah State, at Arizona, at UNLV 8 at Wyoming (08-09)	10 vs. Southern 10 at Utah (08-09), vs. Southern (09-10)
34	HARTSOCK, Noah Career:	17 vs. UNLV same	12 at Colorado State same	6 vs. Eastern New Mexico same
45	TAVERNARI, Jonathan Career:	23 at TCU 29 vs. No. 6 Louisville (07-08)	9 vs. UNLV 13 vs. UNLV (08-09)	4 vs. Arizona State 6 at Weber State (08-09)
54	MILES, Chris Career:	14 vs. Southern 24 vs. Cal Poly (08-09)	11 vs. TCU same	3 at Fresno State, vs. Wyoming, vs. Utah 4, twice, last vs. Portland (08-09)



Since becoming head coach of the BYU men's basketball program on April 11, 2005, Dave Rose has guided the Cougars to an impressive array of on-the-court awards and accolades while his unassuming approach to service and the community has been recognized at the top of his profession.

Cougar fans have had plenty to "Rise and Shout" about with Rose at the helm. He has produced a four-year resume that is nearly unmatched. His 97 victories place him tied for 12th for best career starts by wins in NCAA history, behind the likes of Mark Few, Jamie Dixon, Roy Williams and Jim Boeheim. Rose has returned BYU to the

national stage with three-straight appearances in the top-25 polls and three-straight NCAA Tournament berths. Under his tutelage, Rose's teams have not only broken into the top-25 rankings but also achieved the MWC's first-ever two-time outright league championships while adding a third in 2009 (shared with Utah and New Mexico). Rose is the only BYU men's basketball coach to win conference coach-of-the-year honors in back-to-back seasons. He has also received district coach of the year accolades and honorable mention for national coach of the year. Another evidence of Rose's commitment to excellence is that his basketball program ranks in the top 10 percent nationally in multi-year NCAA Academic Progress Rate scores. As a result, the NCAA has honored BYU with Public Recognition awards in each of the past three seasons for their high academic achievement.

Rose first came to BYU as an assistant in 1997 to help newly hired head coach Steve Cleveland rebuild the Cougar program. Rose served eight seasons with Cleveland, including the last five as associate head coach, before being promoted to BYU's head job. Rose played a vital role in rebuilding BYU's program from an inherited 1-25 team into a regular NCAA Tournament participant and 20-game winner. BYU has qualified for postseason play in nine of the past 10 seasons, including six NCAA bids, while claiming five MWC titles. A strong evaluator of talent with a vast network of coaching connections across the country, Rose has a proven record as a top recruiter. He has been recognized as one of college basketball's top-25 recruiters as BYU has had multiple top-20 recruiting classes with Rose overseeing or coordinating its efforts. Ten recruits have earned conference newcomer honors or a major league award in their first season as a Cougar in the 12 years Rose has been in Provo.

- Jonathan Tavernari (2006-07 MWC Freshman of the Year)
- Trent Plaisted (2005-06 MWC Freshman of the Year, 2nd-team All-MWC)
- Mike Hall (2003-04 MWC Defensive Player of the Year, 3rd-team All-MWC)
- Rafael Araujo (2002-03 Newcomer of the Year, MWC media poll, 3rd-team All-MWC)
- Jared Jensen (2001-02 MWC Co-Freshman of the Year)
- Trent Whiting (2000-01 MWC Newcomer Team, 2nd-team All-MWC)
- Terrell Lyday (1999-2000 MWC Newcomer of the Year, All-Tournament Team)
- Mark Bigelow (1998-99 WAC Freshman of the Year, Newcomer Team, 2nd-team All-WAC)
- Mekeli Wesley (1997-98 WAC Newcomer Team)
- Ron Selleaze (1997-98 WAC Newcomer of the Year, Newcomer Team, 2nd-team All-WAC)

With 26 years of coaching experience—including 14 seasons as a head coach at the Division I, junior college and high school levels—Rose has a proven record of constant success. Prior to coming to BYU as an assistant in 1997, Rose compiled a 167-57 record at Dixie State College (St. George, Utah). Before being promoted to the head coaching position at Dixie, Rose served as a Rebel assistant coach under Ken Wagner for three seasons. Rose coached multiple sports at Millard and Pine View high schools in Utah before joining the staff at Dixie.

Rose excelled in both baseball and basketball as a two-sport athlete at Dixie State College in St. George, Utah, before serving a full-time mission for The Church of Jesus Christ of Latter-day Saints in Manchester, England, from 1977-79. Upon returning home, he transferred to the University of Houston where he completed his degree and was a shooting guard and co-captain of the famous "Phi Slamma Jamma" team featuring Hakeem Olajuwon and Clyde Drexler. In 1983 his Houston team was ranked No. 1 nationally and finished as the national runner-up.

A native of Houston, Texas, Rose and his wife Cheryl have three children and two grandchildren. Currently the Honorary Chairman of the Children with Cancer Christmas

Foundation, Rose works with his wife, Cheryl, and the team to annually serve and comfort local families who endure the challenges of raising a child who has cancer. Dave and Cheryl are also actively involved in a variety of other service and community initiatives. In 2008, Rose was honored by the National Association of Basketball Coaches with its Game Pillar Award for Service, one of only four Pillar Awards (Education, Leadership, Service and Advocacy) that the Association annually bestows on the most deserving among its vast membership. In 2008, Rose also became the 63rd recipient of the Dale Rex Memorial Award given annually to the person who has done the most for amateur athletics in the state of Utah.

COMMENTING ON ROSE

"Dave Rose is one of the best coaches I have ever known. He is not only the best at preparing you to succeed against your opponent by preparing game plans but also the greatest motivator I have ever been around. He has a special way to communicate with the players and instill confidence that enables you to play at the highest level every game. When my career at BYU came to an end, he continued to help me choose an agent, go to NBA camps and NBA workouts and begin my professional career. He never stopped supporting and believing in me. I will always be grateful for what he has done for me and continues to do for me now."

– Travis Hansen, Former BYU Cougar and Atlanta Hawk, playing professionally in Russia

"I have never been around a coach who had a feel for what makes each player tick like Coach Rose. The game plans he prepared were usually right on, and if we executed them we won the game. He is a coach that you not only want to play for but also would sacrifice almost anything for. He has been one of the most influential people in my basketball career, and I will forever benefit from his lessons on basketball and life. I've never seen any other coach like him."

– Mark Bigelow, Former BYU Cougar, playing professionally in Spain

"Dave Rose has done an outstanding job of establishing BYU as one of the premier programs in the Western United States. He's an outstanding teacher of the game, and equally important, is an outstanding person who demands the most out of his players both on and off the court. He's a credit to the coaching profession, and BYU is very fortunate to have him as its coach."

– UCLA Head Coach Ben Howland

"I'm impressed with the preparation of BYU and the poise they demonstrate. That's definitely a credit to Dave Rose and his coaching staff. Rose looks young, but he's got a lot of experience. He's done a nice job as a head coach ... He has experience at the highest levels of college basketball, both as a player and a coach."

– ESPN Game Analyst Steve Lavin

WORTH NOTING

- Dave Rose has a .755 winning percentage as a college head coach (293-95), including a 25-8 (.758) record in 2008-09, a 27-8 (.771) mark in 2007-08 and a 167-57 (.747) record in seven seasons at Dixie State College.
- Dave Rose was named the Mountain West Conference Coach of the Year each of his first two seasons, becoming the first-ever BYU men's basketball coach to win back-to-back league coach-of-the-year honors.
- With a record of 64-16 in MWC games, Rose has the highest league winning percentage (.800) in conference history.
- By winning a share of the MWC regular season title in 2008-09, Rose is tied for the most titles in league history and is the only coach to have two outright regular season titles.
- BYU was the second-most improved team in the nation in 2005-06 under Rose and his coaching staff in their first season.
- The BYU coaching staff has more than 60 years of combined coaching experience.
- The BYU coaching staff has playing experience in NCAA Final Fours, including a National Championship.
- The BYU coaching staff has played with or coached 27 NBA players

ROSE DIVISION I COACHING LEDGER					
School	Season	Overall	MWC	MWC Tourney	NCAA/NIT
BYU	2005-06	20-9	12-4	0-1	0-1 NIT
BYU	2006-07	25-9	13-3	2-1	0-1 NCAA
BYU	2007-08	27-8	14-2	2-1	0-1 NCAA
BYU	2008-09	25-8	12-4	1-1	0-1 NCAA
BYU	2009-10	29-4	13-3	1-0	0-0
DIVISION I TOTAL		126-38 (.768)	64-16 (.800)	6-4 (.600)	0-4



Brandon Davies
 6-9 • 230 • freshman • forward
 Provo, Utah / Provo HS

LAST OUTING: Posted 2 points and 1 rebound vs. TCU in the MWC Quarterfinals

SUMMARY: An athletic big man and excellent low post scorer, Davies helped lead Provo High School to back-to-back 4A state titles as a sophomore and junior and a second-place finish as a senior. Known for his ability to run the floor and his soft hands, Davies earned first-team all-state honors his senior year.

TRACKING DAVIES IN 2009-10: Posted 2 points and 1 rebound vs. TCU in the MWC Quarterfinals ... scored 9 points with 8 rebounds, 2 assists and 1 steal at TCU ... had career highs of 21 points, 7-of-9 from the field and 7-of-11 from the free throw line to lead all scorers at Utah while adding 7 rebounds and 1 steal ... scored 7 points with 1 rebound and 1 block against New Mexico ... had 6 points on 3-of-5 shooting and added 3 boards vs. San Diego State ... had 1 rebound at Wyoming ... had 1 assist in 6 minutes at Colorado State ... had a career-high 2 steals against Air Force with 3 points and 2 rebounds ... saw 3 minutes against TCU ... scored 4 points with 1 rebound in 10 minutes against Utah ... at New Mexico, had 4 boards and 1 steal ... had 2 points and 2 rebounds at SDSU ... versus Wyoming, had 5 points and 1 rebound ... had 8 points, 4 rebounds and a block against Colorado State ... recorded his first double-double, adding 10 points to career highs of 11 rebounds, 3 blocked shots and 26 minutes at Air Force ... matched a career high with 14 points at UTEP, adding 1 board and 1 assist ... played tough defense inside late against UNLV, adding 4 points, 4 boards, and 1 steal ... contributed 8 points, 1 rebound, 1 block and 1 steal in 14 minutes against Eastern New Mexico ... at Arizona, scored 6 points to go with 2 rebounds and 1 steal in 13 minutes ... scored a career-high 14 points vs. Nebraska on 6-of-7 shooting to go with 4 rebounds ... posted 8 points on 3-of-5 shooting to go with 3 boards and 1 steal vs. Nevada in the HoopTV Las Vegas Classic ... set a new career high with 12 points on 5-of-5 shooting, adding 1 block ... had 3 rebounds, an assist and a block against Wagner ... collected 2 rebounds, 1 point, 1

assist and 1 block in six minutes against Fresno State ... against Arizona State, had 3 rebounds, 1 assist, and two points off a one-handed dunk ... scored 4 points along with 3 rebounds and 1 block against San Francisco ... saw 7 minutes of action at Utah State ... upped his career high to 10 points, all in the first half (3-3 FG, 4-4 FT), adding 4 rebounds and 1 steal versus Weber State ... snagged a career-high 8 rebounds and scored 8 points to go with 1 block and 1 steal against Southern ... at Hawaii, recorded a new career-high 6 points (3-3), 1 rebound and 1 assist ... posted 2 points, 4 rebounds, 1 assist and 1 block vs. Idaho State ... came off the bench to score 3 points, grab 3 rebounds and block one shot in 10 minutes against Bradley.

BEFORE BYU: PROVO HIGH SCHOOL: Played for Craig Drury at Provo High School ... helped lead the Bulldogs to state titles as a sophomore and junior and a second-place finish as a senior ... named first-team all-state by the Salt Lake Tribune and Deseret News as a senior ... averaged 14.0 points and 6.0 rebounds while leading Provo to a 17-1 record, including 10-0 in region place ... named to Long Beach Press-Telegram Best in the West Second Team played in Utah Valley All-Star Classic and earned MVP honors ... played in UBCA All-Star game ... played for Mike OConnor, Todd Phillips and John Palica for Utah Pump-N-Run club team.

PERSONAL: Mother is Linda Kathleen Davies ... has one brother and one sister ... lists Dwight Howard as his sports hero ... also recruited by Utah, Gonzaga, Utah State, Cal Berkeley, Washington State, Penn State and Santa Clara.

DAVIES VS. UNLV

TEAM	GP	GS	MIN	AVG	FG	FGA	PCT	3FG	FGA	PCT	FT	FTA	PCT	OFF	DEF	TOT	AVG	PF	FO	A	TO	BLK	STL	PTS	AVG	WL
2009-10	1	0	11	11.0	2	5	.400	0	0	.000	0	0	.000	2	2	4	4.0	1	0	0	3	0	1	4	4.0	1-0
TOTAL	1	0	11	11.0	2	5	.400	0	0	.000	0	0	.000	2	2	4	4.0	1	0	0	3	0	1	4	4.0	1-0

Brandon Davies – 2009-10 Game-by-Game

Opponent	Date	GS	Min	TOTAL				3PTS		REBOUNDS										Pts	Avg				
				FG	FGA	Pct	3FG	FGA	Pct	FT	FTA	Pct	Off	Def	Tot	Avg	PF	FO	A			TO	Blk	Stl	
BRADLEY	11/13/09	10	1	1	1,000	0	0	.000	1	4	250	3	0	3	3.0	4	0	0	2	1	0	3	3.0		
IDAHO STATE	11/17/09	14	0	1	0.000	0	0	.000	2	2	1,000	1	3	4	3.5	2	0	1	0	1	0	2	2.5		
at Hawaii	11/20/09	10	3	3	1,000	0	0	.000	0	0	.000	0	1	1	2.7	1	0	1	1	0	0	6	3.7		
SOUTHERN	11/24/09	18	4	7	571	0	0	.000	0	0	.000	2	6	8	4.0	3	0	0	2	1	1	8	4.8		
WEBER STATE	11/27/09	11	3	3	1,000	0	0	.000	4	4	1,000	2	2	4	1.000	1	0	0	0	1	0	10	5.8		
at Utah State	12/02/09	7	0	1	.000	0	0	.000	0	0	.000	0	0	0	3.3	1	0	1	0	0	0	0	4.8		
vs San Francisco	12/05/09	15	1	2	500	0	0	.000	2	2	1,000	0	3	3	3.3	3	0	0	4	1	0	4	4.7		
ARIZONA STATE	12/08/09	17	1	1	1,000	0	0	.000	0	0	.000	1	2	3	3.3	3	0	1	1	0	0	2	4.4		
at Fresno State	12/12/09	6	0	0	.000	0	0	.000	1	4	250	1	1	2	3.1	3	0	1	0	1	0	1	4.0		
WAGNER	12/17/09	15	0	3	.000	0	0	.000	0	2	.000	1	2	3	3.1	1	0	1	2	1	0	0	3.6		
EASTERN WASHINGTON	12/19/09	17	5	5	1,000	0	0	.000	2	2	1,000	0	0	0	2.8	2	0	0	1	0	0	12	4.4		
vs NEVADA	12/22/09	10	3	5	600	0	0	.000	2	2	1,000	1	2	3	2.8	4	0	1	0	1	0	1	8	4.7	
vs Nebraska	12/23/09	14	6	7	857	0	0	.000	2	6	.333	2	2	4	2.9	4	0	0	2	0	0	14	5.4		
at Arizona	12/28/09	13	2	5	400	0	0	.000	2	3	.667	1	1	2	2.9	4	0	0	0	1	0	6	5.4		
EASTERN NEW MEXICO	01/02/10	14	3	6	500	0	0	.000	2	2	1,000	0	1	1	2.7	2	0	0	2	1	1	8	5.6		
UNLV	01/06/10	11	2	5	400	0	0	.000	0	0	.000	2	2	4	2.8	1	0	0	3	0	1	4	5.5		
at UTEP	01/09/10	17	5	6	833	0	0	.000	4	6	.667	0	1	1	2.7	4	0	1	3	0	0	14	6.0		
at Air Force	01/13/10	26	3	10	300	0	0	.000	5	5	1,000	4	6	10	3.1	3	0	0	2	3	0	11	6.3		
COLORADO STATE	01/16/10	15	3	4	750	0	0	.000	2	6	.333	1	3	4	3.2	4	0	0	2	1	0	8	6.4		
WYOMING	01/20/10	13	2	6	333	0	0	.000	1	2	500	1	0	1	3.1	3	0	0	2	0	0	5	6.3		
at San Diego State	01/23/10	7	1	2	500	0	0	.000	0	0	.000	2	2	3	3.0	4	0	0	2	0	0	2	6.1		
at #23/rv New Mexico	01/27/10	6	0	0	.000	0	0	.000	0	0	.000	2	2	4	3.0	4	0	0	2	0	1	0	5.8		
UTAH	01/30/10	10	2	6	333	0	1	.000	0	0	.000	0	1	1	3.0	1	0	0	0	0	0	4	6.3		
TCU	02/02/10	3	0	1	.000	0	0	.000	0	0	.000	0	0	0	2.8	0	0	0	0	0	0	0	5.5		
UNLV	DNP																								
AIR FORCE	02/13/10	12	0	2	.000	0	0	.000	3	7	429	0	2	2	2.8	2	0	0	2	0	2	3	5.4		
at Colorado State	02/17/10	6	0	1	.000	0	0	.000	0	2	.000	0	0	0	2.7	1	0	1	0	0	0	0	0	5.2	
at Wyoming	02/20/10	6	0	1	.000	0	0	.000	0	0	.000	0	1	1	2.6	2	0	0	0	0	0	0	0	5.0	
SAN DIEGO STATE	02/24/10	12	3	5	600	0	0	.000	0	1	.000	0	3	3	2.6	2	0	0	1	0	0	6	5.0		
NEW MEXICO	02/27/10	11	2	4	500	0	0	.000	3	6	500	0	1	1	2.6	1	0	0	1	0	1	7	5.1		
at Utah	03/03/10	25	7	9	.778	0	0	.000	7	11	.636	3	4	7	2.7	4	0	0	2	0	1	21	5.6		
at TCU	03/06/10	24	4	7	571	0	0	.000	1	1	1,000	0	8	8	2.9	3	0	2	3	0	1	9	5.7		
vs #7 TCU	03/10/10	18	1	3	333	0	0	.000	0	0	.000	0	1	1	2.8	4	0	0	0	0	0	2	5.6		
Totals		0	413	67	122	.549	0	1	.000	46	80	.575	28	63	91	2.8	81	0	9	42	13	11	180	5.6	

CAREER HIGHS

POINTS: 21 at Utah (2010)
 FG MADE: 7 at Utah (2010)
 FG ATT: 10 at Air Force (2010)
 FG %: 1.000 (5-5) vs. Eastern Washington (2009)
 FT MADE: 7 at Utah (2010)
 FT ATT: 11 at Utah (2010)
 FT %: 1.000 (5-5) at Air Force (2010)
 REB: 10 at Air Force (2010)
 ASSISTS: 2 at TCU (2010)
 STEALS: 2 vs. Air Force (2010)
 BLOCKS: 3 at Air Force (2010)
 MINUTES: 26 at Air Force (2010)

SEASON-HIGH POINTS (09-10):

First Half: - 10 vs. Weber State
 Second Half: - 15 at Utah
 Game: - 21 at Utah

Percentage Minimums -
 4 FG, 2 3FG, 3 FT Made



CHARLES ABOU
 6-5 • 210 • sophomore • guard/forward
 Abidjan, Cote D'Ivoire

LAST OUTING: Had 3 points and 1 rebound vs. TCU in the MWC Quarterfinals

SUMMARY: A versatile player, Abou was the Utah 3A Player of the Year in 2007 out of Logan High School before playing for Brewster Academy in 2007-08, where he helped his team earn a 31-4 record. Abou played in all 33 games as a freshman in 2008-09 and helped the Cougars finish 25-8, win a share of the MWC regular season title and make a trip to the NCAA Tournament. He averaged 2.9 points and 1.9 rebounds while shooting 42.9 percent from downtown. Played with the Cote d'Ivoire (Ivory Coast) National Team during the summer of 2009 that finished second in the FIBA Africa Championships and qualified for the 2010 World Championships. Abou is a good defender with a solid mid-range game and the ability to drive to the hoop or pull up and hit the three. He has excellent length and athleticism.

TRACKING ABOU IN 2009-10: Had 3 points and 1 rebound vs. TCU in the MWC Quarterfinals ... doubled his previous career high with 22 points on 8-of-11 shooting at TCU, adding 5 rebounds and 3 assists ... had 3 points, 3 rebounds, 1 assist and 1 steal at Utah ... had 1 rebound and 1 assist against New Mexico ... posted 4 points, 4 boards, 1 block and 1 steal vs. San Diego State ... had 4 points, 2 boards, 1 assist and 1 steal at Wyoming ... posted 3 points, 7 boards, 1 assist and 1 steal at Colorado State ... against Air Force, had 3 points, 4 rebounds, 1 assist and 1 steal ... had 9 points, 3 boards and 1 steal at UNLV ... scored 5 points, all from the free throw line, adding 4 rebounds, 3 assists, 1 block and 1 steal against TCU ... contributed 6 points and 3 rebounds in 10 minutes against Utah ... had 4 rebounds, 2 points, 1 block and 1 steal at New Mexico ... had the lead-preserving block and was a spark off the bench at San Diego State, finishing with 4 points, 5 boards, 1 steal and 1 block in 11 minutes ... scored 6 points with 3 rebounds and 1 assist against Wyoming ... matched his career highs of 8 rebounds and 3 assists against Colorado State, adding 10 points and a steal in 16 minutes ... played 7 minutes in a win at Air Force ... at UTEP, had 5 points, 3 rebounds and a steal ... grabbed 3

boards and registered 1 block against UNLV ... had a career-high 8 rebounds against Eastern New Mexico, adding 3 points and 1 assist ... hit his only shot for 2 points against Arizona ... posted 1 point in 3 minutes vs. Nebraska ... posted 2 points and 2 rebounds vs. Nevada in the HoopTV Las Vegas Classic ... scored 9 points, grabbed 2 rebounds and had 2 assists against Eastern Washington ... against Wagner, posted 5 rebounds, 3 assists, 2 points and 1 steal ... played 3 minutes at Fresno State ... netted 5 points in 10 minutes against Arizona State ... against San Francisco scored 4 points to add to 2 rebounds, 1 assist and 1 steal in 8 minutes ... scored 5 points and had 2 rebounds at Utah State ... scored 5 points, all from the free throw line, adding 3 rebounds, 1 assist, 1 block and 1 steal against Weber State ... tied a career high with 11 points, a career-high 3 assists, 3 rebounds, 1 block and 1 steal in 17 minutes against Southern ... scored 2 points and had 1 rebound against Hawaii ... scored 8 points on 3-of-4 shooting to go with a career-high tying 6 rebounds, 1 block and 1 assist vs. Idaho State ... started against Bradley, submitting 4 points, 5 rebounds 2 steals and 1 block.

BEFORE BYU: BREWSTER ACADEMY: Helped Brewster Academy (Wolfeboro, N.H.) set a school record with 31 wins while compiling a 31-4 overall record in 2007-08 ... team won the New England Preparatory School Athletic Conference (NEPSAC) Class A Championship ... advanced to the National Prep School Championship Final Four where Abou scored 19 points in a semifinal loss ... team also won the Maine Central Institute Invitational, Brewster Invitational and New Hampton School Invitational titles ... defeated the China Junior All-Star Team, 111-47 ... coached by Jason Smith.

ABOU VS. UNLV

TEAM	GP	GS	MIN	AVG	FG	FGA	PCT	3FG	FGA	PCT	FT	FTA	PCT	OFF	DEF	TOT	AVG	PF	FO	A	TO	BLK	STL	PTS	AVG	W-L
2008-09	2	0	27	13.5	3	5	.600	1	2	.500	0	2	.000	0	0	0	0.0	3	0	2	0	0	1	7	3.5	0-2
2009-10	2	0	26	13.0	3	6	.500	1	2	.500	2	2	1.000	3	3	6	3.0	3	0	0	1	1	1	9	4.5	1-1
TOTAL	4	0	53	13.3	6	11	.545	2	4	.500	2	4	.500	3	3	6	1.5	6	0	2	1	1	2	16	4.0	1-3

Charles Abou – 2009-10 Game-by-Game

Opponent	Date	GS	Min	TOTAL			3PTS			REBOUNDS										Pts	Avg				
				FG	FGA	Pct	3FG	FGA	Pct	FT	FTA	Pct	Off	Def	Tot	Avg	PF	FO	A			TO	Blk	Stl	
BRADLEY	11/13/09	*	18	2	7	.286	0	1	.000	0	0	0	0	0	0	0	0	0	0	2	1	2	4	4.0	
IDAHO STATE	11/17/09	*	10	3	4	.750	0	0	.000	2	2	1.000	2	4	6	5.5	1	0	1	1	1	1	8	6.0	
at Hawaii	11/20/09		14	1	3	.333	0	0	0.000	0	0	0.000	1	0	1	4.0	2	0	0	1	0	1	2	4.7	
SOUTHERN	11/24/09		17	3	5	.600	2	2	1.000	3	4	.750	1	2	3	3.8	0	3	1	1	1	1	11	6.3	
WEBER STATE	11/27/09		13	0	4	.000	0	2	.000	5	6	.833	2	1	3	3.6	1	0	1	0	1	1	5	6.0	
at Utah State	12/02/09		15	1	1	1.000	0	0	.000	3	5	.600	0	2	2	3.3	4	0	3	0	0	5	5.8		
vs San Francisco	12/05/09		8	1	4	.250	0	1	.000	2	2	1.000	1	1	2	3.1	0	0	1	1	0	1	4	5.6	
ARIZONA STATE	12/08/09		10	2	2	1.000	1	1	1.000	0	0	0.000	0	0	0	2.8	3	0	0	0	0	0	5	5.5	
at Fresno State	12/12/09		3	0	1	.000	0	0	0.000	0	0	0.000	0	0	0	2.4	2	0	0	0	0	0	0	4.9	
WAGNER	12/17/09		19	1	4	.250	0	1	.000	0	2	.000	3	2	5	2.7	3	0	3	0	3	0	1	2	4.6
EASTERN WASHINGTON	12/19/09		17	2	3	.667	1	1	1.000	4	6	.667	1	2	2	2.6	2	0	2	0	0	0	9	5.0	
vs NEVADA	12/22/09		8	1	2	.500	0	0	.000	0	0	0.000	0	2	2	2.6	0	0	0	0	0	0	2	4.8	
vs Nebraska	12/23/09		3	0	1	.000	0	0	.000	1	2	.500	0	0	0	2.4	0	0	0	0	0	0	1	4.5	
at Arizona	12/28/09		5	1	1	1.000	0	0	.000	0	0	0.000	0	0	0	2.2	0	0	0	0	0	0	2	4.3	
EASTERN NEW MEXICO	01/02/10		20	1	6	.167	0	2	.000	1	1	1.000	2	6	8	2.6	0	0	1	4	0	0	3	4.2	
UNLV	01/06/10		8	0	1	.000	0	0	.000	0	0	0.000	2	1	3	2.6	0	0	0	0	1	0	0	3.9	
at UTEP	01/09/10		8	2	1	1.000	0	0	.000	1	2	.500	0	3	3	2.6	1	0	1	0	1	0	5	4.0	
at Air Force	01/13/10		7	0	2	.000	0	1	.000	0	0	0.000	0	0	0	2.5	0	0	0	0	0	0	0	3.8	
COLORADO STATE	01/16/10		17	4	5	.800	0	0	.000	2	3	.667	3	5	8	2.8	3	0	3	0	0	1	10	4.1	
WYOMING	01/20/10		9	3	5	.600	0	0	0.000	0	0	0.000	3	3	2.8	2	0	1	0	0	0	0	6	4.2	
at San Diego State	01/23/10		11	2	4	.500	0	0	0.000	0	0	0.000	1	4	5	2.9	1	0	0	1	1	1	4	4.2	
at #23/rv New Mexico	01/27/10		15	1	3	.333	0	0	.000	0	0	0.000	1	3	4	3.0	3	0	2	0	1	1	2	4.1	
UTAH	01/30/10		10	3	4	.750	0	0	.000	0	0	0.000	3	3	3	3.0	0	0	1	0	0	0	6	4.2	
TCU	02/02/10		20	0	4	.000	0	2	.000	5	6	.833	1	3	4	3.0	3	0	3	1	1	1	5	4.2	
at UNLV	02/06/10		18	3	5	.600	1	2	.500	2	2	1.000	1	2	3	3.0	3	0	0	1	0	1	9	4.4	
AIR FORCE	02/13/10		14	1	2	.500	1	1	1.000	0	0	0.000	4	0	4	3.0	1	0	1	2	0	1	3	4.3	
at Colorado State	02/17/10		16	1	2	.500	1	2	.500	0	0	0.000	0	7	7	3.2	2	0	1	0	0	1	3	4.3	
at Wyoming	02/20/10		12	2	5	.400	0	2	.000	0	0	0.000	2	0	2	3.1	2	0	1	2	0	1	4	4.3	
SAN DIEGO STATE	02/24/10		15	2	4	.500	0	1	.000	0	0	0.000	0	4	4	3.2	1	0	1	1	1	1	4	4.3	
NEW MEXICO	02/27/10		8	0	0	.000	0	0	.000	0	0	0.000	1	0	1	3.1	3	0	1	0	0	0	0	4.1	
at Utah	03/03/10		14	1	4	.250	0	0	.000	1	2	.500	2	1	3	3.1	0	0	1	0	0	1	3	4.1	
at TCU	03/06/10		26	8	11	.727	2	2	1.000	4	6	.667	3	2	5	3.2	1	0	3	2	0	0	22	4.7	
vs #7 TCU	03/10/10		9	1	1	1.000	1	1	1.000	0	0	0.000	0	1	1	3.1	4	0	0	0	0	0	3	4.6	
Totals			2	417	53	112	.473	10	25	.400	36	51	.706	37	65	102	3.1	50	0	29	27	9	19	152	4.6

CAREER HIGHS:

POINTS: 22 at TCU (2010)
 FG MADE: 8 at TCU (2010)
 FG ATT: 11 at TCU (2010)
 FG %: .727 (8-11) at TCU (2010)
 3FG MADE: 2 at CSU (2009), vs. CSU (2009), at TCU (2010)
 3FG ATT: 3 at CSU (2009)
 3FG %: 1.000 (2-2) vs. CSU (2009), at TCU (2010)
 FT MADE: 6 at Pepperdine (2008)
 FT ATT: 6, five times, last at TCU (2010)
 FT %: 1.000 (6/6) at Pepperdine (2008)
 REB: 8 vs. Eastern New Mexico (2009), vs. Colorado St. (2010)
 ASSISTS: 3, five times, last at TCU (2010)
 BLOCKS: 1, 12 times, last vs. SDSU (2010)
 STEALS: 2 vs. SDSU (2009), vs. Bradley (2009)
 MINUTES: 26 at TCU (2010)

SEASON-HIGH POINTS (09-10):

First Half: 5 vs. Eastern Washington
 Second Half: 8 vs. Idaho State, Southern
 Game: 22 at TCU
 Percentage Minimums –
 4 FG, 2 3FG, 3 FT Made

ABOU YEAR-BY-YEAR BYU STATS

YEAR	GP	GS	MIN	AVG	FG	FGA	PCT	3FG	FGA	PCT	FT	FTA	PCT	OFF	DEF	TOT	AVG	PF	FO	A	TO	BLK	STL	PTS	AVG
2008-09	33	1	354	10.7	30	75	.400	9	21	.429	27	42	.643	13	49	62	1.9	33	1	13	22	3	9	96	2.9
2009-10	33	2	417	12.6	53	112	.473	10	25	.400	36	51	.706	37	65	102	3.1	50	0	29	27	9	19	152	4.6
TOTAL	66	3	771	11.7	83	187	.444	19	46	.413	63	93	.677	50	114	164	2.5	83	1	42	49	12	28	248	3.8



LAMONT MORGAN, JR.
 5-10 • 170 • senior • guard
 Pomona, Calif.

LAST OUTING: Did not play vs. TCU in MWC Quarterfinals

SUMMARY: A lightning quick point guard, Lamont Morgan, Jr., was a key contributor for the Cougars in 2008-09 as they won a share of the MWC regular season title and earned a spot in the NCAA Tournament. Morgan, Jr., averaged 3.6 points and 1.8 assists off the bench while shooting 41.4 percent on threes. He brings excellent ball-handling, court vision and an up-tempo style to the court. Morgan, Jr., redshirted in 07-08 after transferring from Saddleback Community College in Mission Viejo, Calif. A highly successful junior college program, SCC advanced to the state semifinal game in 2007 behind the play of Morgan, who started every game at the point and averaged 4.4 assists per contest.

TRACKING MORGAN, JR. IN 2009-10: Had 1 assist at UNLV ... tied a season high with 6 points by tying a career high with two treys, adding 2 assists against TCU ... played 3 minutes against Utah ... had 1 rebound in 6 minutes at New Mexico ... played 2 minutes at San Diego State ... had 4 points and 1 assist against Wyoming ... against Colorado State, had 5 points, 1 rebound, 1 assist and 1 steal ... hit a three-pointer and had 2 rebounds and 1 assist in 16 minutes at Air Force ... scored 2 points with 1 assist at UTEP ... played 2 minutes against UNLV ... had 7 assists, 6 points and 4 rebounds, all season highs, against Eastern New Mexico ... at Arizona, had 1 rebound and 1 assist ... had 1 assist and 1 steal vs. Nebraska ... played 4 minutes vs. Nevada ... posted 2 assists, 1 point and 1 rebound against Eastern Washington ... against Wagner, added 5 points, 2 rebounds, 2 assists and 1 steal ... at Fresno State, hit one three-pointer and 1 assist ... recorded 1 assist in six minutes of play against Arizona State ... shot 2-of-2 from the field and 1-of-1 from the free-throw line for 5 points, 3 assists and 1 steal against San Francisco ... at Utah State, notched a team-high 3 assists, 2 points and 1 board ... played 11 minutes against Weber State ... against Southern, served up a career-high 7

assists, adding 4 points, 2 rebounds and 1 steal ... compiled 2 points, 2 assists, 1 rebound and 1 steal at Hawaii ... had 2 points in 10 minutes of action against Idaho State ... played 3 minutes against Bradley.

BEFORE BYU: SADDLEBACK CC: Helped his team advance to the 2007 state semifinals with a 24-8 overall record and a 10-2 mark in the Orange Empire Conference ... named Orange Empire All-Conference ... started every game at the point, averaging 7.3 points and 4.4 assists per game ... led the team in assists 17 times on the year ... played in all 31 games for the Gauchos in 2005-06, helping his team to a 22-9 overall record ... averaged 3.2 points, 2.7 assists and 2.1 rebounds in his freshman campaign while shooting 80.8 percent from the free-throw line ... led the team in assists 11 times ... season highs of 13 points and seven rebounds ... named a Scholar Baller ... coached by Bill Brummel.

PERSONAL: Has one brother and one sister ... enjoys listening to music, dancing and poetry ... favorite actor is Denzel Washington ... favorite movie is Love and Basketball ... favorite food is Italian ... sports hero is Michael Jordan and non-sports hero is his mom.

MORGAN, JR. VS. UNLV

TEAM	GP	GS	MIN	AVG	FG	FGA	PCT	3FG	FGA	PCT	FT	FTA	PCT	OFF	DEF	TOT	AVG	PF	FO	A	TO	BLK	STL	PTS	AVG	WL
2008-09	2	0	34	17.0	2	3	.667	0	0	.000	2	2	1.000	0	1	1	0.5	6	0	5	2	0	1	6	3.0	0-2
2009-10	2	0	6	3.0	0	2	.000	0	1	.000	0	0	.000	0	0	0	0.0	1	0	1	0	0	0	0	0.0	1-1
TOTAL	4	0	40	10.0	2	5	.400	0	1	.000	2	2	1.000	0	1	1	0.3	7	0	6	2	0	1	6	1.5	1-3

Lamont Morgan, Jr. – 2009-10 Game-by-Game

Opponent	Date	GS	Min	TOTAL			3PTS			REBOUNDS			PF	FO	A	TO	Blk	Stl	Pts	Avg					
				FG	FGA	Pct	3FG	FGA	Pct	FT	FTA	Pct									Off	Def	Tot		
BRADLEY	11/13/09	3	0	0	.000	0	0	.000	0	0	0	0	0	0	0	0	0	0	0	0	0	0	0	0	0.0
IDAHO STATE	11/17/09	10	1	2	.500	0	0	.000	0	0	0	0	0	0	0	0	0	0	0	2	1	0	2	1.0	
at Hawaii	11/20/09	7	1	2	.500	0	0	.000	0	0	0	0	0	0	0	0	0	0	0	2	1	0	1	2	1.3
SOUTHERN	11/24/09	22	2	3	.667	0	0	.000	0	0	0	0	0	2	2	0.8	0	0	7	2	0	1	4	2.0	
WEBER STATE	11/27/09	11	0	0	.000	0	0	.000	0	0	0	0	0	0	0.6	2	0	0	1	0	0	0	0	0	1.6
at Utah State	12/02/09	6	1	1	1.000	0	0	.000	0	0	0	0	0	1	1	0.7	0	0	3	0	0	0	2	1.7	
vs San Francisco	12/05/09	12	2	2	1.000	1	1	1.000	0	0	0	0	0	0	0.6	0	0	3	0	0	1	0	1	5	2.1
ARIZONA STATE	12/08/09	6	0	0	.000	0	0	.000	0	0	0	0	0	0	0.5	0	0	1	0	0	0	0	0	0	1.9
at Fresno State	12/12/09	10	1	2	.500	1	2	.500	0	0	0	0	0	0	0.4	0	0	1	1	0	0	0	3	2.0	
WAGNER	12/17/09	18	1	1	1.000	1	1	1.000	2	2	1.000	2	2	1.000	2	2	0.6	0	2	2	0	1	5	2.3	
EASTERN WASHINGTON	12/19/09	16	0	0	.000	0	0	.000	1	2	.500	0	1	1	0.6	1	0	2	2	0	0	0	1	2.2	
vs NEVADA	12/22/09	4	0	1	.000	0	0	.000	0	0	0	0	0	0	0.6	0	0	0	0	0	0	0	0	0	2.0
vs Nebraska	12/23/09	6	0	0	.000	0	0	.000	0	0	0	0	0	0.5	2	0	1	2	0	1	0	1	0	1.8	
at Arizona	12/28/09	5	0	0	.000	0	0	.000	0	0	0	0	0	0.6	0	1	0	0	0	0	0	0	0	1.7	
EASTERN NEW MEXICO	01/02/10	* 22	2	3	.667	2	3	.667	0	0	0	0	0	1	3	4	0.8	0	0	7	2	0	1	6	2.0
UNLV	01/06/10	2	0	0	.000	0	0	.000	0	0	0	0	0	0	0.8	0	0	0	0	0	0	0	0	1.9	
at UTEP	01/09/10	7	1	1	1.000	0	0	.000	0	0	0	0	0	0	0.7	0	0	1	1	0	0	2	1.9		
at Air Force	01/13/10	* 16	1	1	1.000	1	1	1.000	0	0	0	0	0	2	2	0.8	1	0	1	0	0	0	3	1.9	
COLORADO STATE	01/16/10	16	2	2	1.000	1	1	1.000	0	0	0	0	0	1	1	0.8	0	0	1	1	0	1	5	2.1	
WYOMING	01/20/10	12	2	3	.667	0	1	.000	0	1	.000	0	0	0	0.8	0	0	1	1	0	0	0	4	2.2	
at San Diego State	01/23/10	2	0	0	.000	0	0	.000	0	0	0	0	0	0.7	0	0	0	1	0	0	0	0	0	2.1	
at #23/rv New Mexico	01/27/10	6	0	0	.000	0	0	.000	0	0	0	0	0	1	1	0.7	1	0	1	0	0	0	0	2.0	
UTAH	01/30/10	3	0	1	.000	0	0	.000	0	0	0	0	0	0.7	0	0	0	0	0	0	0	0	0	2.0	
TCU	02/02/10	11	2	3	.667	2	2	1.000	0	0	0	0	0	0	0.7	1	0	2	0	0	0	0	6	2.1	
at UNLV	02/06/10	4	0	2	.000	0	1	.000	0	0	0	0	0	0	0.6	1	0	1	0	0	0	0	0	2.0	
AIR FORCE																									
at Colorado State																									
at Wyoming																									
SAN DIEGO STATE																									
NEW MEXICO																									
at Utah																									
at TCU																									
vs. TCU																									
Totals			2	237	19	30	.633	9	13	.692	3	5	.600	3	13	16	0.6	9	0	37	18	0	7	50	2.0

CAREER HIGHS:

POINTS: 12 vs. WOU (2009), vs. SDSU (2009)
 FG MADE: 5 at CSU (2009)
 FG ATT: 8 at CSU (2009)
 FG %: .800 (4-5) vs. WOU (2009), vs. SDSU (2009)
 3FG MADE: 2, six times
 3FG ATT: 3, four times
 3FG %: 1.000 (2/2) 5 times, last vs. TCU (2010)
 FT MADE: 4 at Weber State (2008) vs. AFA-MWC (2009)
 FT ATT: 4 at Weber State (2008), vs. WOU (2009), vs. AFA-MWC (2009)
 FT %: 1.000 (4/4) at Weber State (2008) vs. AFA-MWC (2009)
 REB: 5 vs. TCU (2009)
 ASSISTS: 7 vs. Southern (2009), vs. Eastern New Mexico (2009)
 BLOCKS: 1 vs. CSU (2009), at SDSU (2009)
 STEALS: 2 vs. Rice (2008)
 MINUTES: 28 vs. SDSU (2009)

SEASON-HIGH POINTS (09-10):

First Half: 6 vs. TCU
 Second Half: 3 vs. Eastern New Mexico, vs. Colorado State
 Game: 6 vs. Eastern New Mexico, vs. TCU

Percentage Minimums – 4 FG, 2 3FG, 3 FT Made

MORGAN, JR. YEAR-BY-YEAR BYU STATS

YEAR	GP	GS	MIN	AVG	FG	FGA	PCT	3FG	FGA	PCT	FT	FTA	PCT	OFF	DEF	TOT	AVG	PF	FO	A	TO	BLK	STL	PTS	AVG
2008-09	33	1	534	16.2	41	89	.461	14	34	.412	23	36	.639	8	37	45	1.4	43	0	60	45	2	15	119	3.6
2009-10	25	2	237	9.5	19	30	.633	9	13	.692	3	5	.600	3	13	16	0.6	9	0	37	18	0	7	50	2.0
TOTAL	58	3	771	13.3	60	119	.504	23	47	.489	26	41	.634	11	50	61	1.1	52	0	97	63	2	22	169	2.9



JACKSON EMERY
6-3 • 185 • junior • guard
Alpine, Utah

LAST OUTING: Posted 15 points on 4-of-5 shooting from three and added 7 rebounds, 3 assists and 2 steals vs. TCU in the MWC Quarterfinals

SUMMARY: Known for his competitiveness and clutch play, Jackson Emery is a quick player and solid defender with outstanding leaping ability. A good shooter from long range, he also has the athleticism and creativity to convert inside when going to the basket. He was a solid contributor as a freshman prior to leaving for a two-year Church mission. In 2008-09 as a sophomore, Emery started 32 of 33 games and was named to the MWC All-Defensive Team. He averaged 7.8 points, 3.8 rebounds and 3.0 assists while adding 49 steals. Emery helped BYU win a share of the MWC regular season title and a spot in the NCAA Tournament. Emery was the top player in Class 4A from the state of Utah as a senior and was named Utah's Mr. Basketball.

TRACKING EMERY IN 2009-10: Posted 15 points on 4-of-5 shooting from three and added 7 rebounds, 3 assists and 2 steals vs. TCU in the MWC Quarterfinals ... scored 22 points on 8-of-10 shooting from the field and 5-of-6 from three with 5 assists, 5 steals, 2 blocks and 2 rebounds at TCU ... at Utah, scored 11 points and had 3 rebounds, 3 assists and 2 steals ... went for 11 points, 7 rebounds, 5 steals and 1 assist vs. New Mexico ... hit 6-of-7 from the field for 17 points to go with 7 boards, 3 assists and 5 steals vs. San Diego State ... at Wyoming, scored 10 points with 5 rebounds, 2 assists and 1 steal ... hit 6-of-10 from the field and 2-of-3 from three for 16 points while securing a steal to set the BYU single season steal record (67) at Colorado State ... shot 7-for-9, 4-for-6 from three for 18 points, 5 rebounds, 3 assists and 1 steal against Air Force ... had 10 points, 3 rebounds, 1 assist and 1 steal at UNLV ... went for 12 points, 6 assists, 4 rebounds, 2 blocks and 2 steals in 37 minutes against TCU ... filled the scoresheet with 8 points, 7 rebounds, 6 steals (tied career high) and 4 assists against Utah ... scored 8 points, adding 6 boards and 3 steals at New Mexico ... at San Diego State, had 5 boards, 4 assists, 3 steals and 2 points ... recorded 15 points, 5 boards, 4 steals, 3 assists and 1 block against Wyoming ... had 7 points, 3 steals, 3 rebounds, and an assist against Colorado State ... scored a game-high 21 points, hitting 5 treys, adding 5 rebounds, 3 assists, 2 steals and 1 block in 34 minutes at Air Force ... tied his career high for assists with 9, stealing the ball 4 times and adding 8 points and 2 rebounds at UTEP ... played a team-high 34 minutes against UNLV, scoring 9 points, including the game-clinching fadeaway basket, and adding 3 rebounds, 2 steals

and 1 assist ... flirted with a triple-double at Arizona with 13 points, 8 assists, 7 rebounds, 2 steals and 1 block in 31 minutes ... named to the HoopTV Las Vegas Classic All-Tournament Team after averaging 24.0 points, 3.0 assists, 3.0 steals and 5.0 rebounds ... against Nebraska had 23 points on 6-of-9 shooting from the field, 4-of-6 shooting from downtown and 7-of-7 shooting from the free throw line while adding a career-best 8 rebounds, 3 steals and 3 assists ... scored a career-high 25 points against Nevada in the HoopTV Las Vegas Classic, hitting 8-of-12 from the field, 5-of-7 from three and 4-of-4 from the free throw line while adding 3 assists and 3 steals ... shot 6-of-7 for 15 points, 7 rebounds, 4 assists and 3 steals at home against Eastern Washington ... had a career high 5 assists, all in the first half, in addition to 3 rebounds, 2 points and 2 blocks against Wagner ... at Fresno State, posted 4 steals and 4 points ... tied a career-high with 5 three-pointers, attempting a career-high 9 to score 17 points and adding 5 rebounds, 2 assists and 1 steal in a win against Arizona State ... led the team with 14 points, adding 4 rebounds, 4 steals and 2 assists in a team-high 29 minutes against San Francisco ... played 26 minutes with an injured foot at Utah State, scoring 8 points with 1 steal ... ignited a second half run from the three-point line, finishing 4-of-6 from behind the arc for 15 points, 3 rebounds, 2 steals and 1 assist ... against Southern, scored a team-high 16 points, shooting 4-of-6 from long distance, adding 5 steals, 3 rebounds and 2 assists ... scored 11 points and added 6 rebounds, 3 steals, 2 assists, and 1 block at Hawaii ... tied his career high with 19 points vs. Idaho State while hitting a career-best 5 threes (5-of-8) and adding a career-best 7 rebounds, 3 assists and 3 steals ... scored 5 points and added 6 rebounds, 2 assists and 1 steal against Bradley.

EMERY'S CAREER HONORS
 2010 USBWA All-District VIII
 2010 All-MWC Second Team
 2010 MWC All-Defensive Team
 2009 HoopTV Las Vegas Classic All-Tournament
 2009 MWC All-Defensive Team

EMERY VS. UNLV

TEAM	GP	GS	MIN	AVG	FG	FGA	PCT	3FG	FGA	PCT	FT	FTA	PCT	OFF	DEF	TOT	AVG	PF	FO	A	TO	BLK	STL	PTS	AVG	W-L
2005-06	1	0	9	9.0	1	4	.250	0	2	.000	0	0	.000	1	0	1	1.0	1	0	1	0	0	2	2.0	1-1	
2008-09	2	2	65	32.5	6	13	.462	1	6	.167	4	4	1.000	1	7	8	4.0	8	1	8	1	0	2	17	8.5	0-2
2009-10	2	2	60	30.0	6	20	.300	2	14	.143	5	6	.833	2	4	6	3.0	4	0	2	4	0	3	19	9.5	1-1
TOTAL	5	4	134	26.8	13	37	.351	3	22	.136	9	10	.900	4	11	15	3.0	13	1	11	5	0	7	38	7.6	2-4

Jackson Emery – 2009-10 Game-by-Game

Opponent	Date	GS	Min	TOTAL			3PTS			REBOUNDS			Avg	PF	FO	A	TO	Blk	Stl	Pts	Avg				
				FG	FGA	Pct	3FG	FGA	Pct	FT	FTA	Pct										Off	Def	Tot	
BRADLEY	11/13/09	*	22	1	4	.250	1	3	.333	2	2	1.000	0	6	6.0	4	0	2	1	0	1	5	5.0		
IDAHO STATE	11/17/09	*	26	6	9	.667	5	8	.625	2	2	1.000	3	4	7	6.5	4	0	3	2	0	3	19	12.0	
at Hawai'i	11/20/09	*	27	4	7	.571	1	4	.250	2	4	5.00	2	4	6	6.3	2	0	2	2	1	3	11	11.7	
SOUTHERN	11/24/09	*	23	5	10	.500	4	6	.667	2	2	1.000	0	3	3	5.5	2	0	2	1	0	5	16	12.8	
WEBER STATE	11/27/09	*	22	5	8	.625	4	6	.667	1	2	5.00	0	3	5.0	4	0	1	1	0	2	15	13.2		
at Utah State	12/02/09	*	26	2	6	.333	2	6	.333	2	2	1.000	0	0	4.2	4	0	0	0	1	8	12.3			
vs San Francisco	12/05/09	*	29	5	7	.714	3	5	.600	1	1	1.000	0	4	4.1	3	0	2	3	0	4	14	12.6		
ARIZONA STATE	12/08/09	*	26	5	9	.556	5	9	.556	2	3	.667	0	5	4.3	3	0	2	1	0	1	17	13.1		
at Fresno State	12/12/09	*	15	1	8	.125	0	5	.000	2	2	1.000	0	0	3.8	2	0	0	0	4	4	12	12.1		
WAGNER	12/17/09	*	16	1	4	.250	0	3	.000	0	0	.000	0	3	3.7	3	0	5	2	0	2	11	11.1		
EASTERN WASHINGTON	12/19/09	*	23	6	7	.857	2	3	.667	1	3	.333	2	5	7	4.0	0	4	1	0	3	15	11.5		
vs NEVADA	12/22/09	*	37	8	12	.667	5	7	.714	4	4	1.000	1	2	3.8	4	0	3	0	3	25	12.6			
vs Nebraska	12/23/09	*	35	6	9	.667	4	6	.667	7	7	1.000	0	8	4.2	1	0	3	1	0	3	23	13.4		
at Arizona	12/28/09	*	31	5	10	.500	3	7	.429	0	0	.000	1	6	7	4.4	1	0	8	0	1	2	13	13.4	
EASTERN NEW MEXICO	DNP																								
UNLV	01/06/10	*	34	3	11	.273	1	8	.125	2	2	1.000	1	2	3	4.3	1	0	1	2	0	2	9	13.1	
at UTEP	01/09/10	*	35	3	9	.333	1	6	.167	1	2	5.00	0	2	4.1	4	0	9	4	0	4	8	12.8		
at Air Force	01/13/10	*	34	8	13	.615	5	10	.500	0	0	.000	0	5	4.2	1	0	3	1	1	2	21	13.2		
COLORADO STATE	01/16/10	*	20	3	6	.500	1	4	.250	0	0	.000	1	2	3	4.1	3	0	1	2	0	3	7	12.9	
WYOMING	01/20/10	*	25	4	11	.364	1	6	.167	6	8	.750	1	4	5	4.2	4	0	3	1	1	4	15	13.0	
at San Diego State	01/23/10	*	27	1	9	.111	0	6	.000	0	0	.000	0	5	4.2	2	0	4	1	0	3	2	12.5		
at #23/rv New Mexico	01/27/10	*	32	3	10	.300	1	7	.143	1	2	5.00	0	6	6	4.3	3	0	0	0	3	8	12.2		
UTAH	01/30/10	*	34	3	10	.300	2	6	.333	0	2	0.00	2	5	7	4.6	1	0	4	0	0	6	8	12.5	
TCU	02/02/10	*	37	4	9	.444	4	8	.500	0	0	.000	2	2	4	4.4	1	0	6	1	2	2	12	12.0	
at UNLV	02/06/10	*	26	3	9	.333	1	6	.167	3	4	.750	1	2	3	4.3	3	0	1	2	0	1	10	12.0	
AIR FORCE	02/13/10	*	26	7	9	.778	4	6	.667	0	0	.000	1	4	5	4.4	0	0	3	1	0	1	18	12.2	
at Colorado State	02/17/10	*	22	6	10	.600	2	3	.667	2	3	.667	1	3	4	4.3	3	0	1	2	0	1	16	12.3	
at Wyoming	02/20/10	*	31	3	7	.429	1	4	.250	3	5	.600	0	5	4.4	1	0	2	0	1	1	10	12.3		
SAN DIEGO STATE	02/24/10	*	38	6	7	.857	1	2	.500	4	5	.800	1	6	7	4.5	3	0	0	0	5	17	12.4		
NEW MEXICO	02/27/10	*	35	3	9	.333	2	5	.400	3	4	.750	2	5	7	4.6	4	0	1	2	0	5	11	12.4	
at Utah	03/03/10	*	33	3	11	.273	3	5	.600	2	2	1.000	1	2	3	4.5	3	0	2	0	2	11	12.3		
at TCU	03/06/10	*	31	8	10	.800	5	6	.833	1	1	1.000	0	2	4.4	3	0	5	1	2	5	22	12.6		
vs #7 TCU	03/10/10	*	39	5	7	.714	4	5	.800	1	2	5.00	1	6	7	4.5	2	0	3	2	0	2	15	12.7	
Totals			32	917	136	277	.491	78	181	.431	57	76	.750	24	120	144	4.5	79	0	90	39	10	87	407	12.7

CAREER HIGHS:

POINTS: 25 vs. Nevada (2009)
 FG MADE: 8 vs. Nevada (2009), at Air Force (2010), at TCU (2010)
 FG ATT: 13 at Air Force (2010)
 FG %: .857 (6-7) vs. EWU (2009), vs. SDSU (2010)
 3FG MADE: 5, five times, last at TCU (2010)
 3FG ATT: 10 at Air Force (2010)
 3FG %: 1.000 (3-3) vs. UNM (2009)
 FT MADE: 7 vs. Air Force (2009), vs. Nebraska (2010)
 FT ATT: 9 vs. Air Force (2009)
 FT %: 1.000 (7-7) vs. Nebraska (2010)
 REB: 8 vs. Nebraska (2009)
 ASSISTS: 9 at Pepperdine (2008), at UTEP (2010)
 BLOCKS: 2, four times, last at TCU (2010)
 STEALS: 6 vs. Air Force (2009), vs. Utah (2010)
 MINUTES: 40 vs. Air Force (2009)

SEASON-HIGH POINTS (09-10):

First Half: 13 vs. Southern
 Second Half: 18 vs. Nevada
 Game: 25 vs. Nevada

Percentage Minimums -
 4 FG, 2 3FG, 3 FT Made

EMERY YEAR-BY-YEAR BYU STATS

YEAR	GP	GS	MIN	AVG	FG	FGA	PCT	3FG	FGA	PCT	FT	FTA	PCT	OFF	DEF	TOT	AVG	PF	FO	A	TO	BLK	STL	PTS	AVG
2005-06	28	6	279	10.0	28	70	.400	13	43	.302	10	13	.769	14	27	41	1.5	38	1	19	19	7	10	79	2.8
2008-09	33	32	942	28.5	85	177	.480	40	106	.377	48	65	.738	16	109	125	3.8	88	5	100	36	10	47	258	7.8
2009-10	32	32	917	28.7	136	277	.491	78	181	.431	57	76	.750	24	120	144	4.5	79	0	90	39	10	87	407	12.7
TOTAL	93	70	2138	23.0	249	524	.475	131	330	.397	115	154	.747	54	256	310	3.3	205	6	209	94	27	144	744	8.0



MICHAEL LOYD, JR.
 6-1 • 170 • sophomore • guard
 Las Vegas, Nevada

LAST OUTING: Scored 5 points and had 1 rebound, 1 assist and 1 steal vs. TCU in the MWC Quarterfinals

SUMMARY: A 6-foot-1 sophomore out of Las Vegas, Nev., Michael Loyd is an athletic player who can contribute at either guard position. He appeared in all but three games as a true freshman in 2007-08, mostly playing back-up point guard, while averaging 8.8 minutes, 2.2 points, 1.2 assists and 0.9 rebounds per game. Loyd redshirted in 2008-09. In addition to his shooting touch, he is also known as a defensive stopper who excels in the open court as he ranked in the top 10 in steals, top 20 in scoring and top 25 in assists among all players in Nevada his senior year of high school.

TRACKING LOYD, JR. IN 2009-10: Scored 5 points and had 1 rebound, 1 assist and 1 steal vs. TCU in the MWC Quarterfinals ... scored 5 points and had 3 rebounds, 2 assists and 2 steals at TCU ... scored 18 points, all in the first half, with a career-highs of 6 rebounds and 4 steals plus 3 assists at Utah ... scored a career-high 19 points, all in the second half, shooting 8-for-9 with 4 rebounds, 2 assists, 1 block and 1 steal against New Mexico ... played 4 minutes vs. San Diego State ... had 1 point and 1 assist at Wyoming ... had 1 steal in 10 minutes at Colorado State ... went for 7 points, 3 rebounds, 3 assists and 1 steal against Air Force ... scored 3 points and had 1 assist and 1 steal at UNLV ... had 1 assist in 5 minutes against TCU ... played 2 minutes against Utah ... played 2 minutes at New Mexico ... played 5 minutes at San Diego State ... saw 8 minutes of play against Wyoming ... against Colorado State, scored 4 points with 1 rebound ... had 2 rebounds and 1 assist at Air Force ... in his first career start, scored 7 points with 2 boards, 1 assist, 1 block and 1 steal in 33 minutes at UTEP ... had two key layups late, scoring 7 points with 2 boards and 2 assists against UNLV ... scored a career-high 17 points, shooting 7-of-11 from the field against Eastern New Mexico, adding 2 steals, 1 block and 1 assist in 25 minutes ... played 6 minutes at Arizona ... posted 3 points and 2 rebounds in 8 minutes vs. Nebraska ... scored 3 points in 3 minutes vs. Nevada in the HoopTV Las Vegas Classic ... had his second-straight game with 4 assists, setting a career-high 5 rebounds and scoring 3 points against Eastern Washington ... had a career-high 4 assists, had 4 points, 2 steals and 2 rebounds in 12 minutes versus Wagner ... scored 4 points, had 4 assists, 2 steals and 2 rebounds in 12 minutes versus Wagner ... had a season-high 3 assists and four points in 15 minutes at Fresno State ... posted 2 points and 2 assists in 4 minutes against Arizona State ... played 5 minutes against San Francisco ... played 11 minutes against Utah State ... against Weber State scored 5 points, handed out 1 assist and grabbed 1 steal in 19 minutes ... hit 2-of-2 three-pointers for 6 points plus 2 assists and 1 rebound against Southern ... notched 6 points in 14 minutes against Hawaii ... had 6 points, 2 rebounds and 2 assists vs. Idaho State ... scored 10 points, setting career-highs in field goal percentage (1.000, 4-of-4) and 3-point percentage (2-of-2), adding 4 rebounds and 1 steal against Bradley.

ing 3 points against Eastern Washington ... had a career-high 4 assists, had 4 points, 2 steals and 2 rebounds in 12 minutes versus Wagner ... scored 4 points, had 4 assists, 2 steals and 2 rebounds in 12 minutes versus Wagner ... had a season-high 3 assists and four points in 15 minutes at Fresno State ... posted 2 points and 2 assists in 4 minutes against Arizona State ... played 5 minutes against San Francisco ... played 11 minutes against Utah State ... against Weber State scored 5 points, handed out 1 assist and grabbed 1 steal in 19 minutes ... hit 2-of-2 three-pointers for 6 points plus 2 assists and 1 rebound against Southern ... notched 6 points in 14 minutes against Hawaii ... had 6 points, 2 rebounds and 2 assists vs. Idaho State ... scored 10 points, setting career-highs in field goal percentage (1.000, 4-of-4) and 3-point percentage (2-of-2), adding 4 rebounds and 1 steal against Bradley.

BEFORE BYU: PALO VERDE HIGH SCHOOL: Led Palo Verde High School to a share of the Sunset Northwest League title and a 21-5 overall record as a senior ... earned Sunset Northwest First Team and All-Sunset Region Second Team accolades ... averaged 16.2 points, 4.0 rebounds, 3.3 assists and 2.4 steals while helping the Panthers advance to the Sunset Regional semifinals ... led the Sunset Northwest League in steals and assists, ranked second in scoring and three-pointers made, finished third in blocks and was fifth in rebounds.

LOYD, JR. VS. UNLV

TEAM	GP	GS	MIN	AVG	FG	FGA	PCT	3FG	FGA	PCT	FT	FTA	PCT	OFF	DEF	TOT	AVG	PF	FO	A	TO	BLK	STL	PTS	AVG	W-L
2007-08	3	0	21	7.0	0	2	.000	0	0	.000	0	0	.000	0	1	1	0.3	2	0	3	3	0	1	0	0.0	1-2
2009-10	2	0	26	13.0	4	7	.571	1	3	.333	1	3	.333	0	2	2	1.0	2	0	3	3	0	1	10	5.0	1-1
TOTAL	5	0	47	9.4	4	9	.444	1	3	.333	1	3	.333	0	3	3	0.6	4	0	6	6	0	2	10	2.0	2-3

Michael Loyd, Jr. – 2009-10 Game-by-Game

Opponent	Date	GS	Min	TOTAL			3-PTS		REBOUNDS			Avg	PF	FO	A	TO	Blk	Stl	Pts	Avg				
				FG	FGA	Pct	3FG	FGA	Pct	FT	FTA										Pct	Off	Def	Tot
BRADLEY	11/13/09	22	4	4	1,000	2	2	1,000	0	1	.000	0	4	4	0	0	0	1	10	10.0				
IDAHO STATE	11/17/09	17	2	6	.333	1	4	250	1	2	.500	0	2	3	0	0	2	3	0	6	8.0			
at Hawaii	11/20/09	14	2	3	.667	2	2	1,000	0	0	.000	0	0	2	0	0	0	0	6	7.3				
SOUTHERN	11/24/09	11	2	2	1,000	2	2	1,000	0	0	.000	0	1	1	1	1	0	2	1	0	6	7.0		
WEBER STATE	11/27/09	19	2	2	1,000	0	0	.000	1	1	1,000	0	0	0	0	1	3	0	1	5	6.6			
at Utah State	12/02/09	11	0	0	.000	0	0	.000	0	0	.000	0	0	0	1	2	0	0	0	0	5.5			
vs San Francisco	12/05/09	5	0	0	.000	0	0	.000	0	0	.000	0	0	0	0	1	0	0	0	0	4.7			
ARIZONA STATE	12/08/09	4	1	3	.333	0	2	0	0	0	.000	0	0	0	0	0	0	0	1	2	4.4			
at Fresno State	12/12/09	15	2	4	.500	0	1	0	0	0	.000	0	0	0	0	0	0	3	2	0	4	4.3		
WAGNER	12/17/09	12	0	1	.000	0	0	.000	4	6	.667	0	2	2	0	9	0	4	0	2	4	4.3		
EASTERN WASHINGTON	12/19/09	19	1	3	.333	0	0	.000	1	2	.500	0	5	5	1	3	0	4	2	0	3	4.2		
vs NEVADA	12/22/09	3	1	3	.333	0	1	1,000	1	1	1,000	0	0	0	1	2	0	0	1	0	3	4.1		
vs Nebraska	12/23/09	8	1	2	.500	1	1	1,000	0	0	.000	1	1	2	1	2	1	0	0	1	0	3	4.0	
at Arizona	12/28/09	6	0	0	.000	0	0	.000	0	0	.000	0	0	0	0	1	1	0	0	0	0	3.7		
EASTERN NEW MEXICO	01/02/10	25	7	11	.636	3	6	500	1	1	1,000	0	0	0	1	1	4	1	4	1	2	17	4.6	
UNLV	01/06/10	16	3	5	.600	1	2	500	0	2	.000	0	2	2	1	2	0	2	2	0	0	7	4.8	
at UTEP	01/09/10	33	1	5	.200	1	2	500	4	6	.667	0	2	2	1	2	3	0	1	4	1	7	4.9	
at Air Force	01/13/10	15	0	0	.000	0	0	.000	0	1	1,000	0	2	2	1	2	0	1	0	0	0	0	4.6	
COLORADO STATE	01/16/10	10	2	4	.500	0	2	0	0	0	.000	0	1	1	1	2	2	0	1	0	0	4	4.6	
WYOMING	01/20/10	8	0	3	.000	0	1	0	0	0	.000	0	0	0	1	2	3	0	0	0	0	0	4.4	
at San Diego State	01/23/10	5	0	0	.000	0	0	.000	0	0	.000	0	0	0	0	1	1	0	0	0	0	0	4.1	
at #23/rv New Mexico	01/27/10	2	0	0	.000	0	0	.000	0	0	.000	0	0	0	0	1	0	0	0	0	0	0	4.0	
UTAH	01/30/10	2	0	0	.000	0	0	.000	0	0	.000	0	0	0	0	1	1	0	0	0	0	0	0	4.1
TCU	02/02/10	5	0	0	.000	0	0	.000	0	0	.000	0	0	0	0	1	0	0	0	0	0	0	0	3.6
at UNLV	02/06/10	10	1	2	.500	0	1	0	0	1	1,000	0	0	0	0	0	0	0	1	1	0	1	3	3.6
AIR FORCE	02/13/10	16	2	4	.500	0	1	0	0	3	4	750	0	3	3	1	0	0	3	1	0	1	7	3.7
at Colorado State	02/17/10	10	0	2	.000	0	2	0	0	0	.000	0	0	0	1	0	1	0	1	0	1	0	1	3.6
at Wyoming	02/20/10	7	0	1	.000	0	0	.000	1	2	.500	0	0	0	0	0	0	0	1	0	0	0	1	3.5
SAN DIEGO STATE	02/24/10	4	0	0	.000	0	0	.000	0	0	.000	0	0	0	0	0	0	0	1	0	0	0	0	3.4
NEW MEXICO	02/27/10	24	8	9	.889	1	2	500	2	2	1,000	0	4	4	1	0	3	0	2	1	1	1	19	3.9
at Utah	03/03/10	25	7	14	.500	1	1	1,000	3	4	750	1	5	6	1	2	0	0	2	2	0	4	18	4.4
at TCU	03/06/10	26	1	5	.200	0	1	0	0	3	4	750	0	3	3	1	2	0	2	1	0	2	5	4.4
vs #7 TCU	03/10/10	18	2	2	1,000	0	0	.000	1	2	.500	0	1	1	1	2	2	0	1	1	0	1	5	4.4
Totals		1	427	52	100	.520	15	36	.417	26	42	619	2	38	40	12	25	0	37	34	3	19	145	4.4

CAREER HIGHS:

POINTS: 19 vs. New Mexico (2010)
 FG MADE: 9 vs. New Mexico (2010)
 FG ATT: 14 at Utah (2010)
 FG%: 1.000 (4-4) vs. Bradley (2009)
 3FG MADE: 3 vs. ENM (2009)
 3FG ATT: 6 vs. ENM (2009)
 3FG%: 1.000 (2-2) vs. Bradley (2009),
 vs. Southern (2009)
 FT MADE: 4 vs. Wagner (2009), at
 UTEP (2010)
 FT ATT: 6 vs. Wagner (2009), at UTEP
 (2010)
 FT %: .750 vs. Pepperdine (2008), vs.
 Air Force (2010), at Utah (2010)
 REB: 6 at Utah (2010)
 ASSISTS: 4 vs. Wagner (2009), vs.
 Eastern Washington (2009)
 BLOCKS: 1, five times
 STEALS: 4 at Utah (2010)
 MINUTES: 33 at UTEP (2010)

SEASON-HIGH POINTS (09-10):

First Half: 18 at Utah
 Second Half: 19 vs. New Mexico
 Game: 19 vs. New Mexico
**Percentage Minimums –
 4 FG, 2 3FG, 3 FT Made**

LOYD, JR. YEAR-BY-YEAR BYU STATS

YEAR	GP	GS	MIN	AVG	FG	FGA	PCT	3FG	FGA	PCT	FT	FTA	PCT	OFF	DEF	TOT	AVG	PF	FO	A	TO	BLK	STL	PTS	AVG
2007-08	32	0	282	8.8	23	53	.434	8	21	.381	10	15	.667	5	23	28	0.9	17	0	37	33	2	9	64	2.0
2009-10	33	1	427	12.9	52	100	.520	15	36	.417	26	42	.619	2	38	40	1.2	25	0	37	34	3	19	145	4.4
TOTAL	65	1	709	10.9	75	153	.490	23	57	.404	36	57	.632	7	61	68	1.0	42	0	74	67	5	28	209	3.2



Logan Magnusson
 6-6 • 210 • junior • forward
 Heber City, Utah / Salt Lake CC

LAST OUTING: Did not play vs. TCU in the MWC Quarterfinals

SUMMARY: Logan Magnusson, known for his versatility and toughness, comes to BYU after achieving great success at Wasatch High School, Dixie State and Salt Lake Community College. At Wasatch he won two state titles and was twice named first-team all-state. At Dixie State his freshman year he helped lead the Rebels to the Region 18 championship game. Last season he did it all for SLCC, averaging 8.3 points, 5.6 rebounds and 3.5 assists while helping lead the Bruins to the NJCAA Division I National Title.

TRACKING MAGNUSSON IN 2009-10: Played 4 minutes at TCU ... had 1 steal at Utah ... played 1 minute against San Diego State ... at Wyoming, had 2 rebounds and 1 assist ... had 1 rebound in 4 minutes at Colorado State ... had his first career steal at Air Force, also adding 2 rebounds and 1 assist ... played 1 minute at UNLV ... hit a free throw against Utah ... converted 1 free throw with 1 board and an assist against Colorado State ... played 3 minutes at Air Force ... had career bests with 14 minutes and 6 points (2-of-3), hitting his first three-pointer, while submitting 2 rebounds and 1 assist against Eastern New Mexico ... saw 2 minutes of play at Arizona ... played 2 minutes vs Nebraska ... had 2 rebounds against Eastern Washington ... played 4 minutes versus Wagner ... played 3 minutes against San Francisco, recording 1 rebound and 1 assist ... had 1 rebound in 1 minute at Utah State ... played 1 minute against Weber State ... hit a three and had a career-high 5 boards and one assist against Southern ... saw 2 minutes of playing time at Hawaii ... scored 2 points — his first points as a Cougar — and had 3 boards against Idaho State ... against Bradley, collected 2 rebounds and 1 assist in just 2 minutes of play.

BEFORE BYU: SALT LAKE COMMUNITY COLLEGE: Started for Norm Parrish at SLCC in 2008-09 ... helped lead the Bruins to the 2009 NJCAA Division I National Title, the first in program history, and a 31-6 overall record ... SLCC defeated 4 top 10 opponents in the NJCAA National Tournament ... started in 31 of 34 games ... averaged 8.3 points, 5.6 rebounds and a team-best 3.5 assists ... shot .530 from the field, .464 from downtown and .794 from the free throw line ... named honorable mention all-region. DIXIE STATE COLLEGE: Averaged 8.8 points, 6.5 rebounds and 2.8 assists at Dixie State College while playing for Jon Judkins ... helped the Rebels to a 21-12 record and a trip to the Region 18 championship game. WASATCH HIGH SCHOOL: Played for his father, Lonnie Magnusson ... named first-team all-state by the Deseret News as a senior while averaging 15 points, 8 rebounds and 4 assists ... as a junior earned first-team all-state honors from the Deseret News while averaging 11.2 points and 6.4 rebounds ... named honorable mention all-state by the Deseret News as a sophomore ... helped lead Wasatch High School to back-to-back state titles in 2003 and 2004 ... also played for Chris Jones for the Utah Heat and for Todd Phillips for the Utah Pump-N-Run club teams.

PERSONAL: Parents are Lonnie and Lori Magnusson ... has two brothers and one sister ... older brothers Lance and Luke played basketball at Snow College ... served a mission for The Church of Jesus Christ of Latter-day Saints in Vancouver, British Columbia.

MAGNUSSON VS. UNLV

TEAM	GP	GS	MIN	AVG	FG	FGA	PCT	3FG	FGA	PCT	FT	FTA	PCT	OFF	DEF	TOT	AVG	PF	FO	A	TO	BLK	STL	PTS	AVG	W-L
2009-10	1	0	1	1.0	0	0	.000	0	0	.000	0	0	.000	0	0	0	0.0	0	0	0	1	0	0	0	0.0	0-1
TOTAL	1	0	1	1.0	0	0	.000	0	0	.000	0	0	.000	0	0	0	0.0	0	0	0	1	0	0	0	0.0	0-1

Logan Magnusson – 2009-10 Game-by-Game

Opponent	Date	GS	Min	TOTAL			3PTS		REBOUNDS							PF	FO	A	TO	Blk	Stl	Pts	Avg		
				FG	FGA	Pct	3FG	FGA	Pct	FT	FTA	Pct	Off	Def	Tot									Avg	
BRADLEY	11/13/09	2	0	1	.000	0	0	.000	0	0	0	0	.000	1	1	2	2.0	0	0	1	0	0	0	0	0.0
IDAHO STATE	11/17/09	6	1	2	.500	0	0	.000	0	0	0	0	.000	0	3	3	2.5	0	0	0	0	0	0	2	1.0
at Hawaii	11/20/09	2	0	0	.000	0	0	.000	0	0	0	0	.000	0	0	0	1.7	0	0	0	0	0	0	0	0.7
SOUTHERN	11/24/09	11	1	2	.500	1	2	.500	0	0	0	0	.000	2	3	5	2.5	0	0	1	1	0	0	3	1.3
WEBER STATE	11/27/09	1	0	0	.000	0	0	.000	0	0	0	0	.000	0	0	0	2.0	0	0	0	0	0	0	0	1.0
at Utah State	12/02/09	1	0	0	.000	0	0	.000	0	0	0	0	.000	1	1	1	1.8	0	0	0	0	0	0	0	0.8
vs San Francisco	12/05/09	3	0	1	.000	0	0	.000	0	0	0	0	.000	0	1	1	1.7	1	0	1	0	0	0	0	0.7
ARIZONA STATE	DNP																								
at Fresno State	DNP																								
WAGNER	12/17/09	4	0	0	.000	0	0	.000	0	0	0	0	.000	0	0	0	1.5	0	0	0	0	0	0	0	0.6
EASTERN WASHINGTON	12/19/09	12	0	0	.000	0	0	.000	0	0	0	0	.000	0	2	2	1.6	0	0	0	0	0	0	0	0.6
vs. NEVADA	DNP																								
vs Nebraska	12/23/09	2	0	0	.000	0	0	.000	0	0	0	0	.000	0	0	0	1.4	0	0	0	0	0	0	0	0.5
at Arizona	12/28/09	2	0	0	.000	0	0	.000	0	0	0	0	.000	0	0	0	1.3	0	0	0	0	0	0	0	0.5
EASTERN NEW MEXICO	01/02/10	14	2	3	.667	1	1	1.000	1	1	1	1	1.000	1	1	2	1.3	0	0	1	0	0	6	0.9	
UNLV	DNP																								
UTEP	DNP																								
at Air Force	01/13/10	3	0	0	.000	0	0	.000	0	0	0	0	.000	0	0	0	1.2	0	0	0	0	0	0	0	0.8
COLORADO STATE	01/16/10	3	0	0	.000	0	0	.000	1	2	500	0	1	1	1	1	1.2	1	0	1	0	0	1	0.9	
WYOMING	DNP																								
at San Diego State	DNP																								
at #23/rv New Mexico	DNP																								
UTAH	01/30/10	1	0	0	.000	0	0	.000	1	2	.500	0	0	0	0	0	1.1	0	0	0	0	0	0	1	0.9
TCU	DNP																								
at UNLV	02/06/10	1	0	0	.000	0	0	.000	0	0	0	0	.000	0	0	0	1.1	0	0	0	1	0	0	0	0.8
AIR FORCE	02/13/10	9	0	0	.000	0	0	.000	0	0	0	0	.000	0	2	2	1.1	0	0	1	0	0	1	0	0.8
at Colorado State	02/17/10	4	0	0	.000	0	0	.000	0	0	0	0	.000	0	1	1	1.1	0	0	1	0	0	0	0	0.7
at Wyoming	02/20/10	1	0	0	.000	0	0	.000	0	0	0	0	.000	0	2	2	1.2	0	0	1	0	0	0	0	0.7
SAN DIEGO STATE	02/24/10	1	0	0	.000	0	0	.000	0	0	0	0	.000	0	0	0	1.1	0	0	0	0	0	0	0	0.7
NEW MEXICO	DNP																								
at Utah	03/03/10	2	0	0	.000	0	0	.000	0	0	0	0	.000	0	0	0	1.0	0	0	0	0	0	1	0	0.6
at TCU	03/06/10	4	0	1	.000	0	1	.000	0	0	0	0	.000	0	0	0	1.0	0	0	0	1	0	0	0	0.6
vs. TCU	DNP																								
Totals		0	89	4	10	.400	2	4	.500	3	5	600	4	18	22	1.0	2	0	7	4	0	2	13	0.6	

CAREER HIGHS

POINTS: 6 vs. Eastern New Mexico [2009]
 FG MADE: 2 vs. ENM [2009]
 FG ATT: 3 vs. ENM [2009]
 FG %:
 3FG MADE: 1 vs. ENM [2009]
 3FG ATT: 1 vs. ENM [2009]
 3FG %:
 FT MADE: 1 vs. ENM [2009]
 FT ATT: 2 vs. Colorado St. [2010]
 FT %:
 REB: 5 vs. Southern [2009]
 ASSISTS: 1, seven times [2009-10]
 STEALS: 1 vs. Air Force (2010), at Utah (2010)
 BLOCKS:
 MINUTES: 14 vs. ENM [2009]

SEASON-HIGH POINTS (09-10):

First Half:
 Second Half: 6 vs. Eastern New Mexico
 Game: 6 vs. Eastern New Mexico

Percentage Minimums –
 4 FG, 2 3FG, 3 FT Made



Brock Zylstra
 6-6 • 210 • freshman • guard/forward
 La Verne, Calif. / Bonita HS

LAST OUTING: Did not play vs. TCU in the MWC Quarterfinals

SUMMARY: Brock Zylstra is part of a competitive group of young wing players on the Cougar roster. The freshman has good size and is a proven all-around player out of Bonita High School in La Verne, Calif., where he averaged 22 points, 12 rebounds three steals and one block as a senior while earning his second Miramonte League MVP award.

TRACKING ZYLSTRA IN 2009-10: Scored 2 points at TCU ... played 3 minutes at Utah ... played 1 minute and scored 2 points against San Diego State ... scored 2 points and had 1 rebound at Wyoming ... had 1 rebound in 2 minutes at Colorado State ... made a free throw in 8 minutes of play against Air Force ... played 3 minutes and had one assist against Colorado State ... hit a free throw in 2 minutes at Air Force ... saw the most time of his BYU career against Eastern New Mexico, setting new career highs with 15 minutes, 5 points, 5 rebounds, 1 assist and 1 steal ... had 1 rebound in 1 minute against Arizona ... grabbed a new career-high 4 rebounds and scored 2 points against Eastern Washington ... recorded his first career block in four minutes against Wagner ... played 2 minutes against San Francisco ... played 1 minute against Utah State ... played 1 minute against Weber State ... scored one field goal on a fast break layup and added 1 rebound against Southern ... scored his first points as a Cougar on a field goal against Hawaii ... played 2 minutes against Idaho State.

BEFORE BYU: BONITA HIGH SCHOOL: Averaged 22 points, 12 rebounds, three steals and one block per game as a senior at Bonita HS ... named first-team All-CIF as both a junior and a senior ... selected as the Most Valuable Player of the Miramonte League for the second year in a row and

the league Player of the Year by the San Gabriel Valley Tribune in addition to being named first-team All-League by the Inland Valley Daily Bulletin as a senior ... also named the team MVP and school Athlete of the Year after breaking school records in scoring, three-pointers made and steals ... jersey retired following the 2005-06 season ... Miramonte League MVP as a junior ... also earned first-team All-San Gabriel Valley (Tribune) and second-team All-Inland Valley (Daily Bulletin) recognition ... multiple tournament MVP and all-tournament citations ... coached by Greg Eckler ... also named all-league twice in golf ... active in choir, Boy's Athletic Association and Letterman's Club ... named to the Principal's Honor Roll all four years ... received the Order of Merit for students above a 4.0 GPA and the President's Award for Educational Excellence ... Exemplary and Life member of the California Scholastic Federation.

PERSONAL: Parents are Dave and Maxine Zylstra ... served a mission for The Church of Jesus Christ of Latter-day Saints in New Zealand ... dad played football and basketball in college ... began playing basketball at the age of five ... enjoys golf ... sports hero is Tiger Woods because no athlete in recent memory has dominated a sport like he has ... recruited by Yale, Harvard, UC Davis, UC Irvine, UC Santa Barbara and Dartmouth ... pre-business management major.

ZYLSTRA VS. UNLV

TEAM	GP	GS	MIN	AVG	FG	FGA	PCT	3FG	FGA	PCT	FT	FTA	PCT	OFF	DEF	TOT	AVG	PF	FO	A	TO	BLK	STL	PTS	AVG	W-L
DNP																										

Brock Zylstra – 2009-10 Game-by-Game

Opponent	Date	GS	Min	TOTAL			3PTS		REBOUNDS							PF	FO	A	TO	Blk	Stl	Pts	Avg			
				FG	FGA	Pct	3FG	FGA	Pct	FT	FTA	Pct	Off	Def	Tot									Avg		
BRADLEY	Did Not Play																									
IDAHO STATE	11/17/09	2	0	0	.000	0	0	.000	0	0	.000	0	0	0	0	0	0.0	1	0	0	0	0	0	0	0.0	
at Hawai'i	11/20/09	1	1	1	1.000	0	0	.000	0	0	.000	0	0	0	0	0	0.0	0	0	0	0	0	0	2	1.0	
SOUTHERN	11/24/09	5	1	3	.333	0	1	.000	0	0	.000	0	1	1	0.3	0	0	0	0	0	0	0	0	2	1.3	
WEBER STATE	11/27/09	1	0	0	.000	0	0	.000	0	0	.000	0	0	0	0	0	0.3	0	0	0	0	0	0	0	1.0	
at Utah State	12/02/09	1	0	0	.000	0	0	.000	0	0	.000	0	0	0	0	0.2	0	0	0	0	0	0	0	0	0.8	
vs San Francisco	12/05/09	2	0	0	.000	0	0	.000	0	0	.000	0	0	0	0	0.2	0	0	0	0	0	0	0	0	0.7	
ARIZONA STATE	DNP																									
at Fresno State	DNP																									
WAGNER	12/17/09	4	0	1	.000	0	1	.000	0	0	.000	0	0	0	0.1	1	0	0	0	1	0	0	0	0	0.6	
EASTERN WASHINGTON	12/19/09	6	1	3	.333	0	0	.000	0	0	.000	1	3	4	0.6	0	0	1	0	0	0	0	2	0.8		
vs. NEVADA	DNP																									
vs Nebraska	12/23/09	0	0	0	.000	0	0	.000	0	0	.000	0	0	0	0.6	0	0	0	0	0	0	0	0	0	0.7	
at Arizona	12/28/09	1	0	0	.000	0	0	.000	0	0	.000	0	1	1	0.6	0	0	0	0	0	0	0	0	0	0.6	
EASTERN NEW MEXICO	01/02/10	15	1	3	.333	0	0	.000	3	4	.750	0	5	5	1.0	0	0	1	1	0	1	5	1.0			
UNLV	DNP																									
UTEP	DNP																									
at Air Force	01/13/10	2	0	0	.000	0	0	.000	1	2	.500	0	0	0	0.9	0	0	0	0	0	0	0	1	1.0		
COLORADO STATE	01/16/10	3	0	0	.000	0	0	.000	0	0	.000	0	0	0	0.8	0	0	1	0	0	0	0	0	0.9		
WYOMING	DNP																									
at San Diego State	DNP																									
at #23/rv New Mexico	DNP																									
UTAH	DNP																									
TCU	DNP																									
UNLV	DNP																									
AIR FORCE	02/13/10	8	0	1	.000	0	0	.000	1	2	.500	0	0	0	0.8	1	0	0	1	0	0	0	1	0.9		
at Colorado State	02/17/10	2	0	0	.000	0	0	.000	0	0	.000	0	1	1	0.8	0	0	0	1	0	0	0	0	0.9		
at Wyoming	02/20/10	1	1	2	.500	0	0	.000	0	0	.000	1	0	1	0.8	0	0	0	0	0	0	0	2	0.9		
SAN DIEGO STATE	02/24/10	1	1	1	1.000	0	0	.000	0	0	.000	0	0	0	0.8	0	0	0	0	0	0	0	2	1.0		
NEW MEXICO	DNP																									
at Utah	03/03/10	3	0	1	.000	0	0	.000	0	0	.000	0	0	0	0.7	1	0	0	0	0	0	0	0	0.9		
at TCU	03/06/10	4	1	2	.500	0	1	.000	0	0	.000	0	0	0	0.7	0	0	0	0	0	0	0	2	1.0		
vs. TCU	DNP																									
Totals		0	62	7	18	.389	0	3	.000	5	8	.625	2	11	13	0.7	4	0	2	4	1	1	19	1.0		

CAREER HIGHS

POINTS: 5 vs. Eastern New Mexico [2009]
 FG MADE: 1, six times [2009]
 FG ATT: 3, three times [2009]
 FG %:
 FT MADE: 3 vs. ENM [2009]
 FT ATT: 4 vs. ENM [2009]
 FT %: .750 [3/4] ENM [2009]
 REB: 5 vs. ENM [2009]
 ASSISTS: 1 vs. ENM
 STEALS: 1 vs. ENM
 BLOCKS: 1 vs. Wagner [2009]
 MINUTES: 15 vs. ENM

SEASON-HIGH POINTS (09-10):

First Half: 2 vs. Eastern New Mexico
 Second Half: 3 vs. Eastern New Mexico
 Game: 5 vs. Eastern New Mexico

Percentage Minimums -
 4 FG, 2 3FG, 3 FT Made



JAMES ANDERSON
 6-10 • 230 • sophomore • forward/center
 Page, Ariz.

LAST OUTING: Did not play vs. TCU in the MWC Quarterfinals

SUMMARY: A 6-foot-10 forward/center from Page, Ariz., Anderson is known for his athleticism, hard work and ability to run the floor. The McDonald's High School All-America nominee redshirted in 2007-08 after returning from a two-year mission for The Church of Jesus Christ of Latter-day Saints to Guatemala City. In 2008-09 he developed into a consistent post player off the bench, averaging 2.5 points and 1.6 rebounds. Anderson developed as a shot blocker, turning back 15 shots and blocking more than one shot in five games.

TRACKING ANDERSON IN 2009-10: Played 3 minutes at TCU ... scored on a dunk at Utah ... saw action against San Diego State ... totaled 1 assist and 1 rebound at Wyoming ... had 1 block in 4 minutes at Colorado State ... scored 4 points against Air Force ... had 2 points and 1 rebound at UNLV ... against TCU, had 4 points, 3 boards, 1 block and 1 assist in 10 minutes ... had 1 block and 1 rebound at New Mexico ... played 2 minutes at SDSU ... recorded 1 block, 1 point and 1 rebound against Colorado State ... at Air Force, played 1 minute ... played 1 minute against UNLV ... against Eastern New Mexico, scored 2 points, grabbed 1 rebound and had 1 assist ... scored 2 points in 4 minutes at Arizona ... had 1 point and 1 rebound in 2 minutes vs. Nebraska ... played 3 minutes vs. Nevada ... against Eastern Washington, had 4 rebounds and 2 points ... scored 7 points and grabbed 5 rebounds, both season highs, in only 6 minutes against Wagner ... played 3 minutes at Fresno State ... against San Francisco, grabbed 1 rebound in 4 minutes of action ... played 2 minutes at Utah State ... had 1 rebound in 2 minutes of action against Weber State ... against Southern, scored 4 points, had 2 blocks, 1 rebound and a career-high 2 steals ... nabbed 4 rebounds in 10 minutes at Hawaii ... scored 3 points and had 2 rebounds against Idaho State ... saw 2 minutes of action against Bradley.

BEFOR BYU: PAGE HIGH SCHOOL: McDonald's All-America nominee ... named first-team all-state as a senior after leading his team to a 25-4 overall record and the Grand Canyon Region Championship for the fourth straight year ... also named the Grand Canyon Region Player of the Year and the Navajo Times Four Corners All-Area Player of the Year ... averaged 17 points, nine rebounds and six blocks per game ... set a state record with 14 blocks in a game ... Elite Eight in the state tournament ... averaged 14 points, eight rebounds and five blocks as a junior while pacing his team to a 26-3 overall record, Grand Canyon Region Championship and Elite Eight state tournament appearance ... named first-team all-state, Grand Canyon All-Region First Team and Navajo Times Four Corners All-Area First Team ... father Aaron Anderson was also his high school coach ... graduated in the top 10 in his class with a 3.8 GPA.

PERSONAL: Parents are Aaron and Julie Anderson ... has three sisters ... wife's name is Stephanie ... served a two-year mission for The Church of Jesus Christ of Latter-day Saints in the Guatemala City North Mission from May 2005 to May 2007 ... favorite food is lasagna ... enjoys March Madness, boating and playing the guitar ... sports hero is Michael Jordan ... also recruited by Oregon State and Wyoming.

ANDERSON VS. UNLV

TEAM	GP	GS	MIN	AVG	FG	FGA	PCT	3FG	FGA	PCT	FT	FTA	PCT	OFF	DEF	TOT	AVG	PF	FO	A	TO	BLK	STL	PTS	AVG	W-L
2009-10	2	0	2	1.0	1	2	.500	0	0	.000	0	0	.000	0	1	1	0.5	3	0	0	0	0	0	2	1.0	1-1
TOTAL	2	0	2	1.0	1	2	.500	0	0	.000	0	0	.000	0	1	1	0.5	3	0	0	0	0	0	2	1.0	1-1

James Anderson – 2009-10 Game-by-Game

Opponent	Date	GS	Min	TOTAL			3PTS			REBOUNDS			PF	FO	A	TO	Blk	Stl	Pts	Avg					
				FG	FGA	Pct	3FG	FGA	Pct	FT	FTA	Pct									Off	Def	Tot		
BRADLEY	11/13/09		2	0	0	.000	0	0	.000	0	0	0	0	0	0	0	0	0	0	0	0.0				
IDAHO STATE	11/17/09		4	1	1	1.000	0	0	.000	1	2	500	1	1	2	1.0	0	0	0	3	1.5				
at Hawaii'i	11/20/09		10	0	1	.000	0	0	.000	0	0	.000	3	1	4	2.0	2	0	0	0	1.0				
SOUTHERN	11/24/09		6	2	3	.667	0	0	.000	0	0	.000	1	0	1	1.8	2	0	1	2	1.8				
WEBER STATE	11/27/09		2	0	0	.000	0	0	.000	0	0	.000	0	1	1	1.6	0	0	0	0	1.4				
at Utah State	12/02/09		2	0	0	.000	0	0	.000	0	0	.000	0	0	1.3	1	0	0	0	0	1.2				
vs San Francisco	12/05/09		4	0	2	.000	0	0	.000	0	0	.000	0	1	1	1.3	1	0	0	0	0	1.0			
ARIZONA STATE	DNP																								
at Fresno State	12/12/09		3	0	0	.000	0	0	.000	0	0	.000	0	0	1.1	1	0	0	1	0	0	0	0.9		
WAGNER	12/17/09		6	2	2	1.000	0	0	.000	3	4	.750	1	4	5	1.6	2	0	0	0	0	7	1.6		
EASTERN WASHINGTON	12/19/09		8	1	1	1.000	0	0	.000	0	0	.000	1	3	4	1.8	3	0	1	0	2	1.6			
vs NEVADA	12/22/09		3	0	0	.000	0	0	.000	0	0	.000	0	0	1.6	1	0	1	0	0	0	1.5			
vs Nebraska	12/23/09		2	0	1	.000	0	0	.000	1	2	500	1	0	1	1.6	0	0	0	0	1	1.4			
at Arizona	12/28/09		4	1	2	.500	0	0	.000	0	0	.000	0	0	1.5	2	0	0	0	0	2	1.5			
EASTERN NEW MEXICO	01/02/10		7	1	2	.500	0	0	.000	0	0	.000	1	0	1	1.4	0	0	1	0	0	2	1.5		
UNLV	01/06/10		1	0	1	.000	0	0	.000	0	0	.000	0	0	1.3	0	0	0	0	0	0	1.4			
at UTEP	01/09/10		1	0	0	.000	0	0	.000	0	0	.000	0	0	1.3	0	0	0	0	0	0	1.3			
at Air Force	01/13/10		1	0	0	.000	0	0	.000	0	0	.000	0	0	1.2	0	0	0	0	0	0	1.2			
COLORADO STATE	01/16/10		3	0	0	.000	0	0	.000	1	3	.333	0	1	1	1.2	0	0	0	1	0	1	1.2		
WYOMING	DNP																								
at San Diego State	01/23/10		2	0	0	.000	0	0	.000	0	0	.000	0	0	1.1	1	0	0	0	0	0	0	1.2		
at #23/rv New Mexico	01/27/10		5	0	0	.000	0	0	.000	0	0	.000	0	1	1	1.1	3	0	0	0	1	0	1.1		
UTAH	DNP																								
TCU	02/02/10		10	1	3	.333	0	0	.000	2	2	1.000	2	1	3	1.2	1	0	1	1	1	0	4	1.2	
at UNLV	02/06/10		1	1	1	1.000	0	0	.000	0	0	.000	0	1	1	1.2	3	0	0	0	0	0	2	1.3	
AIR FORCE	02/13/10		4	1	2	.500	0	0	.000	2	2	1.000	0	0	1.1	1	0	0	0	0	0	4	1.4		
at Colorado State	02/17/10		4	0	0	.000	0	0	.000	0	0	.000	0	0	1.1	3	0	0	1	0	0	0	1.3		
at Wyoming	02/20/10		4	0	2	.000	0	0	.000	0	0	.000	1	0	1.1	1	0	1	0	0	0	0	1.3		
SAN DIEGO STATE	02/24/10		0	0	0	.000	0	0	.000	0	0	.000	0	0	1.0	0	0	0	0	0	0	0	0	1.2	
NEW MEXICO	DNP																								
at Utah	03/03/10		2	1	1	1.000	0	0	.000	0	0	.000	0	0	1.0	1	0	0	0	0	0	2	1.3		
at TCU	03/06/10		3	0	0	.000	0	0	.000	0	0	.000	0	0	1.0	0	0	0	0	0	0	0	0	1.2	
vs. TCU	DNP																								
Totals			0	104	12	25	.480	0	0	.000	10	15	.667	12	15	27	1.0	31	0	3	5	4	2	34	1.2

CAREER HIGHS:

POINTS: 16 vs CSU (2009)
 FG MADE: 8 vs CSU (2009)
 FG ATT: 11 vs CSU (2009)
 FG %: .727 (8-11) vs CSU (2009)
 3FG MADE: -
 3FG ATT: -
 3FG %: -
 FT MADE: 3 vs Wagner (2009)
 FT ATT: 5 vs Boise State (2008)
 FT %: .750 (3-4) vs Wagner (2009)
 REB: 7 vs Boise State (2008), vs CSU (2009)
 ASSISTS: 2 vs Boise State (2008)
 BLOCKS: 5 vs Boise State (2008)
 STEALS: 2 vs Boise State (2008), Southern (2009)
 MINUTES: 27 vs Boise State (2008)

SEASON-HIGH POINTS (09-10):

First Half: 4 vs. TCU
 Second Half: 7 vs. Wagner
 Game: 7 vs. Wagner

Percentage Minimums -
 4 FG, 2 3FG, 3 FT Made

ANDERSON YEAR-BY-YEAR BYU STATS

YEAR	GP	GS	MIN	AVG	FG	FGA	PCT	3FG	FGA	PCT	FT	FTA	PCT	OFF	DEF	TOT	AVG	PF	FO	A	TO	BLK	STL	PTS	AVG
2008-09	27	0	204	7.6	31	55	.564	0	0	.000	6	18	.333	18	25	43	1.6	51	1	5	6	15	6	68	2.5
2009-10	28	0	104	3.7	12	25	.480	0	0	.000	10	15	.667	12	15	27	1.0	31	0	3	5	4	2	34	1.2
TOTAL	55	0	308	5.6	43	80	.538	0	0	.000	16	33	.485	30	40	70	1.3	82	1	8	11	19	8	102	1.9



Tyler Haws
6-5 • 200 • freshman • guard
Alpine, Utah / Lone Peak HS

LAST OUTING: Had 8 points, 2 rebounds and 1 assist and hit 6-of-6 from the free throw line vs. TCU in the MWC Quarterfinals

SUMMARY: One of the most successful high school basketball players in the state of Utah, Tyler Haws is a versatile and high-energy wing player. Known for his shooting ability, Haws is only the second player in state history to be named Mr. Basketball twice. He led Lone Peak High School to two state titles and a runnerup finish and concluded his career at Lone Peak as the all-time leading scorer with 1,772 points.

TRACK HAWS IN 2009-10: Had 8 points, 2 rebounds and 1 assist and hit 6-of-6 from the free throw line vs. TCU in the MWC Quarterfinals ... scored 2 points at TCU ... had 6 points, 6 rebounds, 3 assists and 1 steal at Utah ... scored 18 points and had 2 assists and 1 rebound against New Mexico ... Hit 8-of-8 from the free throw line for 10 points while adding 5 rebounds, 4 assists and 2 steals ... made 10-of-10 free throws and scored 22 points, adding 8 rebounds, 2 assists and 1 steal at Wyoming ... posted 4 points, 2 boards and 2 assists at Colorado State ... scored 16 points and added a career-high 4 steals to go with 2 rebounds and 2 assists against Air Force ... at UNLV, had 5 points and 3 boards ... had 4 rebounds in 12 minutes against TCU ... scored 15 points on 7-for-11 shooting, grabbing 7 rebounds with 1 assist and 1 steal against Utah ... had 7 points, 7 rebounds, 3 assists and 2 steals at New Mexico ... shot 6-of-10 and had three treys for 17 points at San Diego State while also totaling 2 rebounds and 2 assists in 32 minutes ... shot a career-best 8-of-12 from the field with career-bests 4 treys and 24 points against Wyoming, adding a team-high 6 boards and 1 block ... scored 11 points with 2 assists and 2 rebounds versus Colorado State ... had 10 points, 3 rebounds, 2 assists and 1 block at Air Force ... matched his career highs in points and rebounds with 20 points and 11 boards for his second-career double-double at UTEP, adding 2 assists and 1 steal in 36 minutes ... had 12 points, 6 rebounds, 3 assists and 2 steals against UNLV ... had 8 points, 6 rebounds, 2 assists, 1 steal and 1 block against Eastern New Mexico ... scored 12 points on 5-of-8 shooting, adding 3 rebounds and 1 steal in 32 minutes at Arizona ... named to the HoopTV Las Vegas Classic all-tournament team after averaging 13.5 points, 3.5 rebounds and 1.5 assists

while shooting .833 from the field and 1.000 from the free throw line ... scored 7 points on 3-of-5 shooting vs. Nebraska and added 4 rebounds and 1 assist ... registered a career-high 20 points on career-best shooting marks of 7-of-7 from the field and 6-of-6 from the free throw line while adding 2 assists and 3 rebounds ... scored 14 points (5-of-6), adding 7 rebounds and 3 steals against Eastern Washington ... shot 6-for-12 from the field to lead all scorers against Wagner with 16 points, added 5 rebounds and 1 assist ... set new career highs with 7 field goals and 11 field goal attempts, tying his career best with 17 points, adding 4 rebounds and 1 assist in 36 minutes against Fresno State ... had a career night against Arizona State, setting new personal highs in minutes (37), rebounds (11), points (17), field goals made and attempted (5-for-10), free throws made and attempted (6-for-6) in addition to 3 assists. ... shot 5-of-8 to tie his career high of 12 points against San Francisco ... had totals of 8 points, 3 rebounds, and 1 steal at Utah State ... against Weber State, had 5 points, 3 rebounds, 2 steals, and 1 assist ... added 5 points, 4 rebounds and a steal in a win over Southern ... upped his scoring total for the third straight game, scoring 12 points with 1 assist and 1 steal as a starter against Hawaii ... against Idaho State hit 4-of-7 from the field for 9 points to go with 5 rebounds and career highs of 6 assists, 2 blocks and 1 steal ... in inaugural collegiate contest, took in a team-high 7 rebounds against Bradley, adding 4 points and 2 assists in 19 minutes.

BEFORE BYU: LONE PEAK HIGH SCHOOL: Played for Quincy Lewis at Lone Peak High School where he was the all-time leading scorer (1,772 points) ... named Deseret News Mr. Basketball as a junior and senior, only the second in the history of the state to earn the honor in back-to-back years ... named 5A state MVP as a junior and senior by the Salt Lake Tribune and as a sophomore by the Deseret News ... led Lone Peak to state titles as a sophomore and junior and a second-place finish as a senior.

HAWS VS. UNLV

TEAM	GP	GS	MIN	AVG	FG	FGA	PCT	3FG	FGA	PCT	FT	FTA	PCT	OFF	DEF	TOT	AVG	PF	FO	A	TO	BLK	STL	PTS	AVG	WL
2009-10	2	2	59	29.5	5	17	.294	2	4	.500	5	6	.833	6	3	9	4.5	4	0	3	1	0	2	17	8.5	1-1
TOTAL	2	2	59	29.5	5	17	.294	2	4	.500	5	6	.833	6	3	9	4.5	4	0	3	1	0	2	17	8.5	1-1

HAWS'S CAREER HONORS

- 2010 All-MWC Third Team
- 2009 HoopTV Las Vegas Classic All-Tournament

Tyler Haws – 2009-10 Game-by-Game

Opponent	Date	GS	Min	TOTAL		3PTS		REBOUNDS		Pct	FT	FTA	Pct	OFF	DEF	Tot	Avg	PF	FO	A	TO	Blk	Stl	Pts	Avg
				FG	FGA	Pct	3FG	FGA	Pct																
BRADLEY	11/13/09		19	0	2	.000	0	0	.000	4	6	.667	2	5	7	7.0	3	0	2	0	0	0	0	4	4.0
IDAHO STATE	11/17/09		24	4	7	.571	0	3	.000	1	1	1.000	0	5	5	6.0	4	0	6	0	2	1	9	6.5	
at Hawaii	11/20/09	*	25	4	9	.444	0	2	.000	4	4	1.000	0	0	0	4.0	3	0	1	1	0	1	12	8.3	
SOUTHERN	11/24/09	*	23	2	7	.286	0	1	.000	1	1	1.000	1	3	4	4.0	0	0	0	1	0	1	5	7.5	
WEBER STATE	11/27/09	*	23	1	5	.200	0	0	.000	3	4	.750	2	1	3	3.8	0	0	1	2	0	2	5	7.0	
at Utah State	12/02/09	*	26	4	7	.571	0	1	.000	2	1	1.000	2	1	3	3.7	2	0	0	1	0	1	8	7.2	
vs San Francisco	12/05/09	*	26	5	8	.625	0	3	.000	2	2	1.000	0	0	0	3.1	2	0	0	1	0	0	12	7.9	
ARIZONA STATE	12/08/09	*	37	5	10	.500	1	3	.333	6	6	1.000	5	6	11	4.1	1	0	3	2	0	0	17	9.0	
at Fresno State	12/12/09	*	36	7	11	.636	3	5	.600	0	0	0.000	1	3	4	4.1	3	0	1	3	0	0	0	17	9.9
WAGNER	12/17/09	*	22	6	12	.500	1	3	.333	3	3	1.000	1	4	5	4.2	2	0	1	1	0	0	16	10.5	
EASTERN WASHINGTON	12/19/09	*	19	5	6	.833	2	2	1.000	2	2	1.000	3	4	7	4.5	0	0	2	0	3	14	10.8		
vs NEVADA	12/22/09	*	34	7	7	1.000	0	0	0.000	6	6	1.000	0	3	3	4.3	0	2	1	0	0	0	20	11.6	
vs Nebraska	12/23/09	*	33	3	5	.600	1	2	.500	0	0	0.000	1	3	4	4.3	2	0	1	2	0	0	7	11.2	
at Arizona	12/28/09	*	32	5	8	.625	2	4	.500	0	0	0.000	2	1	3	4.2	3	0	0	1	0	1	12	11.3	
EASTERN NEW MEXICO	01/02/10	*	20	3	6	.500	0	1	.000	2	3	.667	0	6	4.3	2	0	2	4	1	1	8	11.1		
UNLV	01/06/10	*	30	3	9	.333	1	1	1.000	5	6	.833	4	2	6	4.4	3	0	3	0	0	2	12	11.1	
at UTEP	01/09/10	*	36	5	9	.556	1	1	1.000	9	10	.900	3	8	11	4.8	2	0	2	2	0	1	20	11.6	
at Air Force	01/13/10	*	28	4	7	.571	0	3	.000	2	2	1.000	0	3	3	4.7	0	0	2	3	1	0	10	11.6	
COLORADO STATE	01/16/10	*	25	3	5	.600	1	2	.500	4	4	1.000	0	2	2	4.6	0	0	2	0	0	0	11	11.5	
WYOMING	01/20/10	*	35	8	12	.667	4	5	.800	4	4	1.000	4	2	6	4.7	0	0	2	1	0	2	24	12.2	
at San Diego State	01/23/10	*	32	6	10	.600	3	4	.750	2	2	1.000	1	1	2	4.5	0	0	2	1	0	0	17	12.4	
at #23/rv New Mexico	01/27/10	*	28	3	8	.375	0	1	.000	1	2	.500	2	5	7	4.6	1	0	3	2	0	2	7	12.1	
UTAH	01/30/10	*	33	7	11	.636	0	1	.000	1	2	.500	3	4	7	4.7	1	0	1	0	0	0	15	12.7	
TCU	02/02/10	*	12	0	4	.000	0	2	.000	0	0	0.000	0	4	4	4.7	0	0	0	0	0	0	0	0	11.8
at UNLV	02/06/10	*	29	2	8	.250	1	3	.333	0	0	0.000	2	1	3	4.6	1	0	0	1	0	0	5	11.5	
AIR FORCE	02/13/10	*	25	5	8	.625	1	2	.500	5	6	.833	1	2	4.5	2	0	2	3	0	4	16	11.7		
at Colorado State	02/17/10	*	16	2	5	.400	0	2	.000	0	0	0.000	0	2	2	4.4	2	0	2	1	0	0	4	11.4	
at Wyoming	02/20/10	*	33	6	15	.400	0	2	.000	10	10	1.000	2	6	8	4.6	1	0	2	1	0	2	22	11.8	
SAN DIEGO STATE	02/24/10	*	26	1	7	.143	0	0	.000	8	8	1.000	2	3	5	4.6	2	0	4	1	0	2	10	11.7	
NEW MEXICO	02/27/10	*	36	5	13	.385	3	8	.375	5	5	1.000	1	0	1	4.5	0	0	2	1	0	0	18	11.9	
at Utah	03/03/10	*	28	1	6	.167	0	1	.000	4	4	1.000	2	4	6	4.5	3	0	3	1	0	1	6	11.7	
at TCU	03/06/10	*	8	1	1	1.000	0	0	0.000	0	0	0.000	0	0	0	4.4	2	0	0	0	0	0	2	11.4	
vs #7 TCU	03/10/10	*	15	1	4	.250	0	0	.000	6	6	1.000	1	1	2	4.3	2	0	1	0	0	0	8	11.3	
Totals			31	874	124	252	.492	25	68	.368	100	110	.909	48	94	142	4.3	49	0	51	41	5	25	373	11.3

CAREER HIGHS

- POINTS: 24 vs. Wyoming (2010)
- FG MADE: 8 vs. Wyoming (2010)
- FG ATT: 15 at Wyoming (2010)
- FG %: 1.000 (7-7) vs. Nevada (2009)
- 3FG MADE: 4 vs. Wyoming (2010)
- 3FG ATT: 5 vs. Wyoming (2010)
- 3FG%: .800 (4-5) vs. Wyoming (2010)
- FT MADE: 10 at Wyoming (2010)
- FT ATT: 10 at UTEP (2010), at Wyoming (2010)
- FT %: 1.000 (10-10) at Wyoming (2010)
- REB: 11 vs. Arizona St (2009), at UTEP (2010)
- ASSISTS: 6 vs. Idaho St (2009)
- STEALS: 4 vs. Air Force (2010)
- BLOCKS: 2 vs. Idaho St (2009)
- MINUTES: 37 vs. Arizona St (2009)

SEASON-HIGH POINTS (09-10):

- First Half: 12 vs. Eastern Washington, vs. Nevada, at Wyoming
- Second Half: 14 at UTEP, vs. Wyoming
- Game: 24 vs. Wyoming

Percentage Minimums –
 4 FG, 2 3FG, 3 FT Made



JIMMER FREDETTE
6-2 • 190 • junior • guard
Glens Falls, N.Y.

LAST OUTING: Set MWC Tournament records with 45 points and 23-of-24 shooting from the free throw line while adding 4 rebounds and 6 assists vs. TCU in the MWC Quarterfinals

SUMMARY: A prolific scorer, guard Jimmer Fredette is a tough, hard-nosed competitor who was ranked by ESPN.com among the nation's top 75 high school shooting guards. Known for his shooting touch, Fredette set the league scoring record at Glens Falls High School (Glens Falls, N.Y.) with 2,404 career points.

TRACKING FREDETTE IN 2009-10: Set MWC Tournament records with 45 points and 23-of-24 shooting from the free throw line while adding 4 rebounds and 6 assists vs. TCU in the MWC Quarterfinals ... scored 18 points with 5 assists and 2 steals at TCU ... converted 6-of-6 free throws, finishing with 8 points and 5 rebounds at Utah ... scored 26 points while hitting 4-of-8 from three and adding 6 rebounds and 5 assists vs. San Diego State ... scored 22 points, shooting 7-for-14 from the field, 3-for-6 from three and 5-for-5 from the charity stripe, adding 4 assists and 1 rebound at Wyoming ... shot 12-of-22 from the field, 6-of-10 from three and 6-of-7 from the free throw line for 36 points while adding 5 boards, 6 assists and 1 steal at Colorado State ... had 9 points, 6 assists and 1 rebound against Air Force ... scored 21 points (11-for-13 FT) and had 7 rebounds, 6 assists and 2 steals at UNLV ... made four three-pointers and all six free throws on the way to 26 points against TCU while gaining 4 rebounds, 3 assists and 1 steal in 29 minutes ... scored 36 points (11-for-23 FG, 4-for-5 3FG, 10-for-12 FT), the most-ever by a Cougar against Utah, with 4 rebounds, 2 assists and 1 steal in 35 minutes ... at New Mexico, had a game-high 27 points, shooting 8-of-21, 4-of-6 from three and 7-of-7 from the free throw line with 7 assists, 1 steal and 1 rebound ... scored 33 points, shooting 11-of-19 FG, 5-of-8 3FG and 6-of-6 FT at San Diego State in addition to 5 assists, 3 boards, 1 block and 1 steal in 38 minutes ... against Wyoming, had 11 points, 6 rebounds, 3 assists and 2 steals ... had a game-high 21 points to go with 4 assists and 2 rebounds versus Colorado State ... set a new BYU record for most points in a single game, scoring 49 at Arizona, breaking Bob Skousen's mark of 47 set against UCLA in 1961 ... total was the most points scored at the McKale Center and tied for the most ever by a Mountain West Conference player ... hit 9 three-pointers, also a new BYU single-game record, breaking Mike Rose's mark of 8 and tying the MWC record for most threes in a game ... shot 16-of-23 (.696) from the field, 9-of-13 (.692) from three and 8-of-9 (.889) from the free throw line ... added nine assists, seven rebounds and two steals

... named Fiesta Bowl Classic MVP ... named MVP of the HoopTV Las Vegas Classic after averaging 28.5 points, 5.0 assists and 2.0 rebounds while shooting .679 from the field and .944 from the free throw line ... scored 24 points on shooting 8-of-12 from the field and 8-of-9 from the free throw line while adding 4 assists, 3 rebounds and 1 steal ... scored a career-high 33 points while shooting 11-of-16 from the field, 2-of-5 from three and 9-of-9 from the free throw line while adding 6 assists and 3 steals ... eclipsed 1,000-points for his career when he hit a three with 10:04 left against Nevada ... scored 20 points and added 6 assists, 2 rebounds and 2 steals in just 20 minutes against Eastern Washington ... at Fresno State, scored a team-high 24 points, including 18 in the second half, adding 7 assists, 3 rebounds and 2 steals ... ended his BYU-record consecutive free throw streak at 39 against the Bulldogs ... broke Michael Smith's BYU record for consecutive free throws made, hitting his 33rd in a row in the second half against Arizona State ... made 8-for-8 for the free-throw line on the night, pushing the streak to 35 in a row ... finished with 10 points, 6 assists, 4 rebounds, 1 steal and no turnovers in 38 minutes against the Sun Devils ... posted 13 points, 6 assists, 3 rebounds and 2 steals against San Francisco ... scored 19 points, grabbed 7 rebounds and had 2 assists and 1 steal at Utah State ... shot 10-of-10 from the free throw line, scoring a team-high 23 points to go with 7 assists, 2 rebounds, 1 block and 1 steal ... had his second career double-double, scoring 12 points and a tying his career-high 10 assists, adding 4 steals and 2 steals ... scored 20-plus points for the third straight game, shooting 9-of-14 for 20 points and a team-high 8 assists with 2 steals and 1 block ... scored a game-high 22 points vs. Idaho State while shooting 7-of-13 from the field, 2-of-3 from downtown and 6-of-7 from the line while adding 3 boards, 2 assists and 3 steals ... had team-highs of 25 points and 4 assists, adding 5 rebounds in 37 minutes against Bradley ... set a new career-high at the free throw line in makes and attempts, shooting 12-of-14, including 12 straight makes.

FREDETTE'S CAREER HONORS

- 2010 Sporting News All-America Third Team
- 2010 USBWA District VIII Player of the Year
- 2010 USBWA All-District VIII
- 2010 All-MWC First Team
- Wooden Award Candidate
- Naimsmith Trophy Candidate
- Oscar Robertson Trophy Finalist
- Fiesta Bowl Classic MVP
- 2009 HoopTV Las Vegas Classic MVP
- 2009-10 MWC Player of the Week (five times)
- USBWA National Player of the Week
- 2009 CollegeHoops.net High-Major All-America Honorable Mention
- 2009 USBWA All-District VIII
- 2009 All-MWC First Team
- 2009 MWC All-Tournament
- 2008-09 MWC Player of the Week (two times)

FREDETTE VS. UNLV

TEAM	GP	GS	MIN	AVG	FG	FGA	PCT	3FG	FGA	PCT	FT	FTA	PCT	OFF	DEF	TOT	AVG	PF	FO	A	TO	BLK	STL	PTS	AVG	WL
2007-08	3	0	61	20.3	8	16	.500	2	6	.333	11	13	.846	2	2	4	1.3	3	0	5	4	0	2	29	9.7	1-2
2008-09	2	2	74	37.0	11	29	.379	2	7	.286	8	11	.727	2	5	7	3.5	3	0	4	5	0	1	32	16.0	0-2
2009-10	2	2	62	31.0	6	25	.240	3	9	.333	13	15	.867	2	6	8	4.0	1	0	7	5	0	2	28	14.0	1-1
TOTAL	7	4	197	28.1	25	70	.357	7	22	.318	32	39	.821	6	13	19	2.7	7	0	16	14	0	5	89	12.7	2-4

Jimmer Fredette – 2009-10 Game-by-Game

Opponent	Date	GS	Min	TOTAL			3PTS			REBOUNDS			Pct	Off	Def	Tot	Avg	PF	FO	A	TO	Blk	Stl	Pts	Avg
				FG	FGA	Pct	3FG	FGA	Pct	FT	FTA	Pct													
BRADLEY	11/13/09	*	37	6	14	.429	1	5	200	12	14	.857	1	4	5	5.0	1	0	4	2	0	0	25	25.0	
IDAHO STATE	11/17/09	* 30	7	13	.538	2	3	667	6	7	.857	2	1	3	4.0	0	2	3	0	3	0	22	23.5		
at Hawai'i	11/20/09	* 32	9	14	.643	0	2	000	2	2	1.000	0	0	2.7	2	0	8	2	1	2	20	22.3			
SOUTHERN	11/24/09	* 18	5	11	.455	2	2	1.000	0	0	0.000	2	1	3	2.8	1	0	10	0	4	12	19.8			
WEBER STATE	11/27/09	* 32	5	13	.385	3	5	600	10	10	1.000	0	2	2	2.6	1	0	7	2	1	1	23	20.4		
at Utah State	12/02/09	* 35	5	15	.333	3	6	500	6	6	1.000	2	5	7	3.3	1	0	2	3	0	1	19	20.2		
vs San Francisco	12/05/09	* 28	4	8	.500	1	2	500	4	4	1.000	0	3	3.3	1	0	6	5	0	2	13	19.1			
ARIZONA STATE	12/08/09	* 38	1	13	.077	0	5	000	8	8	1.000	0	4	3.4	0	6	0	0	1	10	18.0				
at Fresno State	12/12/09	* 35	8	16	.500	4	8	500	4	5	.800	2	1	3	3.3	2	0	7	7	0	2	24	18.7		
WAGNER	12/17/09	* 28	2	5	.400	0	1	000	5	6	.833	0	1	1	3.1	0	2	3	0	2	9	17.7			
EASTERN WASHINGTON	12/19/09	* 22	7	14	.500	1	4	250	5	5	1.000	1	1	2	3.0	0	6	2	0	2	20	17.9			
vs NEVADA	12/22/09	* 34	11	16	.688	2	5	400	9	9	1.000	0	1	2.8	1	0	6	5	0	3	33	19.2			
vs Nebraska	12/23/09	* 34	8	12	.667	0	2	000	8	9	.889	0	3	3	2.8	3	0	4	3	1	1	24	19.5		
at Arizona	12/28/09	* 36	16	23	.696	9	13	.692	8	9	.889	1	6	7	3.1	2	0	9	5	0	2	49	21.6		
EASTERN NEW MEXICO		DNP																							
UNLV	01/06/10	* 25	2	10	.200	1	2	500	2	2	1.000	0	1	1	3.0	0	0	1	3	0	0	7	20.7		
UTEP		DNP																							
at Air Force	01/13/10		18	2	4	.500	1	2	500	3	5	.600	0	1	1	2.9	0	3	1	0	0	8	19.9		
COLORADO STATE	01/16/10	* 24	8	18	.444	2	5	400	3	3	1.000	1	1	2	2.8	1	0	4	3	0	0	21	19.9		
WYOMING	01/20/10	* 32	3	11	.273	1	4	250	4	7	.571	2	4	6	3.0	2	0	3	0	2	11	19.4			
at San Diego State	01/23/10	* 38	11	19	.579	5	8	.625	6	6	1.000	1	2	3	3.0	1	0	5	3	1	1	33	20.2		
at #23/rv New Mexico	01/27/10	* 34	8	21	.381	4	6	.667	7	7	1.000	0	1	2.9	2	0	7	3	0	1	27	20.5			
UTAH	01/30/10	* 35	11	23	.478	4	5	.800	10	12	.833	1	3	4	2.8	3	0	2	3	0	1	36	21.1		
TCU	02/02/10	* 29	8	17	.471	4	6	.667	6	6	1.000	0	4	3.0	0	3	1	0	1	1	26	21.5			
at UNLV	02/06/10	* 37	4	15	.267	2	7	.286	11	13	.846	2	5	7	3.2	1	0	6	2	0	2	21	21.4		
AIR FORCE	02/13/10	* 27	3	6	.500	1	3	.333	2	2	1.000	1	0	1	3.1	1	0	6	1	0	0	9	20.9		
at Colorado State	02/17/10	* 36	12	22	.545	6	10	.600	6	7	.857	2	3	5	3.2	1	0	6	6	0	1	36	21.5		
at Wyoming	02/20/10	* 36	7	14	.500	3	6	500	5	5	1.000	0	1	3.1	1	0	4	1	0	0	22	21.5			
SAN DIEGO STATE	02/24/10	* 36	8	17	.471	4	8	500	6	11	.545	1	5	6	3.2	1	0	5	1	0	0	26	21.7		
NEW MEXICO	02/27/10	* 16	3	7	.429	0	2	000	0	0	0.000	2	2	3.1	0	2	2	0	2	0	0	6	21.1		
at Utah	03/03/10	* 19	1	7	.143	0	1	000	6	6	1.000	0	5	3.2	2	0	0	2	0	0	8	20.7			
at TCU	03/06/10	* 22	5	11	.455	1	4	250	7	8	.875	0	0	3.1	1	0	5	2	0	2	18	20.6			
vs #7 TCU	03/10/10	* 38	10	23	.435	2	10	.200	23	24	.958	1	3	4	3.1	0	6	3	0	0	45	21.4			
Totals			30	941	200	432	463	69	152	454	194	218	890	23	74	97	3.1	32	0	147	79	4	37	663	21.4

CAREER HIGHS:

- POINTS: 49 vs. Arizona (2009)
- FG MADE: 16 vs. Arizona (2009)
- FG ATT: 23 vs. Arizona (2009), vs. Utah (2010), vs. TCU-MWC (2010)
- FG%: .857 (6-7) vs. Hartford (2008), vs. Portland (2008)
- 3FG MADE: 9 vs. Arizona (2009)
- 3FG ATT: 13 vs. Arizona (2009)
- 3FG%: .800 (4-5) vs. Hartford (2008), at AFA (2009), vs. Utah (2010)
- FT MADE: 23 vs. TCU-MWC (2010)
- FT ATT: 24 vs. TCU-MWC (2010)
- FT%: 1.000 (10-10) vs. Weber State (2009)
- REB: 8 at Wyoming (2009)
- ASSISTS: 10 at Utah (2009), vs. Southern (2009)
- BLOCKS: 1, 10 times
- STEALS: 5 at SDSU (2009)
- MINUTES: 40 vs. Air Force (2009)

SEASON-HIGH POINTS (09-10):

- First Half: 24 vs. Arizona
- Second Half: 30 vs. TCU-MWC
- Game: 49 vs. Arizona
- Percentage Minimums - 4 FG, 2 3FG, 3 FT Made

FREDETTE YEAR-BY-YEAR BYU STATS

YEAR	GP	GS	MIN	AVG	FG	FGA	PCT	3FG	FGA	PCT	FT	FTA	PCT	OFF	DEF	TOT	AVG	PF	FO	A	TO	BLK	STL	PTS	AVG
2007-08	35	0	647	18.5	83	204	.407	43	128	.336	35	41	.854	8	29	37	1.1	44	0	61	41	3	27	244	7.0
2008-09	33	32	1090	33.0	184	383	.480	52	136	.382	116	137	.847	18	80	98	3.0	43	0	135	85	3	50	536	16.2
2009-10	31	30	941	30.4	200	432	.463	69	152	.454	194	218	.890	23	74	97	3.1	32	0	147	79	4	37	663	21.4
TOTAL	99	62	2678	27.1	467	1019	.458	164	416	.394	345	396	.871	49	183	232	2.3	119	0	343	205	10	114	1443	14.6



NOAH HARTSOCK
 6-8 • 215 • sophomore • forward
 Bartlesville, Okla.

LAST OUTING: Had 7 points on perfect 3-of-3 shooting while adding 7 rebounds, 1 block and 2 steals vs. TCU in the MWC Quarterfinals

SUMMARY: A highly skilled offensive player with strong post moves, Hartssock has a soft touch from midrange and a solid stroke behind the three-point arc. He has excellent quickness and strength to complement his size. After suffering through an injury early in his freshman campaign, Hartssock stepped up his game late in the season and posted strong performances in the postseason. He finished the year averaging 2.4 points and 2.3 rebounds while shooting 58.1 percent from the field. Hartssock prepped at Bartlesville High School in Oklahoma where he averaged 27.6 points per game, third in the state, as a senior in 2005-06 and was an all-state selection.

TRACKING HARTSOCK IN 2009-10: Had 7 points on perfect 3-of-3 shooting while adding 7 rebounds, 1 block and 2 steals vs. TCU in the MWC Quarterfinals ... had 2 points, 3 rebounds, 1 assist and 1 block at TCU ... pulled down a team-high 8 rebounds with 2 points, 2 blocks and 1 steal at Utah ... against New Mexico, had 8 points, 6 boards, 3 assists and 2 blocks ... posted 4 rebounds against San Diego State ... had 2 points, 3 rebounds, 2 assists, 1 block and 1 steal at Wyoming ... at Colorado State had 12 points, a career-best 12 rebounds, 2 assists and 2 blocks for his first career double-double ... against Air Force totaled 8 points, 6 boards and 2 assists ... went for 8 points, 4 rebounds, 2 blocks and 1 assist at UNLV ... shot 6-for-9 for 14 points with 6 boards, 1 block and 1 steal against TCU ... against Utah, recorded 3 rebounds, 2 points and 1 block ... went for 10 ten points, 7 rebounds, 1 block and 1 assist in a career-high 32 minutes at New Mexico ... at San Diego State, finished with 4 points, 2 blocks, 2 assists and tied a career high with 4 blocks ... had 8 points, 4 rebounds, 2 steals and 1 block against Wyoming ... blocked a career-high 4 shots against Colorado State, adding 6 points, 3 boards and 3 assists ... at Air Force, had 1 rebound in 7 minutes of play ... had 4 rebounds, 2 points, 2 blocks, and 1 steal at UTEP ... scored a career-high 17 points, including 13 in the first half, adding 6 boards, 1 assist, 1 block and 1 steal against

UNLV ... had a career-high 6 assists, adding 12 points (6-of-6 shooting), 8 rebounds and 1 block in 21 minutes against Eastern New Mexico ... at Arizona, had 5 points, 5 rebounds and 1 block ... had 4 points, 3 rebounds, 2 assists and 1 block vs. Nebraska ... scored 12 points on 5-of-6 shooting from the field vs. Nevada while adding 6 rebounds, 3 assists and 1 block ... against Eastern Washington, had 2 blocks, 2 points and 2 rebounds ... shot 5-of-8 for 12 points, 8 rebounds, a career-high 4 blocks ... had 8 points, 4 rebounds and 1 steal in 24 minutes against Wagner ... had a career-high 11 rebounds and scored 9 points in 26 minutes at Fresno State ... set a new career-high with 13 points on 6-of-9 shooting, adding 4 rebounds and 1 steal in 25 minutes against Arizona State ... made his first career start against San Francisco, recording a career high 28 minutes to post 5 rebounds, 2 steals, 2 blocks, 2 assists and 2 points ... at Utah State, had 4 points, 4 rebounds, 2 blocks and 1 assist ... played 19 minutes to score 5 points, 3 rebounds, 1 block and 1 steal against Weber State ... recorded 8 points, and 5 rebounds against Southern ... at Hawaii, tied career-highs of 7 rebounds and 26 minutes of playing time, adding 5 points, 1 block and 1 steal ... posted 6 points, 5 rebounds, 2 assists, 2 blocks and 1 steal against Idaho State ... had 4 points (2-of-2) and 2 rebounds in 15 minutes of play against Bradley.

BEFORE BYU: BARTLESVILLE HIGH SCHOOL: McDonalds High School All-America nominee ... averaged 27.6 points per game as a senior at Bartlesville High School and was the third-highest scorer in the state of Oklahoma and the highest in the 6A division ... led the Bruins in rebounds with 8.0 per game while recording 100 blocks in 27 outings ... named all-state by the Tulsa World ... recipient of the KTUL-TV Elite 8 Champions Award as the best boys basketball player in his area of the state ... Oklahoma Tipoff Magazine Feb 5 pick ... scored 32 points and pulled down 10 rebounds in BHS loss to Union in the Frontier Conference title game.

HARTSOCK VS. UNLV

TEAM	GP	GS	MIN	AVG	FG	FGA	PCT	3FG	FGA	PCT	FT	FTA	PCT	OFF	DEF	TOT	AVG	PF	FO	A	TO	BLK	STL	PTS	AVG	W-L
2008-09	2	0	5	2.5	0	1	.000	0	0	.000	0	0	.000	1	1	2	1.0	1	0	0	0	0	0	0	0.0	0-2
2009-10	2	2	52	26.0	9	22	.409	0	1	.000	7	8	.875	6	4	10	5.0	6	0	2	0	3	1	25	12.5	1-1
TOTAL	4	2	57	14.3	9	23	.391	0	1	.000	7	8	.875	7	5	12	3.0	7	0	2	0	3	1	25	6.3	1-3

Noah Hartssock – 2009-10 Game-by-Game

Opponent	Date	GS	Min	TOTAL			3PTS			REBOUNDS										Pts	Avg								
				FG	FGA	Pct	3FG	FGA	Pct	FT	FTA	Pct	Off	Def	Tot	Avg	PF	FO	A			TO	BLK	Stl					
BRADLEY	11/13/09	15	2	2	1,000	0	0	.000	0	0	0	0	0	0	0	2	2	2.0	3	0	0	0	0	0	4	4.0			
IDAHO STATE	11/17/09	21	2	3	667	0	0	.000	2	2	1,000	2	3	5	3.5	0	0	2	2	1	6	5.0	0	0	6	5.0			
at Hawai'i	11/20/09	26	2	4	500	0	0	.000	1	1	1,000	3	4	7	4.7	3	0	2	1	5	5.0	0	0	1	5	5.0			
SOUTHERN	11/24/09	14	3	5	600	0	0	.000	2	2	1,000	2	3	5	4.8	1	0	1	0	0	8	5.8	0	0	8	5.8			
WEBER STATE	11/27/09	19	2	3	667	1	1	1,000	0	0	0	0	3	3	4.4	0	0	0	1	1	5	5.6	0	0	5	5.6			
at Utah State	12/02/09	22	2	3	667	0	0	.000	0	0	0	0	4	4	4.3	2	0	1	0	2	4	5.3	0	0	4	5.3			
vs San Francisco	12/05/09	* 28	1	2	500	0	0	.000	0	0	0	0	5	5	4.4	2	0	2	0	2	2	4.9	0	0	2	4.9			
ARIZONA STATE	12/08/09	* 25	6	9	667	0	0	.000	1	1	1,000	1	3	4	4.4	1	0	0	0	1	13	5.9	0	0	13	5.9			
at Fresno State	12/12/09	* 26	4	5	800	0	0	.000	1	3	333	1	10	11	5.1	2	0	0	1	0	9	6.2	0	0	9	6.2			
WAGNER	12/17/09	* 24	5	8	625	0	0	.000	2	3	667	3	5	8	5.4	4	0	4	0	3	1	12	6.8	0	0	12	6.8		
EASTERN WASHINGTON	12/19/09	* 20	1	3	333	0	0	.000	0	0	0	0	2	2	5.1	2	0	0	1	2	0	2	6.4	0	0	2	6.4		
vs NEVADA	12/22/09	* 24	5	6	833	0	0	.000	2	2	1,000	3	6	5.2	4	0	3	1	1	0	12	6.8	0	0	12	6.8			
vs Nebraska	12/23/09	* 25	2	4	500	0	0	.000	0	0	0	0	3	3	5.0	2	2	2	1	0	4	6.6	0	0	4	6.6			
at Arizona	12/28/09	* 21	2	7	286	0	0	.000	1	2	500	4	1	5	5.0	3	0	0	0	1	0	5	6.5	0	0	5	6.5		
EASTERN NEW MEXICO	01/02/10	* 21	6	6	1,000	0	0	.000	0	0	0	4	4	8	5.2	0	0	6	1	1	0	12	6.9	0	0	12	6.9		
UNLV	01/06/10	* 27	6	13	462	0	0	.000	5	6	833	3	6	5.3	2	0	1	0	1	1	17	7.5	0	0	17	7.5			
at UTEP	01/09/10	* 24	1	2	500	0	0	.000	0	0	0	0	4	4	5.2	4	0	0	1	2	1	2	7.2	0	0	2	7.2		
at Air Force	01/13/10	* 7	0	0	000	0	0	.000	0	0	0	0	1	1	4.9	3	0	0	1	0	0	6.8	0	0	0	6.8			
COLORADO STATE	01/16/10	* 23	3	4	750	0	0	.000	0	0	0	0	1	2	3	4.8	1	0	3	1	4	0	6	6.7	0	0	6	6.7	
WYOMING	01/20/10	* 26	3	4	750	0	0	.000	2	2	1,000	0	4	4	4.8	0	0	0	1	2	8	6.8	0	0	8	6.8			
at San Diego State	01/23/10	* 22	2	4	500	0	0	.000	0	0	0	0	2	2	4.7	2	0	2	0	4	0	4	0	6	6.7	0	0	6	6.7
at #23/rv New Mexico	01/27/10	* 32	4	7	571	0	0	.000	2	3	667	1	6	7	4.8	0	0	1	0	1	0	10	6.8	0	0	10	6.8		
UTAH	01/30/10	* 24	1	2	500	0	0	.000	0	0	0	0	3	3	4.6	1	0	0	0	1	0	2	6.6	0	0	2	6.6		
TCU	02/02/10	* 30	6	9	667	1	1	1,000	2	2	1,000	3	3	6	4.8	1	0	2	1	1	14	6.9	0	0	14	6.9			
at UNLV	02/06/10	* 25	3	9	333	0	1	1,000	2	2	1,000	3	1	4	4.7	4	0	1	0	2	0	8	7.0	0	0	8	7.0		
AIR FORCE	02/13/10	* 25	4	7	571	0	0	.000	0	0	0	2	4	6	4.8	2	0	2	1	0	0	8	7.0	0	0	8	7.0		
at Colorado State	02/17/10	* 32	3	4	750	0	0	.000	6	6	1,000	2	10	12	5.0	3	0	2	1	2	0	12	7.2	0	0	12	7.2		
at Wyoming	02/20/10	* 18	1	4	250	0	1	1,000	0	0	0	0	2	1	3	5.0	4	0	2	0	1	2	7.0	0	0	2	7.0		
SAN DIEGO STATE	02/24/10	* 26	0	5	000	0	0	.000	0	0	0	0	4	4	4.9	2	0	0	1	0	0	0	6.8	0	0	0	6.8		
NEW MEXICO	02/27/10	* 31	4	8	500	0	0	.000	0	0	0	2	4	6	5.0	2	0	3	0	2	0	8	6.8	0	0	8	6.8		
at Utah	03/03/10	* 28	0	1	000	0	0	.000	2	2	1,000	2	6	8	5.1	3	0	1	2	1	2	6.6	0	0	2	6.6			
at TCU	03/06/10	* 15	1	1	1,000	0	0	.000	0	0	0	1	2	3	5.0	3	0	1	1	0	2	6.5	0	0	2	6.5			
vs #7 TCU	03/10/10	* 29	3	3	1,000	0	0	.000	1	1	1,000	3	4	7	5.1	4	0	1	1	2	7	6.5	0	0	7	6.5			
Totals		27	775	90	157	.573	1	4	250	34	40	850	50	117	167	5.1	70	0	38	19	45	16	215	6.5					

CAREER HIGHS:

POINTS: 17 vs. UNLV (2010)
 FG MADE: 6, four times, last vs. TCU (2010)
 FG ATT: 13 vs. UNLV (2010)
 FG %: 1.000 (6/6) ENM (2010)
 3FG MADE: 1 vs. Weber St (2009)
 3FG ATT: 1 vs. Weber St (2009), vs. TCU (2010)
 3FG %:
 FT MADE: 6 at CSU (2010)
 FT ATT: 6 vs. UNLV (2010), 6 at CSU (2010)
 FT %: 1.000 (6-6) at CSU (2010)
 REB: 12 at Colorado State (2010)
 ASSISTS: 6 vs. ENM (2009)
 BLOCKS: 4 vs. Colorado St. (2010), vs. San Diego State (2010)
 STEALS: 2 at SDSU (2009), vs. San Francisco (2009), vs. Wyoming (2010), vs. TCU-MWC (2010), vs. TCU-MWC (2010)
 MINUTES: 32 at New Mexico (2010), at CSU (2010)

SEASON-HIGH POINTS (09-10):

First Half: 13 vs. UNLV
 Second Half: 8 vs. Nevada
 Game: 17 vs. UNLV

Percentage Minimums -
 4 FG, 2 3FG, 3 FT Made

HARTSOCK YEAR-BY-YEAR BYU STATS

YEAR	GP	GS	MIN	AVG	FG	FGA	PCT	3FG	FGA	PCT	FT	FTA	PCT	OFF	DEF	TOT	AVG	PF	FO	A	TO	BLK	STL	PTS	AVG
2008-09	27	0	304	11.3	25	43	.581	0	0	.000	16	27	.593	25	38	63	2.3	43	0	7	14	15	6	66	2.4
2009-10	33	27	775	23.5	90	157	.573	1	4	.250	34	40	.850	50	117	167	5.1	70	0	38	19	45	16	215	6.5
TOTAL	60	27	1079	18.0	115	200	.575	1	4	.250	50	67	.746	75	155	230	3.8	113	0	45	33	60	22	281	4.7



JONATHAN TAVERNARI

6-6 • 215 • senior • forward
Sao Bernardo, Brazil

LAST OUTING: Had 9 points, 2 rebounds and 1 assist vs. TCU in the MWC Quarterfinals

SUMMARY: The 2007 Mountain West Conference Freshman of the Year, Jonathan Tavernari followed a standout season in his first year with the Cougars with a record-setting sophomore campaign. He earned All-MWC Third Team honors and set the BYU single-season and sophomore MWC three-point record with 88 triples. Tavernari repeated as a third-team selection in 2009 and posted averages of 15.7 points and 7.2 rebounds per game. The 6-foot-6 forward was the lone non-professional to earn a spot on the 2008 Brazilian Senior National Team, playing in the Olympic Qualifying Tournament in Athens. He is participating with the team in the summer of 2009 and trying to help Brazil earn a spot in the 2010 World Championships in Turkey. He is a skilled perimeter player with great physical presence who has deep range and an excellent shooting touch. He led the state of Nevada in scoring as a senior at Bishop Gorman High School at 23.1 points per game.

TRACKING TAVERNARI IN 2009-10: Had 9 points, 2 rebounds and 1 assist vs. TCU in the MWC Quarterfinals ... scored a season-high 23 points on 9-of-12 shooting, hitting five treys and adding 4 rebounds, 3 steals and 3 assists at TCU ... had 2 rebounds and 1 steal at Utah ... went for 8 points, 6 boards, 2 assists and 1 steal vs. New Mexico ... had 11 points, 3 rebounds and 2 steals vs. San Diego State ... shot 7-for-12 for 17 points at Wyoming to go with 8 rebounds, 2 steals and 2 assists ... had 13 points while hitting 3-of-6 threes to go with 4 steals, 2 boards and 1 assist at Colorado State ... scored 17 points in the first half shooting 5-for-5 from the three-point line against Air Force, finishing with 19 points, 5 boards, 3 steals and 2 assists ... shot 7-for-12 from the field for 16 points, adding 7 rebounds, 2 assists and 1 steal in 33 minutes at UNLV ... had 6 points, 4 rebounds and 1 assist against TCU ... had 5 points, 3 rebounds, 2 assists, and 1 steal against Utah ... scored 17 points on 5-of-11 shooting, making three treys and all four of his free throws, adding 4 rebounds, 1 steal, 1 assist and 1 block at New Mexico ... at San Diego State, had 5 boards, 3 points, 2 assists, 1 steal and 1 block ... pulled down 5 rebounds with 3 points and 2 assists versus Wyoming ... had 14 points, 4 steals, 3 boards and 2 assists versus Colorado State ... grabbed 6 rebounds with 5 points, 2 assists

and 2 steals in 30 minutes at Air Force ... scored a season-high 19 points on 7-of-12 shooting, adding 6 boards, 2 assists, and 1 steal in just 17 minutes at UTEP ... set a season-high with 9 rebounds and matched his season-high of 17 points, including 4 treys, adding 3 assists, 2 blocks and 1 steal against UNLV ... made his first six shots, including 3-of-3 from downtown, to score 15 points and adding 7 rebounds, 2 assists and 1 block against Eastern New Mexico ... at Arizona, had 5 boards, 2 points and 2 assists in 22 minutes ... had 7 points, 3 rebounds and 3 assists vs. Nebraska ... had 2 points, 4 rebounds, 3 assists and 2 steals vs. Nevada ... scored 5 points and had 1 rebound against Eastern Washington ... scored 14 points on 7-of-12 shooting against Wagner in addition to 4 rebounds and 1 steal ... scored 10 points with 4 rebounds, 2 steals and 1 assist at Fresno State ... had 9 points, 5 rebounds, 4 assists, 1 block and 1 steal against Arizona State ... broke the school record for most three-pointers in a career, making his 214th midway through the second half, finishing with 10 points and nabbing 2 boards against San Francisco ... had a team-high 8 rebounds, adding 4 points, 1 assist and 1 steal at Utah State ... scored 14 points, grabbed 7 rebounds, and added 2 steals and 1 assist in 32 minutes versus Weber State ... broke the school record for three-pointers attempted in a career, shooting 7 treys on the way to 14 points, 4 rebounds, 2 steals, 1 block and 1 assist ... netted 17 points on 7-of-14 shooting, adding 5 boards, 2 steals and an assist at Hawaii ... totaled 4 points, 6 rebounds, 2 assists and 1 steal against Idaho State ... had 13 points, 4 rebounds and 1 steal vs. Bradley

TAVERNARI'S CAREER HONORS
2010 MWC Sixth Man of the Year
2010 All-MWC Third Team
2009-10 MWC Player of the Week
2009 All-MWC Third Team
2009 Team Captain
2008 All-MWC Third Team
2007 MWC Freshman of the Year

TAVERNARI VS. UNLV

TEAM	GP	GS	MIN	AVG	FG	FGA	PCT	3FG	FGA	PCT	FT	FTA	PCT	OFF	DEF	TOT	AVG	PF	FO	A	TO	BLK	STL	PTS	AVG	WL
2006-07	3	0	39	13.0	5	14	.357	3	9	.333	0	2	.000	2	3	5	1.7	6	0	2	1	1	3	13	4.3	1-2
2007-08	3	3	86	28.7	7	28	.250	5	13	.385	0	0	.000	2	11	13	4.3	4	0	6	4	3	3	19	6.3	1-2
2008-09	2	2	72	36.0	14	37	.378	8	19	.421	4	4	1.000	3	21	24	12.0	4	0	2	5	0	5	40	20.0	0-2
2009-10	2	0	63	31.5	11	21	.524	6	14	.429	5	6	.833	1	15	16	8.0	3	0	5	3	2	2	33	16.5	1-1
TOTAL	10	5	260	26.0	37	100	.370	22	55	.400	9	12	.750	8	50	58	5.8	17	0	15	13	6	13	105	10.5	3-5

Jonathan Tavernari – 2009-10 Game-by-Game

Opponent	Date	GS	Min	TOTAL			3PTS			REBOUNDS			PF	FO	A	TO	Blk	Stl	Pts	Avg					
				FG	FGA	Pct	3FG	FGA	Pct	FT	FTA	Pct									Off	Def	Tot		
BRADLEY	11/13/09	*	33	5	18	.278	3	8	.375	0	0	.000	0	4	4	0	4	0	1	13	13.0				
IDAHO STATE	11/17/09	*	21	2	12	.167	0	6	.000	0	0	.000	2	4	6	5.0	2	0	0	1	4	8.5			
at Hawai'i	11/20/09	*	29	7	14	.500	3	7	.429	0	0	.000	0	5	5	5.0	2	0	1	0	2	17	11.3		
SOUTHERN	11/24/09	*	15	6	12	.500	2	7	.286	0	0	.000	2	2	4	4.8	0	0	1	0	1	2	14	12.0	
WEBER STATE	11/27/09	*	32	5	10	.500	1	2	.500	3	4	.750	0	7	7	5.2	4	0	1	1	0	2	14	12.4	
at Utah State	12/02/09	*	25	1	11	.091	1	5	200	1	2	.500	1	7	8	5.7	0	0	1	1	0	1	4	11.0	
vs San Francisco	12/05/09		26	4	9	.444	2	5	.400	0	0	.000	2	2	5.1	2	0	0	0	0	0	10	10.9		
ARIZONA STATE	12/08/09		25	2	8	.250	1	3	.333	4	4	1.000	0	5	5	5.1	2	0	4	1	1	1	9	10.6	
at Fresno State	12/12/09		23	4	11	.364	2	6	.333	0	0	.000	0	4	4	5.0	3	0	1	3	0	2	10	10.6	
WAGNER	12/17/09		19	7	12	.583	0	2	.000	0	0	.000	0	4	4	4.9	1	0	0	0	0	1	14	10.9	
EASTERN WASHINGTON	12/19/09		5	2	5	.400	1	2	.500	0	0	.000	1	0	1	4.5	1	0	0	0	0	0	5	10.4	
vs NEVADA	12/22/09		29	1	5	.200	0	2	.000	0	0	.000	0	4	4	4.5	3	0	3	4	0	2	2	9.7	
vs Nebraska	12/23/09		18	2	6	.333	1	5	.200	2	2	1.000	0	3	3	4.4	2	0	3	1	0	0	7	9.5	
at Arizona	12/28/09		22	1	2	.500	0	1	.000	0	0	.000	0	5	5	4.4	2	0	2	2	0	0	2	8.9	
EASTERN NEW MEXICO	01/02/10	*	25	6	7	.857	3	3	1.000	0	0	.000	1	6	7	4.6	1	0	2	1	1	0	15	9.3	
UNLV	01/06/10		30	4	9	.444	4	8	.500	5	6	.833	1	8	9	4.9	2	0	3	1	2	1	17	9.8	
at UTEP	01/09/10		17	7	12	.583	3	6	.500	2	2	1.000	1	5	6	4.9	5	1	2	3	0	1	19	10.4	
at Air Force	01/13/10		30	2	7	.286	1	5	.200	0	0	.000	0	6	6	5.0	0	0	2	1	0	2	5	10.1	
COLORADO STATE	01/16/10		19	5	9	.556	2	3	.667	2	2	1.000	0	3	3	4.9	2	0	2	1	0	4	14	10.3	
WYOMING	01/20/10		17	0	2	.000	0	1	.000	3	4	.750	1	4	5	4.9	2	0	2	1	0	0	3	9.9	
at San Diego State	01/23/10		23	1	5	.200	1	3	.333	0	0	.000	1	4	5	4.9	0	0	2	2	1	1	3	9.6	
at #23/rv New Mexico	01/27/10		29	5	11	.455	3	5	.600	4	4	1.000	1	3	4	4.9	3	0	1	1	1	1	17	9.9	
UTAH	01/30/10		20	2	5	.400	1	1	1.000	0	0	.000	0	3	3	4.7	1	0	2	1	0	1	5	9.6	
TCU	02/02/10		21	2	7	.286	1	4	.250	1	3	.333	0	4	4	4.8	2	0	1	2	0	0	6	9.5	
at UNLV	02/06/10		33	7	12	.583	2	6	.333	0	0	.000	0	7	7	4.8	1	0	2	2	0	1	16	9.8	
AIR FORCE	02/13/10		24	6	10	.600	5	7	.714	2	2	1.000	1	4	5	4.8	1	0	2	0	0	3	19	10.2	
at Colorado State	02/17/10		29	3	10	.300	3	6	.500	4	4	1.000	0	2	2	4.7	0	0	1	1	0	4	13	10.3	
at Wyoming	02/20/10		33	7	12	.583	3	7	.429	0	0	.000	0	8	8	4.9	2	0	2	1	0	2	17	10.5	
SAN DIEGO STATE	02/24/10		27	4	11	.364	2	4	.500	1	1	1.000	0	3	3	4.8	1	0	1	0	2	11	10.5		
NEW MEXICO	02/27/10		27	4	10	.400	0	4	.000	0	1	.000	0	6	6	4.8	4	0	2	1	0	1	8	10.4	
at Utah	03/03/10		12	0	1	.000	0	1	.000	0	0	.000	1	1	2	4.7	2	0	0	2	0	1	0	10.1	
at TCU	03/06/10		30	9	12	.750	5	8	.625	0	0	.000	1	3	4	4.7	0	0	3	0	0	3	23	10.5	
vs #7 TCU	03/10/10		27	3	10	.300	3	7	.429	0	0	.000	2	2	4.6	3	0	1	2	0	0	0	9	10.5	
Totals			7	795	126	297	.424	59	150	.393	34	41	.829	15	138	153	4.6	59	1	51	41	7	43	345	10.5

CAREER HIGHS:

POINTS: 29 vs. Louisville (2008)
FG MADE: 10 vs. Louisville (2008), vs. North Florida (2008), at ISU (2008), vs. ASU (2008)
FG ATT: 22 vs. Louisville (2008), vs. UNLV (2009)
FG%: .875 (7-8) vs. WOU (2007)
3FG MADE: 6 vs. UNC (2008), TCU (2007)
3FG ATT: 16 vs. UNC (2008)
3FG%: 1.000 (5-5) vs. CSU (2009)
FT MADE: 7 vs. Utah State (2008)
FT ATT: 8 vs. Utah State (2008), vs. Bradley (2009)
FT%: 1.000 (6-6) at Wyoming (2007), vs. Portland (2008)
REB: 13 vs. UNLV (2009)
ASSISTS: 6 at Weber State (2008)
STEALS: 5 vs. Wyoming (2008), vs. UNLV (2009)
BLOCKS: 3 vs. Wyoming-MWC (2007)
MINUTES: 39 at ISU (2008), vs. USU (2008), at Utah (2009)

SEASON-HIGH POINTS (09-10):

First Half: 17 vs. Air Force
Second Half: 14 vs. UNLV
Game: 19 at UTEP, vs. Air Force
Percentage Minimums -
4 FG, 2 3FG, 3 FT Made

TAVERNARI YEAR-BY-YEAR BYU STATs

YEAR	GP	GS	MIN	AVG	FG	FGA	PCT	3FG	FGA	PCT	FT	FTA	PCT	OFF	DEF	TOT	AVG	PF	FO	A	TO	BLK	STL	PTS	AVG
2006-07	28	0	343	12.3	68	143	.476	29	78	.372	16	23	.696	24	56	80	2.9	33	1	17	17	8	18	181	6.5
2007-08	35	29	966	27.6	166	420	.395	88	234	.376	39	45	.867	34	150	184	5.3	70	1	53	59	16	48	459	13.1
2008-09	33	33	1042	31.6	195	451	.432	85	223	.381	42	55	.764	34	205	239	7.2	77	1	58	44	11	49	517	15.7
2009-10	33	7	795	24.1	126	297	.424	59	150	.393	34	41	.829	15	138	153	4.6	59	1	51	41	7	43	345	10.5
TOTAL	129	69	3146	24.4	555	1311	.423	261	685	.381	131	164	.799	107	549	656	5.1	239	4	179	161	42	158	1502	



CHRIS MILES
6-11 • 235 • senior • forward/center
Provo, Utah

LAST OUTING: Had 1 point, 2 rebounds, 1 assist and 1 steal vs. TCU in the MWC Quarterfinals

SUMMARY: A two-time 4A State MVP out of Timpview High School in Provo, Miles returned from a mission for The Church of Jesus Christ of Latter-day Saints and averaged 8.6 minutes per game in 34 contests in 2007-08. As a junior in 2008-09 he started all 33 games and averaged 7.1 points and 4.0 rebounds per game while shooting 57.0 percent from the field. He averaged 2.7 points and 2.3 rebounds in 13.6 minutes per game as a freshman for BYU in 2004-05, using his quickness and versatility to make an impact in his first season with the Cougars. An excellent shot-blocker and defender who runs the floor well, he was ranked as high as the No. 2 post player in the West out of high school.

TRACKING MILES IN 2009-10: Had 1 point, 2 rebounds, 1 assist and 1 steal vs. TCU in the MWC Quarterfinals ... had 2 points, 2 rebounds and 1 steal at TCU ... had 2 rebounds and 2 blocks at Utah ... versus New Mexico had 4 points, 2 boards and 1 assist ... posted 6 points, 1 rebound and 1 block vs. San Diego State ... scored 5 points, grabbed 5 rebounds and had 1 assist at Wyoming ... hit 4-of-4 from the field for 8 points to go with 3 boards, 1 block and 1 steal at Colorado State ... scored 3 points with 3 rebounds and 1 block versus Air Force ... had 2 rebounds at UNLV ... grabbed a career-high 11 rebounds with 3 points and 2 assists against TCU ... had 5 points, 3 assists, 3 rebounds and 1 steal in 28 minutes against Utah ... recorded 2 rebounds, 1 point and 1 block at New Mexico ... at San Diego State, had 7 rebounds, 6 points, 2 blocks and 1 assist in 31 minutes ... had 5 points, 5 rebounds, 3 assists and 1 steal against Wyoming ... versus Colorado State, had 4 boards, 3 points, 2 assists and 1 block ... netted 8 points, adding 2 rebounds and 1 block at Air Force ... against UNLV, had 5 rebounds, 4 points and 2 assists ... had 13 points, including 7-of-8 from the free throw line, plus 6 rebounds, 2 blocks and 1 assist against Eastern New Mexico ... scored 8 points and had 2 rebounds, 2 assists and 2 steals in 22 minutes at Arizona ... had 4 points, 2 rebounds and 2 assists vs. Nebraska ... scored 5 points to go with 3 boards and 2 assists vs. Nevada ... had 6 points, 3 rebounds, 2 blocks and 2 steals against Eastern Washington ... against Wagner, scored 6 points to go with 2 rebounds and 1 blocked shot ... tied his career high with 8 rebounds and added season-highs of 28 minutes and 3 assists to go with 2 blocks and 2 steals at Fresno State ... had 6 points, 2 rebounds and 1 steal in 12 minutes versus Arizona State ... scored 5 points, adding 3 rebounds and a block against San Francisco ... scored 11 points, had 5 rebounds, 1 block and 1 assist ... against Weber State, scored 5 points and had 3 rebounds ... shot 6-of-8 for 14 points against Southern, adding 5 rebounds and 1 assist ... played 3 minutes, recording 1 rebound at Hawaii ... had 4 points, 4 rebounds and 1 block vs. Idaho State ... started at center, scoring 2 points and picking up 3 rebounds and 2 assists in 17 minutes against Bradley.

boards and 2 assists vs. Nevada ... had 6 points, 3 rebounds, 2 blocks and 2 steals against Eastern Washington ... against Wagner, scored 6 points to go with 2 rebounds and 1 blocked shot ... tied his career high with 8 rebounds and added season-highs of 28 minutes and 3 assists to go with 2 blocks and 2 steals at Fresno State ... had 6 points, 2 rebounds and 1 steal in 12 minutes versus Arizona State ... scored 5 points, adding 3 rebounds and a block against San Francisco ... scored 11 points, had 5 rebounds, 1 block and 1 assist ... against Weber State, scored 5 points and had 3 rebounds ... shot 6-of-8 for 14 points against Southern, adding 5 rebounds and 1 assist ... played 3 minutes, recording 1 rebound at Hawaii ... had 4 points, 4 rebounds and 1 block vs. Idaho State ... started at center, scoring 2 points and picking up 3 rebounds and 2 assists in 17 minutes against Bradley.

BEFORE BYU: (Timpview HS): Two-time 4A State MVP ... averaged 14.9 points, 8.0 rebounds and 4.5 blocks for the Thunderbirds as a senior ... also two-time Deseret News 4A MVP ... finished his career at Timpview with nearly 300 blocks, second all-time in the Utah High School record book to former BYU and NBA center Shawn Bradley ... led Timpview to the Region 6 title - the toughest league in 4A - in 2004 ... Region 6 MVP had 27 points against cross-town rival Provo and tossing in 24 in the region-clinching win at Payson.

MILES VS. UNLV

TEAM	GP	GS	MIN	AVG	FG	FGA	PCT	3FG	FGA	PCT	FT	FTA	PCT	OFF	DEF	TOT	AVG	PF	FO	A	TO	BLK	STL	PTS	AVG	WL
2004-05	2	1	26	13.0	1	4	.250	0	0	.000	0	0	.000	1	3	4	2.0	2	0	1	2	2	0	2	1.0	1-1
2007-08	3	0	32	10.7	7	11	.636	0	0	.000	1	4	.250	2	1	3	1.0	7	0	0	2	2	0	15	5.0	1-2
2008-09	2	2	39	19.5	5	11	.455	0	0	.000	0	0	.000	5	6	11	5.5	4	0	0	4	2	0	10	5.0	0-2
2009-10	2	2	32	16.0	2	4	.500	0	0	.000	0	0	.000	3	4	7	3.5	5	0	2	2	0	0	4	2.0	1-1
TOTAL	9	5	129	14.3	15	30	.500	0	0	.000	1	4	.250	11	14	25	2.8	18	0	3	10	6	0	31	3.4	3-6

Chris Miles - 2009-10 Game-by-Game

Opponent	Date	GS	Min	TOTAL			3PTS		REBOUNDS							PF	FO	A	TO	Blk	Stl	Pts	Avg		
				FG	FGA	Pct	3FG	FGA	Pct	FT	FTA	Pct	Off	Def	Tot									Avg	
BRADLEY	11/13/09	*	17	1	2	.500	0	0	.000	0	0	.000	1	2	3	3.0	1	0	2	0	0	0	2	2.0	
IDAHO STATE	11/17/09	*	15	1	4	.250	0	0	.000	2	2	1.000	2	2	4	3.5	1	0	0	0	1	0	4	3.0	
at Hawai'i	11/20/09	*	3	0	0	.000	0	0	.000	0	0	.000	0	1	1	2.7	2	0	0	0	0	0	0	2.0	
SOUTHERN	11/24/09	*	17	6	8	.750	0	0	.000	2	2	1.000	2	3	5	3.3	0	1	1	0	0	14	5.0		
WEBER STATE	11/27/09	*	14	2	3	.667	0	0	.000	1	2	5.00	1	2	3	3.2	2	0	1	0	0	0	5	5.0	
at Utah State	12/02/09	*	22	5	9	.556	0	0	.000	1	1	1.000	1	4	5	3.5	4	0	1	0	1	0	11	6.0	
vs San Francisco	12/05/09	*	15	2	4	.500	0	0	.000	1	1	1.000	1	2	3	3.4	4	0	0	0	1	0	5	5.9	
ARIZONA STATE	12/08/09	*	12	2	2	1.000	0	0	.000	2	3	.667	1	1	2	3.3	4	0	0	1	0	1	6	5.9	
at Fresno State	12/12/09	*	28	0	2	.000	0	0	.000	0	0	.000	3	5	8	3.8	2	0	3	1	2	2	0	5.2	
WAGNER	12/17/09	*	13	3	6	.500	0	0	.000	0	2	0.000	0	2	3.6	0	0	0	0	1	1	0	6	5.3	
EASTERN WASHINGTON	12/19/09	*	16	3	3	1.000	0	0	.000	0	0	.000	0	3	3.5	3	0	0	1	2	2	6	5.4		
vs NEVADA	12/22/09	*	14	1	3	.333	0	0	.000	3	4	.750	1	2	3	3.5	4	0	2	0	0	0	5	5.3	
vs Nebraska	12/23/09	*	20	2	2	1.000	0	0	.000	0	4	0.000	1	1	2	3.4	2	0	2	1	0	0	4	5.2	
at Arizona	12/28/09	*	22	4	7	.571	0	0	.000	0	0	.000	0	2	2	3.3	4	0	2	2	0	2	8	5.4	
EASTERN NEW MEXICO	01/02/10	*	17	3	5	.600	0	0	.000	7	8	.875	1	5	6	3.5	1	0	1	0	2	0	13	5.9	
UNLV	01/06/10	*	16	2	4	.500	0	0	.000	0	0	.000	3	2	5	3.6	2	0	2	1	0	0	4	5.8	
at UTEP	01/09/10	*	22	3	5	.600	0	0	.000	0	0	.000	0	3	3	3.5	4	0	1	2	0	1	6	5.8	
at Air Force	01/13/10	*	13	3	4	.750	0	0	.000	2	2	1.000	1	1	2	3.4	0	0	0	1	0	0	8	5.9	
COLORADO STATE	01/16/10	*	22	1	1	1.000	0	0	.000	1	2	5.00	0	4	4	3.5	3	0	2	2	1	0	3	5.8	
WYOMING	01/20/10	*	23	2	3	.667	0	0	.000	1	2	5.00	0	5	5	3.6	3	0	3	2	0	1	5	5.8	
at San Diego State	01/23/10	*	31	3	7	.429	0	0	.000	0	0	.000	4	3	7	3.7	0	0	1	0	2	0	6	5.8	
at #23/rv New Mexico	01/27/10	*	11	0	3	.000	0	0	.000	1	2	5.00	1	1	2	3.6	3	0	0	2	1	0	1	5.5	
UTAH	01/30/10	*	28	1	4	.250	0	0	.000	3	4	.750	1	2	3	3.6	3	0	3	1	0	1	5	5.5	
TCU	02/02/10	*	22	1	5	.200	0	0	.000	1	2	5.00	3	8	11	3.9	2	0	2	0	0	0	3	5.4	
at UNLV	02/06/10	*	16	0	0	.000	0	0	.000	0	0	.000	0	2	3.8	3	0	0	1	0	0	0	0	5.2	
AIR FORCE	02/13/10	*	10	1	2	.500	0	0	.000	1	1	1.000	0	3	3	3.8	2	0	0	1	0	0	3	5.1	
at Colorado State	02/17/10	*	23	4	4	1.000	0	0	.000	0	0	.000	1	2	3	3.8	3	0	2	1	1	1	8	5.2	
at Wyoming	02/20/10	*	18	2	3	.667	0	0	.000	1	2	5.00	1	4	5	3.8	4	0	1	0	0	0	5	5.2	
SAN DIEGO STATE	02/24/10	*	14	2	4	.500	0	0	.000	2	2	1.000	1	0	1	3.7	1	0	0	1	1	0	6	5.2	
NEW MEXICO	02/27/10	*	12	1	5	.200	0	0	.000	2	3	.667	1	1	2	3.7	1	0	1	0	0	0	4	5.2	
at Utah	03/03/10	*	9	0	2	.000	0	0	.000	0	0	.000	0	2	3.6	1	0	0	2	0	0	0	0	5.0	
at TCU	03/06/10	*	7	0	0	.000	0	0	.000	2	2	1.000	1	1	2	3.6	1	0	0	1	0	1	2	4.9	
vs #7 TCU	03/10/10	*	7	0	1	.000	0	0	.000	1	2	5.00	1	1	2	3.5	1	0	1	0	0	1	1	4.8	
Totals			33	549	61	117	.521	0	0	.000	37	55	.673	34	82	116	3.5	71	0	31	23	20	13	159	4.8

CAREER HIGHS

POINTS: 24 vs. Cal Poly (2008)
FG MADE: 12 vs. Cal Poly (2008)
FG ATT: 17 vs. Cal Poly (2008)
FG %: 1.000 (4-4) at CSU (2010)
FT MADE: 7 vs. Eastern New Mexico (2009)
FT ATT: 11 vs. LBSU (2008)
FT %: 1.000 (4-4) vs. Jackson St. (2008), vs. Santa Clara (2005), at AFA (2009)
REB: 11 vs. TCU (2010)
ASSISTS: 4 at Wake Forest (2008), vs. Portland (2008)
STEALS: 3 at Utah (2009)
BLOCKS: 4 vs. Colorado State (2005)
MINUTES: 37 at Utah (2009)

SEASON-HIGH POINTS (09-10):

First Half: 9 vs. Southern, vs. ENM
Second Half: 7 at Utah State
Game: 14 vs. Southern

Percentage Minimums -
4 FG, 2 3FG, 3 FT Made

MILES YEAR-BY-YEAR BYU STATS

YEAR	GP	GS	MIN	AVG	FG	FGA	PCT	3FG	FGA	PCT	FT	FTA	PCT	OFF	DEF	TOT	AVG	PF	FO	A	TO	BLK	STL	PTS	AVG
2004-05	28	6	392	13.6	29	81	.358	0	0	.000	17	24	.708	28	36	64	2.3	54	0	19	20	30	5	75	2.7
2007-08	34	0	291	8.6	31	72	.431	0	0	.000	22	51	.431	20	32	52	1.5	58	1	20	24	13	9	84	2.5
2008-09	33	33	725	22.0	94	165	.570	0	0	.000	47	91	.516	50	82	132	4.0	90	2	42	46	26	23	235	7.1
2009-10	33	33	549	16.6	61	117	.521	0	0	.000	37	55	.673	34	82	116	3.5	71	0	31	23	20	13	159	4.8
TOTAL	128	72	1947	15.2	215	435	.494	0	0	.000	123	221	.557	132	232	364	2.8	273	3	112	113	89	50	553	4.3

5 PLAYERS SCORED IN DOUBLE FIGURES

11/24/09 vs. Southern, 107-51 W, Emery-16, Miles-14, Tavernari-14, Fredette-12, Abouo-11

6 PLAYERS SCORED IN DOUBLE FIGURES

12/22/06 vs. W. Oregon, 102-40 W, Tavernari-17, Cummar-14, Balderson-13, Young-10, Burgess-10, Ivanovic-10

NO PLAYERS SCORED IN DOUBLE FIGURES

2/21/05 at Air Force, 39-70 L

ONE PLAYER RECORD A DOUBLE-DOUBLE

2/17/10 at Colorado State
Noah Hartsock, 12 points, 12 rebounds

TWO PLAYERS RECORD A DOUBLE-DOUBLE

2/2/08 at Wyoming
Trent Plaisted, 17 points, 10 rebounds
Jonathan Tavernari, 10 points, 10 rebounds

TWO DOUBLE-DIGIT REBOUNDS

2/2/08 at Wyoming
Trent Plaisted-10, Jonathan Tavernari-10

SIX PLAYERS HAD 5 OR MORE REBOUNDS

1/2/10 vs. Eastern New Mexico, Hartsock-8, Abouo-8, Tavernari 7, Miles-6, Haws-6, Zylstra-5

FIVE PLAYERS HAD 6 OR MORE REBOUNDS

1/2/10 vs. Eastern New Mexico, Hartsock-8, Abouo-8, Tavernari-7, Miles-6, Haws-6

FOUR PLAYERS HAD 9 OR MORE REBOUNDS

12/30/06 vs. Seton Hall, Cummar-12, Plaisted-9, Young-9, Ainge-9

TWO PLAYERS FOULED OUT

1/27/09 at Utah
Lee Cummar, Jackson Emery

THREE OR MORE PLAYERS FOULED OUT

1/3/09 vs. Wake Forest
Chris Miles, Gavin MacGregor, Charles Abouo

A BYU PLAYER RECEIVED A TECHNICAL FOUL

3/13/09 vs. San Diego State - Jackson Emery

AN OPPONENT PLAYER RECEIVED A TECHNICAL FOUL

3/11/10 vs. TCU-MWC Quarterfinals - Nikola Cerina

A BYU COACH RECEIVED A TECHNICAL FOUL

11/24/06 vs. SUU - Dave Rose

AN OPPONENT COACH RECEIVED A TECHNICAL FOUL

3/4/09 at Wyoming - Heath Schroyer

A BYU PLAYER EJECTED FROM A GAME

11/23/02 vs. Kansas State
Travis Hansen (2 technical fouls)

AN OPPONENT PLAYER EJECTED FROM A GAME

1/30/10 vs. Utah
Marshall Henderson (flagrant foul)

A COACH EJECTED FROM THE GAME

11/30/05 vs. Lamar [at Delta Center]
Lamar coach Billy Tubbs (2 tech. fouls)

AT LEAST TWO PLAYERS SCORED 20+ POINTS

3/6/10 at TCU
Tavernari 23, Emery 22, Abouo 22

THREE PLAYERS SCORED 20+ POINTS

3/6/10 at TCU
Tavernari 23, Emery 22, Abouo 22

FOUR PLAYERS SCORED 20+ POINTS

1/13/79 vs. UNM, D. Ainge-27, Scott Runia-25, Devin Durrant-20, Alan Taylor-20

TWO PLAYERS SCORED 25+ POINTS

12/22/09 vs. Nevada
Jimmer Fredette 33, Jackson Emery 25

A PLAYER SCORED 30+ POINTS

3/11/10 vs. TCU-MWC Quarters, Jimmer Fredette, 45

A PLAYER ATTEMPTED 20 OR MORE FIELD GOALS

3/11/10 vs. TCU-MWC Quarters, Jimmer Fredette, 23

A PLAYER WITH 5 OR MORE STEALS

3/6/10 at TCU, Jackson Emery (5)

A PLAYER HAD DOUBLE-DIGIT ASSISTS

11/24/09 vs. Southern, Jimmer Fredette (10)

A PLAYER MADE DOUBLE-DIGIT FREE THROWS

3/11/10 vs. TCU-MWC Quarters, Jimmer Fredette (23-24)

A PLAYER 100% AT FT LINE (MIN. 8 ATTS)

2/24/10 vs. San Diego State, Tyler Haws (8-8)

A PLAYER 100% FROM FLOOR (MIN. 5 ATTS)

1/2/10 vs. Eastern New Mexico, Noah Hartsock (6-6)

A PLAYER 100% ON TREYS (MIN. 3 ATTS)

1/2/10 vs. Eastern New Mexico, Jonathan Tavernari (3-3)

DID NOT MAKE A TREY

11/22/96 vs. CS Fullerton (0-9)

LAST TIME OPPONENT DID NOT MAKE A TREY

2/2/08 at Wyoming (0-15)

BYU HAD SIX OR FEWER TURNOVERS

2/20/10 at Wyoming, 6

BYU COMMITTED 25-PLUS TURNOVERS

12/15/07 vs. Pepperdine, 86-67 W (29)

BYU COMMITTED 11 OR LESS TEAM FOULS IN A GAME

2/2/10 vs. TCU, 11

BYU SCORED 90 POINTS

3/11/10 vs. TCU-MWC Quarterfinals 95-85 W

BYU SCORED 100 POINTS

3/6/10 at TCU 107-77 W

BYU SCORED 110 POINTS

12/22/09 vs. Nevada 110-104 W

BYU SCORED LESS THAN 50 POINTS IN A GAME

1/15/08 at UNLV 41-70 L

HELD OPPONENT TO LESS THAN 50 POINTS IN A GAME

2/13/10 vs. Air Force 91-48 W

BYU SCORED LESS THAN 40 POINTS IN A GAME

2/21/05 at Air Force 39-70 L

HELD OPPONENT TO LESS THAN 40 POINTS IN A GAME

12/19/09 vs. Eastern Washington 91-34 W

SHOT 60% FG

3/6/10 at TCU, (.623), 38-61

OPPONENT SHOT 60% FG

12/22/05 at Utah State, (.600), 36-60

SHOT 70% FG IN A HALF

3/6/10 at TCU, (.720), 18-25

DID NOT MISS A 2-POINT ATTEMPT IN A HALF

2/23/04 vs. Air Force, 13-13 inside the arc, (14-17, .824 overall)

SHOT LESS THAN 30% FG

2/21/05 at Air Force, (.280), 14-50

SHOT 100% FT

1/23/10 at San Diego State (8-8)

SHOT 90% FT (at least 10 attempts)

12/22/09 vs. Nevada, (.964), 27-28

SHOT LESS THAN 50% FT

11/20/08 vs. North Florida, (.400), 4-10

SHOT 60% THREE-POINTERS

2/13/10 vs. Air Force, (.600), 12-20

SHOT 70% THREE-POINTERS

1/26/08 vs. New Mexico, (.813), 13-16

OPPONENT SCORED LESS THAN 20 POINTS IN FIRST HALF

12/19/09 vs. Eastern Washington, 14 (BYU led 55-14)

OPPONENT SCORED LESS THAN 20 POINTS IN SECOND HALF

1/13/10 at Air Force, 18 (31-18, BYU won 67-49)

BYU SCORED LESS THAN 20 POINTS IN THE FIRST HALF

2/21/05 at Air Force, 13 (BYU trailed 13-37)

BYU SCORED LESS THAN 20 POINTS IN THE SECOND HALF

1/15/00 vs. Utah, 19

OPPONENT SCORED 50 OR MORE POINTS IN A HALF

2/6/10 at UNLV, 56 (first half)

BYU SCORED 50 OR MORE POINTS IN FIRST HALF

3/6/10 at TCU, 57

BYU SCORED 50 OR MORE POINTS IN SECOND HALF

3/11/10 vs. TCU-MWC Quarterfinals, 56

BYU SCORED 60 OR MORE POINTS IN FIRST HALF

2/25/93 vs. Sacramento St., 62

BYU SCORED 60 OR MORE POINTS IN SECOND HALF

12/22/09 vs. Nevada, 64

WON BY 50 OR MORE POINTS (largest margin ever)

12/22/06 vs. W. Oregon (62) 102-40

WON BY 50 OR MORE POINTS (largest vs Division I)

12/19/09 vs. Eastern Washington (57) 91-34

WON BY 40 OR MORE POINTS

2/13/10 vs. Air Force (43) 91-48

WON BY 30 OR MORE POINTS

3/6/10 at TCU (30) 107-77

WON BY 25 OR MORE POINTS

3/6/10 at TCU (30) 107-77

LOST BY 35-plus POINTS

11/22/04 vs. North Carolina (36) 86-50

LOST BY 30-plus POINTS

2/21/05 at Air Force (31) 39-70

LOST BY 25-plus POINTS

1/15/08 at UNLV (29) 70-41

PLAYED OVERTIME GAME

1/27/09 at Utah, 88-94 L

WON IN SINGLE OVERTIME

2/26/08 at New Mexico, 70-69

LOST IN OVERTIME

1/27/09 at Utah, 88-94

PLAYED A DOUBLE OT GAME

3/5/88 vs. UTEP 80-83 L 2OT

PLAYED A TRIPLE OT GAME

2/28/98 at UTEP 76-75 W 3OT

WON 15 STRAIGHT GAMES

2009-10 (15)

WON 10 STRAIGHT GAMES

2009-10 (15)

WON 9 STRAIGHT GAMES

2009-10 vs. San Francisco, Arizona State, at Fresno State, Wagner, Eastern Washington, vs. Nevada, vs. Nebraska, at Arizona, vs. Eastern New Mexico

WON 8 STRAIGHT GAMES

2009-10 vs. San Francisco, Arizona State, at Fresno State, Wagner, Eastern Washington, vs. Nevada, vs. Nebraska, at Arizona

LOST 3 STRAIGHT GAMES

2004-05 (three times)
last time - @ New Mexico, @ Air Force, @ Utah

LOST 4 STRAIGHT GAMES

2004-05 @ New Mexico, @ Air Force, @ Utah, UNLV

LOST 5 STRAIGHT

2004-05 @ UNM, @ AFA, @ Utah, UNLV, vs. UNM (at MWC)

LOST 9 STRAIGHT

1997-98

LOST 10 STRAIGHT GAMES

1996-97 (21) - school record

PLAYED AN NCAA TOURNAMENT GAME

3/20/08 vs. Texas A&M 62-67 L

WON AN NCAA TOURNAMENT GAME

3/18/93 vs. SMU 80-71 W
Then lost to Kansas 76-90 in second round

WON TWO NCAA TOURNAMENT GAMES

1980-81 Princeton 60-51, UCLA 78-55, Notre Dame 51-50, then lost to Virginia 60-74

WON THREE NCAA TOURNAMENT GAMES

1980-81 Princeton 60-51, UCLA 78-55, Notre Dame 51-50, then lost to Virginia 60-74

WON FOUR NCAA TOURNAMENT GAMES

Never

PLAYED IN THE NIT

3/15/06 at Houston 67-77 L

WON AN NIT GAME

3/14/02 vs. UC Irvine 78-55 W

WON TWO NIT GAMES

1999-00 Bowling Green 81-54, So. Illinois 82-57
Then lost to Notre Dame in quarterfinals

WON THREE NIT GAMES

1965-66 NIT CHAMPIONS
1950-51 NIT CHAMPIONS

WON CONFERENCE TOURNEY

2000-01

WON CONFERENCE REGULAR SEASON

2008-09

WON CONFERENCE REGULAR SEASON OUTRIGHT

2007-08

DEFEATED A RANKED TEAM

11/23/07 vs. Louisville (6/6), 78-76

DEFEATED A RANKED TEAM AT HOME

2/3/07 vs. UNLV (NR/25), 90-63

DEFEATED A RANKED TEAM ON THE ROAD

2/27/07 at Air Force (20/25), 62-58

WAS RANKED IN THE TOP 25 AP POLL

3/8/10 Ranked 14th

WAS RANKED IN THE TOP 25 COACHES POLL

3/8/10 Ranked 15th

FINISHED SEASON RANKED IN THE TOP 25 AP POLL

2007-08 Season - 24th (AP)

2009-10 Box Scores

2009-10 BYU Men's Basketball

BYU vs. Bradley - Game #1

11/13/09 7:30 pm. at Marriott Center, Provo, Utah
VISITORS: Bradley Braves 0-1, 0-0 MWC

#	Player	totfg		3pt		rebounds			pf	a	to	blk	s	min	
		fg	fga	fg	fga	fta	of	de							tot
02	Dunson, Dodie	f	0	4	0	2	0	2	0	1	2	0	1	0	25
24	Warren, Andrew	f	4	13	2	5	3	2	4	6	2	13	3	0	35
54	Singh, Sam	c	1	2	0	0	0	0	2	0	2	3	2	1	0
01	McDain, Eddren	g	2	6	0	3	2	4	3	6	1	1	1	0	24
05	Manniscalco, Sam	g	3	10	3	5	6	0	2	2	4	15	2	0	34
21	Egolf, Will	g	3	5	0	0	0	0	3	3	6	0	3	0	12
23	Roberts, Chris	g	5	7	1	2	5	1	4	5	3	16	2	1	26
32	Simms-Edwards, D.	0	2	0	0	0	2	2	2	2	2	0	2	0	14
34	Knezevic, Milo	0	0	0	0	0	0	0	0	0	0	0	0	0	
41	Thompson, Anthony	0	1	0	0	2	2	0	3	3	0	2	0	1	
TEAM		2 2 4													
Totals.....		18 50 6 17 18 27 10 22 32 22 60 12 15 3 5 200													

TOTAL FG%	1st Half: 6:22 27.3%	2nd Half: 12:28 42.9%	Game: 36.0%	DEADBALL
3Pt. FG%	1st Half: 3:6 37.5%	2nd Half: 3:9 33.3%	Game: 35.3%	REBOUNDS
F Throw %	1st Half: 10:12 83.3%	2nd Half: 8:15 53.3%	Game: 66.7%	2

HOME TEAM: BYU COUGARS 1-0; MWC 0-0

#	Player	totfg		3pt		rebounds			pf	a	to	blk	s	min	
		fg	fga	fg	fga	fta	of	de							tot
04	EMERY, Jackson	f	1	4	1	3	2	0	0	6	6	4	5	2	1
24	TAVERNARI, Jonathanf	f	5	18	3	8	0	0	4	4	3	13	0	0	33
54	MILES, Chris	c	1	2	0	0	0	1	2	3	1	2	2	0	0
01	ABOJU, Charles	g	2	7	0	1	0	0	3	2	5	2	4	0	18
32	FREDETTE, Jimmer	g	6	14	1	5	12	14	1	4	5	1	25	4	0
00	DAVES, Brandon	1	1	0	0	1	4	3	0	3	4	3	0	2	10
02	MORGAN, JR., Lamont	0	0	0	0	0	0	0	0	0	0	0	0	0	
10	LOYD, JR., Michael	4	4	2	0	1	0	4	4	1	0	0	0	0	
12	MAGNISSON, Logan	0	1	0	0	0	1	1	2	0	0	0	0	0	
15	ANDERSON, James	0	0	0	0	0	0	0	0	2	0	0	0	0	
23	HAWS, Tyler	0	2	0	0	4	6	2	5	7	4	2	0	0	
34	HARTSOCK, Noah	2	2	0	0	0	0	2	3	4	0	0	1	0	
TEAM		1 2 3													
Totals.....		22 55 7 19 19 27 14 30 44 24 70 11 11 3 5 200													

TOTAL FG%	1st Half: 12:32 37.5%	2nd Half: 10:23 43.5%	Game: 40.0%	DEADBALL
3Pt. FG%	1st Half: 5:14 35.7%	2nd Half: 2:5 40.0%	Game: 36.8%	REBOUNDS
F Throw %	1st Half: 3:5 60.0%	2nd Half: 16:22 72.7%	Game: 70.4%	4

Officials: Tom O'Neill, David Hall, Kelly Self

Technical fouls: BRADLEY BRAVES=None, BYU COUGARS=None.

Attendance: 16276

Score by Periods	1st	2nd	Total
BRADLEY BRAVES	25	35	60
BYU COUGARS	32	38	70

Points in the paint:BRADM 16,BY 16. Points off turnovers:BRADM 12,BY 19.
2nd chance points:BRADM 11,BY 15. Fast break points:BRADM 2,BY 0.
Bench points:BRADM 24,BY 21. Score tied-1 time. Lead changed-1 time.
Last FG:BRADM 2nd:01:44, BY 2nd:05:09.
Largest lead:BRADM by 2 1st:19:30, BY by 13 2nd:05:09.

BYU vs. Idaho State - Game #2

11/17/09 7:30 pm. at Marriott Center, Provo, Utah
VISITORS: Idaho State 0-3, 0-0 Big Sky

#	Player	totfg		3pt		rebounds			pf	a	to	blk	s	min
		fg	fga	fg	fga	fta	of	de						
21	MONROE, Demetrius	f	3	11	0	1	6	5	11	1	7	1	3	0
33	BUSMA, Devidas	c	3	7	0	0	5	6	0	0	3	11	0	0
01	MORGAN, Amorrow	g	3	13	1	3	6	7	3	3	1	13	2	0
02	GILCHRIST, Broderick	g	0	6	0	1	3	4	1	4	5	2	3	3
20	CARSON, Donnie	g	3	8	1	1	0	2	2	4	1	7	1	0
04	LITTLE, Roland	g	1	1	0	0	1	4	0	2	2	3	9	0
05	LACEY, Mike	0	0	0	0	0	0	0	0	2	0	2	0	1
12	BALDWIN, Sherrad	0	0	0	0	0	0	0	1	1	0	0	2	1
23	KILPATRICK, Austin	1	4	1	4	0	0	1	1	3	1	1	0	0
25	TATUM, Chron	0	2	0	0	0	0	0	1	1	3	0	0	0
TEAM		3 2 5												
Totals.....		17 56 3 9 16 22 12 21 33 18 53 8 16 1 7 200												

TOTAL FG%	1st Half: 8:30 26.7%	2nd Half: 9:26 34.6%	Game: 30.4%	DEADBALL
3Pt. FG%	1st Half: 3:4 75.0%	2nd Half: 7:5 0.0%	Game: 33.3%	REBOUNDS
F Throw %	1st Half: 5:5 100%	2nd Half: 11:17 64.7%	Game: 72.7%	1

HOME TEAM: BYU COUGARS 2-0; MWC 0-0

#	Player	totfg		3pt		rebounds			pf	a	to	blk	s	min
		fg	fga	fg	fga	fta	of	de						
01	ABOJU, Charles	f	3	4	0	0	2	2	4	6	1	8	1	1
24	TAVERNARI, Jonathanf	f	2	12	0	6	0	2	4	6	2	4	2	0
54	MILES, Chris	c	1	4	0	2	2	2	4	1	4	0	0	1
04	EMERY, Jackson	g	6	9	5	8	2	3	4	7	4	19	3	0
32	FREDETTE, Jimmer	g	7	13	2	3	6	7	2	1	3	0	22	2
00	DAVES, Brandon	0	1	0	0	2	1	3	4	2	1	0	1	0
02	MORGAN, JR., Lamont	1	2	0	0	0	0	0	0	2	0	0	0	0
10	LOYD, JR., Michael	2	6	1	4	1	2	0	2	0	6	2	3	0
12	MAGNISSON, Logan	1	2	0	0	0	3	3	2	0	0	0	0	0
13	ZYLSTRA, Brock	0	0	0	0	0	0	0	1	0	0	0	0	0
15	ANDERSON, James	1	1	0	0	1	2	1	2	0	3	0	0	0
23	HAWS, Tyler	4	7	0	3	1	1	0	5	4	6	0	2	1
34	HARTSOCK, Noah	2	4	0	2	1	2	3	5	0	6	2	2	24
TEAM		3 2 5												
Totals.....		30 64 8 24 19 22 15 32 47 15 87 19 9 7 10200												

TOTAL FG%	1st Half: 13:30 43.3%	2nd Half: 17:34 50.0%	Game: 46.9%	DEADBALL
3Pt. FG%	1st Half: 3:11 27.3%	2nd Half: 5:13 38.5%	Game: 33.3%	REBOUNDS
F Throw %	1st Half: 14:15 93.3%	2nd Half: 5:7 71.4%	Game: 86.4%	1

Officials: Ruben Ramos, Mike Irving, Jimmy Casas

Technical fouls: Idaho State=None, BYU COUGARS=None.

Attendance: 8637

Score by Periods	1st	2nd	Total
Idaho State	24	28	53
BYU COUGARS	43	44	87

Points in the paint:ISU 16,BY 36. Points off turnovers:ISU 4,BY 25.
2nd chance points:ISU 12,BY 19. Fast break points:ISU 0,BY 10.
Bench points:ISU 12,BY 30. Score tied-1 time. Lead changed-6 times.
Last FG:ISU 2nd:04:13, BY 2nd:00:16.
Largest lead:ISU by 3 1st:16:37, BY by 35 2nd:00:16.

BYU at Hawaii - Game #3

11/20/09 7:05 pm. at Stan Sheriff Center - Honolulu, HI
VISITORS: Brigham Young 3-0

#	Player	totfg		3pt		rebounds			pf	a	to	blk	s	min
		fg	fga	fg	fga	fta	of	de						
04	EMERY, Jackson	* 4	7	1	4	2	4	2	4	6	2	11	2	1
23	HAWS, Tyler	* 4	9	0	2	4	0	0	0	3	12	1	0	1
24	TAVERNARI, Jonathan*	* 7	14	3	7	0	0	0	5	5	2	17	0	0
32	FREDETTE, Jimmer	* 9	14	0	2	2	2	0	0	2	20	8	2	1
54	MILES, Chris	* 0	0	0	0	0	0	0	1	1	2	0	0	0
00	DAVES, Brandon	3	3	0	0	0	0	0	1	1	6	1	0	0
01	ABOJU, Charles	1	3	0	0	0	1	0	1	2	0	0	1	0
02	MORGAN, JR., Lamont	1	2	0	0	0	1	0	1	0	2	2	1	0
10	LOYD, JR., Michael	2	3	2	2	0	0	0	0	0	6	0	0	0
12	MAGNISSON, Logan	0	0	0	0	0	0	0	0	0	0	0	0	0
13	ZYLSTRA, Brock	1	1	0	0	0	0	0	0	0	2	0	0	0
15	ANDERSON, James	0	1	0	0	0	0	0	3	1	4	2	0	0
34	HARTSOCK, Noah	2	4	0	0	1	3	4	7	3	5	0	2	1
TEAM		1 2 1												
Totals.....		34 61 6 17 9 11 11 16 27 19 83 15 10 3 11 200												

TOTAL FG%	1st Half: 18:33 54.5%	2nd Half: 16:29 57.1%	Game: 55.7%	DEADBALL
3Pt. FG%	1st Half: 4:11 36.4%	2nd Half: 2:6 33.3%	Game: 35.3%	REBOUNDS
F Throw %	1st Half: 1:1 100%	2nd Half: 8:10 80.0%	Game: 81.8%	0,1

HOME TEAM: Hawaii 1-2

#	Player	totfg		3pt		rebounds			pf	a	to	blk	s	min
		fg	fga	fg	fga	fta	of	de						
01	Balocka, Petras	* 5	8	0	0	2	2	4	6	10	3	12	4	2
02	Thompson, Hiram	* 3	6	2	3	7	7	1	5	6	1	15	5	6
05	Williams, Dwan	* 0	5	0	3	0	0	1	2	3	2	0	1	0
21	Campbell, Paul	* 1	7	0	3	5	4	0	4	1	5	0	0	1
23	Flemings, Roderick	* 5	12	0	2	4	1	0						

2009-10 Box Scores

2009-10 BYU Men's Basketball

BYU vs. San Francisco – Game #7

12/05/09 4:05 pm at Energy Solutions Arena, Salt Lake City
VISITORS: San Francisco 26

#	Player	fg	fga	ft	fta	of	de	tot	pf	tp	a	to	blk	s	min	
22	BLACKWELL, Pernis	f	3	11	0	0	2	8	5	0	4	8	1	2	0	29
32	CALOJARO, Angelo	f	2	4	2	3	0	5	4	3	6	1	2	0	25	
12	BRIHA, Tomas	c	1	4	0	0	0	3	4	7	2	2	0	0	18	
01	VAUGHN, Kwame	g	4	8	2	2	3	7	2	2	1	1	0	1	30	
13	GREEN, Rashad	g	0	2	0	1	2	3	4	1	3	2	0	0	19	
05	WILLIAMS, Michael	1	4	0	2	0	0	1	2	2	2	1	0	0	20	
11	BRVANT, Dontae	0	3	0	1	0	0	0	1	0	2	3	0	2	24	
21	DIARRA, Moustapha	5	7	0	3	4	1	5	6	3	13	0	5	0	23	
31	STOJILJKOVIC, Nikola	0	3	0	2	0	0	0	0	0	0	1	0	0	12	
TEAM		1														
Totals.....		16	46	2	11	9	19	10	21	31	16	43	9	19	0	200

TOTAL FG%	1st Half: 10.23 43.5%	2nd Half: 6.23 26.1%	Game: 34.8%	DEADBALL
3Pt. FG%	1st Half: 2.5 40.0%	2nd Half: 7.14 50.0%	Game: 18.2%	REBOUNDS
F Throw %	1st Half: 2.5 40.0%	2nd Half: 7.14 50.0%	Game: 47.4%	6

HOME TEAM: BYU COUGARS 6-1

#	Player	fg	fga	ft	fta	of	de	tot	pf	tp	a	to	blk	s	min
34	HARTSOCK, Noah	f	1	2	0	0	0	5	2	2	2	0	2	2	28
54	MILES, Chris	c	2	4	0	1	1	2	3	4	5	0	0	1	15
04	EMERY, Jackson	g	5	7	3	5	1	1	4	4	3	14	2	0	29
23	HAWS, Tyler	g	4	8	0	3	2	2	0	2	12	0	1	0	26
32	FREDETTE, Jimmer	g	4	8	1	2	4	0	3	3	1	3	6	5	28
00	DAVIES, Brandon	1	2	0	2	0	3	3	4	0	4	1	0	1	15
01	ABDU, Charles	1	4	0	1	2	1	2	0	4	1	1	0	1	9
02	MORGAN, JR., Lamont	2	2	1	1	0	0	0	5	3	0	0	1	12	
10	LOYD, JR., Michael	0	0	0	0	0	0	0	0	0	0	0	0	5	
11	Brown, Jerry	0	1	0	0	0	1	1	1	0	0	0	0	3	
13	ZYLSTRA, Brock	0	0	0	0	0	0	0	0	0	0	0	0	2	
15	ANDERSON, James	0	2	0	0	0	0	1	1	0	0	0	0	4	
24	TAVERNARI, Jonathan	4	9	2	5	0	0	2	2	2	10	0	0	0	25
TEAM		1													
Totals.....		25	49	7	17	12	3	24	27	19	69	15	14	4	200

TOTAL FG%	1st Half: 14.26 53.8%	2nd Half: 11.23 47.8%	Game: 51.0%	DEADBALL
3Pt. FG%	1st Half: 4.11 36.4%	2nd Half: 3.6 50.0%	Game: 41.2%	REBOUNDS
F Throw %	1st Half: 3.3 100%	2nd Half: 9.9 100%	Game: 100%	0

Officials: Bob Staffen, Mike Pleed, Bill Kennedy
Technical fouls: San Francisco=None. BYU COUGARS=None.
Attendance: 10106

Score by Periods
BYU COUGARS 24 19 43
San Francisco 35 34 69
Tavernari (#24) sets BYU record for most 3-pointers in career (214).

Points in the paint-USF 22, BYU 33. Points off turnovers-USF 7, BYU 20.
2nd chance points-USF 5, BYU 9. Fast break points-USF 2, BYU 21.
Bench points-USF 15, BYU 23. Score tied 1 time. Lead changed 2 times.
Last FG-USF 2nd-00:07, BYU 2nd-02:25.
Largest lead-USF by 1 1st-17:04, BYU by 32 2nd-02:25.

BYU vs. Arizona State – Game #8

12/08/09 8:02 pm at Marriott Center, Provo, Utah
VISITORS: Arizona State 6-3

#	Player	fg	fga	ft	fta	of	de	tot	pf	tp	a	to	blk	s	min	
30	Kuksis, Richards	f	4	10	4	8	1	2	0	3	4	13	1	0	29	
02	Boateng, Eric	c	2	6	0	0	2	4	3	6	0	5	0	1	24	
03	Abbott, Ty	g	2	7	0	3	0	0	1	3	4	5	4	1	0	26
10	McMillan, Janelle	g	2	3	0	1	0	0	6	6	4	4	2	0	33	
12	Glassen, Derek	g	6	11	3	5	7	8	0	1	1	0	22	5	30	
11	Thompson, Brandon	0	1	0	0	0	0	0	0	0	0	0	0	0	1	
22	Rudd, Victor	0	2	0	0	0	0	1	1	2	0	0	0	0	3	
24	Lockett, Trent	2	3	0	0	3	4	0	2	2	2	7	1	2	22	
32	Rohde, Taylor	2	3	0	0	4	5	1	2	0	8	0	0	0	14	
40	Walker, Demetrius	1	2	1	1	1	2	2	0	2	0	0	0	0	4	
44	Shipp, Jerren	0	0	0	0	0	0	1	1	0	0	0	0	0	8	
TEAM		1														
Totals.....		21	47	8	20	18	23	2	25	27	19	68	10	12	3	

TOTAL FG%	1st Half: 9.20 40.0%	2nd Half: 13.27 48.1%	Game: 44.7%	DEADBALL
3Pt. FG%	1st Half: 0.5 0.0%	2nd Half: 1.5 53.3%	Game: 40.0%	REBOUNDS
F Throw %	1st Half: 7.8 87.5%	2nd Half: 11.15 73.3%	Game: 78.3%	3

HOME TEAM: BYU COUGARS 7-1

#	Player	fg	fga	ft	fta	of	de	tot	pf	tp	a	to	blk	s	min
34	HARTSOCK, Noah	f	6	9	0	0	1	1	3	4	1	3	0	0	25
54	MILES, Chris	c	2	2	0	0	2	3	1	2	4	6	0	1	12
04	EMERY, Jackson	g	5	9	5	9	2	3	0	5	5	3	17	2	0
23	HAWS, Tyler	g	5	10	1	3	6	5	11	1	7	3	2	0	37
32	FREDETTE, Jimmer	g	1	13	0	5	8	0	4	0	10	6	0	1	38
00	DAVIES, Brandon	1	1	0	0	0	0	1	2	3	2	1	0	1	07
01	ABDU, Charles	2	2	1	1	0	0	0	0	3	5	0	0	0	10
02	MORGAN, JR., Lamont	0	0	0	0	0	0	0	0	0	0	0	0	0	6
10	LOYD, JR., Michael	1	3	0	0	0	0	0	1	2	2	0	0	1	4
24	TAVERNARI, Jonathan	8	13	3	4	0	0	5	2	9	4	1	1	25	
TEAM		1													
Totals.....		25	57	8	23	23	9	26	35	18	81	19	6	200	

TOTAL FG%	1st Half: 19.30 43.3%	2nd Half: 12.27 44.4%	Game: 43.9%	DEADBALL
3Pt. FG%	1st Half: 5.11 45.5%	2nd Half: 3.12 25.0%	Game: 34.0%	REBOUNDS
F Throw %	1st Half: 9.9 89.9%	2nd Half: 15.16 93.8%	Game: 92.0%	0

Officials: David Hall, Scott Thornley, Randal McCall
Technical fouls: Arizona State=None. BYU COUGARS=None.
Attendance: 11587

Score by Periods
BYU COUGARS 23 45 68
Arizona State 39 42 81

Points in the paint-ASU 26, BYU 24. Points off turnovers-ASU 4, BYU 8.
2nd chance points-ASU 2, BYU 16. Fast break points-ASU 8, BYU 6.
Bench points-ASU 19, BYU 18. Score tied 0 times. Lead changed 1 time.
Last FG-ASU 2nd-01:07, BYU 2nd-02:39.
Largest lead-ASU by 3 1st-16:19, BYU by 20 2nd-16:55.

BYU vs. Fresno State – Game #9

12/12/09 7:00 pm at Save Mart Center, Fresno, California
VISITORS: BYU 8-1

#	Player	fg	fga	ft	fta	of	de	tot	pf	tp	a	to	blk	s	min	
34	HARTSOCK, Noah	f	4	5	0	0	1	3	1	10	11	2	9	0	0	26
54	MILES, Chris	c	2	0	0	0	0	0	3	5	8	2	0	0	28	
04	EMERY, Jackson	g	1	8	5	5	2	0	0	2	4	0	0	4	15	
23	HAWS, Tyler	g	7	11	3	5	0	0	1	3	4	3	17	1	30	
32	FREDETTE, Jimmer	g	8	16	4	8	4	5	2	1	3	2	24	7	0	
00	DAVIES, Brandon	0	0	0	0	1	4	1	1	2	3	1	1	0	6	
01	ABDU, Charles	0	1	0	0	0	0	0	0	0	0	0	0	0	3	
02	MORGAN, JR., Lamont	1	2	1	2	0	0	0	0	0	3	1	1	0	10	
10	LOYD, JR., Michael	2	4	0	1	0	0	0	0	0	4	3	2	0	15	
15	ANDERSON, James	0	0	0	0	0	0	0	0	1	0	1	0	0	3	
45	TAVERNARI, Jonathan	4	11	2	6	0	0	0	4	4	3	10	1	3	0	
TEAM		2														
Totals.....		27	60	10	27	8	14	10	25	35	20	72	17	18	4	

TOTAL FG%	1st Half: 14.32 43.6%	2nd Half: 13.26 46.4%	Game: 45.0%	DEADBALL
3Pt. FG%	1st Half: 6.15 40.0%	2nd Half: 4.12 33.3%	Game: 37.0%	REBOUNDS
F Throw %	1st Half: 1.1 100%	2nd Half: 7.13 53.8%	Game: 57.1%	3

HOME TEAM: Fresno State 4-5

#	Player	fg	fga	ft	fta	of	de	tot	pf	tp	a	to	blk	s	min
24	George, Paul	f	4	10	1	3	5	8	4	7	5	14	5	0	6
30	Seay, Sylvester	f	6	13	2	5	2	4	1	6	7	2	16	3	7
22	Smith, Greg	c	8	16	0	5	7	2	6	8	2	21	0	3	1
12	Shepp, Steven	g	0	4	0	3	0	0	1	3	4	3	2	0	3
32	Sperling, Brandon	g	1	3	0	1	2	3	4	1	4	4	2	0	3
01	Ladd, Mike	3	8	1	3	1	2	1	0	1	0	8	0	0	21
03	Kelly, Taylor	0	0	0	0	0	0	0	0	0	0	0	0	0	3
11	Brown, Jerry	2	2	0	0	0	0	1	1	2	4	0	1	0	8
42	Webster, Brandon	0	0	0	0	0	0	0	0	0	0	0	0	0	4
TEAM		2													
Totals.....		24	56	4	15	20	9	25	34	15					

2009-10 Box Scores

2009-10 BYU Men's Basketball

BYU vs. Nebraska – Game #13

12/23/09 7 pm at Las Vegas Classic Orleans Arena
VISITORS: Nebraska 9-3

#	Player	totfg		3pt		rebounds					pf	tp	a	blk	s	min	
		fg	fga	fg	fga	ft	fta	of	de	tot							
05	Henry, Sek	* 2	7	0	3	2	2	0	0	0	3	6	2	1	1	0	20
15	Ubel, Brandon	* 3	7	0	1	1	2	2	3	5	0	7	0	4	0	0	24
15	Collings, Ray	* 0	2	0	1	0	0	0	3	3	1	0	1	1	0	0	21
21	Dist. Jorge Brian	* 3	5	0	0	1	2	0	1	4	0	7	0	1	0	0	18
34	Jeter, Lance	* 1	6	0	1	2	1	1	2	4	3	5	3	0	1	0	21
01	Jones, Eshaunte	6	11	5	7	4	4	0	3	3	2	21	2	0	0	1	27
02	Holley, Myles	1	3	0	0	1	1	0	1	2	3	2	2	0	0	1	11
03	Richardson, Brandon	3	5	1	1	6	8	0	0	0	0	13	2	0	0	2	21
12	Karrn, Matt	0	0	0	0	0	0	0	0	0	0	0	0	0	0	0	1
23	Hankins-Cole, Quincy	2	3	0	0	0	2	1	2	4	0	0	0	0	0	0	15
24	Coleman, Adrien	* 1	2	0	0	0	0	0	1	1	0	2	0	2	0	1	5
35	Nelson, Ben	1	1	0	0	0	0	1	1	2	3	0	0	0	0	0	5
	TEAM										1	3	4				
	Totals.....	22	52	6	14	16	23	7	17	24	24	66	14	14	2	5	200

TOTAL FG%	1st Half: 10:29 34.5%	2nd Half: 12:23 52.2%	Game: 42.3%	DEADBALL
3-Pt. FG%	1st Half: 3:08 37.5%	2nd Half: 3:49 50.0%	Game: 42.9%	REBOUNDS
F Throw %	1st Half: 12:16 75.0%	2nd Half: 4:7 57.1%	Game: 69.6%	5

HOME TEAM: BYU 12-1

#	Player	totfg		3pt		rebounds					pf	tp	a	blk	s	min	
		fg	fga	fg	fga	ft	fta	of	de	tot							
04	EMERY, Jackson	* 6	9	4	6	7	7	0	8	8	1	23	3	1	0	3	35
23	HAWES, Tyler	* 3	5	1	2	0	0	1	3	4	2	7	1	2	0	0	34
32	FREDETTE, Jimmy	* 8	12	0	2	8	9	0	3	3	2	3	2	4	3	1	34
34	HARTSOCK, Noah	* 2	4	0	0	0	0	3	3	2	4	2	2	1	0	0	25
54	MILES, Chris	* 2	2	0	0	4	1	2	2	4	2	1	0	0	0	0	20
00	DAVIES, Brandon	6	7	0	0	6	2	2	4	4	14	0	2	0	0	0	14
01	ABOUQ, Charles	0	1	0	0	1	2	0	0	0	1	0	0	0	0	0	3
02	MORGAN, JR., Lamont	0	0	0	0	0	0	0	0	2	0	1	2	0	1	6	
10	LOYD, JR., Michael	1	2	1	1	0	0	1	1	2	3	0	1	0	0	8	
12	MAGNUSSON, Logan	0	0	0	0	0	0	0	0	0	0	0	0	0	0	0	2
13	ZYLSTRA, Brock	2	4	0	0	0	0	0	3	3	2	4	2	0	0	0	15
15	ANDERSON, James	0	1	0	0	1	2	1	0	1	0	1	0	0	0	0	2
45	TAVERNARI, Jonathan	2	6	1	5	2	2	0	3	3	2	7	3	1	0	0	18
	TEAM										2	3	5				
	Totals.....	30	49	7	16	21	32	8	27	35	19	88	16	15	2	5	200

TOTAL FG%	1st Half: 16:24 66.7%	2nd Half: 14:25 56.0%	Game: 61.2%	DEADBALL
3-Pt. FG%	1st Half: 5:8 62.5%	2nd Half: 2:4 25.0%	Game: 43.8%	REBOUNDS
F Throw %	1st Half: 12:17 70.6%	2nd Half: 9:15 60.0%	Game: 65.6%	5

Officials: Chellette, Meddoo, Banania

Technical fouls: Nebraska-TEAM, BYU-None.

Attendance: 1817

Score by Periods

BYU	49	39	88
-----	----	----	----

Points in the paint:NU 24,BY 30. Points off turnovers:NU 16,BY 18.

2nd chance points:NU 3,BY 8. Fast break points:NU 0,BY 8.

Bench points:NU 43,BY 26. Score tied 0 times. Lead changed 0 times.

Last FG:NU 2nd:00:18, BY 2nd:01:15.

Largest lead:NU None, BY by 32 1st:08:47.

BYU vs. Arizona – Game #14

Bingham Young vs Arizona

12/28/09 7 p.m. MST at Olson Court, McKale Center, Tucson, AZ

VISITORS: Bingham Young 13-1

#	Player	totfg		3pt		rebounds					pf	tp	a	blk	s	min	
		fg	fga	fg	fga	ft	fta	of	de	tot							
34	HARTSOCK, Noah	f 2	7	0	0	1	2	4	1	5	3	5	0	0	1	0	21
54	MILES, Chris	f 4	7	0	0	0	0	2	2	4	8	2	2	0	0	2	22
04	EMERY, Jackson	g 5	10	3	7	0	0	1	6	7	1	13	8	0	1	2	31
23	HAWES, Tyler	g 5	8	2	4	0	0	1	3	3	12	0	1	0	1	32	
32	FREDETTE, Jimmy	g 16	23	9	13	8	9	1	6	7	2	49	9	5	0	2	36
00	DAVIES, Brandon	2	5	0	0	2	3	1	2	4	6	0	0	0	0	1	13
01	ABOUQ, Charles	1	1	0	0	0	0	0	0	0	0	0	0	0	0	0	5
02	MORGAN, JR., Lamont	0	0	0	0	0	0	1	0	1	0	0	0	0	0	0	5
10	LOYD, JR., Michael	0	0	0	0	0	0	0	0	0	0	0	1	0	0	0	6
12	MAGNUSSON, Logan	0	0	0	0	0	0	0	0	0	0	0	0	0	0	0	2
13	ZYLSTRA, Brock	0	0	0	0	0	0	0	1	1	0	0	0	0	0	0	1
15	ANDERSON, James	1	2	0	0	0	0	0	0	0	2	2	0	0	0	0	4
45	TAVERNARI, Jonathan	1	2	0	0	0	0	5	2	2	2	2	2	0	0	0	22
	TEAM										1	1					
	Totals.....	37	65	14	25	11	14	11	23	34	21	99	22	11	2	8	200

TOTAL FG%	1st Half: 19:32 59.4%	2nd Half: 18:33 54.5%	Game: 56.9%	DEADBALL
3-Pt. FG%	1st Half: 10:17 58.8%	2nd Half: 4:8 50.0%	Game: 56.0%	REBOUNDS
F Throw %	1st Half: 3:4 75.0%	2nd Half: 8:10 80.0%	Game: 78.6%	2

HOME TEAM: Arizona 6-6

#	Player	totfg		3pt		rebounds					pf	tp	a	blk	s	min	
		fg	fga	fg	fga	ft	fta	of	de	tot							
23	Williams, Derrick	f 5	9	0	0	7	10	2	5	7	1	17	1	5	0	0	24
42	Horne, Janelle	f 2	8	1	3	0	0	2	4	6	0	5	3	2	0	0	22
44	Hill, Solomon	f 6	10	1	2	0	0	2	0	2	3	13	3	1	1	1	29
13	Wise, Nic	g 3	8	0	4	2	2	2	2	2	8	0	0	0	0	1	29
21	Foga, Kyle	g 5	12	1	4	5	6	1	0	1	1	16	2	0	0	0	24
01	Natyazhko, Kyril	1	1	0	0	0	0	0	0	0	0	0	0	0	0	0	7
03	Perron, Kevin	2	3	0	1	0	5	2	1	3	1	4	1	0	0	0	14
12	Jones, Lamont	2	4	0	2	0	0	1	1	2	4	0	0	0	0	0	22
24	Lavender, Brandon	0	1	0	1	0	0	0	0	0	0	1	1	0	0	0	15
33	Shupert, D.J.	0	0	0	0	0	0	0	1	1	0	0	0	0	0	0	4
50	Jacobson, Alex	1	1	0	0	0	1	2	3	2	2	0	1	0	0	0	10
	TEAM										1	1					
	Totals.....	26	56	3	17	14	23	11	17	28	13	69	11	19	2	5	200

TOTAL FG%	1st Half: 13:30 43.3%	2nd Half: 13:26 50.0%	Game: 46.4%	DEADBALL
3-Pt. FG%	1st Half: 2:7 28.6%	2nd Half: 1:10 10.0%	Game: 17.6%	REBOUNDS
F Throw %	1st Half: 8:10 80.0%	2nd Half: 6:13 46.2%	Game: 60.9%	5,1

Officials: Mike Reed, Mike Sypfers, J.R. Orr

Technical fouls: Bingham Young-None, Arizona-None.

Attendance: 13992

Score by Periods

BYU	36	31	67
Air Force	31	18	49

2009 Desert Diamond Fiesta Bowl Classic

Points in the paint:BY 28,ARIZ 34. Points off turnovers:BY 27,ARIZ 17.

2nd chance points:BY 6,ARIZ 11. Fast break points:BY 8,ARIZ 2.

Bench points:BY 12,ARIZ 10. Score tied 1 time. Lead changed 1 time.

Last FG:BY 2nd:00:50, ARIZ 2nd:01:08.

Largest lead:BY by 33 2nd:03:00, ARIZ by 2 1st:19:30.

BYU vs. Eastern New Mexico – Game #15

01/02/10 7:05 pm at Marriott Center, Provo, Utah

VISITORS: Eastern New Mexico 5-6

#	Player	totfg		3pt		rebounds					pf	tp	a	blk	s	min	
		fg	fga	fg	fga	ft	fta	of	de	tot							
21	BROWN, Michael	f 3	6	0	0	0	0	0	2	2	3	6	0	1	0	0	22
30	JEFFERSON, Tyler	f 5	13	0	1	0	0	0	4	2	6	10	1	2	0	0	34
05	NEPPER, Reggie	g 1	3	0	1	0	0	0	0	0	1	2	1	1	0	0</	

2009-10 Box Scores

2009-10 BYU Men's Basketball

BYU vs. Colorado State -- Game #19

Colorado State vs BYU COUGARS
01/16/10 4:02 pm at Marriott Center, Provo, Utah
VISITORS: Colorado State 11-6, 2-1 MWC

#	Player	totfg		3-pt		rebounds			pf	ft	a	to	blk	s	min														
		fg	fga	fg	fga	ft	fta	of								de	tot												
01	FRANKLIN, Travis	f	2	6	0	0	0	1	3	1	4	3	4	0	6	0	0	24											
04	HORNINGS, Pierce	f	2	3	0	0	0	1	2	2	4	4	4	0	1	0	1	29											
03	OGIDE, Andy	f	3	5	0	0	0	1	5	6	1	7	1	5	0	0	0	19											
12	NGIGN, Adam	g	1	6	1	4	3	4	0	2	2	1	6	0	2	0	2	23											
22	GREEN, Donian	g	2	8	0	2	3	6	0	3	3	2	7	2	1	0	1	29											
00	BODCAR BA, Mame	g	1	0	0	0	0	2	2	2	0	3	0	0	0	0	1	11											
10	BUSCH, Travis	g	2	3	0	0	2	2	3	5	0	6	0	2	0	0	0	8											
13	MCFARLAND, Andre	g	4	0	2	0	0	0	0	0	0	2	0	0	0	0	1	14											
15	ANNESSE, Mike	g	0	2	0	0	0	0	1	0	1	0	1	0	0	0	0	8											
20	PERRY, Harvey	c	0	4	0	2	0	0	0	1	1	0	1	2	0	0	0	10											
40	DUNN, Ann	g	1	0	0	0	0	0	2	2	1	1	0	0	0	0	0	8											
44	SMITH, Greg	g	4	9	0	2	5	6	0	1	1	1	1	3	0	2	0	21											
TEAM																													
Totals.....		16		51		1		13		14		22		34		20		47		5		23		1		4		200	

TOTAL FG%	1st Half: 12:29 41.4%	2nd Half: 12:23 52.2%	Game: 46.2%	DEADBALL
3-Pt. FG%	1st Half: 2:9 22.2%	2nd Half: 2:6 33.3%	Game: 25.7%	REBOUNDS
F Throw %	1st Half: 7:12 58.3%	2nd Half: 7:14 50.0%	Game: 53.8%	5

HOME TEAM: BYU Cougars 19-1, 4-0 MWC

#	Player	totfg		3-pt		rebounds			pf	ft	a	to	blk	s	min														
		fg	fga	fg	fga	ft	fta	of								de	tot												
23	HAWES, Tyler	f	3	5	1	2	4	4	0	2	2	0	11	2	0	0	0	25											
34	HARTSOCK, Noah	f	3	4	0	0	0	1	2	3	1	6	3	1	4	0	0	23											
54	MILES, Chris	c	1	2	0	0	1	1	1	1	1	1	1	0	0	0	0	3											
04	EMERY, Jackson	g	3	6	1	4	0	1	2	3	0	1	2	0	0	0	0	30											
32	FREDETTE, Jimmer	g	8	18	2	5	3	3	1	1	2	1	21	4	3	0	0	24											
00	DAVIES, Brandon	g	3	4	0	0	2	6	1	3	4	4	8	0	2	1	0	15											
01	ABOUQ, Charles	g	4	5	0	0	2	3	5	8	3	10	3	0	0	0	1	17											
02	MORGAN, JR., Lamont	g	2	2	1	0	0	0	1	1	0	5	1	1	0	0	0	16											
10	LOYD, JR., Michael	g	2	4	0	0	0	0	1	1	2	4	0	0	0	0	0	10											
12	MAGNUSSON, Logan	g	0	0	0	0	0	0	0	0	0	1	1	0	0	0	0	3											
15	ZYLSTRAND, Brock	g	0	0	0	0	0	0	0	0	0	0	0	0	0	0	0	3											
18	ANDERSON, James	g	0	0	0	0	0	0	0	0	0	0	0	0	0	0	0	3											
45	TAVERNARI, Jonathan	g	5	9	2	3	2	2	0	3	3	2	14	2	1	0	0	19											
TEAM																													
Totals.....		34		58		7		17		16		25		8		28		36		20		91		9		200			

TOTAL FG%	1st Half: 14:26 53.8%	2nd Half: 20:32 62.5%	Game: 58.6%	DEADBALL
3-Pt. FG%	1st Half: 4:7 15.2%	2nd Half: 3:10 30.0%	Game: 41.2%	REBOUNDS
F Throw %	1st Half: 6:11 54.5%	2nd Half: 10:14 71.4%	Game: 64.0%	1

Officials: Verne Harris, Ronnie Hernandez, Newton Chelette
Technical fouls: Colorado State-None, BYU COUGARS-None.
Attendance: 20155

Score by Periods	1st	2nd	Total
Colorado State	22	47	
BYU COUGARS	38	53	91

Points in the paint-CS 18, BY 32. Points off turnovers-CS 10, BY 30.
2nd chance points-CS 6, BY 11. Fast break points-CS 0, BY 14.
Bench points-CS 19, BY 43. Score tied 4 times. Lead changed 2 times.
Last FG-CS 2nd-00:00, BY 2nd-00:25.
Largest lead-CS by 1 1st-12:05, BY by 46 2nd-00:25.

BYU vs. Wyoming -- Game #20

Wyoming vs BYU Cougars
01/20/10 6:02 pm at Marriott Center, Provo, Utah
VISITORS: Wyoming 8-11, 1-4 MWC

#	Player	totfg		3-pt		rebounds			pf	ft	a	to	blk	s	min														
		fg	fga	fg	fga	ft	fta	of								de	tot												
11	MUJEKE, Afam	f	0	1	0	0	0	0	0	0	0	0	0	0	0	0	8												
25	THAM, Djibril	f	2	7	0	0	0	3	2	4	1	4	1	2	1	0	0	25											
15	WADDELL, Adam	c	6	10	0	0	3	5	1	3	2	4	1	15	0	1	2	30											
01	LUSTER, JayDee	g	3	7	0	2	3	5	0	3	3	3	9	6	2	0	1	30											
02	BOJUEDO, Arthur	g	5	10	2	4	1	2	0	1	0	1	3	13	0	0	0	27											
03	JACKSON, Desmar	g	3	3	0	0	0	0	0	1	1	3	6	1	0	0	11												
05	DERMODY, Ryan	g	2	6	0	0	1	3	3	0	0	0	0	0	0	0	0	28											
22	M'BAYE, Amath	g	2	2	0	0	1	2	2	4	6	3	5	0	6	0	1	14											
33	SYLLA, Bouabacar	g	1	0	0	0	0	0	0	3	3	1	0	0	0	0	0	4											
51	DAVIS, A.J.	g	1	5	0	2	6	8	0	2	2	8	1	2	0	0	0	23											
TEAM																													
Totals.....		24		52		4		15		14		26		9		24		33		21		66		9		17		4	

TOTAL FG%	1st Half: 9:24 37.5%	2nd Half: 7:27 25.9%	Game: 31.4%	DEADBALL
3-Pt. FG%	1st Half: 0:3 0.0%	2nd Half: 1:10 10.0%	Game: 7.7%	REBOUNDS
F Throw %	1st Half: 4:5 80.0%	2nd Half: 10:17 58.8%	Game: 63.6%	5

HOME TEAM: BYU COUGARS 18-1, 3-0 MWC

#	Player	totfg		3-pt		rebounds			pf	ft	a	to	blk	s	min														
		fg	fga	fg	fga	ft	fta	of								de	tot												
34	HARTSOCK, Noah	f	3	4	0	0	2	2	0	4	4	0	8	0	0	1	2	26											
54	MILES, Chris	c	2	3	0	0	1	2	0	5	3	5	3	2	0	1	0	23											
04	EMERY, Jackson	g	4	11	1	6	6	8	1	4	5	4	15	3	1	4	25												
23	HAWES, Tyler	g	8	12	4	5	4	4	2	6	0	24	0	2	1	0	35												
32	FREDETTE, Jimmer	g	3	11	1	4	4	7	2	4	6	2	11	3	0	0	2	32											
00	DAVIES, Brandon	g	2	6	0	0	1	2	0	1	1	3	5	0	2	0	0	13											
01	ABOUQ, Charles	g	3	5	0	0	0	0	3	3	2	6	1	0	0	0	9												
02	MORGAN, JR., Lamont	g	2	3	0	0	0	0	0	0	0	4	1	1	0	0	12												
10	LOYD, JR., Michael	g	0	0	0	0	0	0	0	0	0	3	0	0	0	0	8												
45	TAVERNARI, Jonathan	g	2	0	0	1	3	4	1	4	5	2	3	2	1	0	0	17											
TEAM																													
Totals.....		27		60		6		18		21		30		17		40		19		81		9		3		9		201	

TOTAL FG%	1st Half: 13:28 46.4%	2nd Half: 14:32 43.8%	Game: 45.0%	DEADBALL
3-Pt. FG%	1st Half: 4:11 36.4%	2nd Half: 2:7 28.6%	Game: 33.3%	REBOUNDS
F Throw %	1st Half: 11:13 84.6%	2nd Half: 10:17 58.8%	Game: 70.0%	4

Officials: Rick Batsell, Bob Staffen, Randy McCall
Technical fouls: Wyoming-None, BYU Cougars-None.
Attendance: 10931

Score by Periods	1st	2nd	Total
Wyoming	33	53	86
BYU Cougars	41	40	81

Points in the paint-WY 22, BY 28. Points off turnovers-WY 11, BY 15.
2nd chance points-WY 8, BY 10. Fast break points-WY 6, BY 4.
Bench points-WY 25, BY 18. Score tied 4 times. Lead changed 0 times.
Last FG-WY 2nd-00:14, BY 2nd-00:23.
Largest lead-WY None, BY by 18 2nd-13:21.

BYU at San Diego State -- Game #21

BRIGHAM YOUNG vs SAN DIEGO STATE
01-23-10 7:02 pm PST at Viejas Arena at Aztec Bowl - San Diego
VISITORS: BRIGHAM YOUNG 20-1 (5-0 MWC)

#	Player	totfg		3-pt		rebounds			pf	ft	a	to	blk	s	min				
		fg	fga	fg	fga	ft	fta	of								de	tot		
34	HARTSOCK, Noah	f	2	4	0	0	0	0	0	2	2	2	4	2	0	4	0	22	
54	MILES, Chris	c	3	7	0	0	0	0	0	4	3	7	0	6	1	0	2	0	31
04	EMERY, Jackson	g	1	9	0	0	0	0	0	5	5	2	2	4	1	0	0	37	
23	HAWES, Tyler	g	6	10	3	4	2	2	1	1	2	0	17	2	1	0	0	32	
32	FREDETTE, Jimmer	g	11	19	5	8	6	6	1	2	3	1	33	5	3	1	1	38	
00	DAVIES, Brandon	g	2	4	0	0	0	0	0	2	2	4	2	0	2	0	0	7	
01	ABOUQ, Charles	g																	

BYU at Utah – Game #31

Brigham Young vs Utah
03/03/10 7:00 pm at Salt Lake City, Utah (Huntsman Center)

VISITORS: Brigham Young 27-4, 12-3 MWC

#	Player	totfg		3pt		rebounds					pf	tp	a	to	blk	s	min
		fg	fga	fg	fga	ft	fta	of	de	tot							
34	HARTSOCK, Noah	f	0	1	0	0	2	2	6	8	3	2	0	1	2	1	28
54	MILES, Chris	c	0	2	0	0	0	0	2	2	1	0	0	0	2	0	9
04	EMERY, Jackson	g	3	11	3	5	2	2	1	2	3	11	3	2	0	2	33
23	HAWES, Tyler	g	1	6	0	1	4	4	2	4	2	6	3	1	0	1	28
32	FREDETTE, Jimmer	g	1	7	0	1	6	6	5	5	2	8	0	2	0	0	19
00	DAVIES, Brandon	g	7	9	0	7	11	3	4	7	4	21	0	2	0	1	25
01	ABDUQ, Charles	1	4	0	0	1	2	2	1	3	0	3	1	0	0	1	14
10	LOYD, JR., Michael	7	14	1	3	4	1	5	6	0	18	3	2	0	4	25	
12	MAGNUSSON, Logan	0	0	0	0	0	0	0	0	0	0	0	0	0	1	2	
13	ZYLSTRA, Brock	0	1	0	0	0	0	0	0	0	1	0	0	0	0	3	
15	ANDERSON, James	1	1	0	0	0	0	0	0	1	2	0	0	0	0	2	
45	TAVERNARI, Jonathan	0	1	0	1	0	0	1	2	2	0	0	2	0	1	12	
TEAM																	
Totals.....		21	57	4	9	25	31	13	33	46	20	71	10	12	4	12200	

TOTAL FG%	1st Half: 11-31 35.5%	2nd Half: 10-26 38.5%	Game: 36.8%	DEADBALL
3-Pt. FG%	1st Half: 2-6 33.3%	2nd Half: 2-3 66.7%	Game: 44.4%	REBOUNDS
F Throw %	1st Half: 12-13 92.3%	2nd Half: 13-18 72.2%	Game: 80.6%	3

HOME TEAM: Utah 14-15, 7-9 MWC

#	Player	totfg		3pt		rebounds					pf	tp	a	to	blk	s	min	
		fg	fga	fg	fga	ft	fta	of	de	tot								
14	TILLIE, Kim	f	0	3	0	0	6	6	4	7	11	3	6	0	0	2	0	17
51	FOSTER, David	c	1	2	0	0	0	1	3	4	1	2	0	2	3	0	0	17
02	TAVITA, Jace	g	1	4	0	0	0	2	2	2	1	2	1	2	0	1	14	
03	HENDERSON, Marshall	1	7	0	3	2	2	0	1	1	2	4	0	0	0	0	21	
05	DRCA, Luka	g	1	8	1	7	5	6	2	2	4	8	1	3	0	0	30	
00	HINES, Chris	2	5	1	2	4	5	0	3	3	3	9	1	1	0	0	21	
01	WATKINS, Jay	2	4	0	0	0	3	0	0	0	0	4	0	3	0	0	9	
10	SMITH, Tre	1	2	1	2	0	0	0	0	0	2	3	1	1	0	0	6	
13	READ, Matt	0	0	0	0	0	0	0	0	0	0	0	0	0	0	0	2	
15	BROWN, Carlton	0	7	1	3	0	0	1	4	5	2	5	2	3	0	1	25	
30	SHOFF, Ricky	0	1	0	1	0	0	0	0	0	0	0	0	0	0	0	3	
32	GLOVER, Shawn	1	6	1	6	1	2	4	1	2	4	1	4	1	0	2	19	
42	WASHBURN, Jason	2	3	0	0	0	1	2	3	4	0	0	0	0	0	1	16	
TEAM																		
Totals.....		14	52	5	23	18	26	10	26	32	22	51	6	17	5	6	200	

TOTAL FG%	1st Half: 6-21 28.6%	2nd Half: 8-31 25.8%	Game: 26.9%	DEADBALL
3-Pt. FG%	1st Half: 3-7 42.9%	2nd Half: 2-16 12.5%	Game: 21.7%	REBOUNDS
F Throw %	1st Half: 9-13 69.2%	2nd Half: 9-13 69.2%	Game: 69.2%	3

Officials: Dick Cartmell, Larry Spaulding, Mike Giarratano
Technical fouls: Brigham Young-None, Utah-None.
Attendance: 14901

Score by Periods	1st	2nd	Total
Brigham Young	36	35	71
Utah	24	27	51

Points in the paint-BY 28,UT 16. Points off turnovers-BY 15,UT 7.
2nd chance points-BY 8,UT 12. Fast break points-BY 6,UT 5.
Bench points-BY 44,UT 29. Score tied 0 times. Lead changed 0 times.
Last FG-BY 2nd-00:51, UT 2nd-00:23.
Largest lead-BY by 29 2nd-11:51, UT None.

BYU at TCU – Game #32

BYU COUGARS vs TCU
03-06-10 5:00pm at Daniel-Meyer Coliseum (Fort Worth, TX)

VISITORS: BYU COUGARS 28-4 (13-3 MWC)

#	Player	totfg		3pt		rebounds					pf	tp	a	to	blk	s	min
		fg	fga	fg	fga	ft	fta	of	de	tot							
34	HARTSOCK, Noah	f	1	1	0	0	0	1	2	3	3	2	1	1	1	0	15
54	MILES, Chris	c	0	0	0	0	2	2	1	1	2	1	2	0	1	0	7
04	EMERY, Jackson	g	8	10	5	6	1	1	0	2	2	3	22	5	1	2	31
23	HAWES, Tyler	g	1	1	0	0	0	0	0	0	2	2	0	1	0	0	8
32	FREDETTE, Jimmer	g	5	11	1	4	7	8	0	0	0	1	16	5	2	0	22
00	DAVIES, Brandon	4	7	0	1	1	0	8	3	9	2	3	0	1	0	0	24
01	ABDUQ, Charles	8	11	2	4	6	3	2	5	1	22	3	2	0	0	0	26
10	LOYD, JR., Michael	1	5	0	1	3	4	0	3	3	0	5	2	1	0	0	26
12	MAGNUSSON, Logan	0	1	0	1	0	0	0	0	0	0	0	0	1	0	0	4
13	ZYLSTRA, Brock	1	2	0	1	0	0	0	0	0	0	2	0	0	0	0	4
15	ANDERSON, James	0	0	0	0	0	0	0	0	0	0	0	0	0	0	0	3
45	TAVERNARI, Jonathan	9	12	5	8	0	0	1	3	4	0	23	3	0	0	3	30
TEAM																	
Totals.....		38	61	13	23	18	22	6	22	30	14	107	21	14	3	14200	

TOTAL FG%	1st Half: 20-36 55.6%	2nd Half: 18-25 72.0%	Game: 62.3%	DEADBALL
3-Pt. FG%	1st Half: 7-13 53.8%	2nd Half: 6-10 60.0%	Game: 56.5%	REBOUNDS
F Throw %	1st Half: 10-12 83.3%	2nd Half: 8-10 80.0%	Game: 81.8%	4

HOME TEAM: TCU 13-18 (5-11 MWC)

#	Player	totfg		3pt		rebounds					pf	tp	a	to	blk	s	min
		fg	fga	fg	fga	ft	fta	of	de	tot							
13	RUZGAS, Edvinas	f	3	5	1	2	3	0	4	4	2	10	2	2	0	0	29
15	BULJAN, Zvonko	c	4	11	1	4	2	4	6	4	11	1	7	0	2	0	33
22	MITCHEM, Keion	g	3	6	2	4	0	0	1	1	4	8	2	5	0	2	27
24	BUTLER, Kevin	g	1	4	0	0	0	0	2	2	2	2	0	1	0	2	24
25	HILL, Greg	g	4	6	0	2	2	2	1	1	2	10	2	0	0	1	25
05	MOSS, Ronnie	6	12	3	7	2	0	2	1	1	17	2	6	0	0	0	26
21	CERINA, Nikola	4	9	0	0	2	4	3	1	4	2	10	1	1	0	0	17
31	BAVCEVIC, Marin	0	0	0	0	0	0	0	0	0	0	0	0	0	0	0	0+
32	HUE, Zach	0	0	0	0	0	0	0	0	0	0	0	0	0	0	0	0+
33	GREEN, Garlon	3	5	1	2	2	2	1	1	2	0	9	0	2	0	0	19
TEAM																	
Totals.....		28	57	8	21	13	17	10	15	25	17	77	10	24	0	7	200

TOTAL FG%	1st Half: 16-27 59.3%	2nd Half: 12-30 40.0%	Game: 49.1%	DEADBALL
3-Pt. FG%	1st Half: 6-9 66.7%	2nd Half: 2-12 16.7%	Game: 38.1%	REBOUNDS
F Throw %	1st Half: 5-6 83.3%	2nd Half: 8-11 72.7%	Game: 76.5%	1

Officials: Ruben Ramos, Martin Cota, K.C. Ely
Technical fouls: BYU COUGARS-None, TCU-None.
Attendance: 6469

Score by Periods	1st	2nd	Total
BYU	57	50	107
TCU	43	34	77

Points in the paint-BY 34,TC 28. Points off turnovers-BY 32,TC 17.
2nd chance points-BY 10,TC 14. Fast break points-BY 4,TC 4.
Bench points-BY 61,TC 36. Score tied 3 times. Lead changed 3 times.
Last FG-BY 2nd-02:58, TC 2nd-00:28.
Largest lead-BY by 32 2nd-01:17, TC by 14 1st-16:33.

BYU vs. TCU, MWC Quarterfinals – Game #33

#7 TCU vs #2 BYU
03/10/10 6:00 pm at Las Vegas, Nev. (Thomas & Mack Center)

VISITORS: #7 TCU 13-19

#	Player	totfg		3pt		rebounds					pf	tp	a	to	blk	s	min
		fg	fga	fg	fga	ft	fta	of	de	tot							
13	RUZGAS, Edvinas	f	4	7	2	3	2	2	0	0	4	12	1	2	0	0	28
21	CERINA, Nikola	f	4	5	0	0	4	5	0	2	2	5	12	0	3	0	15
24	BUTLER, Kevin	f	3	8	0	0	4	6	3	1	4	10	2	1	0	1	24
05	MOSS, Ronnie	g	9	15	2	4	2	2	0	5	5	4	22	4	5	0	36
22	MITCHEM, Keion	g	3	4	3	4	0	0	0	2	2	5	9	3	0	0	27
15	BULJAN, Zvonko	g	0	6	0	3	5	6	1	7	8	3	5	3	0	0	27
25	HILL, Greg	4	7	3	5	4	4	0	2	2	1	15	3	1	0	2	27
33	GREEN, Garlon	0	0	0	0	0	0	0	0	0	2	0	2	0	0	0	6
TEAM																	
Totals.....		27															

2009-10 SEASON STATISTICS
BYU Cougars Combined Team Statistics (as of Mar 11, 2010)
All games

RECORD:	OVERALL	HOME	AWAY	NEUTRAL
ALL GAMES	29-4	15-1	10-3	4-0
CONFERENCE	13-3	7-1	6-2	0-0
NON-CONFERENCE	16-1	8-0	4-1	4-0

#	Player	gp-gs	min	avg	Total		3-Point		F-Throw		Rebounds				pf	dq	a	to	blk	stl	pts	avg
					fg-fga	fg%	3fg-fga	3fg%	ft-fa	ft%	off	def	tot	avg								
32	FREDETTE, Jimmer	31-30	941	30.4	200-432	.463	69-152	.454	194-218	.890	23	74	97	3.1	32	0	147	79	4	37	663	21.4
04	EMERY, Jackson	32-32	917	28.7	136-277	.491	78-181	.431	57-76	.750	24	120	144	4.5	79	0	90	39	10	87	407	12.7
23	HAWS, Tyler	33-31	874	26.5	124-252	.492	25-68	.368	100-110	.909	48	94	142	4.3	49	0	51	41	5	25	373	11.3
45	TAVERNARI, Jonathan	33-7	795	24.1	126-297	.424	59-150	.393	34-41	.829	15	138	153	4.6	59	1	51	41	7	43	345	10.5
34	HARTSOCK, Noah	33-27	775	23.5	90-157	.573	1-4	.250	34-40	.850	50	117	167	5.1	70	0	38	19	45	16	215	6.5
00	DAVIES, Brandon	32-0	413	12.9	67-122	.549	0-1	.000	46-80	.575	28	63	91	2.8	81	0	9	42	13	11	180	5.6
54	MILES, Chris	33-33	549	16.6	61-117	.521	0-0	.000	37-55	.673	34	82	116	3.5	71	0	31	23	20	13	159	4.8
01	ABOUO, Charles	33-2	417	12.6	53-112	.473	10-25	.400	36-51	.706	37	65	102	3.1	50	0	29	27	9	19	152	4.6
10	LOYD, JR., Michael	33-1	427	12.9	52-100	.520	15-36	.417	26-42	.619	2	38	40	1.2	25	0	37	34	3	19	145	4.4
02	MORGAN, JR., Lamon	25-2	237	9.5	19-30	.633	9-13	.692	3-5	.600	3	13	16	0.6	9	0	37	18	0	7	50	2.0
15	ANDERSON, James	28-0	104	3.7	12-25	.480	0-0	.000	10-15	.667	12	15	27	1.0	31	0	3	5	4	2	34	1.2
13	ZYLSTRA, Brock	19-0	62	3.3	7-18	.389	0-3	.000	5-8	.625	2	11	13	0.7	4	0	2	4	1	1	19	1.0
12	MAGNUSSON, Logan	22-0	89	4.0	4-10	.400	2-4	.500	3-5	.600	4	18	22	1.0	2	0	7	4	0	2	13	0.6
Team											59	54	113				4					
Total.....		33	6600		951-1949	.488	268-637	.421	585-746	.784	341	902	1243	37.7	562	1	532	380	121	282	2755	83.5
Opponents.....		33	6600		754-1870	.403	191-583	.328	447-668	.669	335	735	1070	32.4	608	9	400	515	96	198	2146	65.0

TEAM STATISTICS	BY	OPP	Date	Opponent	Score	Att.	
SCORING	2755	2146	11/13/09	BRADLEY BRAVES	w 70-60	16276	
Points per game	83.5	65.0	11/17/09	IDAHO STATE	w 87-53	8637	
Scoring margin	+18.5	-	11/20/09	at Hawai'i	w 83-65	5891	
FIELD GOALS-ATT	951-1949	754-1870	11/24/09	SOUTHERN	w 107-51	9596	
Field goal pct	.488	.403	11/27/09	WEBER STATE	w 87-70	11892	
3 POINT FG-ATT	268-637	191-583	12-02-09	at Utah State	L 61-71	10270	
3-point FG pct	.421	.328	12/05/09	vs San Francisco	w 69-43	10106	
3-pt FG made per game	8.1	5.8	12/08/09	ARIZONA STATE	w 81-68	11587	
FREE THROWS-ATT	585-746	447-668	12/12/09	at Fresno State	w 72-67	4853	
Free throw pct	.784	.669	12/17/09	WAGNER	w 77-61	8031	
F-Throws made per game	17.7	13.5	12/19/09	EASTERN WASHINGTON	w 91-34	8003	
REBOUNDS	1243	1070	12/22/09	vs NEVADA	w 110-104	3521	
Rebounds per game	37.7	32.4	12/23/09	vs Nebraska	w 88-66	1817	
Rebounding margin	+5.2	-	% 12/28/09	at Arizona	w 99-69	13992	
ASSISTS	532	400	01/02/10	EASTERN NEW MEXICO	w 95-49	11293	
Assists per game	16.1	12.1	* 01/06/10	UNLV	w 77-73	15546	
TURNOVERS	380	515	01/09/10	at UTEP	w 83-77	8687	
Turnovers per game	11.5	15.6	* 1/13/10	at Air Force	w 67-49	3185	
Turnover margin	+4.1	-	* 01/16/10	COLORADO STATE	w 91-47	20155	
Assist/turnover ratio	1.4	0.8	* 01/20/10	WYOMING	w 81-66	10931	
STEALS	282	198	* 01-23-10	at SAN DIEGO STATE	w 71-69	12414	
Steals per game	8.5	6.0	* 1/27/10	at #23/rv New Mexico	L 72-76	14586	
BLOCKS	121	96	* 01/30/10	UTAH	w 82-69	22644	
Blocks per game	3.7	2.9	* 02/02/10	TCU	w 76-56	11454	
ATTENDANCE	224460	138141	* 02/06/10	at UNLV	L 74-88	18557	
Home games-Avg/Game	16-14029	13-9438	* 02/13/10	AIR FORCE	w 91-48	15647	
Neutral site-Avg/Game	-	4-3861	* 02/17/10	at Colorado State	w 92-70	3738	
Score by Periods	1st	2nd	Totals				
BYU Cougars	1353	1402	2755	* 2-20-10	at Wyoming Cowboys	w 85-63	5154
Opponents	1012	1134	2146	* 02/24/10	SAN DIEGO STATE	w 82-68	20124
				* 02/27/10	NEW MEXICO	L 81-83	22644
				* 03/03/10	at Utah	w 71-51	14901
				* 03-06-10	at TCU	w 107-77	6469
				03/10/10	vs #7 TCU	w 95-85	0

* = Conference game

2009-10 SEASON STATISTICS
BYU Cougars Combined Team Statistics (as of Mar 06, 2010)
Conference games

RECORD:	OVERALL	HOME	AWAY	NEUTRAL
ALL GAMES	13-3	7-1	6-2	0-0
CONFERENCE	13-3	7-1	6-2	0-0
NON-CONFERENCE	0-0	0-0	0-0	0-0

##	Player	gp-gs	min	avg	Total		3-Point		F-Throw		Rebounds				pf	dq	a	to	blk	stl	pts	avg		
					fg-fga	fg%	3fg-fga	3fg%	ft-fa	ft%	off	def	tot	avg										
32	FREDETTE, Jimmer	16-15	464	29.0	96-222	.432	39-79	.494	84-100	.840	11	38	49	3.1	17	0	62	34	1	11	315	19.7		
04	EMERY, Jackson	16-16	485	30.3	68-151	.450	34-92	.370	27-38	.711	14	60	74	4.6	36	0	41	18	6	46	197	12.3		
23	HAWS, Tyler	16-16	424	26.5	57-129	.442	14-37	.378	51-55	.927	24	40	64	4.0	18	0	28	18	2	13	179	11.2		
45	TAVERNARI, Jonathan	16-0	404	25.3	61-133	.459	33-73	.452	22-27	.815	7	69	76	4.8	23	0	27	18	4	27	177	11.1		
34	HARTSOCK, Noah	16-16	391	24.4	41-82	.500	0-3	.000	21-23	.913	22	56	78	4.9	33	0	18	9	23	6	103	6.4		
00	DAVIES, Brandon	15-0	187	12.5	29-63	.460	0-1	.000	22-41	.537	13	35	48	3.2	35	0	3	21	5	6	80	5.3		
01	ABOUO, Charles	16-0	220	13.8	31-61	.508	5-13	.385	14-19	.737	21	38	59	3.7	25	0	17	10	5	10	81	5.1		
10	LOYD, JR., Michael	16-0	185	11.6	24-49	.490	3-13	.231	13-20	.650	1	20	21	1.3	12	0	16	11	1	10	64	4.0		
54	MILES, Chris	16-16	275	17.2	23-51	.451	0-0	.000	17-24	.708	18	41	59	3.7	32	0	15	13	10	4	63	3.9		
02	MORGAN, JR., Lamont	9-1	72	8.0	7-12	.583	4-6	.667	0-1	.000	0	4	4	0.4	4	0	6	4	0	1	18	2.0		
13	ZYLSTRA, Brock	8-0	24	3.0	3-7	.429	0-1	.000	2-4	.500	1	1	2	0.3	2	0	1	2	0	0	8	1.0		
15	ANDERSON, James	13-0	40	3.1	4-10	.400	0-0	.000	5-7	.714	3	4	7	0.5	14	0	2	1	4	0	13	1.0		
12	MAGNUSSON, Logan	10-0	29	2.9	0-1	.000	0-1	.000	2-4	.500	0	6	6	0.6	1	0	3	3	0	2	2	0.2		
Team											35	32	67											
Total.....		16	3200		444-971	.457	132-319	.414	280-363	.771	170	444	614	38.4	252	0	239	165	61	136	1300	81.2		
Opponents.....		16	3200		380-924	.411	104-316	.329	189-289	.654	155	398	553	34.6	289	2	206	242	61	86	1053	65.8		

TEAM STATISTICS	BY	OPP	Date	Opponent	Score	Att.
SCORING	1300	1053	* 01/06/10	UNLV	w 77-73	15546
Points per game	81.2	65.8	* 1/13/10	at Air Force	w 67-49	3185
Scoring margin	+15.4	-	* 01/16/10	COLORADO STATE	w 91-47	20155
FIELD GOALS-ATT	444-971	380-924	* 01/20/10	WYOMING	w 81-66	10931
Field goal pct	.457	.411	* 01-23-10	at SAN DIEGO STATE	w 71-69	12414
3 POINT FG-ATT	132-319	104-316	* 1/27/10	at #23/rv New Mexico	L 72-76	14586
3-point FG pct	.414	.329	* 01/30/10	UTAH	w 82-69	22644
3-pt FG made per game	8.3	6.5	* 02/02/10	TCU	w 76-56	11454
FREE THROWS-ATT	280-363	189-289	* 02/06/10	at UNLV	L 74-88	18557
Free throw pct	.771	.654	* 02/13/10	AIR FORCE	w 91-48	15647
F-Throws made per game	17.5	11.8	* 02/17/10	at Colorado State	w 92-70	3738
REBOUNDS	614	553	* 2-20-10	at Wyoming Cowboys	w 85-63	5154
Rebounds per game	38.4	34.6	* 02/24/10	SAN DIEGO STATE	w 82-68	20124
Rebounding margin	+3.8	-	* 02/27/10	NEW MEXICO	L 81-83	22644
ASSISTS	239	206	* 03/03/10	at Utah	w 71-51	14901
Assists per game	14.9	12.9	* 03-06-10	at TCU	w 107-77	6469
TURNOVERS	165	242	* = Conference game			
Turnovers per game	10.3	15.1				
Turnover margin	+4.8	-				
Assist/turnover ratio	1.4	0.9				
STEALS	136	86				
Steals per game	8.5	5.4				
BLOCKS	61	61				
Blocks per game	3.8	3.8				
ATTENDANCE	139145	79004				
Home games-Avg/Game	8-17393	8-9876				
Neutral site-Avg/Game	-	0-0				

Score by Periods	1st	2nd	Totals
BYU Cougars	623	677	1300
Opponents	509	544	1053

2009-10 SEASON STATISTICS
BYU Cougars Combined Team Statistics (as of Mar 11, 2010)
Games won

RECORD:	OVERALL	HOME	AWAY	NEUTRAL
ALL GAMES	29-0	15-0	10-0	4-0
CONFERENCE	13-0	7-0	6-0	0-0
NON-CONFERENCE	16-0	8-0	4-0	4-0

#	Player	gp-gs	min	avg	Total		3-Point		F-Throw		Rebounds				pf	dq	a	to	blk	stl	pts	avg
					fg-fga	fg%	3fg-fga	3fg%	ft-fa	ft%	off	def	tot	avg								
32	FREDETTE, Jimmer	27-26	819	30.3	180-374	.481	60-131	.458	170-192	.885	19	61	80	3.0	28	0	130	69	4	33	590	21.9
04	EMERY, Jackson	28-28	798	28.5	125-243	.514	72-157	.459	48-64	.750	21	107	128	4.6	65	0	88	35	10	77	370	13.2
23	HAWS, Tyler	29-27	755	26.0	110-216	.509	21-55	.382	94-102	.922	41	87	128	4.4	45	0	46	36	5	22	335	11.6
45	TAVERNARI, Jonathan	29-6	680	23.4	109-253	.431	53-130	.408	29-34	.853	13	115	128	4.4	51	1	45	36	6	39	300	10.3
34	HARTSOCK, Noah	29-24	665	22.9	77-130	.592	1-3	.333	30-35	.857	44	102	146	5.0	62	0	32	19	38	16	185	6.4
00	DAVIES, Brandon	29-0	389	13.4	65-117	.556	0-1	.000	43-74	.581	26	60	86	3.0	75	0	9	39	12	10	173	6.0
54	MILES, Chris	29-29	488	16.8	55-100	.550	0-0	.000	33-49	.673	31	74	105	3.6	60	0	29	20	18	13	143	4.9
01	ABOUO, Charles	29-2	361	12.4	48-103	.466	9-23	.391	31-44	.705	34	58	92	3.2	37	0	26	23	8	17	136	4.7
10	LOYD, JR., Michael	29-1	380	13.1	43-89	.483	14-33	.424	23-39	.590	2	34	36	1.2	20	0	34	32	2	17	123	4.2
02	MORGAN, JR., Lamon	22-2	221	10.0	18-27	.667	9-12	.750	3-5	.600	3	11	14	0.6	7	0	33	17	0	7	48	2.2
15	ANDERSON, James	25-0	96	3.8	11-24	.458	0-0	.000	10-15	.667	12	13	25	1.0	24	0	3	5	3	2	32	1.3
13	ZYLSTRA, Brock	18-0	61	3.4	7-18	.389	0-3	.000	5-8	.625	2	11	13	0.7	4	0	2	4	1	1	19	1.1
12	MAGNUSSON, Logan	20-0	87	4.4	4-10	.400	2-4	.500	3-5	.600	4	17	21	1.1	2	0	7	3	0	2	13	0.7
Team											50	49	99				4					
Total.....		29	5800		852-1704	.500	241-552	.437	522-666	.784	302	799	1101	38.0	480	1	484	342	107	256	2467	85.1
Opponents.....		29	5800		644-1630	.395	158-507	.312	382-568	.673	286	619	905	31.2	540	7	331	470	80	173	1828	63.0

TEAM STATISTICS	BY	OPP	Date	Opponent	Score	Att.	
SCORING	2467	1828	11/13/09	BRADLEY BRAVES	w 70-60	16276	
Points per game	85.1	63.0	11/17/09	IDAHO STATE	w 87-53	8637	
Scoring margin	+22.0	-	11/20/09	at Hawai'i	w 83-65	5891	
FIELD GOALS-ATT	852-1704	644-1630	11/24/09	SOUTHERN	w 107-51	9596	
Field goal pct	.500	.395	11/27/09	WEBER STATE	w 87-70	11892	
3 POINT FG-ATT	241-552	158-507	12/05/09	vs San Francisco	w 69-43	10106	
3-point FG pct	.437	.312	12/08/09	ARIZONA STATE	w 81-68	11587	
3-pt FG made per game	8.3	5.4	12/12/09	at Fresno State	w 72-67	4853	
FREE THROWS-ATT	522-666	382-568	12/17/09	WAGNER	w 77-61	8031	
Free throw pct	.784	.673	12/19/09	EASTERN WASHINGTON	w 91-34	8003	
F-Throws made per game	18.0	13.2	12/22/09	vs NEVADA	w 110-104	3521	
REBOUNDS	1101	905	12/23/09	vs Nebraska	w 88-66	1817	
Rebounds per game	38.0	31.2	% 12/28/09	at Arizona	w 99-69	13992	
Rebounding margin	+6.8	-	01/02/10	EASTERN NEW MEXICO	w 95-49	11293	
ASSISTS	484	331	* 01/06/10	UNLV	w 77-73	15546	
Assists per game	16.7	11.4	01/09/10	at UTEP	w 83-77	8687	
TURNOVERS	342	470	* 1/13/10	at Air Force	w 67-49	3185	
Turnovers per game	11.8	16.2	* 01/16/10	COLORADO STATE	w 91-47	20155	
Turnover margin	+4.4	-	* 01/20/10	WYOMING	w 81-66	10931	
Assist/turnover ratio	1.4	0.7	* 01-23-10	at SAN DIEGO STATE	w 71-69	12414	
STEALS	256	173	* 01/30/10	UTAH	w 82-69	22644	
Steals per game	8.8	6.0	* 02/02/10	TCU	w 76-56	11454	
BLOCKS	107	80	* 02/13/10	AIR FORCE	w 91-48	15647	
Blocks per game	3.7	2.8	* 02/17/10	at Colorado State	w 92-70	3738	
ATTENDANCE	201816	94728	* 2-20-10	at Wyoming Cowboys	w 85-63	5154	
Home games-Avg/Game	15-13454	10-7928	* 02/24/10	SAN DIEGO STATE	w 82-68	20124	
Neutral site-Avg/Game	-	4-3861	* 03/03/10	at Utah	w 71-51	14901	
Score by Periods	1st	2nd	Totals	* 03-06-10	at TCU	w 107-77	6469
BYU Cougars	1217	1250	2467	03/10/10	vs #7 TCU	w 95-85	0
Opponents	845	983	1828				

* = Conference game

2009-10 SEASON STATISTICS
BYU Cougars Combined Team Statistics (as of Feb 27, 2010)
Games lost

RECORD:	OVERALL	HOME	AWAY	NEUTRAL
ALL GAMES	0-4	0-1	0-3	0-0
CONFERENCE	0-3	0-1	0-2	0-0
NON-CONFERENCE	0-1	0-0	0-1	0-0

##	Player	gp-gs	min	avg	Total		3-Point		F-Throw		Rebounds				pf	dq	a	to	blk	stl	pts	avg
					fg-fga	fg%	3fg-fga	3fg%	ft-fa	ft%	off	def	tot	avg								
32	FREDETTE, Jimmer	4-4	122	30.5	20-58	.345	9-21	.429	24-26	.923	4	13	17	4.3	4	0	17	10	0	4	73	18.3
45	TAVERNARI, Jonathan	4-1	115	28.8	17-44	.386	6-20	.300	5-7	.714	2	23	25	6.3	8	0	6	5	1	4	45	11.3
23	HAWS, Tyler	4-4	119	29.8	14-36	.389	4-13	.308	6-8	.750	7	7	14	3.5	4	0	5	5	0	3	38	9.5
04	EMERY, Jackson	4-4	119	29.8	11-34	.324	6-24	.250	9-12	.750	3	13	16	4.0	14	0	2	4	0	10	37	9.3
34	HARTSOCK, Noah	4-3	110	27.5	13-27	.481	0-1	.000	4-5	.800	6	15	21	5.3	8	0	6	0	7	0	30	7.5
10	LOYD, JR., Michael	4-0	47	11.8	9-11	.818	1-3	.333	3-3	1.000	0	4	4	1.0	5	0	3	2	1	2	22	5.5
01	ABOUO, Charles	4-0	56	14.0	5-9	.556	1-2	.500	5-7	.714	3	7	10	2.5	13	0	3	4	1	2	16	4.0
54	MILES, Chris	4-4	61	15.3	6-17	.353	0-0	.000	4-6	.667	3	8	11	2.8	11	0	2	3	2	0	16	4.0
00	DAVIES, Brandon	3-0	24	8.0	2-5	.400	0-0	.000	3-6	.500	2	3	5	1.7	6	0	0	3	1	1	7	2.3
02	MORGAN, JR., Lamont	3-0	16	5.3	1-3	.333	0-1	.000	0-0	.000	0	2	2	0.7	2	0	4	1	0	0	2	0.7
15	ANDERSON, James	3-0	8	2.7	1-1	1.000	0-0	.000	0-0	.000	0	2	2	0.7	7	0	0	0	1	0	2	0.7
12	MAGNUSSON, Logan	2-0	2	1.0	0-0	.000	0-0	.000	0-0	.000	0	1	1	0.5	0	0	0	1	0	0	0	0.0
13	ZYLSTRA, Brock	1-0	1	1.0	0-0	.000	0-0	.000	0-0	.000	0	0	0	0.0	0	0	0	0	0	0	0	0.0
Team											9	5	14									
Total.....		4	800		99-245	.404	27-85	.318	63-80	.788	39	103	142	35.5	82	0	48	38	14	26	288	72.0
Opponents.....		4	800		110-240	.458	33-76	.434	65-100	.650	49	116	165	41.2	68	2	69	45	16	25	318	79.5

TEAM STATISTICS

	BY	OPP
SCORING	288	318
Points per game	72.0	79.5
Scoring margin	-7.5	-
FIELD GOALS-ATT	99-245	110-240
Field goal pct	.404	.458
3 POINT FG-ATT	27-85	33-76
3-point FG pct	.318	.434
3-pt FG made per game	6.8	8.3
FREE THROWS-ATT	63-80	65-100
Free throw pct	.788	.650
F-Throws made per game	15.8	16.3
REBOUNDS	142	165
Rebounds per game	35.5	41.2
Rebounding margin	-5.7	-
ASSISTS	48	69
Assists per game	12.0	17.3
TURNOVERS	38	45
Turnovers per game	9.5	11.3
Turnover margin	+1.8	-
Assist/turnover ratio	1.3	1.5
STEALS	26	25
Steals per game	6.5	6.3
BLOCKS	14	16
Blocks per game	3.5	4.0
ATTENDANCE	22644	43413
Home games-Avg/Game	1-22644	3-14471
Neutral site-Avg/Game	-	0-0

Date	Opponent		Score	Att.
12-02-09	at Utah State	L	61-71	10270
* 1/27/10	at #23/rv New Mexico	L	72-76	14586
* 02/06/10	at UNLV	L	74-88	18557
* 02/27/10	NEW MEXICO	L	81-83	22644

* = Conference game

Score by Periods	1st	2nd	Totals
BYU Cougars	136	152	288
Opponents	167	151	318

2009-10 SEASON STATISTICS
BYU Cougars Combined Team Statistics (as of Mar 06, 2010)
Home games

RECORD:	OVERALL	HOME	AWAY	NEUTRAL
ALL GAMES	15-1	15-1	0-0	0-0
CONFERENCE	7-1	7-1	0-0	0-0
NON-CONFERENCE	8-0	8-0	0-0	0-0

##	Player	gp-gs	min	avg	Total		3-Point		F-Throw		Rebounds				pf	dq	a	to	blk	stl	pts	avg		
					fg-fga	fg%	3fg-fga	3fg%	ft-fga	ft%	off	def	tot	avg										
32	FREDETTE, Jimmer	15-15	429	28.6	79-192	.411	26-60	.433	79-93	.849	12	34	46	3.1	11	0	63	26	1	17	263	17.5		
04	EMERY, Jackson	15-15	407	27.1	62-123	.504	37-83	.446	25-35	.714	16	59	75	5.0	37	0	41	18	5	43	186	12.4		
23	HAWS, Tyler	16-14	409	25.6	58-124	.468	14-34	.412	54-61	.885	29	52	81	5.1	20	0	29	18	4	17	184	11.5		
45	TAVERNARI, Jonathan	16-5	360	22.5	62-147	.422	26-65	.400	21-27	.778	9	67	76	4.8	29	0	24	15	5	20	171	10.7		
34	HARTSOCK, Noah	16-12	371	23.2	54-91	.593	1-2	.500	16-18	.889	25	50	75	4.7	22	0	21	8	20	8	125	7.8		
10	LOYD, JR., Michael	16-0	214	13.4	34-57	.596	10-24	.417	12-21	.571	0	24	24	1.5	15	0	24	19	2	9	90	5.6		
54	MILES, Chris	16-16	268	16.8	32-61	.525	0-0	.000	25-35	.714	17	45	62	3.9	29	0	17	11	9	5	89	5.6		
00	DAVIES, Brandon	16-0	203	12.7	31-60	.517	0-1	.000	20-38	.526	14	28	42	2.6	32	0	3	19	8	6	82	5.1		
01	ABOUO, Charles	16-2	225	14.1	27-60	.450	5-14	.357	22-30	.733	25	37	62	3.9	25	0	20	16	7	10	81	5.1		
02	MORGAN, JR., Lamont	13-1	152	11.7	12-18	.667	6-8	.750	3-5	.600	1	9	10	0.8	4	0	23	11	0	4	33	2.5		
15	ANDERSON, James	12-0	53	4.4	9-15	.600	0-0	.000	9-13	.692	7	11	18	1.5	11	0	2	3	2	2	27	2.3		
13	ZYLSTRA, Brock	9-0	45	5.0	4-12	.333	0-2	.000	4-6	.667	1	9	10	1.1	3	0	2	3	1	1	12	1.3		
12	MAGNUSSON, Logan	11-0	64	5.8	4-8	.500	2-3	.667	3-5	.600	4	13	17	1.5	1	0	5	1	0	1	13	1.2		
Team											25	27	52											
Total.....		16	3200		468-968	.483	127-296	.429	293-387	.757	185	465	650	40.6	239	0	274	168	64	143	1356	84.8		
Opponents.....		16	3200		347-912	.380	86-280	.307	176-281	.626	156	365	521	32.6	307	4	170	263	56	90	956	59.8		

TEAM STATISTICS	BY	OPP	Date	Opponent	Score	Att.
SCORING	1356	956	11/13/09	BRADLEY BRAVES	w 70-60	16276
Points per game	84.8	59.8	11/17/09	IDAHO STATE	w 87-53	8637
Scoring margin	+25.0	-	11/24/09	SOUTHERN	w 107-51	9596
FIELD GOALS-ATT	468-968	347-912	11/27/09	WEBER STATE	w 87-70	11892
Field goal pct	.483	.380	12/08/09	ARIZONA STATE	w 81-68	11587
3 POINT FG-ATT	127-296	86-280	12/17/09	WAGNER	w 77-61	8031
3-point FG pct	.429	.307	12/19/09	EASTERN WASHINGTON	w 91-34	8003
3-pt FG made per game	7.9	5.4	01/02/10	EASTERN NEW MEXICO	w 95-49	11293
FREE THROWS-ATT	293-387	176-281	* 01/06/10	UNLV	w 77-73	15546
Free throw pct	.757	.626	* 01/16/10	COLORADO STATE	w 91-47	20155
F-Throws made per game	18.3	11.0	* 01/20/10	WYOMING	w 81-66	10931
REBOUNDS	650	521	* 01/30/10	UTAH	w 82-69	22644
Rebounds per game	40.6	32.6	* 02/02/10	TCU	w 76-56	11454
Rebounding margin	+8.1	-	* 02/13/10	AIR FORCE	w 91-48	15647
ASSISTS	274	170	* 02/24/10	SAN DIEGO STATE	w 82-68	20124
Assists per game	17.1	10.6	* 02/27/10	NEW MEXICO	L 81-83	22644
TURNOVERS	168	263	* = Conference game			
Turnovers per game	10.5	16.4				
Turnover margin	+5.9	-				
Assist/turnover ratio	1.6	0.6				
STEALS	143	90				
Steals per game	8.9	5.6				
BLOCKS	64	56				
Blocks per game	4.0	3.5				
ATTENDANCE	224460	0				
Home games-Avg/Game	16-14029	0-0				
Neutral site-Avg/Game	-	0-0				

Score by Periods	1st	2nd	Totals
BYU Cougars	677	679	1356
Opponents	421	535	956

2009-10 SEASON STATISTICS
BYU Cougars Combined Team Statistics (as of Mar 06, 2010)
Away games

RECORD:	OVERALL	HOME	AWAY	NEUTRAL
ALL GAMES	10-3	0-0	10-3	0-0
CONFERENCE	6-2	0-0	6-2	0-0
NON-CONFERENCE	4-1	0-0	4-1	0-0

#	Player	gp-gs	min	avg	Total		3-Point		F-Throw		Rebounds				pf	dq	a	to	blk	stl	pts	avg		
					fg-fga	fg%	3fg-fga	3fg%	ft-fa	ft%	off	def	tot	avg										
32	FREDETTE, Jimmer	12-11	378	31.5	88-181	.486	38-73	.521	71-79	.899	10	30	40	3.3	16	0	62	37	2	14	285	23.8		
45	TAVERNARI, Jonathan	13-2	336	25.8	54-120	.450	27-66	.409	11-12	.917	6	60	66	5.1	20	1	20	19	2	21	146	11.2		
04	EMERY, Jackson	13-13	370	28.5	50-119	.420	25-75	.333	19-27	.704	6	42	48	3.7	32	0	38	15	5	32	144	11.1		
23	HAWS, Tyler	13-13	357	27.5	50-104	.481	10-29	.345	32-35	.914	17	35	52	4.0	23	0	18	19	1	8	142	10.9		
00	DAVIES, Brandon	12-0	153	12.8	25-45	.556	0-0	.000	20-32	.625	11	27	38	3.2	34	0	6	16	4	4	70	5.8		
34	HARTSOCK, Noah	13-11	298	22.9	25-51	.490	0-2	.000	15-19	.789	19	52	71	5.5	36	0	10	7	20	4	65	5.0		
01	ABOUO, Charles	13-0	164	12.6	23-44	.523	4-9	.444	11-17	.647	11	24	35	2.7	21	0	8	10	2	8	61	4.7		
54	MILES, Chris	13-13	225	17.3	24-46	.522	0-0	.000	7-9	.778	13	31	44	3.4	31	0	9	11	10	7	55	4.2		
10	LOYD, JR., Michael	13-1	179	13.8	14-36	.389	4-10	.400	12-18	.667	1	12	13	1.0	7	0	12	12	1	9	44	3.4		
02	MORGAN, JR., Lamont	9-1	63	7.0	5-9	.556	2-4	.500	0-0	.000	2	4	6	0.7	3	0	10	5	0	1	12	1.3		
13	ZYLSTRA, Brock	8-0	15	1.9	3-6	.500	0-1	.000	1-2	.500	1	2	3	0.4	1	0	0	1	0	0	7	0.9		
15	ANDERSON, James	13-0	42	3.2	3-7	.429	0-0	.000	0-0	.000	4	3	7	0.5	18	0	1	1	2	0	6	0.5		
12	MAGNUSSON, Logan	9-0	20	2.2	0-1	.000	0-1	.000	0-0	.000	0	4	4	0.4	0	0	1	3	0	1	0	0.0		
Team											29	20	49											
Total.....		13	2600	364-769		.473	110-270	.407	199-250	.796	130	346	476	36.6	242	1	195	160	49	109	1037	79.8		
Opponents.....		13	2600	302-740		.408	81-246	.329	207-295	.702	144	296	440	33.8	218	3	177	191	37	90	892	68.6		

TEAM STATISTICS	BY	OPP	Date	Opponent	Score	Att.
SCORING	1037	892	11/20/09	at Hawai'i	w 83-65	5891
Points per game	79.8	68.6	12-02-09	at Utah State	L 61-71	10270
Scoring margin	+11.2	-	12/12/09	at Fresno State	w 72-67	4853
FIELD GOALS-ATT	364-769	302-740	% 12/28/09	at Arizona	w 99-69	13992
Field goal pct	.473	.408	01/09/10	at UTEP	w 83-77	8687
3 POINT FG-ATT	110-270	81-246	* 1/13/10	at Air Force	w 67-49	3185
3-point FG pct	.407	.329	* 01-23-10	at SAN DIEGO STATE	w 71-69	12414
3-pt FG made per game	8.5	6.2	* 1/27/10	at #23/rv New Mexico	L 72-76	14586
FREE THROWS-ATT	199-250	207-295	* 02/06/10	at UNLV	L 74-88	18557
Free throw pct	.796	.702	* 02/17/10	at Colorado State	w 92-70	3738
F-Throws made per game	15.3	15.9	* 2-20-10	at Wyoming Cowboys	w 85-63	5154
REBOUNDS	476	440	* 03/03/10	at Utah	w 71-51	14901
Rebounds per game	36.6	33.8	* 03-06-10	at TCU	w 107-77	6469
Rebounding margin	+2.8	-	* = Conference game			
ASSISTS	195	177				
Assists per game	15.0	13.6				
TURNOVERS	160	191				
Turnovers per game	12.3	14.7				
Turnover margin	+2.4	-				
Assist/turnover ratio	1.2	0.9				
STEALS	109	90				
Steals per game	8.4	6.9				
BLOCKS	49	37				
Blocks per game	3.8	2.8				
ATTENDANCE	0	122697				
Home games-Avg/Game	0-0	13-9438				
Neutral site-Avg/Game	-	0-0				

Score by Periods	1st	2nd	Totals
BYU Cougars	507	530	1037
Opponents	442	450	892

2009-10 SEASON STATISTICS
BYU Cougars Combined Team Statistics (as of Mar 11, 2010)
Neutral site games

RECORD:	OVERALL	HOME	AWAY	NEUTRAL
ALL GAMES	4-0	0-0	0-0	4-0
CONFERENCE	0-0	0-0	0-0	0-0
NON-CONFERENCE	4-0	0-0	0-0	4-0

##	Player	gp-gs	min	avg	Total		3-Point		F-Throw		Rebounds				pf	dq	a	to	blk	stl	pts	avg
					fg-fga	fg%	3fg-fga	3fg%	ft-fta	ft%	off	def	tot	avg								
32	FREDETTE, Jimmer	4-4	134	33.5	33-59	.559	5-19	.263	44-46	.957	1	10	11	2.8	5	0	22	16	1	6	115	28.8
04	EMERY, Jackson	4-4	140	35.0	24-35	.686	16-23	.696	13-14	.929	2	19	21	5.3	10	0	11	6	0	12	77	19.3
23	HAWS, Tyler	4-4	108	27.0	16-24	.667	1-5	.200	14-14	1.000	2	7	9	2.3	6	0	4	4	0	0	47	11.8
00	DAVIES, Brandon	4-0	57	14.3	11-17	.647	0-0	.000	6-10	.600	3	8	11	2.8	15	0	0	7	1	1	28	7.0
45	TAVERNARI, Jonathan	4-0	99	24.8	10-30	.333	6-19	.316	2-2	1.000	0	11	11	2.8	10	0	7	7	0	2	28	7.0
34	HARTSOCK, Noah	4-4	106	26.5	11-15	.733	0-0	.000	3-3	1.000	6	15	21	5.3	12	0	7	4	5	4	25	6.3
54	MILES, Chris	4-4	56	14.0	5-10	.500	0-0	.000	5-11	.455	4	6	10	2.5	11	0	5	1	1	1	15	3.8
10	LOYD, JR., Michael	4-0	34	8.5	4-7	.571	1-2	.500	2-3	.667	1	2	3	0.8	3	0	1	3	0	1	11	2.8
01	ABOUO, Charles	4-0	28	7.0	3-8	.375	1-2	.500	3-4	.750	1	4	5	1.3	4	0	1	1	0	1	10	2.5
02	MORGAN, JR., Lamon	3-0	22	7.3	2-3	.667	1-1	1.000	0-0	.000	0	0	0	0.0	2	0	4	2	0	2	5	1.7
15	ANDERSON, James	3-0	9	3.0	0-3	.000	0-0	.000	1-2	.500	1	1	2	0.7	2	0	0	1	0	0	1	0.3
12	MAGNUSSON, Logan	2-0	5	2.5	0-1	.000	0-0	.000	0-0	.000	0	1	1	0.5	1	0	1	0	0	0	0	0.0
13	ZYLSTRA, Brock	2-0	2	1.0	0-0	.000	0-0	.000	0-0	.000	0	0	0	0.0	0	0	0	0	0	0	0	0.0
Team											5	7	12									
Total.....		4	800		119-212	.561	31-71	.437	93-109	.853	26	91	117	29.3	81	0	63	52	8	30	362	90.5
Opponents.....		4	800		105-218	.482	24-57	.421	64-92	.696	35	74	109	27.3	83	2	53	61	3	18	298	74.5

TEAM STATISTICS

	BY	OPP
SCORING	362	298
Points per game	90.5	74.5
Scoring margin	+16.0	-
FIELD GOALS-ATT	119-212	105-218
Field goal pct	.561	.482
3 POINT FG-ATT	31-71	24-57
3-point FG pct	.437	.421
3-pt FG made per game	7.8	6.0
FREE THROWS-ATT	93-109	64-92
Free throw pct	.853	.696
F-Throws made per game	23.3	16.0
REBOUNDS	117	109
Rebounds per game	29.3	27.3
Rebounding margin	+2.0	-
ASSISTS	63	53
Assists per game	15.8	13.3
TURNOVERS	52	61
Turnovers per game	13.0	15.3
Turnover margin	+2.3	-
Assist/turnover ratio	1.2	0.9
STEALS	30	18
Steals per game	7.5	4.5
BLOCKS	8	3
Blocks per game	2.0	0.8
ATTENDANCE	0	15444
Home games-Avg/Game	0-0	0-0
Neutral site-Avg/Game	-	4-3861

Date	Opponent	Score	Att.
12/05/09	vs San Francisco	w 69-43	10106
12/22/09	vs NEVADA	w 110-104	3521
12/23/09	vs Nebraska	w 88-66	1817
03/10/10	vs #7 TCU	w 95-85	0

* = Conference game

Score by Periods

	1st	2nd	Totals
BYU Cougars	169	193	362
Opponents	149	149	298

2009-10 SEASON STATISTICS
BYU Cougars Category Leaders (as of Mar 11, 2010)
All games

Points	G	Pts	Pts/G	Scoring Average	G	Pts	Avg/G
FREDETTE, Jimmer	31	663	21.4	FREDETTE, Jimmer	31	663	21.4
EMERY, Jackson	32	407	12.7	EMERY, Jackson	32	407	12.7
HAWS, Tyler	33	373	11.3	HAWS, Tyler	33	373	11.3
TAVERNARI, Jonathan	33	345	10.5	TAVERNARI, Jonathan	33	345	10.5
HARTSOCK, Noah	33	215	6.5	HARTSOCK, Noah	33	215	6.5
DAVIES, Brandon	32	180	5.6	DAVIES, Brandon	32	180	5.6
MILES, Chris	33	159	4.8	MILES, Chris	33	159	4.8
ABOUO, Charles	33	152	4.6	ABOUO, Charles	33	152	4.6
LOYD, JR., Michael	33	145	4.4	LOYD, JR., Michael	33	145	4.4
MORGAN, JR., Lamont	25	50	2.0	MORGAN, JR., Lamont	25	50	2.0
ANDERSON, James	28	34	1.2	ANDERSON, James	28	34	1.2
ZYLSTRA, Brock	19	19	1.0	ZYLSTRA, Brock	19	19	1.0

FG Percentage	FG	Att	Pct	Field Goal Attempts	G	Att	Att/G
MORGAN, JR., Lamont	19	30	.633	FREDETTE, Jimmer	31	432	13.9
HARTSOCK, Noah	90	157	.573	TAVERNARI, Jonathan	33	297	9.0
DAVIES, Brandon	67	122	.549	EMERY, Jackson	32	277	8.7
MILES, Chris	61	117	.521	HAWS, Tyler	33	252	7.6
LOYD, JR., Michael	52	100	.520	HARTSOCK, Noah	33	157	4.8
HAWS, Tyler	124	252	.492				
EMERY, Jackson	136	277	.491	Field Goals Made	G	Made	Made/G
ANDERSON, James	12	25	.480	FREDETTE, Jimmer	31	200	6.5
ABOUO, Charles	53	112	.473	EMERY, Jackson	32	136	4.3
FREDETTE, Jimmer	200	432	.463	TAVERNARI, Jonathan	33	126	3.8
TAVERNARI, Jonathan	126	297	.424	HAWS, Tyler	33	124	3.8
MAGNUSSON, Logan	4	10	.400	HARTSOCK, Noah	33	90	2.7

3-Point Percentage	3FG	Att	Pct	3-Point FG Attempts	G	Att	Att/G
MORGAN, JR., Lamont	9	13	.692	EMERY, Jackson	32	181	5.7
MAGNUSSON, Logan	2	4	.500	FREDETTE, Jimmer	31	152	4.9
FREDETTE, Jimmer	69	152	.454	TAVERNARI, Jonathan	33	150	4.5
EMERY, Jackson	78	181	.431	HAWS, Tyler	33	68	2.1
LOYD, JR., Michael	15	36	.417	LOYD, JR., Michael	33	36	1.1
ABOUO, Charles	10	25	.400				
TAVERNARI, Jonathan	59	150	.393	3-Point FG Made	G	Made	Made/G
HAWS, Tyler	25	68	.368	EMERY, Jackson	32	78	2.4
HARTSOCK, Noah	1	4	.250	FREDETTE, Jimmer	31	69	2.2
DAVIES, Brandon	0	1	.000	TAVERNARI, Jonathan	33	59	1.8
ZYLSTRA, Brock	0	3	.000	HAWS, Tyler	33	25	0.8
				LOYD, JR., Michael	33	15	0.5

Free Throw Percent	FG	Att	Pct	Free Throw Attempts	G	Att	Att/G
HAWS, Tyler	100	110	.909	FREDETTE, Jimmer	31	218	7.0
FREDETTE, Jimmer	194	218	.890	HAWS, Tyler	33	110	3.3
HARTSOCK, Noah	34	40	.850	DAVIES, Brandon	32	80	2.5
TAVERNARI, Jonathan	34	41	.829	EMERY, Jackson	32	76	2.4
EMERY, Jackson	57	76	.750	MILES, Chris	33	55	1.7
ABOUO, Charles	36	51	.706				
MILES, Chris	37	55	.673	Free Throws Made	G	Made	Made/G
ANDERSON, James	10	15	.667	FREDETTE, Jimmer	31	194	6.3
ZYLSTRA, Brock	5	8	.625	HAWS, Tyler	33	100	3.0
LOYD, JR., Michael	26	42	.619	EMERY, Jackson	32	57	1.8
MORGAN, JR., Lamont	3	5	.600	DAVIES, Brandon	32	46	1.4
MAGNUSSON, Logan	3	5	.600	MILES, Chris	33	37	1.1

2009-10 SEASON STATISTICS
BYU Cougars Category Leaders (as of Mar 11, 2010)
All games

Rebounds	G	Reb	Reb/G
HARTSOCK, Noah	33	167	5.1
TAVERNARI, Jonathan	33	153	4.6
EMERY, Jackson	32	144	4.5
HAWS, Tyler	33	142	4.3
MILES, Chris	33	116	3.5

Assists	G	No.	Ast/G
FREDETTE, Jimmer	31	147	4.7
EMERY, Jackson	32	90	2.8
HAWS, Tyler	33	51	1.5
TAVERNARI, Jonathan	33	51	1.5
HARTSOCK, Noah	33	38	1.2

Rebound Average	G	Reb	Avg/G
HARTSOCK, Noah	33	167	5.1
TAVERNARI, Jonathan	33	153	4.6
EMERY, Jackson	32	144	4.5
HAWS, Tyler	33	142	4.3
MILES, Chris	33	116	3.5

Steals	G	No.	Stl/G
EMERY, Jackson	32	87	2.7
TAVERNARI, Jonathan	33	43	1.3
FREDETTE, Jimmer	31	37	1.2
HAWS, Tyler	33	25	0.8
ABOUO, Charles	33	19	0.6
LOYD, JR., Michael	33	19	0.6

Offensive Rebounds	G	No.	Avg/G
HARTSOCK, Noah	33	50	1.5
HAWS, Tyler	33	48	1.5
ABOUO, Charles	33	37	1.1
MILES, Chris	33	34	1.0
DAVIES, Brandon	32	28	0.9

Blocked Shots	G	No.	Blk/G
HARTSOCK, Noah	33	45	1.4
MILES, Chris	33	20	0.6
DAVIES, Brandon	32	13	0.4
EMERY, Jackson	32	10	0.3
ABOUO, Charles	33	9	0.3

Defensive Rebounds	G	No.	Avg/G
TAVERNARI, Jonathan	33	138	4.2
EMERY, Jackson	32	120	3.8
HARTSOCK, Noah	33	117	3.5
HAWS, Tyler	33	94	2.8
MILES, Chris	33	82	2.5

Minutes	G	No.	Min/G
FREDETTE, Jimmer	31	941	30.4
EMERY, Jackson	32	917	28.7
HAWS, Tyler	33	874	26.5
TAVERNARI, Jonathan	33	795	24.1
HARTSOCK, Noah	33	775	23.5

Fouls	G	No.	Per/G
DAVIES, Brandon	32	81	2.5
EMERY, Jackson	32	79	2.5
MILES, Chris	33	71	2.2
HARTSOCK, Noah	33	70	2.1
TAVERNARI, Jonathan	33	59	1.8

Turnovers	G	No.	TO/G
FREDETTE, Jimmer	31	79	2.5
DAVIES, Brandon	32	42	1.3
HAWS, Tyler	33	41	1.2
TAVERNARI, Jonathan	33	41	1.2
EMERY, Jackson	32	39	1.2

Foulsouts	G	No.
TAVERNARI, Jonathan	33	1

2009-10 SEASON STATISTICS
BYU Cougars Overall/Conference Statistics (as of Mar 11, 2010)
All games

SUMMARY	Overall Statistics										Conference Statistics									
	gp-gs	min/g	fg%	3fg%	ft%	r/g	a/g	stl	blk	pts/g	gp-gs	min/g	fg%	3fg%	ft%	r/g	a/g	stl	blk	pts/g
FREDETTE, Jimmer	31-30	30.4	.463	.454	.890	3.1	4.7	37	4	21.4	16-15	29.0	.432	.494	.840	3.1	3.9	11	1	19.7
EMERY, Jackson	32-32	28.7	.491	.431	.750	4.5	2.8	87	10	12.7	16-16	30.3	.450	.370	.711	4.6	2.6	46	6	12.3
HAWS, Tyler	33-31	26.5	.492	.368	.909	4.3	1.5	25	5	11.3	16-16	26.5	.442	.378	.927	4.0	1.8	13	2	11.2
TAVERNARI, Jonathan	33-7	24.1	.424	.393	.829	4.6	1.5	43	7	10.5	16-0	25.3	.459	.452	.815	4.8	1.7	27	4	11.1
HARTSOCK, Noah	33-27	23.5	.573	.250	.850	5.1	1.2	16	45	6.5	16-16	24.4	.500	.000	.913	4.9	1.1	6	23	6.4
DAVIES, Brandon	32-0	12.9	.549	.000	.575	2.8	0.3	11	13	5.6	15-0	12.5	.460	.000	.537	3.2	0.2	6	5	5.3
MILES, Chris	33-33	16.6	.521	.000	.673	3.5	0.9	13	20	4.8	16-16	17.2	.451	.000	.708	3.7	0.9	4	10	3.9
ABOOU, Charles	33-2	12.6	.473	.400	.706	3.1	0.9	19	9	4.6	16-0	13.8	.508	.385	.737	3.7	1.1	10	5	5.1
LOYD, JR., Michael	33-1	12.9	.520	.417	.619	1.2	1.1	19	3	4.4	16-0	11.6	.490	.231	.650	1.3	1.0	10	1	4.0
MORGAN, JR., Lamont	25-2	9.5	.633	.692	.600	0.6	1.5	7	0	2.0	9-1	8.0	.583	.667	.000	0.4	0.7	1	0	2.0
ANDERSON, James	28-0	3.7	.480	.000	.667	1.0	0.1	2	4	1.2	13-0	3.1	.400	.000	.714	0.5	0.2	0	4	1.0
ZYLSTRA, Brock	19-0	3.3	.389	.000	.625	0.7	0.1	1	1	1.0	8-0	3.0	.429	.000	.500	0.3	0.1	0	0	1.0
MAGNUSSON, Logan	22-0	4.0	.400	.500	.600	1.0	0.3	2	0	0.6	10-0	2.9	.000	.000	.500	0.6	0.3	2	0	0.2
Totals	33		.488	.421	.784	37.7	16.1	282	121	83.5	16		.457	.414	.771	38.4	14.9	136	61	81.2
Opponent	33		.403	.328	.669	32.4	12.1	198	96	65.0	16		.411	.329	.654	34.6	12.9	86	61	65.8

SCORING	Overall Statistics								Conference Statistics							
	fg-fga	fg%	3fg-fga	3fg%	ft-fta	ft%	pts	pts/g	fg-fga	fg%	3fg-fga	3fg%	ft-fta	ft%	pts	pts/g
FREDETTE, Jimmer	200-432	.463	69-152	.454	194-218	.890	663	21.4	96-222	.432	39-79	.494	84-100	.840	315	19.7
EMERY, Jackson	136-277	.491	78-181	.431	57-76	.750	407	12.7	68-151	.450	34-92	.370	27-38	.711	197	12.3
HAWS, Tyler	124-252	.492	25-68	.368	100-110	.909	373	11.3	57-129	.442	14-37	.378	51-55	.927	179	11.2
TAVERNARI, Jonathan	126-297	.424	59-150	.393	34-41	.829	345	10.5	61-133	.459	33-73	.452	22-27	.815	177	11.1
HARTSOCK, Noah	90-157	.573	1-4	.250	34-40	.850	215	6.5	41-82	.500	0-3	.000	21-23	.913	103	6.4
DAVIES, Brandon	67-122	.549	0-1	.000	46-80	.575	180	5.6	29-63	.460	0-1	.000	22-41	.537	80	5.3
MILES, Chris	61-117	.521	0-0	.000	37-55	.673	159	4.8	23-51	.451	0-0	.000	17-24	.708	63	3.9
ABOOU, Charles	53-112	.473	10-25	.400	36-51	.706	152	4.6	31-61	.508	5-13	.385	14-19	.737	81	5.1
LOYD, JR., Michael	52-100	.520	15-36	.417	26-42	.619	145	4.4	24-49	.490	3-13	.231	13-20	.650	64	4.0
MORGAN, JR., Lamont	19-30	.633	9-13	.692	3-5	.600	50	2.0	7-12	.583	4-6	.667	0-1	.000	18	2.0
ANDERSON, James	12-25	.480	0-0	.000	10-15	.667	34	1.2	4-10	.400	0-0	.000	5-7	.714	13	1.0
ZYLSTRA, Brock	7-18	.389	0-3	.000	5-8	.625	19	1.0	3-7	.429	0-1	.000	2-4	.500	8	1.0
MAGNUSSON, Logan	4-10	.400	2-4	.500	3-5	.600	13	0.6	0-1	.000	0-1	.000	2-4	.500	2	0.2
Totals	951-1949	.488	268-637	.421	585-746	.784	2755	83.5	444-971	.457	132-319	.414	280-363	.771	1300	81.2
Opponent	754-1870	.403	191-583	.328	447-668	.669	2146	65.0	380-924	.411	104-316	.329	189-289	.654	1053	65.8

TOTALS	Overall Statistics										Conference Statistics									
	o-reb	d-reb	total	pf	fo	a	to	a/to	hi	pts	o-reb	d-reb	total	pf	fo	a	to	a/to	hi	pts
FREDETTE, Jimmer	23	74	97	32	0	147	79	1.9	49	11	38	49	17	0	62	34	1.8	36	36	
EMERY, Jackson	24	120	144	79	0	90	39	2.3	25	14	60	74	36	0	41	18	2.3	22	22	
HAWS, Tyler	48	94	142	49	0	51	41	1.2	24	24	40	64	18	0	28	18	1.6	24	24	
TAVERNARI, Jonathan	15	138	153	59	1	51	41	1.2	23	7	69	76	23	0	27	18	1.5	23	23	
HARTSOCK, Noah	50	117	167	70	0	38	19	2.0	17	22	56	78	33	0	18	9	2.0	17	17	
DAVIES, Brandon	28	63	91	81	0	9	42	0.2	21	13	35	48	35	0	3	21	0.1	21	21	
MILES, Chris	34	82	116	71	0	31	23	1.3	14	18	41	59	32	0	15	13	1.2	8	8	
ABOOU, Charles	37	65	102	50	0	29	27	1.1	22	21	38	59	25	0	17	10	1.7	22	22	
LOYD, JR., Michael	2	38	40	25	0	37	34	1.1	19	1	20	21	12	0	16	11	1.5	19	19	
MORGAN, JR., Lamont	3	13	16	9	0	37	18	2.1	6	0	4	4	4	0	6	4	1.5	6	6	
ANDERSON, James	12	15	27	31	0	3	5	0.6	7	3	4	7	14	0	2	1	2.0	4	4	
ZYLSTRA, Brock	2	11	13	4	0	2	4	0.5	5	1	1	2	2	0	1	2	0.5	2	2	
MAGNUSSON, Logan	4	18	22	2	0	7	4	1.8	6	0	6	6	1	0	3	3	1.0	1	1	
Totals	341	902	1243	562	1	532	380	1.4	110	170	444	614	252	0	239	165	1.4	107	107	
Opponent	335	735	1070	608	9	400	515	0.8	104	155	398	553	289	2	206	242	0.9	88	88	

2009-10 SEASON STATISTICS
BYU Cougars Team Game-by-Game (as of Mar 11, 2010)
All games

TEAM STATISTICS

Opponent	Date	Score		Total		3-Pointers		Free throws		Rebounds				pf	a	t/o	blk	stl	pts	avg
				fg-fga	pct	3fg-fga	pct	ft-fta	pct	off	def	tot	avg							
BRADLEY BRAVES	11/13/09	70-60	W	22-55	.400	7-19	.368	19-27	.704	14	30	44	44.0	24	11	11	3	5	70	70.0
IDAHO STATE	11/17/09	87-53	W	30-64	.469	8-24	.333	19-22	.864	15	32	47	45.5	15	19	9	7	10	87	78.5
at Hawai'i	11/20/09	83-65	W	34-61	.557	6-17	.353	9-11	.818	11	16	27	39.3	19	15	10	3	11	83	80.0
SOUTHERN	11/24/09	107-51	W	42-78	.538	13-23	.565	10-11	.909	18	30	48	41.5	10	27	11	3	17	107	86.8
WEBER STATE	11/27/09	87-70	W	25-51	.490	9-16	.563	28-33	.848	8	23	31	39.4	16	12	11	3	11	87	86.8
at Utah State	12-02-09	61-71	L	21-54	.389	6-18	.333	13-17	.765	7	25	32	38.2	21	8	9	3	4	61	82.5
vs San Francisco	12/05/09	69-43	W	25-49	.510	7-17	.412	12-12	1.000	3	24	27	36.6	19	15	14	4	10	69	80.6
ARIZONA STATE	12/08/09	81-68	W	25-57	.439	8-23	.348	23-25	.920	9	26	35	36.4	18	19	6	1	6	81	80.6
at Fresno State	12/12/09	72-67	W	27-60	.450	10-27	.370	8-14	.571	10	25	35	36.2	20	17	18	4	10	72	79.7
WAGNER	12/17/09	77-61	W	28-59	.475	2-12	.167	19-30	.633	11	34	45	37.1	17	22	13	8	8	77	79.4
EASTERN WASHINGTON	12/19/09	91-34	W	34-53	.642	7-12	.583	16-22	.727	12	33	45	37.8	14	18	13	5	10	91	80.5
vs NEVADA	12/22/09	110-104	W	38-60	.633	7-15	.467	27-28	.964	7	19	26	36.8	21	19	14	1	9	110	82.9
vs Nebraska	12/23/09	88-66	W	30-49	.612	7-16	.438	21-32	.656	8	27	35	36.7	19	16	15	2	5	88	83.3
at Arizona	12/28/09	99-69	W	37-65	.569	14-25	.560	11-14	.786	11	23	34	36.5	21	22	11	2	8	99	84.4
EASTERN NEW MEXICO	01/02/10	95-49	W	35-58	.603	9-16	.563	16-20	.800	12	38	50	37.4	7	23	19	7	6	95	85.1
UNLV	01/06/10	77-73	W	25-68	.368	8-21	.381	19-24	.792	19	25	44	37.8	13	13	12	4	7	77	84.6
at UTEP	01/09/10	83-77	W	28-51	.549	6-15	.400	21-28	.750	7	32	39	37.9	27	17	22	3	10	83	84.5
at Air Force	1/13/10	67-49	W	23-48	.479	8-22	.364	13-17	.765	8	30	38	37.9	8	12	9	6	4	67	83.6
COLORADO STATE	01/16/10	91-47	W	34-58	.586	7-17	.412	16-25	.640	8	28	36	37.8	20	20	13	7	9	91	83.9
WYOMING	01/20/10	81-66	W	27-60	.450	6-18	.333	21-30	.700	13	27	40	37.9	19	13	9	3	9	81	83.8
at SAN DIEGO STATE	01-23-10	71-69	W	27-60	.450	9-21	.429	8-8	1.000	10	25	35	37.8	11	16	11	9	6	71	83.2
at #23/rv New Mexico	1/27/10	72-76	L	24-63	.381	8-19	.421	16-20	.800	10	31	41	37.9	23	14	11	5	9	72	82.7
UTAH	01/30/10	82-69	W	30-66	.455	7-14	.500	15-22	.682	7	27	34	37.7	11	12	6	1	10	82	82.7
TCU	02/02/10	76-56	W	24-62	.387	11-25	.440	17-21	.810	12	33	45	38.0	11	19	8	5	5	76	82.4
at UNLV	02/06/10	74-88	L	24-63	.381	7-27	.259	19-22	.864	14	23	37	38.0	20	12	11	2	6	74	82.0
AIR FORCE	02/13/10	91-48	W	30-53	.566	12-20	.600	19-26	.731	11	25	36	37.9	13	20	12	1	13	91	82.4
at Colorado State	02/17/10	92-70	W	31-60	.517	12-25	.480	18-22	.818	8	31	39	38.0	19	14	16	4	9	92	82.7
at Wyoming Cowboys	2-20-10	85-63	W	29-66	.439	7-22	.318	20-24	.833	13	30	43	38.1	19	17	6	1	6	85	82.8
SAN DIEGO STATE	02/24/10	82-68	W	27-61	.443	7-15	.467	21-28	.750	8	30	38	38.1	13	12	8	2	10	82	82.8
NEW MEXICO	02/27/10	81-83	L	30-65	.462	6-21	.286	15-21	.714	8	24	32	37.9	18	14	7	4	7	81	82.7
at Utah	03/03/10	71-51	W	21-57	.368	4-9	.444	25-31	.806	13	33	46	38.2	20	10	12	4	12	71	82.4
at TCU	03-06-10	107-77	W	38-61	.623	13-23	.565	18-22	.818	8	22	30	37.9	14	21	14	3	14	107	83.1
vs #7 TCU	03/10/10	95-85	W	26-54	.481	10-23	.435	33-37	.892	8	21	29	37.7	22	13	9	1	6	95	83.5
BYU Cougars		2755		951-1949	.488	268-637	.421	585-746	.784	341	902	1243	37.7	562	532	380	121	282	2755	83.5
Opponents		2146		754-1870	.403	191-583	.328	447-668	.669	335	735	1070	32.4	608	400	515	96	198	2146	65.0

Games played: 33
Points/game: 83.5
FG Pct: 48.8
3FG Pct: 42.1
FT Pct: 78.4

Rebounds/game: 37.7
Assists/game: 16.1
Turnovers/game: 11.5
Assist/turnover ratio: 1.4
Steals/game: 8.5
Blocks/game: 3.7

2009-10 SEASON STATISTICS
BYU Cougars Opponent Game-by-Game (as of Mar 11, 2010)
All games

OPPONENT STATISTICS

Opponent	Date	Score		Total		3-Pointers		Free throws		Rebounds				pf	a	t/o	blk	stl	pts	avg
				fg-fga	pct	3fg-fga	pct	ft-fta	pct	off	def	tot	avg							
BRADLEY BRAVES	11/13/09	70-60	W	18-50	.360	6-17	.353	18-27	.667	10	22	32	32.0	22	12	15	2	5	60	60.0
IDAHO STATE	11/17/09	87-53	W	17-56	.304	3-9	.333	16-22	.727	12	21	33	32.5	18	8	16	1	7	53	56.5
at Hawai'i	11/20/09	83-65	W	21-53	.396	4-12	.333	19-27	.704	19	18	37	34.0	17	15	20	2	4	65	59.3
SOUTHERN	11/24/09	107-51	W	20-57	.351	4-12	.333	7-13	.538	10	18	28	32.5	13	8	22	5	8	51	57.2
WEBER STATE	11/27/09	87-70	W	24-60	.400	9-21	.429	13-19	.684	16	21	37	33.4	22	10	18	3	8	70	59.8
at Utah State	12-02-09	61-71	L	22-52	.423	4-13	.308	23-28	.821	9	28	37	34.0	19	15	9	4	5	71	61.7
vs San Francisco	12/05/09	69-43	W	16-46	.348	2-11	.182	9-19	.474	10	21	31	33.6	16	9	19	0	4	43	59.0
ARIZONA STATE	12/08/09	81-68	W	21-47	.447	8-20	.400	18-23	.783	2	25	27	32.8	19	10	12	3	2	68	60.1
at Fresno State	12/12/09	72-67	W	24-56	.429	4-15	.267	15-20	.750	9	25	34	32.9	15	15	21	2	14	67	60.9
WAGNER	12/17/09	77-61	W	22-70	.314	5-24	.208	12-20	.600	19	26	45	34.1	22	10	14	3	7	61	60.9
EASTERN WASHINGTON	12/19/09	91-34	W	13-48	.271	1-7	.143	7-16	.438	6	11	17	32.5	17	6	16	1	5	34	58.5
vs NEVADA	12/22/09	110-104	W	40-68	.588	6-13	.462	18-25	.720	14	15	29	32.2	18	14	14	1	3	104	62.2
vs Nebraska	12/23/09	88-66	W	22-52	.423	6-14	.429	16-23	.696	7	17	24	31.6	24	14	14	2	5	66	62.5
at Arizona	12/28/09	99-69	W	26-56	.464	3-17	.176	14-23	.609	11	17	28	31.4	13	11	19	2	5	69	63.0
EASTERN NEW MEXICO	01/02/10	95-49	W	20-65	.308	4-21	.190	5-11	.455	10	13	23	30.8	18	7	14	3	11	49	62.1
UNLV	01/06/10	77-73	W	29-63	.460	7-16	.438	8-12	.667	10	27	37	31.2	18	15	15	6	6	73	62.8
at UTEP	01/09/10	83-77	W	21-58	.362	8-22	.364	27-38	.711	12	18	30	31.1	21	14	16	1	13	77	63.6
at Air Force	1/13/10	67-49	W	18-54	.333	9-30	.300	4-7	.571	8	20	28	30.9	17	10	8	0	6	49	62.8
COLORADO STATE	01/16/10	91-47	W	16-51	.314	1-13	.077	14-22	.636	10	24	34	31.1	20	5	23	1	4	47	61.9
WYOMING	01/20/10	81-66	W	24-52	.462	4-15	.267	14-26	.538	9	24	33	31.2	21	9	17	4	6	66	62.2
at SAN DIEGO STATE	01-23-10	71-69	W	27-67	.403	7-22	.318	8-10	.800	17	23	40	31.6	12	17	12	6	8	69	62.5
at #23/rv New Mexico	1/27/10	72-76	L	24-63	.381	7-17	.412	21-33	.636	16	31	47	32.3	15	13	11	5	6	76	63.1
UTAH	01/30/10	82-69	W	26-61	.426	4-18	.222	13-15	.867	9	31	40	32.7	17	16	16	6	3	69	63.3
TCU	02/02/10	76-56	W	21-60	.350	3-16	.188	11-15	.733	8	28	36	32.8	19	8	11	6	4	56	63.0
at UNLV	02/06/10	74-88	L	32-61	.525	12-23	.522	12-19	.632	11	27	38	33.0	16	24	9	3	8	88	64.0
AIR FORCE	02/13/10	91-48	W	17-45	.378	10-26	.385	4-8	.500	4	15	19	32.5	22	12	22	0	3	48	63.4
at Colorado State	02/17/10	92-70	W	23-57	.404	4-17	.235	20-28	.714	7	22	29	32.3	16	15	13	3	7	70	63.7
at Wyoming Cowboys	2-20-10	85-63	W	22-54	.407	6-14	.429	13-19	.684	5	26	31	32.3	18	12	12	4	1	63	63.6
SAN DIEGO STATE	02/24/10	82-68	W	27-63	.429	7-22	.318	7-12	.583	8	29	37	32.4	21	17	16	8	5	68	63.8
NEW MEXICO	02/27/10	81-83	L	32-64	.500	10-23	.435	9-20	.450	13	30	43	32.8	18	17	16	4	6	83	64.4
at Utah	03/03/10	71-51	W	14-52	.269	5-23	.217	18-26	.692	10	26	36	32.9	22	6	17	5	6	51	64.0
at TCU	03-06-10	107-77	W	28-57	.491	8-21	.381	13-17	.765	10	15	25	32.7	17	10	24	0	7	77	64.4
vs #7 TCU	03/10/10	95-85	W	27-52	.519	10-19	.526	21-25	.840	4	21	25	32.4	25	16	14	0	6	85	65.0
Opponents		2146		754-1870	.403	191-583	.328	447-668	.669	335	735	1070	32.4	608	400	515	96	198	2146	65.0
BYU Cougars		2755		951-1949	.488	268-637	.421	585-746	.784	341	902	1243	37.7	562	532	380	121	282	2755	83.5

Games played: 33
Points/game: 65.0
FG Pct: 40.3
3FG Pct: 32.8
FT Pct: 66.9

Rebounds/game: 32.4
Assists/game: 12.1
Turnovers/game: 15.6
Assist/turnover ratio: 0.8
Steals/game: 6.0
Blocks/game: 2.9

2009-10 SEASON STATISTICS
BYU Cougars Points-Rebounds-Assists (as of Mar 11, 2010)
All games

Opponent	Date	Score		00	01	02	04	10	12	13
				DAVIES,BRA	ABOUQ,CHAR	MORGAN,JR,	EMERY,JACK	LOYD,JR, M	MAGNUSSON,	ZYLSTRA,BR
BRADLEY BRAVES	11/13/09	70-60	w	3-3-0	4-5-0	0-0-0	5-6-2	10-4-0	0-2-1	DNP
IDAHO STATE	11/17/09	87-53	w	2-4-1	8-6-1	2-0-0	19-7-3	6-2-2	2-3-0	0-0-0
at Hawai'i	11/20/09	83-65	w	6-1-1	2-1-0	2-1-2	11-6-2	6-0-0	0-0-0	2-0-0
SOUTHERN	11/24/09	107-51	w	8-8-0	11-3-3	4-2-7	16-3-2	6-1-2	3-5-1	2-1-0
WEBER STATE	11/27/09	87-70	w	10-4-0	5-3-1	0-0-0	15-3-1	5-0-1	0-0-0	0-0-0
at Utah State	12-02-09	61-71	L	0-0-0	5-2-0	2-1-3	8-0-0	0-0-0	0-1-0	0-0-0
vs San Francisco	12/05/09	69-43	w	4-3-0	4-2-1	5-0-3	14-4-2	0-0-0	0-1-1	0-0-0
ARIZONA STATE	12/08/09	81-68	w	2-3-1	5-0-0	0-0-1	17-5-2	2-0-2	DNP	DNP
at Fresno State	12/12/09	72-67	w	1-2-1	0-0-0	3-0-1	4-0-0	4-0-3	DNP	DNP
WAGNER	12/17/09	77-61	w	0-3-1	2-5-3	5-2-2	2-3-5	4-2-4	0-0-0	0-0-0
EASTERN WASHINGTON	12/19/09	91-34	w	12-0-0	9-2-2	1-1-2	15-7-4	3-5-4	0-2-0	2-4-0
vs NEVADA	12/22/09	110-104	w	8-3-0	2-2-0	0-0-0	25-2-3	3-0-0	DNP	DNP
vs Nebraska	12/23/09	88-66	w	14-4-0	1-0-0	0-0-1	23-8-3	3-2-0	0-0-0	0-0-0
at Arizona	12/28/09	99-69	w	6-2-0	2-0-0	0-1-1	13-7-8	0-0-0	0-0-0	0-1-0
EASTERN NEW MEXICO	01/02/10	95-49	w	8-1-0	3-8-1	6-4-7	DNP	17-0-1	6-2-1	5-5-1
UNLV	01/06/10	77-73	w	4-4-0	0-3-0	0-0-0	9-3-1	7-2-2	DNP	DNP
at UTEP	01/09/10	83-77	w	14-1-1	5-3-0	2-0-1	8-2-9	7-2-1	DNP	DNP
at Air Force	1/13/10	67-49	w	11-10-0	0-0-0	3-2-1	21-5-3	0-2-1	0-0-0	1-0-0
COLORADO STATE	01/16/10	91-47	w	8-4-0	10-8-3	5-1-1	7-3-1	4-1-0	1-1-1	0-0-1
WYOMING	01/20/10	81-66	w	5-1-0	6-3-1	4-0-1	15-5-3	0-0-0	DNP	DNP
at SAN DIEGO STATE	01-23-10	71-69	w	2-2-0	4-5-0	0-0-0	2-5-4	0-0-0	DNP	DNP
at #23/rv New Mexico	1/27/10	72-76	L	0-4-0	2-4-2	0-1-0	8-6-0	0-0-0	DNP	DNP
UTAH	01/30/10	82-69	w	4-1-0	6-3-0	0-0-0	8-7-4	0-0-0	1-0-0	DNP
TCU	02/02/10	76-56	w	0-0-0	5-4-3	6-0-2	12-4-6	0-0-1	DNP	DNP
at UNLV	02/06/10	74-88	L	DNP	9-3-0	0-0-1	10-3-1	3-0-1	0-0-0	DNP
AIR FORCE	02/13/10	91-48	w	3-2-0	3-4-1	DNP	18-5-3	7-3-3	0-2-1	1-0-0
at Colorado State	02/17/10	92-70	w	0-0-1	3-7-1	DNP	16-4-1	0-0-0	0-1-0	0-1-0
at Wyoming Cowboys	2-20-10	85-63	w	0-1-0	4-2-1	DNP	10-5-2	1-0-1	0-2-1	2-1-0
SAN DIEGO STATE	02/24/10	82-68	w	6-3-0	4-4-0	DNP	17-7-3	0-0-0	0-0-0	2-0-0
NEW MEXICO	02/27/10	81-83	L	7-1-0	0-1-1	DNP	11-7-1	19-4-2	DNP	DNP
at Utah	03/03/10	71-51	w	21-7-0	3-3-1	DNP	11-3-3	18-6-3	0-0-0	0-0-0
at TCU	03-06-10	107-77	w	9-8-2	22-5-3	DNP	22-2-5	5-3-2	0-0-0	2-0-0
vs #7 TCU	03/10/10	95-85	w	2-1-0	3-1-0	DNP	15-7-3	5-1-1	DNP	DNP

Opponent	Date	Score		15	23	32	34	45	54
				ANDERSON,J	HAWS,TYLER	FREDETTE,J	HARTSOCK,N	TAVERNARI,	MILES,CHRI
BRADLEY BRAVES	11/13/09	70-60	w	0-0-0	4-7-2	25-5-4	4-2-0	13-4-0	2-3-2
IDAHO STATE	11/17/09	87-53	w	3-2-0	9-5-6	22-3-2	6-5-2	4-6-2	4-4-0
at Hawai'i	11/20/09	83-65	w	0-4-0	12-0-1	20-0-8	5-7-0	17-5-1	0-1-0
SOUTHERN	11/24/09	107-51	w	4-1-0	5-4-0	12-3-10	8-5-0	14-4-1	14-5-1
WEBER STATE	11/27/09	87-70	w	0-1-0	5-3-1	23-2-7	5-3-0	14-7-1	5-3-0
at Utah State	12-02-09	61-71	L	0-0-0	8-3-0	19-7-2	4-4-1	4-8-1	11-5-1
vs San Francisco	12/05/09	69-43	w	0-1-0	12-0-0	13-3-6	2-5-2	10-2-0	5-3-0
ARIZONA STATE	12/08/09	81-68	w	DNP	17-11-3	10-4-6	13-4-0	9-5-4	6-2-0
at Fresno State	12/12/09	72-67	w	0-0-0	17-4-1	24-3-7	9-11-0	10-4-1	0-8-3
WAGNER	12/17/09	77-61	w	7-5-0	16-5-1	9-1-2	12-8-4	14-4-0	6-2-0
EASTERN WASHINGTON	12/19/09	91-34	w	2-4-0	14-7-0	20-2-6	2-2-0	5-1-0	6-3-0
vs NEVADA	12/22/09	110-104	w	0-0-0	20-3-2	33-1-6	12-6-3	2-4-3	5-3-2
vs Nebraska	12/23/09	88-66	w	1-1-0	7-4-1	24-3-4	4-3-2	7-3-3	4-2-2
at Arizona	12/28/09	99-69	w	2-0-0	12-3-0	49-7-9	5-5-0	2-5-2	8-2-2
EASTERN NEW MEXICO	01/02/10	95-49	w	2-1-1	8-6-2	DNP	12-8-6	15-7-2	13-6-1
UNLV	01/06/10	77-73	w	0-0-0	12-6-3	7-1-1	17-6-1	17-9-3	4-5-2
at UTEP	01/09/10	83-77	w	0-0-0	20-11-2	DNP	2-4-0	19-6-2	6-3-1
at Air Force	1/13/10	67-49	w	0-0-0	10-3-2	8-1-3	0-1-0	5-6-2	8-2-0
COLORADO STATE	01/16/10	91-47	w	1-1-0	11-2-2	21-2-4	6-3-3	14-3-2	3-4-2
WYOMING	01/20/10	81-66	w	DNP	24-6-0	11-6-3	8-4-0	3-5-2	5-5-3
at SAN DIEGO STATE	01-23-10	71-69	w	0-0-0	17-2-2	33-3-5	4-2-2	3-5-2	6-7-1
at #23/rv New Mexico	1/27/10	72-76	L	0-1-0	7-7-3	27-1-7	10-7-1	17-4-1	1-2-0
UTAH	01/30/10	82-69	w	DNP	15-7-1	36-4-2	2-3-0	5-3-2	5-3-3
TCU	02/02/10	76-56	w	4-3-1	0-4-0	26-4-3	14-6-0	6-4-1	3-11-2
at UNLV	02/06/10	74-88	L	2-1-0	5-3-0	21-7-6	8-4-1	16-7-2	0-2-0
AIR FORCE	02/13/10	91-48	w	4-0-0	16-2-2	9-1-6	8-6-2	19-5-2	3-3-0
at Colorado State	02/17/10	92-70	w	0-0-0	4-2-2	36-5-6	12-12-2	13-2-1	8-3-0
at Wyoming Cowboys	2-20-10	85-63	w	0-1-1	22-8-2	22-1-4	2-3-2	17-8-2	5-5-1
SAN DIEGO STATE	02/24/10	82-68	w	0-0-0	10-5-4	26-6-5	0-4-0	11-3-0	6-1-0
NEW MEXICO	02/27/10	81-83	L	DNP	18-1-2	6-2-2	8-6-3	8-6-2	4-2-1
at Utah	03/03/10	71-51	w	2-0-0	6-6-3	8-5-0	2-8-0	0-2-0	0-2-0
at TCU	03-06-10	107-77	w	0-0-0	2-0-0	18-0-5	2-3-1	23-4-3	2-2-0
vs #7 TCU	03/10/10	95-85	w	DNP	8-2-1	45-4-6	7-7-0	9-2-1	1-2-1

2009-10 SEASON STATISTICS
BYU Cougars Game-by-Game Highs (as of Mar 11, 2010)
All games

Opponent	Date	Score	Points	Rebounds	Assists	Steals	Blocked shots
BRADLEY BRAVES	11/13/09	70-60	25-FREDETTE, Jimm	7-HAWS, Tyler	4-FREDETTE, Jimme	2-ABOUO, Charles	1-DAVIES, Brandon ABOUO, Charles HARTSOCK, Noah
IDAHO STATE	11/17/09	87-53	22-FREDETTE, Jimm	7-EMERY, Jackson	6-HAWS, Tyler	3-FREDETTE, Jimme EMERY, Jackson	2-HAWS, Tyler HARTSOCK, Noah
at Hawai'i	11/20/09	83-65	20-FREDETTE, Jimm	7-HARTSOCK, Noah	8-FREDETTE, Jimme	3-EMERY, Jackson	1-EMERY, Jackson HARTSOCK, Noah FREDETTE, Jimmer
SOUTHERN	11/24/09	107-51	16-EMERY, Jackson	8-DAVIES, Brandon	10-FREDETTE, Jimm	5-EMERY, Jackson	1-TAVERNARI, Jonat ABOUO, Charles DAVIES, Brandon
WEBER STATE	11/27/09	87-70	23-FREDETTE, Jimm	7-TAVERNARI, Jonat	7-FREDETTE, Jimme	2-TAVERNARI, Jonat HAWS, Tyler EMERY, Jackson	1-HARTSOCK, Noah ABOUO, Charles FREDETTE, Jimmer
at Utah State	12-02-09	61-71	19-FREDETTE, Jimm	8-TAVERNARI, Jonat	3-MORGAN, JR., La	1-EMERY, Jackson FREDETTE, Jimmer HAWS, Tyler TAVERNARI, Jonat	2-HARTSOCK, Noah
vs San Francisco	12/05/09	69-43	14-EMERY, Jackson	5-HARTSOCK, Noah	6-FREDETTE, Jimme	4-EMERY, Jackson	2-HARTSOCK, Noah
ARIZONA STATE	12/08/09	81-68	17-HAWS, Tyler EMERY, Jackson	11-HAWS, Tyler	6-FREDETTE, Jimme	1-EMERY, Jackson LOYD, JR., Michael TAVERNARI, Jonat MILES, Chris HARTSOCK, Noah FREDETTE, Jimmer	1-TAVERNARI, Jonat
at Fresno State	12/12/09	72-67	24-FREDETTE, Jimm	11-HARTSOCK, Noah	7-FREDETTE, Jimme	4-EMERY, Jackson	2-MILES, Chris
WAGNER	12/17/09	77-61	16-HAWS, Tyler	8-HARTSOCK, Noah	5-EMERY, Jackson	2-LOYD, JR., Michael FREDETTE, Jimmer	3-HARTSOCK, Noah
EASTERN WASHINGTON	12/19/09	91-34	20-FREDETTE, Jimm	7-HAWS, Tyler EMERY, Jackson	6-FREDETTE, Jimme	3-EMERY, Jackson HAWS, Tyler	2-MILES, Chris HARTSOCK, Noah
vs NEVADA	12/22/09	110-104	33-FREDETTE, Jimm	6-HARTSOCK, Noah	6-FREDETTE, Jimme	3-FREDETTE, Jimme EMERY, Jackson	1-HARTSOCK, Noah
vs Nebraska	12/23/09	88-66	24-FREDETTE, Jimm	8-EMERY, Jackson	4-FREDETTE, Jimme	3-EMERY, Jackson	1-FREDETTE, Jimme HARTSOCK, Noah
at Arizona	12/28/09	99-69	49-FREDETTE, Jimm	7-EMERY, Jackson FREDETTE, Jimmer	9-FREDETTE, Jimme	2-EMERY, Jackson MILES, Chris FREDETTE, Jimmer	1-EMERY, Jackson HARTSOCK, Noah
EASTERN NEW MEXICO	01/02/10	95-49	17-LOYD, JR., Michae	8-ABOUO, Charles HARTSOCK, Noah	7-MORGAN, JR., La	2-LOYD, JR., Michael	2-MILES, Chris
UNLV	01/06/10	77-73	17-TAVERNARI, Jona HARTSOCK, Noah	9-TAVERNARI, Jonat	3-HAWS, Tyler TAVERNARI, Jonat	2-HAWS, Tyler EMERY, Jackson	2-TAVERNARI, Jonat
at UTEP	01/09/10	83-77	20-HAWS, Tyler	11-HAWS, Tyler	9-EMERY, Jackson	4-EMERY, Jackson	2-HARTSOCK, Noah
at Air Force	1/13/10	67-49	21-EMERY, Jackson	10-DAVIES, Brandon	3-EMERY, Jackson FREDETTE, Jimmer	2-EMERY, Jackson TAVERNARI, Jonat	3-DAVIES, Brandon
COLORADO STATE	01/16/10	91-47	21-FREDETTE, Jimm	8-ABOUO, Charles	4-FREDETTE, Jimme	4-TAVERNARI, Jonat	4-HARTSOCK, Noah
WYOMING	01/20/10	81-66	24-HAWS, Tyler	6-HAWS, Tyler FREDETTE, Jimmer	3-MILES, Chris EMERY, Jackson FREDETTE, Jimmer	4-EMERY, Jackson	1-HAWS, Tyler EMERY, Jackson HARTSOCK, Noah
at SAN DIEGO STATE	01-23-10	71-69	33-FREDETTE, Jimm	7-MILES, Chris	5-FREDETTE, Jimme	3-EMERY, Jackson	4-HARTSOCK, Noah
at #23/rv New Mexico	1/27/10	72-76	27-FREDETTE, Jimm	7-HARTSOCK, Noah HAWS, Tyler	7-FREDETTE, Jimme	3-EMERY, Jackson	1-ANDERSON, Jame MILES, Chris TAVERNARI, Jonat HARTSOCK, Noah

2009-10 SEASON STATISTICS
BYU Cougars Game-by-Game Highs (as of Mar 11, 2010)
All games

Opponent	Date	Score	Points	Rebounds	Assists	Steals	Blocked shots
UTAH	01/30/10	82-69	36-FREDETTE, Jimm	7-EMERY, Jackson HAWS, Tyler	4-EMERY, Jackson	6-EMERY, Jackson	ABOOU, Charles 1-HARTSOCK, Noah
TCU	02/02/10	76-56	26-FREDETTE, Jimm	11-MILES, Chris	6-EMERY, Jackson	2-EMERY, Jackson	2-EMERY, Jackson
at UNLV	02/06/10	74-88	21-FREDETTE, Jimm	7-TAVERNARI, Jonat FREDETTE, Jimmer	6-FREDETTE, Jimme	2-FREDETTE, Jimme	2-HARTSOCK, Noah
AIR FORCE	02/13/10	91-48	19-TAVERNARI, Jona	6-HARTSOCK, Noah	6-FREDETTE, Jimme	4-HAWS, Tyler	1-MILES, Chris
at Colorado State	02/17/10	92-70	36-FREDETTE, Jimm	12-HARTSOCK, Noah	6-FREDETTE, Jimme	4-TAVERNARI, Jonat	2-HARTSOCK, Noah
at Wyoming Cowboys	2-20-10	85-63	22-HAWS, Tyler FREDETTE, Jimmer	8-TAVERNARI, Jonat HAWS, Tyler	4-FREDETTE, Jimme	2-TAVERNARI, Jonat	1-HARTSOCK, Noah
SAN DIEGO STATE	02/24/10	82-68	26-FREDETTE, Jimm	7-EMERY, Jackson	5-FREDETTE, Jimme	5-EMERY, Jackson	1-ABOOU, Charles MILES, Chris
NEW MEXICO	02/27/10	81-83	19-LOYD, JR., Michae	7-EMERY, Jackson	3-HARTSOCK, Noah	5-EMERY, Jackson	2-HARTSOCK, Noah
at Utah	03/03/10	71-51	21-DAVIES, Brandon	8-HARTSOCK, Noah	3-LOYD, JR., Michael HAWS, Tyler EMERY, Jackson	4-LOYD, JR., Michael	2-MILES, Chris HARTSOCK, Noah
at TCU	03-06-10	107-77	23-TAVERNARI, Jona	8-DAVIES, Brandon	5-FREDETTE, Jimme EMERY, Jackson	5-EMERY, Jackson	2-EMERY, Jackson
vs #7 TCU	03/10/10	95-85	45-FREDETTE, Jimm	7-EMERY, Jackson HARTSOCK, Noah	6-FREDETTE, Jimme	2-HARTSOCK, Noah EMERY, Jackson	1-HARTSOCK, Noah

2009-10 SEASON STATISTICS
BYU Cougars Team High/Low Analysis (as of Mar 11, 2010)
All games

BYU Cougars - TEAM GAME HIGHS

POINTS	110		vs NEVADA (12/22/09)
	107		at TCU (03-06-10)
	107		SOUTHERN (11/24/09)
	99		at Arizona (12/28/09)
	95		vs #7 TCU (03/10/10)
	95		EASTERN NEW MEXICO (01/02/10)
FIELD GOALS MADE	42		SOUTHERN (11/24/09)
	38		at TCU (03-06-10)
	38		vs NEVADA (12/22/09)
	78		SOUTHERN (11/24/09)
FIELD GOAL ATTEMPTS	68		UNLV (01/06/10)
	.642	(34-53)	EASTERN WASHINGTON (12/19/09)
FIELD GOAL PERCENTAGE	.633	(38-60)	vs NEVADA (12/22/09)
	14		at Arizona (12/28/09)
3 PT FIELD GOALS MADE	13		at TCU (03-06-10)
	13		SOUTHERN (11/24/09)
3 PT FG ATTEMPTS	27		at UNLV (02/06/10)
	27		at Fresno State (12/12/09)
3 PT FG PERCENTAGE	.600	(12-20)	AIR FORCE (02/13/10)
	.583	(7-12)	EASTERN WASHINGTON (12/19/09)
FREE THROWS MADE	33		vs #7 TCU (03/10/10)
	28		WEBER STATE (11/27/09)
FREE THROW ATTEMPTS	37		vs #7 TCU (03/10/10)
	33		WEBER STATE (11/27/09)
FREE THROW PERCENTAGE	1.000	(12-12)	vs San Francisco (12/05/09)
	1.000	(8-8)	at SAN DIEGO STATE (01-23-10)
REBOUNDS	50		EASTERN NEW MEXICO (01/02/10)
	48		SOUTHERN (11/24/09)
ASSISTS	27		SOUTHERN (11/24/09)
	23		EASTERN NEW MEXICO (01/02/10)
STEALS	17		SOUTHERN (11/24/09)
	14		at TCU (03-06-10)
BLOCKED SHOTS	9		at SAN DIEGO STATE (01-23-10)
	8		WAGNER (12/17/09)
TURNOVERS	22		at UTEP (01/09/10)
	19		EASTERN NEW MEXICO (01/02/10)
FOULS	27		at UTEP (01/09/10)
	24		BRADLEY BRAVES (11/13/09)

2009-10 SEASON STATISTICS
BYU Cougars High/Low Analysis (as of Mar 11, 2010)
All games

Opponent - GAME HIGHS

POINTS	104		vs NEVADA (12/22/09)
	88		at UNLV (02/06/10)
	85		vs #7 TCU (03/10/10)
	83		NEW MEXICO (02/27/10)
	77		at TCU (03-06-10)
	77		at UTEP (01/09/10)
FIELD GOALS MADE	40		vs NEVADA (12/22/09)
	32		NEW MEXICO (02/27/10)
	32		at UNLV (02/06/10)
	70		WAGNER (12/17/09)
FIELD GOAL ATTEMPTS	68		vs NEVADA (12/22/09)
	.588	(40-68)	vs NEVADA (12/22/09)
FIELD GOAL PERCENTAGE	.525	(32-61)	at UNLV (02/06/10)
	12		at UNLV (02/06/10)
3 PT FIELD GOALS MADE	10		vs #7 TCU (03/10/10)
	10		NEW MEXICO (02/27/10)
	10		AIR FORCE (02/13/10)
	30		at Air Force (1/13/10)
3 PT FG ATTEMPTS	26		AIR FORCE (02/13/10)
	.526	(10-19)	vs #7 TCU (03/10/10)
3 PT FG PERCENTAGE	.522	(12-23)	at UNLV (02/06/10)
	27		at UTEP (01/09/10)
FREE THROWS MADE	23		at Utah State (12-02-09)
	38		at UTEP (01/09/10)
FREE THROW ATTEMPTS	33		at #23/rv New Mexico (1/27/10)
	.867	(13-15)	UTAH (01/30/10)
FREE THROW PERCENTAGE	.840	(21-25)	vs #7 TCU (03/10/10)
	47		at #23/rv New Mexico (1/27/10)
REBOUNDS	45		WAGNER (12/17/09)
	24		at UNLV (02/06/10)
ASSISTS	17		NEW MEXICO (02/27/10)
	17		SAN DIEGO STATE (02/24/10)
	17		at SAN DIEGO STATE (01-23-10)
	14		at Fresno State (12/12/09)
STEALS	13		at UTEP (01/09/10)
	8		SAN DIEGO STATE (02/24/10)
BLOCKED SHOTS	6		TCU (02/02/10)
	6		UTAH (01/30/10)
	6		at SAN DIEGO STATE (01-23-10)
	6		UNLV (01/06/10)
TURNOVERS	24		at TCU (03-06-10)
	23		COLORADO STATE (01/16/10)
FOULS	25		vs #7 TCU (03/10/10)
	24		vs Nebraska (12/23/09)

2009-10 SEASON STATISTICS
BYU Cougars High/Low Analysis (as of Mar 11, 2010)
All games

BYU Cougars - GAME LOWS

POINTS	61		at Utah State (12-02-09)
	67		at Air Force (1/13/10)
	69		vs San Francisco (12/05/09)
	70		BRADLEY BRAVES (11/13/09)
	71		at SAN DIEGO STATE (01-23-10)
	71		at Utah (03/03/10)
FIELD GOALS MADE	21		at Utah State (12-02-09)
	21		at Utah (03/03/10)
FIELD GOAL ATTEMPTS	48		at Air Force (1/13/10)
	49		vs San Francisco (12/05/09)
	49		vs Nebraska (12/23/09)
FIELD GOAL PERCENTAGE	.368	(25-68)	UNLV (01/06/10)
	.368	(21-57)	at Utah (03/03/10)
3 PT FIELD GOALS MADE	2		WAGNER (12/17/09)
	4		at Utah (03/03/10)
3 PT FG ATTEMPTS	9		at Utah (03/03/10)
	12		WAGNER (12/17/09)
	12		EASTERN WASHINGTON (12/19/09)
3 PT FG PERCENTAGE	.167	(2-12)	WAGNER (12/17/09)
	.259	(7-27)	at UNLV (02/06/10)
FREE THROWS MADE	8		at Fresno State (12/12/09)
	8		at SAN DIEGO STATE (01-23-10)
FREE THROW ATTEMPTS	8		at SAN DIEGO STATE (01-23-10)
	11		at Hawai'i (11/20/09)
	11		SOUTHERN (11/24/09)
FREE THROW PERCENTAGE	.571	(8-14)	at Fresno State (12/12/09)
	.633	(19-30)	WAGNER (12/17/09)
REBOUNDS	26		vs NEVADA (12/22/09)
	27		at Hawai'i (11/20/09)
	27		vs San Francisco (12/05/09)
ASSISTS	8		at Utah State (12-02-09)
	10		at Utah (03/03/10)
STEALS	4		at Utah State (12-02-09)
	4		at Air Force (1/13/10)
BLOCKED SHOTS	1		ARIZONA STATE (12/08/09)
	1		vs NEVADA (12/22/09)
	1		UTAH (01/30/10)
	1		AIR FORCE (02/13/10)
	1		at Wyoming Cowboys (2-20-10)
	1		vs #7 TCU (03/10/10)
TURNOVERS	6		ARIZONA STATE (12/08/09)
	6		UTAH (01/30/10)
	6		at Wyoming Cowboys (2-20-10)
FOULS	7		EASTERN NEW MEXICO (01/02/10)
	8		at Air Force (1/13/10)

2009-10 SEASON STATISTICS
BYU Cougars High/Low Analysis (as of Mar 11, 2010)
All games

Opponent - GAME LOWS

POINTS	34		EASTERN WASHINGTON (12/19/09)
	43		vs San Francisco (12/05/09)
	47		COLORADO STATE (01/16/10)
	48		AIR FORCE (02/13/10)
	49		EASTERN NEW MEXICO (01/02/10)
	49		at Air Force (1/13/10)
FIELD GOALS MADE	13		EASTERN WASHINGTON (12/19/09)
	14		at Utah (03/03/10)
FIELD GOAL ATTEMPTS	45		AIR FORCE (02/13/10)
	46		vs San Francisco (12/05/09)
FIELD GOAL PERCENTAGE	.269	(14-52)	at Utah (03/03/10)
	.271	(13-48)	EASTERN WASHINGTON (12/19/09)
3 PT FIELD GOALS MADE	1		EASTERN WASHINGTON (12/19/09)
	1		COLORADO STATE (01/16/10)
3 PT FG ATTEMPTS	7		EASTERN WASHINGTON (12/19/09)
	9		IDAHO STATE (11/17/09)
3 PT FG PERCENTAGE	.077	(1-13)	COLORADO STATE (01/16/10)
	.143	(1-7)	EASTERN WASHINGTON (12/19/09)
FREE THROWS MADE	4		at Air Force (1/13/10)
	4		AIR FORCE (02/13/10)
FREE THROW ATTEMPTS	7		at Air Force (1/13/10)
	8		AIR FORCE (02/13/10)
FREE THROW PERCENTAGE	.438	(7-16)	EASTERN WASHINGTON (12/19/09)
	.450	(9-20)	NEW MEXICO (02/27/10)
REBOUNDS	17		EASTERN WASHINGTON (12/19/09)
	19		AIR FORCE (02/13/10)
ASSISTS	5		COLORADO STATE (01/16/10)
	6		EASTERN WASHINGTON (12/19/09)
	6		at Utah (03/03/10)
	1		at Wyoming Cowboys (2-20-10)
STEALS	2		ARIZONA STATE (12/08/09)
	0		vs San Francisco (12/05/09)
BLOCKED SHOTS	0		at Air Force (1/13/10)
	0		AIR FORCE (02/13/10)
	0		at TCU (03-06-10)
	0		vs #7 TCU (03/10/10)
TURNOVERS	8		at Air Force (1/13/10)
	9		at Utah State (12-02-09)
	9		at UNLV (02/06/10)
	12		at SAN DIEGO STATE (01-23-10)
FOULS	13		SOUTHERN (11/24/09)
	13		at Arizona (12/28/09)

2009-10 SEASON STATISTICS
BYU Cougars Player High/Low Analysis (as of Mar 11, 2010)
All games

BYU Cougars - INDIVIDUAL GAME HIGHS

Points	49		FREDETTE, Jimmer at Arizona (12/28/09)
	45		FREDETTE, Jimmer vs #7 TCU (03/10/10)
	36		FREDETTE, Jimmer at Colorado State (02/17/10)
	36		FREDETTE, Jimmer vs Utah (01/30/10)
	33		FREDETTE, Jimmer at SAN DIEGO STATE (01-23-10)
	33		FREDETTE, Jimmer vs NEVADA (12/22/09)
Field Goals Made	16		FREDETTE, Jimmer at Arizona (12/28/09)
	12		FREDETTE, Jimmer at Colorado State (02/17/10)
Field Goal Att.	23		FREDETTE, Jimmer vs #7 TCU (03/10/10)
	23		FREDETTE, Jimmer vs Utah (01/30/10)
	23		FREDETTE, Jimmer at Arizona (12/28/09)
FG Pct (min 5 made)	1.000	(7-7)	HAWS, Tyler vs NEVADA (12/22/09)
	1.000	(6-6)	HARTSOCK, Noah vs Eastern New Mexico (01/02/10)
	1.000	(5-5)	DAVIES, Brandon vs Eastern Washington (12/19/09)
3-Point FG Made	9		FREDETTE, Jimmer at Arizona (12/28/09)
	6		FREDETTE, Jimmer at Colorado State (02/17/10)
3-Point FG Att.	13		FREDETTE, Jimmer at Arizona (12/28/09)
	10		FREDETTE, Jimmer vs #7 TCU (03/10/10)
	10		FREDETTE, Jimmer at Colorado State (02/17/10)
	10		EMERY, Jackson at Air Force (1/13/10)
3-Pt FG Pct (min 2 made)	1.000	(3-3)	TAVERNARI, Jonathan vs Eastern New Mexico (01/02/10)
	1.000	(2-2)	ABOUO, Charles at TCU (03-06-10)
	1.000	(2-2)	MORGAN, JR., Lamont vs TCU (02/02/10)
	1.000	(2-2)	HAWS, Tyler vs Eastern Washington (12/19/09)
	1.000	(2-2)	ABOUO, Charles vs Southern (11/24/09)
	1.000	(2-2)	FREDETTE, Jimmer vs Southern (11/24/09)
	1.000	(2-2)	LOYD, JR., Michael vs Southern (11/24/09)
	1.000	(2-2)	LOYD, JR., Michael at Hawai'i (11/20/09)
	1.000	(2-2)	LOYD, JR., Michael vs BRADLEY BRAVES (11/13/09)
Free Throws Made	23		FREDETTE, Jimmer vs #7 TCU (03/10/10)
	12		FREDETTE, Jimmer vs BRADLEY BRAVES (11/13/09)
Free Throw Att.	24		FREDETTE, Jimmer vs #7 TCU (03/10/10)
	14		FREDETTE, Jimmer vs BRADLEY BRAVES (11/13/09)
FT Pct (min 3 made)	1.000	(10-10)	HAWS, Tyler at Wyoming Cowboys (2-20-10)
	1.000	(10-10)	FREDETTE, Jimmer vs Weber State (11/27/09)
	1.000	(9-9)	FREDETTE, Jimmer vs NEVADA (12/22/09)
	1.000	(8-8)	HAWS, Tyler vs San Diego State (02/24/10)
	1.000	(8-8)	FREDETTE, Jimmer vs Arizona State (12/08/09)
	1.000	(7-7)	FREDETTE, Jimmer at #23/rv New Mexico (1/27/10)
	1.000	(7-7)	EMERY, Jackson vs Nebraska (12/23/09)
	1.000	(6-6)	HAWS, Tyler vs #7 TCU (03/10/10)
	1.000	(6-6)	FREDETTE, Jimmer at Utah (03/03/10)
	1.000	(6-6)	HARTSOCK, Noah at Colorado State (02/17/10)
	1.000	(6-6)	FREDETTE, Jimmer vs TCU (02/02/10)
	1.000	(6-6)	FREDETTE, Jimmer at SAN DIEGO STATE (01-23-10)
	1.000	(6-6)	HAWS, Tyler vs NEVADA (12/22/09)
	1.000	(6-6)	HAWS, Tyler vs Arizona State (12/08/09)
	1.000	(6-6)	FREDETTE, Jimmer at Utah State (12-02-09)
	1.000	(5-5)	HAWS, Tyler vs New Mexico (02/27/10)
	1.000	(5-5)	FREDETTE, Jimmer at Wyoming Cowboys (2-20-10)
	1.000	(5-5)	DAVIES, Brandon at Air Force (1/13/10)
	1.000	(5-5)	FREDETTE, Jimmer vs Eastern Washington (12/19/09)
	1.000	(4-4)	HAWS, Tyler at Utah (03/03/10)

	1.000	(4-4)	TAVERNARI, Jonathan at Colorado State (02/17/10)
	1.000	(4-4)	TAVERNARI, Jonathan at #23/rv New Mexico (1/27/10)
	1.000	(4-4)	HAWS, Tyler vs Wyoming (01/20/10)
	1.000	(4-4)	HAWS, Tyler vs Colorado State (01/16/10)
	1.000	(4-4)	EMERY, Jackson vs NEVADA (12/22/09)
	1.000	(4-4)	TAVERNARI, Jonathan vs Arizona State (12/08/09)
	1.000	(4-4)	FREDETTE, Jimmer vs San Francisco (12/05/09)
	1.000	(4-4)	DAVIES, Brandon vs Weber State (11/27/09)
	1.000	(4-4)	HAWS, Tyler at Hawai'i (11/20/09)
	1.000	(3-3)	FREDETTE, Jimmer vs Colorado State (01/16/10)
	1.000	(3-3)	HAWS, Tyler vs Wagner (12/17/09)
Rebounds	12		HARTSOCK, Noah at Colorado State (02/17/10)
	11		MILES, Chris vs TCU (02/02/10)
	11		HAWS, Tyler at UTEP (01/09/10)
	11		HARTSOCK, Noah at Fresno State (12/12/09)
	11		HAWS, Tyler vs Arizona State (12/08/09)
Assists	10		FREDETTE, Jimmer vs Southern (11/24/09)
	9		EMERY, Jackson at UTEP (01/09/10)
	9		FREDETTE, Jimmer at Arizona (12/28/09)
Steals	6		EMERY, Jackson vs Utah (01/30/10)
	5		EMERY, Jackson at TCU (03-06-10)
	5		EMERY, Jackson vs New Mexico (02/27/10)
	5		EMERY, Jackson vs San Diego State (02/24/10)
	5		EMERY, Jackson vs Southern (11/24/09)
Blocked Shots	4		HARTSOCK, Noah at SAN DIEGO STATE (01-23-10)
	4		HARTSOCK, Noah vs Colorado State (01/16/10)
Turnovers	7		FREDETTE, Jimmer at Fresno State (12/12/09)
	6		FREDETTE, Jimmer at Colorado State (02/17/10)
Fouls	5		TAVERNARI, Jonathan at UTEP (01/09/10)
	4		ABOUO, Charles vs #7 TCU (03/10/10)
	4		DAVIES, Brandon vs #7 TCU (03/10/10)
	4		HARTSOCK, Noah vs #7 TCU (03/10/10)
	4		DAVIES, Brandon at Utah (03/03/10)
	4		EMERY, Jackson vs New Mexico (02/27/10)
	4		TAVERNARI, Jonathan vs New Mexico (02/27/10)
	4		HARTSOCK, Noah at Wyoming Cowboys (2-20-10)
	4		MILES, Chris at Wyoming Cowboys (2-20-10)
	4		HARTSOCK, Noah at UNLV (02/06/10)
	4		DAVIES, Brandon at #23/rv New Mexico (1/27/10)
	4		DAVIES, Brandon at SAN DIEGO STATE (01-23-10)
	4		EMERY, Jackson vs Wyoming (01/20/10)
	4		DAVIES, Brandon vs Colorado State (01/16/10)
	4		DAVIES, Brandon at UTEP (01/09/10)
	4		MILES, Chris at UTEP (01/09/10)
	4		EMERY, Jackson at UTEP (01/09/10)
	4		HARTSOCK, Noah at UTEP (01/09/10)
	4		DAVIES, Brandon at Arizona (12/28/09)
	4		MILES, Chris at Arizona (12/28/09)
	4		DAVIES, Brandon vs Nebraska (12/23/09)
	4		DAVIES, Brandon vs NEVADA (12/22/09)
	4		HARTSOCK, Noah vs NEVADA (12/22/09)
	4		MILES, Chris vs NEVADA (12/22/09)
	4		EMERY, Jackson vs NEVADA (12/22/09)

4	HARTSOCK, Noah vs Wagner (12/17/09)
4	MILES, Chris vs Arizona State (12/08/09)
4	MILES, Chris vs San Francisco (12/05/09)
4	ABOUO, Charles at Utah State (12-02-09)
4	MILES, Chris at Utah State (12-02-09)
4	EMERY, Jackson at Utah State (12-02-09)
4	TAVERNARI, Jonathan vs Weber State (11/27/09)
4	EMERY, Jackson vs Weber State (11/27/09)
4	HAWS, Tyler vs Idaho State (11/17/09)
4	EMERY, Jackson vs Idaho State (11/17/09)
4	EMERY, Jackson vs BRADLEY BRAVES (11/13/09)
4	DAVIES, Brandon vs BRADLEY BRAVES (11/13/09)

2009-10 SEASON STATISTICS
BYU Cougars Opponent High/Low Analysis (as of Mar 11, 2010)
All games

OPPONENT INDIVIDUAL GAME HIGHS

Points	33		WILLIS, Tre'Von at UNLV (02/06/10)
	30		Johnson, Armon vs NEVADA (12/22/09)
	26		JACKSON, Desmar at Wyoming Cowboys (2-20-10)
	25		GARY, Dairese at #23/rv New Mexico (1/27/10)
	24		WILLIS, Tre'Von vs UNLV (01/06/10)
Field Goals Made	13		Johnson, Armon vs NEVADA (12/22/09)
	11		WILLIS, Tre'Von at UNLV (02/06/10)
Field Goal Att.	21		Johnson, Armon vs NEVADA (12/22/09)
	20		WILLIS, Tre'Von at UNLV (02/06/10)
FG Pct (min 5 made)	.714	(5-7)	THOMAS, Malcolm vs San Diego State (02/24/10)
	.714	(5-7)	HILL, Greg vs TCU (02/02/10)
	.714	(5-7)	DIARRA, Moustapha vs San Francisco (12/05/09)
	.714	(5-7)	Mayen, Adhar at Hawai'i (11/20/09)
	.714	(5-7)	Roberts, Chris vs BRADLEY BRAVES (11/13/09)
3-Point FG Made	5		Jones, Eshaunte vs Nebraska (12/23/09)
	4		JACKSON, Desmar at Wyoming Cowboys (2-20-10)
	4		FITZGERALD, Mike vs Air Force (02/13/10)
	4		WILLIS, Tre'Von at UNLV (02/06/10)
	4		POLK, Christian at UTEP (01/09/10)
	4		Kraemer, Ray vs NEVADA (12/22/09)
	4		Kuksiks, Rihards vs Arizona State (12/08/09)
	4		LILLARD, Damian vs Weber State (11/27/09)
	4		HUGHEY, Lindsey vs Weber State (11/27/09)
3-Point FG Att.	9		HENDERSON, Marshall vs Utah (01/30/10)
	9		CULPEPPER, Randy at UTEP (01/09/10)
3-Pt FG Pct (min 2 made)	1.000	(2-2)	McLAIN, Mike vs Air Force (02/13/10)
	1.000	(2-2)	SHAW, Matt vs UNLV (01/06/10)
Free Throws Made	12		GARY, Dairese at #23/rv New Mexico (1/27/10)
	11		Quayle, Jared at Utah State (12-02-09)
Free Throw Att.	17		GARY, Dairese at #23/rv New Mexico (1/27/10)
	14		GARY, Dairese vs New Mexico (02/27/10)
	14		FRANKLIN, Travis at Colorado State (02/17/10)
FT Pct (min 3 made)	1.000	(7-7)	Thompson, Hiram at Hawai'i (11/20/09)
	1.000	(6-6)	TILLIE, Kim at Utah (03/03/10)
	1.000	(6-6)	FORBES, Jeffrey vs Eastern Washington (12/19/09)
	1.000	(6-6)	Maniscalco, Sam vs BRADLEY BRAVES (11/13/09)
	1.000	(5-5)	GREEN, Garlon vs TCU (02/02/10)
	1.000	(5-5)	George, Paul at Fresno State (12/12/09)
	1.000	(4-4)	HILL, Greg vs #7 TCU (03/10/10)
	1.000	(4-4)	THIAM, Djibril at Wyoming Cowboys (2-20-10)
	1.000	(4-4)	GREEN, Dorian at Colorado State (02/17/10)
	1.000	(4-4)	HENDERSON, Marshall vs Utah (01/30/10)
	1.000	(4-4)	DENNIS, Curtis at #23/rv New Mexico (1/27/10)
	1.000	(4-4)	WHITE, Billy at SAN DIEGO STATE (01-23-10)
	1.000	(4-4)	POLK, Christian at UTEP (01/09/10)
	1.000	(4-4)	MOULTRIE, Arnett at UTEP (01/09/10)
	1.000	(4-4)	Jones, Eshaunte vs Nebraska (12/23/09)
	1.000	(4-4)	Bendall, Nate at Utah State (12-02-09)
	1.000	(3-3)	RUZGAS, Edvinas at TCU (03-06-10)
	1.000	(3-3)	SMITH, Greg at Colorado State (02/17/10)
	1.000	(3-3)	GAY, D.J. at SAN DIEGO STATE (01-23-10)
	1.000	(3-3)	Wesley, Tai at Utah State (12-02-09)
	1.000	(3-3)	LILLARD, Damian vs Weber State (11/27/09)

	1.000	(3-3)	Warren, Andrew vs BRADLEY BRAVES (11/13/09)
Rebounds	14		HOBSON, Darington vs New Mexico (02/27/10)
	14		STANBACK, Chace at UNLV (02/06/10)
	14		HOBSON, Darington at #23/rv New Mexico (1/27/10)
Assists	9		BELLFIELD, Oscar vs UNLV (01/06/10)
	8		WILLIS, Tre'Von at UNLV (02/06/10)
Steals	6		George, Paul at Fresno State (12/12/09)
	5		WHITE, Billy at SAN DIEGO STATE (01-23-10)
Blocked Shots	4		FOSTER, David vs Utah (01/30/10)
	4		JASPER, Derrick vs UNLV (01/06/10)
Turnovers	7		BULJAN, Zvonko at TCU (03-06-10)
	7		HOBSON, Darington vs New Mexico (02/27/10)
	7		WILLIS, Tre'Von vs UNLV (01/06/10)
	7		Seay, Sylvester at Fresno State (12/12/09)
	5		CERINA, Nikola vs #7 TCU (03/10/10)
Fouls	5		MITCHEM, Keion vs #7 TCU (03/10/10)
	5		HARDEMAN, A.J. vs New Mexico (02/27/10)
	5		THOMAS, Malcolm vs San Diego State (02/24/10)
	5		STONE, Julyan at UTEP (01/09/10)
	5		GRIFFIN, Laron vs Eastern Washington (12/19/09)
	5		George, Paul at Fresno State (12/12/09)
	5		Abbott, Ty vs Arizona State (12/08/09)
	5		Bendall, Nate at Utah State (12-02-09)