

No. 21 All-Time Victories NCAA Division I • 2 National Titles (NIT 1951, 1966) • 28 Regular Season Conference Titles • 24 NCAA Tournaments • 10 NIT Appearances
 1 National Player of the Year • 2 Basketball Hall of Fame Inductees • 43 All-America Citations • 44 NBA Draft Selections • 109 All-Conference Citations

BYU COUGAR BASKETBALL

Game 36 — NCAA Second Round vs. Kansas State

2009-10 SCHEDULE

NOVEMBER

5 (Thu.)	Trinity Western (Exh-BYUTV)	W, 74-56
10 (Tue.)	Central Wash. (Exh-BYUTV)	W, 82-46
13 (Fri.)	Bradley* (The Mtn.)	W, 70-60
17 (Tue.)	Idaho State	W, 87-53
20 (Fri.)	@ Hawai'i (KFVE - TV)	W, 83-65
24 (Tue.)	Southern	W, 107-51
27 (Fri.)	Weber State (The Mtn.)	W, 87-70

DECEMBER

2 (Wed.)	@ Utah State (The CW30)	L, 61-71
5 (Sat.)	vs. San Francisco (BYUTV/KJZZ Energy Solutions Arena)	W, 69-43
8 (Tue.)	Arizona State (The Mtn.)	W, 81-68
12 (Sat.)	@ Fresno State (KJZZ)	W, 72-67
17 (Thu.)	Wagner* (BYUTV)	W, 77-61
19 (Sat.)	Eastern Washington* (BYUTV)	W, 91-34
22 (Tue.)	vs. Nevada* (BYUTV)	W, 110-104
23 (Wed.)	vs. Nebraska* (BYUTV)	W, 88-66
28 (Mon.)	@ Arizona# (FCS)	W, 99-69

JANUARY

2 (Sat.)	Eastern New Mexico	W, 95-49
6 (Wed.)	UNLV (The Mtn.)	W, 77-73
9 (Sat.)	@ UTEP (CBS C)	W, 83-77
13 (Wed.)	@ Air Force (The Mtn.)	W, 67-49
16 (Sat.)	Colorado State (The Mtn.)	W, 91-47
20 (Wed.)	Wyoming (The Mtn.)	W, 81-66
23 (Sat.)	@ San Diego State (The Mtn.)	W, 71-69
27 (Wed.)	@ New Mexico (The Mtn.)	L, 72-76
30 (Sat.)	Utah (The Mtn.)	W, 82-69

FEBRUARY

2 (Tue.)	TCU (The Mtn.)	W, 76-56
6 (Sat.)	@ UNLV (VERSUS)	L, 74-88
13 (Sat.)	Air Force (The Mtn.)	W, 91-48
17 (Wed.)	@ Colorado State (The Mtn.)	W, 92-70
20 (Sat.)	@ Wyoming (The Mtn.)	W, 85-63
24 (Wed.)	San Diego State (CBS C)	W, 82-68
27 (Sat.)	New Mexico (VERSUS)	L, 81-83

MARCH

3 (Wed.)	@ Utah (CBS C)	W, 71-51
6 (Sat.)	@ TCU (The Mtn.)	W, 107-77
10-13	@ MWC Basketball Tournament	
11	vs. TCU (The Mtn.)	W, 95-85
12	@ UNLV (CBS C)	L, 66-70
18-20	NCAA Tournament	
18	vs. No. 10 Florida	W, 99-92 2OT
20	vs. No. 2 Kansas State	7:10 p.m.

^ Mountain West-Missouri Valley Challenge

* Las Vegas Classic - Marriott Center

~ Las Vegas Classic - Orleans Arena

Fiesta Bowl Classic

COUGARS VS. KANSAS STATE IN NCAA SECOND ROUND

After defeating No. 10 seed Florida in a thrilling double-overtime game on Thursday, BYU men's basketball has advanced to the second round of the NCAA Tournament where the Cougars will face No. 2 seed Kansas State. The Cougars trailed by four with 1:44 remaining in regulation and early in the first overtime. Jimmer Fredette had 37 points, including 10 in the second overtime, and Michael Loyd, Jr., posted a career-best 26 points, including all six BYU points in the first overtime. The No. 7 seed Cougars now face No. 2 seed Kansas State in a West Regional matchup with a trip to the Sweet 16 on the line. Saturday's game will be televised live on CBS while the radio broadcast can be heard live on KSL Newsradio 102.7 FM and 1160 AM out of Salt Lake City beginning with the pregame show at 6 p.m. CT.

UP NEXT

The winner of No. 7 BYU and No. 2 Kansas State will advance to the third round of the NCAA Tournament — the Sweet 16 — and face the winner of No. 3 Pittsburgh/No. 14 Oakland vs. No. 6 Xavier/No. 11 Minnesota on Thursday, March 25, at Energy Solutions Arena in Salt Lake City.

COUGAR QUICK HITS

— At 30-5 overall, BYU has set the program record for wins in a season (set previously in 1950-51) and has the best record in program history through 35 games. This also marks the fourth-straight season with 25-plus wins, a program record.

— Jimmer Fredette is the first BYU player to record 40-plus points in two games in his career. He set the Cougar single-game scoring record with 49 points at Arizona and had the third-highest single-game total with 45 points vs. TCU in the MWC Tournament quarterfinals.

— Fredette is 13th all-time in scoring at BYU with 1,510 career points. He leads the conference in scoring at 22.1 points per game. He is also third at BYU in career threes (171), ninth in assists (350) and 11th in steals (117).

— Junior guard Jackson Emery has 90 steals this season, a BYU record for steals in a season. The previous record was 66, set by Marty Haws in 1989-90. He is fourth in career steals with 147.

— Two-time MWC Coach of the Year Dave Rose has guided BYU to three MWC regular season titles and four-straight trips to the NCAA Tournament. Under Rose, BYU also has five-straight 20-win seasons and five-straight postseason appearances. At 127-39 (.765) overall, he is BYU's all-time leader in winning percentage.

— Senior forward Jonathan Tavernari is BYU's all-time leader in made threes with 264. He is also climbing the lists for points (112th with 1,512) and steals (3rd with 163).

— With the win vs. Florida in the NCAA Tournament, Jonathan Tavernari played in his 103rd BYU victory — first in school history. Tavernari's teams have won 107 games, the best four-year stretch in program history.

WEST REGIONAL BRACKET IN OKLAHOMA CITY

Ford Center

Thursday, March 18, 2010

First Round Game 1 — 11:20 a.m. CT

No. 7 BYU 99, No. 10 Florida 92 (2OT)

First Round Game 2 — 30 minutes following the conclusion of Game 1

No. 2 Kansas State 82, No. 15 North Texas 62

Saturday, March 20, 2010

Second Round Game 2 — approx. 7:10 p.m. (tip 30 minutes following the conclusion of Game 1)

No. 7 BYU (30-5) vs. No. 2 Kansas State (27-7)

BYU'S PROBABLE STARTERS

POS.	#	NAME	HT.	WT.	YR.	HOMETOWN / LAST TEAM	PPG	RPG	NOTE
G	32	Jimmer Fredette	6-2	195	Jr.	Glens Falls, N.Y. / Glens Falls HS	22.1	3.1	Tied BYU record for points in an NCAA Tournament game, 37 vs. Florida
G	4	Jackson Emery	6-3	185	Jr.	Alpine, Utah / Lone Peak HS	12.4	4.5	Had 8 points, 7 rebounds and 1 steal vs. Florida
G	23	Tyler Haws	6-5	200	Fr.	Alpine, Utah / Lone Peak HS	11.3	4.2	Has made 42-consecutive free throws — a BYU record
F	34	Noah Hartssock	6-8	215	So.	Bartlesville, Okla. / Bartlesville HS	6.4	5.0	Posted 8 points and 3 boards vs. Florida in NCAA First Round
F/C	54	Chris Miles	6-11	235	Sr.	Provo, Utah / Timpview HS	4.6	3.4	Is shooting .525 from the field and .673 from the free throw line

OFF THE BENCH

F	0	Brandon Davies	6-9	230	Fr.	Provo, Utah / Provo HS	5.4	3.0	Had a near double-double with 9 points, 8 boards at TCU
G/F	1	Charles Abouo	6-5	210	So.	Abidjan, Cote d'Ivoire / Brewster Academy	4.6	3.1	Scored a career-high 22 points with 5 boards, 3 assists at TCU
G	2	Lamont Morgan, Jr.	5-10	170	Sr.	Pomona, Calif. / Saddleback CC	2.0	0.6	Had 6 points and 2 dimes vs. TCU
G	10	Michael Loyd, Jr.	6-1	170	So.	Las Vegas, Nev. / Palo Verde HS	5.2	1.3	Scored a career-high 26 points vs. Florida in NCAA first round
F	12	Logan Magnusson	6-6	210	Jr.	Heber City, Utah / Salt Lake CC	0.6	1.0	Scored a career-high 6 points vs. Eastern New Mexico
G/F	13	Brock Zylstra	6-6	205	Fr.	La Verne, CA / Bonita HS	1.0	0.7	Scored 2 points at TCU
F/C	15	James Anderson	6-10	230	So.	Page, Ariz. / Page HS	1.2	1.0	Had 4 points, 3 boards and 1 block vs. TCU
F	45	Jonathan Tavernari	6-6	215	Sr.	Sao Bernardo, Brazil / Bishop Gorman HS	10.1	4.5	Had 23 points, 5 threes, 3 assists and 3 steals at TCU



2010 BASKETBALL CHAMPIONSHIP
 DIVISION I MEN'S BASKETBALL
 FIRST/SECOND ROUNDS
 BIG 12 CONFERENCE, HOST
**2010 NCAA TOURNAMENT
 FIRST/SECOND ROUND PAIRINGS
 OKLAHOMA CITY • FORD CENTER**

First Round Game Day: Thursday, March 18, 2010
11:20 a.m. BYU 99, Florida 92 (2OT)
 30 mins after Game 1 Kansas St. 82, North Texas 62
 6:10 p.m. Northern Iowa 69, UNLV 66
 30 mins after Game 3 Kansas 90, Lehigh 74

Second Round Game Day: Saturday, March 20, 2010
 4:40 p.m. No. 1 Kansas vs. No. 9 N. Iowa
 30 mins after Game 1 No. 7 BYU vs. No. 2 Kansas State

FRIDAY PRACTICES TIMES (CST)
 All Friday practices are closed

Noon-1:30 p.m. BYU
 1:35-3:05 p.m. Northern Iowa
 3:10-4:40 p.m. Kansas State
 4:45-6:15 p.m. Kansas



FRIDAY INTERVIEW TIMES (CT)
 at Ford Center

1:35-1:55 p.m.	BYU student-athletes
1:55-2:15 p.m.	BYU coach
2:20-2:40 p.m.	Kansas State student-athletes
2:40-3 p.m.	Kansas State coach
3:10-3:30 p.m.	Northern Iowa student-athletes
3:30-3:50 p.m.	Northern Iowa coach
3:55-4:15 p.m.	Kansas student-athletes
4:15-4:35 p.m.	Kansas coach

BYU GAME #35 FAST FACTS
No. 7 BYU (30-5, 13-3 MWC)

BYU vs. **No. 2 Kansas State (27-7, 11-5 Big 12)**

Saturday, March 20, 2010
 Ford Center (17,611)
 Oklahoma City
 approx. 7:10 p.m. CT (30 minutes after conclusion of first game)

Coaches...BYU, Dave Rose (127-39 in fifth season; same overall)
 Kansas State, Frank Martin (70-31 in third season; same overall)
 Series...Series tied at 3-3 with BYU winning last meeting 73-64 in 2002
 TV...Live on CBS (Kevin Harlan, play-by-play; Dan Bonner, analyst)
 Radio...KSL Newsradio (102.7 FM/1160 AM and online at KSL.com) and the Cougar Sports Network
 (6 p.m. CT pregame show — Greg Wrubell, play-by-play; Mark Durrant, game analysis)
 Web...Live stats links are available on the basketball schedule page at www.byucougars.com/basketball_m/

MEDIA INTERVIEWS
 All interviews with BYU players or coaches must be scheduled through a BYU Athletic Communications contact. Postgame interviews will take place as noted below. Other interview requests, such as live television shots after a game, should be arranged in advance through a BYU Athletic Communications contact. News conferences will be conducted on the day before each game (see the schedule of events at left) and also immediately after each game. The host media coordinator will have the authority to designate and require any student-athlete to attend any news conference, but should work with the participating institutions' head coach and SID, as well as a designated member of the United States Basketball Writers Association, to select postgame press conference participants. Each participating institution shall make student-athletes available at all scheduled news conferences. All interviews at the facility shall occur in the media interview room or the locker room area.

**BYU ATHLETIC COMMUNICATIONS
 CONTACTS IN OKLAHOMA CITY**

BYU ASSOC. AD COMMUNICATIONS
 Duff Tittle
 Cell: 801-372-4401
 Email: duff_tittle@byu.edu

BYU MEN'S BASKETBALL SID
 Kyle Chilton
 Cell: 801-372-2080
 Email: kyle_chilton@byu.edu

CAMERAS, RECORDERS
 All electronic media desiring to record the proceedings in the interview room will be required to use the connecting devices supplied by the NCAA designee, Hammond Communications. No individual filming of the interviews will be permitted.

TELEPHONE INTERVIEWS
 Neither coaches nor student-athletes may conduct interviews via telephone until 30 minutes after the cooling-off period ends, or until after their postgame obligations to all media have been met, whichever comes later.

LOCKER ROOMS
 The locker rooms will be open to the media for a minimum of 30 minutes after the cooling-off period ends, provided media representatives are present the entire time. Student-athletes who do not play in the game may depart earlier. At the institution's discretion, the locker room can remain open for individual interviews with players who were held in the holding area prior to going on the dais and thus were unavailable while other players were interviewed in the locker room.

MEDIA INTERVIEWS, DAY BEFORE GAMES
 Each coach and a minimum of two first-team student-athletes will participate in each news conference. Each team's top seven student-athletes who are not in the media interview room and any others requested by the media shall be available to the media in the locker room during the time the coach and selected student-athletes are participating in the news conference. A representative of each institution's sports information staff shall be in the area and will coordinate these interview requests.

NEWS CONFERENCE, POST-GAME
 Cooling-Off Period: A "cooling-off period" has been set aside for a coach to be with the student-athletes in the locker room after each game. The period begins when the coach enters the locker room immediately after the game or after his interview with CBS or the radio network. The period will be 10 minutes for the winning team, 15 minutes for the losing team. A coach may shorten the cooling-off period, but may not extend it. The coach and student-athletes must report to the interview room after the cooling-off period ends. No interviews may take place during the cooling-off period, nor may representatives of the institution shoot video or conduct radio interviews on behalf of a media agency.

NEWS CONFERENCE FORMAT
 Two minutes (maximum) - Overview by head coach
 Eight minutes (maximum) - Questions to student-athletes (dismiss student-athletes at conclusion)
 Ten minutes - Questions to head coach

BLOGGING
 Each credential holder (including television, Internet, new media, and print publications) has the privilege to blog (e.g., real-time or time delayed journal entries) during competition if approved for a credential. Any blog representing an NCAA Championship must submit the appropriate link to NCAA.com Blog Central. To submit your link, please send an e-mail to blogs@ncaa.com with the subject of Blog Central Submission. In return, all media entities entering a blog must post the NCAA.com logo/link on the page hosting their blog as a reciprocal link. All blogs must be free of charge to readers and must adhere to the conditions and limitations of this NCAA Blogging Policy. A blog description includes in-competition updates on score and time remaining in competition as well as a description of the championship and competition taking place during the given time that the competition is in progress. The NCAA and its designated championship personnel shall be the final authority over whether a credential holder or credential entity is following the NCAA Blogging Policy. The following is the NCAA's policy for the number of blog posts allowed during a men's and women's basketball championship competition or session (i.e., where more than one contest takes place under the same admission ticket): Five times per half, once at halftime and two times per overtime period.

BYU NCAA RESULTS

Previous NCAA Appearances:..... 24
 Overall NCAA Record:..... 12-27

1950	Western Regional Semis (Kansas City) Baylor 56, BYU 55 Western Consolation (Kansas City) BYU 83, UCLA 62
1951	West First Round (Kansas City) BYU 68, San Jose State 61 West Regional Semifinals (Kansas City) Kansas State 64, BYU 54 West Regional Consolation (Kansas City) Washington 80, BYU 67
1957	West Regional Semifinals (Corvallis, Ore) California 86, BYU 59 West Regional Consolation (Corvallis, Ore) BYU 65, Idaho State 54
1965	West Regional Semifinals (Provo) UCLA 100, BYU 76 West Regional Consolation (Provo) Oklahoma City 112, BYU 102
1969	West First Round (Las Cruces, NM) New Mexico State 74, BYU 62
1971	West First Round (Logan, UT) BYU 91, Utah State 82 West Reg. Semifinals (Salt Lake) UCLA 91, BYU 73 West Reg. Consolation (Salt Lake) Pacific 84, BYU 81
1972	West First Round (Pocatello, Idaho) Long Beach State 95, BYU 90
1979	West Second Round (Tucson, Ariz.) (4) San Francisco 86 (5) BYU 63
1980	West First Round (Ogden, Utah) (6) Clemson 71 (3) BYU 66
1981	East Regional (Providence, R.I.) (6) BYU 60, (11) Princeton 51 (8) BYU 78, (3) UCLA 55 East Regional Semifinals (Atlanta) (6) BYU 51, (2) Notre Dame 50 West Regional Finals (Atlanta) (1) Virginia 74, (6) BYU 60
1984	Midwest Regional (Birmingham, Ala.) (8) BYU 84, (9) UAB 68 (1) Kentucky 93, (8) BYU 68
1987	SE First Round (Birmingham, Ala.) (7) New Orleans 83, (10) BYU 79
1988	Midwest Regional (Birmingham, Ala.) (4) BYU 98, (13) NC-Charlotte 92 (OT) (5) Louisville 97, (4) BYU 76
1990	East First Round (Hartford, Conn.) (5) Clemson 49, (12) BYU 47
1991	West First Round (Salt Lake) (10) BYU 61, (7) Virginia 48 West Second Round (Salt Lake) (2) Arizona 76, (10) BYU 61
1992	West First Round (Boise, Idaho) (7) LSU 94, (10) BYU 83
1993	Midwest First Round (Chicago) (7) BYU 80, (10) SMU 71 Midwest Second Round (Chicago) (2) Kansas 90, (7) BYU 76
1995	Midwest First Round (Memphis, Tenn.) (9) Tulane 76, (8) BYU 70
2001	West First Round (San Diego, Calif.) (5) Cincinnati 84, (12) BYU 59
2003	South First Round (Spokane, Wash.) (5) Connecticut 58, (12) BYU 53
2004	Phoenix Region First Round (Denver, Colo.) (5) Syracuse 80, (12) BYU 75
2007	South Region First Round (Lexington, Ky.) (9) Xavier 79, (8) BYU 77
2008	West Region First Round (Anaheim, Calif.) (9) Texas A&M 67, (8) BYU 62
2009	West Region First Round (Philadelphia, Pa.) (9) Texas A&M 79, (8) BYU 66
2010	West Region First Round (Oklahoma City, Okla.) (7) BYU 99, (10) Florida 92, 2OT

COUGARS IN THE NCAA

— This is BYU's 25th NCAA Tournament appearance. The Cougars advanced to the NCAA Tournament last season as a No. 8 seed, losing 79-66 in the first round to Texas A&M at the Wachovia Center in Philadelphia. BYU is in the tournament for the fourth-straight season. In 2008 BYU, the No. 8 seed, lost 67-62 to Texas A&M in Anaheim, Calif.

— The Cougars have an 12-27 record in the NCAA Tournament.

— This will be BYU's first NCAA Tournament appearance in Oklahoma City.

— BYU has gone to the NCAA Tournament seven out of the last 10 seasons (2001, 2003, 2004, 2007, 2008, 2009 and 2010). BYU has earned a postseason tournament invite in 10 of the last 11 years (NIT in 2000, 2002, 2006).

— Since seedings were started, BYU has been seeded as high as a No. 3 seed in 1980. BYU was a No. 4 seed in 1988. Other single-digit seeds included being a No. 5 seed in 1979, a No. 6 seed in 1981 (the year the Cougars advanced to the Elite Eight), a No. 7 seed in 1993 and 2010, and No. 8 seeds in 1984, 1995, 2007, 2008 and 2009. BYU has been a No. 12 seed in 2001, 2003 and 2004.

— BYU's 99-92 win over Florida in double overtime on Thursday was the program's first NCAA since 1993 when the No. 7 seed Cougars defeated SMU, 80-71, in Chicago. BYU lost to No. 2-seed Kansas, 90-76, in the second round that year.

— BYU is 8-17 in its opening round games in NCAA Tournament play.

— The last time BYU advanced out of the second round was in 1981 when the Cougars (as a No. 6 seed), defeated Princeton, 60-51 before upsetting No. 3-seed UCLA 78-55. BYU went on to defeat No. 2-seed Notre Dame on Danny Ainge's last-second, length-of-the-court dash, 51-50, to advance to the Regional Finals before losing to Ralph Sampson and No. 1-seed Virginia, 74-60.

— Current Cougar head coach Dave Rose is 1-3 all-time in NCAA Tournament play with this season's opening-round 99-92 double overtime win over Florida, last year's 79-66 loss to Texas A&M, a 67-62 loss to Texas A&M in 2008 and a 79-77 loss to Xavier in 2007. Legendary BYU coach Stan Watts has the most NCAA Tournament wins with a 4-10 record in seven appearances followed by Frank Arnold (3-3 in three appearances), Ladell Andersen (2-3 in three appearances), Roger Reid (2-5 in five appearances) and Steve Cleveland (0-3 in three appearances).

— BYU head coach Dave Rose played in the NCAA Championship game for Houston's "Phi Slamma Jamma" team that lost to North Carolina State at the final buzzer in 1983. BYU assistant coach Dave Rice was a member of UNLV's 1990 National Championship and 1991 Final Four teams that won a school record 45 consecutive games.

POINTS

- 37, Jimmer Fredette vs. Florida (3/18/10)-20T
- 37, Danny Ainge vs UCLA (3/14/81)
- 30, Kresimir Cosic vs Utah State (3/13/71)
- 29, Michael Smith vs NC Charlotte (3/17/88)
- 27, Kresimir Cosic vs Long Beach (3/11/72)
- 27, Alan Taylor vs Clemson (3/8/80)
- 26, Michael Loyd, Jr. (3/18/10)-20T
- 26, Gary Trost vs SMU (3/18/93)
- 25, Jeff Chatman vs New Orleans (3/12/87)
- 25, Mekeli Wesley vs Cincinnati (3/15/01)
- 24, Bob Quinney vs OCU (3/13/65)
- 24, Steve Kelly vs UCLA (3/18/71)
- 24, Nick Sanderson vs Kansas (3/20/93)
- 24, Rafael Araujo vs. Syracuse (3/18/04)
- 24, Keena Young vs Xavier (3/15/07)
- 23, John Fairchild vs UCLA (3/12/65)
- 21, Danny Ainge vs Princeton (3/12/81)
- 21, Michael Smith vs Louisville (3/19/88)
- 21, Travis Hansen vs. UConn (3/20/03)
- 20, Russell Larson vs Tulane (3/16/95)
- 20, Kenneth Roberts vs Tulane (3/16/95)
- 18, Kari Liimo vs NMSU (3/8/69)

FIELD GOALS

- 14, Danny Ainge vs UCLA (3/14/81)
- 13, Jimmer Fredette vs. Florida (3/18/10)-20T
- 11, Jeff Chatman vs New Orleans (3/12/87)
- 11, Michael Smith vs NC Charlotte (3/17/88)
- 10, Bob Quinney vs OCU (3/13/65)
- 10, Kresimir Cosic vs Utah State (3/13/71)
- 10, Kenneth Roberts vs Tulane (3/16/95)
- 10, Keena Young vs Xavier (3/15/07)
- 9, Steve Kelly vs UCLA (3/18/71)
- 9, Kresimir Cosic vs Long Beach (3/11/72)
- 9, Doug Richards vs Long Beach (3/11/72)
- 9, Russell Larson vs SMU (3/18/93)
- 9, Rafael Araujo vs. Syracuse (3/18/04)
- 8, John Fairchild vs UCLA (3/12/65)
- 8, Michael Smith vs Louisville (3/19/88)
- 8, Mekeli Wesley vs Cincinnati (3/15/01)
- 8, Travis Hansen vs. UConn (3/20/03)
- 7, Michael Loyd, Jr. vs. Florida (3/18/10)-20T
- 7, Kari Liimo vs NMSU (3/8/69)
- 7, Jim Miller vs Pacific (3/20/71)
- 7, Scott Runia vs San Francisco (3/10/79)
- 7, Danny Ainge vs Princeton (3/12/81)
- 7, Kevin Nixon vs Louisiana State (3/19/92)
- 7, Nick Sanderson vs Kansas (3/20/93)

FIELD GOALS ATTEMPTED

- 26, Jimmer Fredette vs. Florida (3/18/10)-20T
- 25, Michael Smith vs New Orleans (3/12/87)
- 23, Dick Nemelka vs OCU (3/13/65)
- 23, Keena Young vs Xavier (3/15/07)
- 22, Danny Ainge vs UCLA (3/14/81)
- 21, Steve Kelly vs Pacific (3/20/71)
- 21, Travis Hansen vs. UConn (3/20/03)
- 20, Kresimir Cosic vs Long Beach (3/11/72)
- 20, Michael Smith vs Louisville (3/19/88)
- 19, Kresimir Cosic vs Utah State (3/13/71)
- 19, Bernie Fryer vs UCLA (3/18/71)
- 18, Kevin Nixon vs Louisiana State (3/19/92)
- 18, Nick Sanderson vs Kansas (3/20/93)
- 17, John Fairchild vs UCLA (3/12/65)
- 17, Alan Taylor vs San Francisco (3/10/79)
- 17, Michael Smith vs NC Charlotte (3/17/88)
- 16, Doug Howard vs NMSU (3/8/69)
- 16, Danny Ainge vs Princeton (3/12/81)
- 16, Kenneth Roberts vs Tulane (3/16/95)

3-POINT FIELD GOALS

- 6, Nick Sanderson vs Kansas (3/20/93)
- 5, Nick Sanderson vs Louisiana State (3/19/92)
- 5, Mike Rose vs Xavier (3/15/07)
- 4, Michael Smith vs Louisville (3/19/88)
- 4, Luiz Lemes vs. Syracuse (3/18/04)
- 3, Jimmer Fredette vs. Florida (3/18/10)-20T
- 3, Michael Loyd, Jr. vs. Florida (3/18/10)-20T
- 3, Mike Hall vs. Syracuse (3/18/04)
- 3, Mark Bigelow vs. Syracuse (3/18/04)
- 3, Robbie Reid vs Tulane (3/16/95)
- 3, Trent Whiting vs Cincinnati (3/15/01)
- 3, Jonathan Tavernari vs. Texas A&M (3/20/08)
- 3, Jonathan Tavernari vs. Texas A&M (3/19/09)

3-POINT FIELD GOALS ATTEMPTED

- 15, Nick Sanderson vs Kansas (3/20/93)
- 13, Nick Sanderson vs Louisiana State (3/19/92)
- 10, Mark Bigelow vs. Syracuse (3/18/04)
- 9, Michael Smith vs Louisville (3/19/88)
- 9, Jonathan Tavernari vs. Texas A&M (3/20/08)
- 8, Jimmer Fredette vs. Florida (3/18/10)-20T
- 8, Trent Whiting vs Cincinnati (3/15/01)
- 8, Jimmer Fredette vs. Texas A&M (3/20/08)
- 7, Mark Bigelow vs. UConn (3/20/03)
- 7, Luiz Lemes vs. Syracuse (3/18/04)
- 7, Austin Ainge vs Xavier (3/15/07)
- 7, Jonathan Tavernari vs. Texas A&M (3/19/09)
- 6, Andy Toolson vs Clemson (3/15/90)
- 6, Robbie Reid vs Tulane (3/16/95)
- 6, Mike Rose vs Xavier (3/15/07)

FREE THROWS

- 13, Bernie Fryer vs Utah State (3/13/71)
- 9, Michael Loyd, Jr. vs. Florida (3/18/10)-20T
- 9, Kresimir Cosic vs Long Beach (3/11/72)
- 9, Danny Ainge vs UCLA (3/14/81)
- 9, Jim Usevitch vs Louisville (3/19/88)
- 8, Jimmer Fredette vs. Florida (3/18/10)-20T
- 8, John Fairchild vs OCU (3/13/65)
- 8, Marty Haws vs NC Charlotte (3/17/88)
- 8, Mekeli Wesley vs Cincinnati (3/15/01)
- 7, John Fairchild vs UCLA (3/12/65)
- 7, Fred Roberts vs Princeton (3/12/81)
- 7, Danny Ainge vs Princeton (3/12/81)
- 7, Gary Trost vs SMU (3/18/93)
- 6, Steve Kelly vs UCLA (3/18/71)
- 6, Randy Reid vs Kansas (3/20/93)
- 6, Rafael Araujo vs. Syracuse (3/18/04)

FREE THROWS ATTEMPTED

- 15, Bernie Fryer vs Utah State (3/13/71)
- 12, John Fairchild vs OCU (3/13/65)
- 10, Michael Loyd, Jr. vs. Florida (3/18/10)-20T
- 10, Jimmer Fredette vs. Florida (3/18/10)-20T
- 10, Fred Roberts vs Princeton (3/12/81)
- 10, Danny Ainge vs UCLA (3/14/81)
- 10, Jim Usevitch vs Louisville (3/19/88)
- 10, Gary Trost vs SMU (3/18/93)
- 10, Jimmer Fredette vs. Texas A&M (3/19/09)
- 9, Kresimir Cosic vs Long Beach (3/11/72)
- 9, Marty Haws vs NC Charlotte (3/17/88)
- 9, Mekeli Wesley vs Cincinnati (3/15/01)
- 8, John Fairchild vs UCLA (3/12/65)

REBOUNDS

- 23, Kresimir Cosic vs UCLA (3/18/71)
- 21, John Fairchild vs OCU (3/13/65)
- 15, Michael Smith vs New Orleans (3/12/87)
- 13, John Fairchild vs UCLA (3/12/65)
- 13, Paul Ruffner vs NMSU (3/8/69)
- 13, Kresimir Cosic vs Pacific (3/20/71)
- 13, Kresimir Cosic vs Long Beach (3/11/72)
- 13, Brian Ambrozich vs Long Beach (3/11/72)
- 13, Steve Trumbo vs UCLA (3/14/81)
- 13, Michael Smith vs NC Charlotte (3/17/88)
- 12, Steve Kramer vs Temple (3/14/66)
- 12, Rafael Araujo vs. Syracuse (3/18/04)
- 11, Kresimir Cosic vs Utah State (3/13/71)
- 11, Michael Smith vs Louisville (3/19/88)
- 11, Gary Trost vs Virginia (3/14/91)
- 11, Gary Trost vs Virginia (3/16/91)
- 10, Steve Trumbo vs Washington (3/10/82)
- 10, Greg Kite vs Washington (3/10/82)
- 10, Jared Miller vs SMU (3/18/93)
- 10, Jared Miller vs Kansas (3/20/93)
- 10, Keena Young vs Xavier (3/15/07)

ASSISTS

- 9, Luiz Lemes vs. Syracuse (3/18/04)
- 8, Randy Reid vs SMU (3/18/93)
- 8, Gary Trost vs Kansas (3/20/93)
- 7, Steve Craig vs UCLA (3/14/81)
- 7, Nathan Call vs Arizona (3/16/91)
- 7, Nathan Call vs Louisiana State (3/19/92)
- 6, Bernie Fryer vs UCLA (3/18/71)
- 6, Steve Kelly vs Pacific (3/20/71)
- 6, Brian Taylor vs NC Charlotte (3/17/88)
- 6, Robbie Reid vs Tulane (3/16/95)
- 6, Lee Cummard vs. Texas A&M (3/19/09)

BLOCKED SHOTS

- 10, Shawn Bradley vs Virginia (3/14/91)
- 4, Greg Kite vs UCLA (3/14/81)
- 2, Jeff Chatman vs Louisville (3/19/88)
- 2, Kenneth Roberts vs Arizona (3/16/91)
- 2, Steve Schreiner vs Arizona (3/16/91)
- 2, Shawn Bradley vs Arizona (3/16/91)
- 2, Jared Miller vs Arizona (3/16/91)
- 2, Travis Hansen vs. UConn (3/20/03)

STEALS

- 5, Robbie Reid vs Tulane (3/16/95)
- 4, Michael Loyd, Jr. vs. Florida (3/18/10)-20T
- 4, Nathan Call vs Louisiana State (3/19/92)
- 4, Jimmer Fredette vs. Texas A&M (3/19/09)
- 3, Jonathan Tavernari vs. Florida (3/18/10)-20T
- 3, Alan Taylor vs San Francisco (3/10/79)
- 3, Danny Ainge vs UCLA (3/14/81)
- 3, Danny Ainge vs Notre Dame (3/19/81)
- 3, Andy Toolson vs Clemson (3/15/90)
- 3, Travis Hansen vs. UConn (3/20/03)

MINUTES

- 46, Jimmer Fredette vs. Florida (3/18/10)-20T
- 42, Michael Smith vs NC Charlotte (3/17/88)-OT
- 40, Jackson Emery vs. Florida (3/18/10)-20T
- 40, Fred Roberts vs Princeton (3/12/81)
- 40, Danny Ainge vs Princeton (3/12/81)
- 40, Steve Trumbo vs Notre Dame (3/19/81)
- 40, Danny Ainge vs Notre Dame (3/19/81)
- 40, Andy Toolson vs Clemson (3/15/90)
- 40, Gary Trost vs SMU (3/18/93)
- 40, Luiz Lemes vs. Syracuse (3/18/04)

CAREER POINTS

- Danny Ainge - 107
- Kresimir Cosic - 89
- Michael Smith - 80
- Bernie Fryer - 75
- Fred Roberts - 75
- Devin Durrant - 67
- Jim Usevitch - 63
- Jeff Chatman - 61
- Steve Kelly - 58
- Russell Larson - 57
- Nick Sanderson - 52
- Gary Trost - 46
- Alan Taylor - 43
- Nate Call - 40
- Mark Bigelow - 39
- John Fairchild - 39
- Steve Craig - 38
- Marty Haws - 37
- Lee Cummard - 36
- Phil Tollestrup - 32
- Rafael Araujo - 30
- Mike Gardner - 30
- Jared Miller - 30
- Jim Miller - 30
- Steve Kramer - 28
- Bob Quinney - 28
- Andy Toolson - 27
- Mark Heslop - 26
- Steve Schreiner - 26
- Steve Trumbo - 26
- Kevin Nixon - 24
- Doug Richards - 24
- Kenneth Roberts - 24
- Scott Runia - 24
- Brian Taylor - 24
- Keena Young - 24
- Trent Plaisted - 22
- Greg Kite - 20
- Sam Burgess - 6

RETURNING PLAYERS

- Jimmer Fredette - 65
- Jonathan Tavernari - 30
- Michael Loyd, Jr. - 18
- Noah Hartsock - 18
- Jackson Emery - 16
- Tyler Haws - 10
- Chris Miles - 8
- Charles Abouo - 2

BYU vs. Florida, NCAA First Round • March 18, 2010

03/18/10 11:20 a.m. at Oklahoma City, Okla. (Ford Center)
VISITORS: Florida (21-13)

##	Player	tot-fg		3-pt		rebounds			pf	tp	a	to	blk	s	min			
		fg	fga	fg	fga	ft	fta	of								de	tot	
23	Tyus Alex	f	3	11	0	1	0	0	3	6	9	2	6	1	0	2	29	
25	Parsons, Chandler	f	8	20	2	8	2	5	6	4	10	3	20	6	5	1	2	46
32	Macklin, Vernon	c	7	9	0	2	3	3	4	4	7	3	16	0	3	0	1	33
01	Boynton, Kenny	g	8	16	5	10	6	7	1	1	2	5	27	3	4	0	1	40
11	Walker, Erving	g	4	16	3	13	1	1	0	2	2	4	12	4	7	0	0	44
09	Shuman, Rey	g	0	0	0	0	0	0	2	2	0	0	0	0	0	1	11	
21	Werner, Dan	1	2	0	0	2	2	3	2	5	2	4	1	1	0	2	36	
33	Murphy, Erik	3	4	0	0	1	1	1	0	1	3	7	0	1	1	0	11	
TEAM		3 4 7																
Totals.....		34 78 10 32 14 19 20 25 45 24 92 15 21 4 7 250																

TOTAL FG%	1st Half: 12-26 46.2%	2nd Half: 15-27 55.6%	Game: 43.6%	DEADBALL
3-Pt. FG%	1st Half: 3-10 30.0%	2nd Half: 6-12 50.0%	Game: 31.3%	REBOUNDS
F Throw %	1st Half: 6-9 66.7%	2nd Half: 6-8 75.0%	Game: 73.7%	6

HOME TEAM: BYU Cougars (30-5)

##	Player	tot-fg		3-pt		rebounds			pf	tp	a	to	blk	s	min			
		fg	fga	fg	fga	ft	fta	of								de	tot	
34	HARTSOCK, Noah	f	3	7	0	0	2	2	1	2	3	1	8	1	1	0	0	38
54	MILES, Chris	c	1	1	0	0	0	0	1	3	4	2	2	2	1	0	0	22
04	EMERY, Jackson	g	2	7	2	5	2	4	2	5	7	4	8	1	1	0	1	40
23	HAWS, Tyler	g	3	5	0	0	4	4	1	0	1	2	10	2	0	0	1	21
32	FREDETTE, Jimmer	g	13	26	3	8	8	10	1	1	2	1	37	3	5	1	2	46
00	DAVES, Brandon	0	1	0	0	0	2	1	5	6	4	0	0	2	1	1	19	
01	ABOUJ, Charles	1	2	0	0	0	0	0	1	1	0	2	1	0	0	0	10	
10	LOYD, JR, Michael	7	10	3	5	9	10	0	2	2	1	26	0	2	0	4	35	
45	TAVERNIARI, Jonathan	2	6	2	5	0	0	0	3	3	2	6	1	0	0	3	19	
TEAM		3 1 4																
Totals.....		32 65 10 23 25 32 10 23 33 17 99 11 12 2 12 250																

TOTAL FG%	1st Half: 15-29 51.7%	2nd Half: 13-26 50.0%	Game: 49.2%	DEADBALL
3-Pt. FG%	1st Half: 3-5 60.0%	2nd Half: 4-13 30.8%	Game: 43.5%	REBOUNDS
F Throw %	1st Half: 2-4 50.0%	2nd Half: 10-10 100%	Game: 78.1%	5

Officials: Joe Lindsay, Chris Rastatter, Kevin Brill

Technical fouls: Florida-None, Brigham Young-None.

Attendance: 13382

Score by Period	1st	2nd	OT	OT2	Total
Florida	33	42	6	11	92
Brigham Young	35	40	6	18	99

Points in the paint:UF 44, BY 28. Points off turnovers:UF 7, BY 25.
2nd chance points:UF 16, BY 11. Fast break points:UF 4, BY 2.
Bench points:UF 11, BY 34. Score tied 8 times. Lead changed 8 times.
Last FG:UF 02:00, 13, BY 02:01, 22.
Largest lead:UF by 7 1st:07:02, BY by 13 2nd:09:16.

LAST GAME — COUGARS DEFEAT FLORIDA, ADVANCE TO NCAA SECOND ROUND

OKLAHOMA CITY, Okla. (March 18, 2010) – The BYU backcourt of Jimmer Fredette and Michael Loyd, Jr. combined for 63 points as the No. 7 Cougars defeated No. 10 Florida in double overtime, 99-92, in the first round of the NCAA tournament on Thursday. BYU will face No. 2 Kansas State on Saturday in Oklahoma City. Game time will be posted on BYUCougars.com as soon as it is made available. The 63 combined points is the most by two Cougars in an NCAA tournament game in BYU history and only the second time two Cougars have scored at least 20 points in the same NCAA tourney contest. Fredette and Loyd scored 16 of BYU's 18 points in the second overtime to finally pull the Cougars ahead for good. Loyd shot the Cougars ahead with a quick trey to begin the overtime, followed by a free throw after Fredette sunk two of his own from the line. Fredette stroked a three-pointer from the top of the key to put BYU (30-5) ahead 90-83 with 2:42 left, then hit another from long distance to ultimately stretch the lead out of reach of the Gators (21-13). The junior point guard tied a BYU NCAA tournament record with 37 points on 13-of-26 shooting from the field, including 3-of-8 from three and 8-of-10 from the free throw line for his eighth game of the season with 30 or more points. Loyd came through for BYU time and time again, including all six of BYU's points in the first overtime, scoring a career high 26 points with 7-of-10 shooting, three treys and a career-best 9-of-10 from the charity stripe. Loyd also had four steals, tying his career high. Jackson Emery, who added eight points and a team-high seven rebounds, knocked down a long three from the top of the key to bring BYU within one, 74-73, with 1:26 to go in regulation. Tyler Haws added 10 points and extended his streak of consecutive free throws without a miss to 42, a new BYU record. After Florida's Vernon Macklin made 1-of-2 free throws, Fredette drove to the left and scooped in the game-tying layup, sending the contest into overtime after Chandler Parsons missed a turnaround at the buzzer. Behind by four, BYU failed to score in the first overtime until Loyd took over. The sophomore guard used a speedy spin move to singlehandedly bring BYU back, scoring on a driving layup to tie the Gators at 81-81 for the final points of the initial extra session. Loyd also keyed a run in the first half, giving BYU the lead after the Cougars were down by seven midway through the first period. Loyd outscored Florida 10-0 by himself in a span of less than two minutes, giving BYU a 31-28 lead. In all, BYU held Florida to one field goal over the last seven minutes of the first half, going into the break with a 35-33 lead.

WHAT WAS SAID AFTER THE GAME ...

BYU Head Coach Dave Rose

– "I've got a lot of confidence in our guys. They've reached and stood up to a lot of challenges this year, and tonight was one of them. You could see a real resolve on the face of our players, and that's how we won 30 games."
– "I'm really proud of our players. I thought it was a really hard-fought game. You get a double overtime win, and it makes you feel that much better."

BYU NOTES FROM LAST GAME

Player Notes

- Jimmer Fredette scored a game-high 37 points, shooting 13-of-26 from the field with 3 assists, 2 steals and 1 block.
- Michael Loyd, Jr. scored a career-high 26 points, shooting 7-of-10 from the field and 9-of-10 from the free throw line, adding 4 steals and 2 rebounds.
- Fredette ended his free throw streak at 37, two short of the mark he set earlier this season. Fredette hit 21 against TCU, all 12 of his attempts versus UNLV, and 4-of-4 against Florida before missing.

Team Notes

- BYU won its first NCAA Tournament game since 1993, snapping a seven-game losing streak.
- The game was the first to go to double overtime and the second to reach overtime in BYU's NCAA history. BYU's first NCAA Tournament overtime game was versus NC-Charlotte in 1988.
- In the first half, BYU had 9 points off Florida turnovers compared to zero for the Gators.
- This is the Cougars' 25th NCAA Tournament appearance. BYU has a 12-27 record in the tournament.
- BYU is 3-0 all-time against Florida, having also defeated the Cougars in 1959 and 1991.
- With the win, BYU broke Florida's 12-game NCAA tournament win streak.

Record Watch

- Fredette's 37 points tied Danny Ainge for the most points in an NCAA Tournament game by a BYU player. Ainge scored 37 against UCLA in 1981.
- The combined 63 points of Fredette and Loyd is the most by any two players in the same NCAA Tournament game in BYU history and the second time two players have scored 20 or more points. Russell Larson and Kenneth Roberts scored 20 apiece against Tulane in 1995.
- Fredette's 26 field goals attempted are the most in a game in BYU NCAA Tournament history while his 13 made field goals are the second-most.
- Loyd's 4 steals ties his career high and is the second-most in BYU NCAA Tournament history, tying Nathan Call in 1992 and Jimmer Fredette in 2009.
- Fredette's 46 minutes played is the most by a player in BYU NCAA Tournament history, passing Michael Smith's 42 minutes versus NC-Charlotte in 1988. Jackson Emery's 40 minutes ties for third all-time.
- Tyler Haws has converted 42 free throws in a row, passing Jimmer Fredette's record of 39 set earlier this season as the longest in BYU history. The freshman forward has been perfect from the line after hitting his last five against Colorado State, going 10-of-10 at Wyoming, 8-of-8 against SDSU, 5-of-5 against New Mexico, 4-of-4 at Utah, 6-of-6 versus TCU and 4-of-4 against Florida.
- BYU won its 30th game of the season, the first time a Cougar team has reached 30 wins.
- Fredette's combined 131 points in his top three single-game scoring totals is the most of any BYU player. Fredette has scored 49 vs. Arizona, 45 vs. TCU and 37 vs. Florida, all this season. Fredette breaks Dick Nemeika's total of 118 points, with individual totals of 40, 39 and 39 in 1964 and 1965.
- Fredette has scored the fourth-most career points through his first three seasons of any player in BYU history with 1,510 points. Danny Ainge (1,685), Michael Smith (1,554) and Kresimir Cosic (1,512) are the only players with more points through their first three seasons.

Game Trends

- Michael Loyd, Jr. went on an 10-0 run by himself, shooting 4-of-4, including two treys, giving BYU a 31-28 lead after the Cougars trailed by seven.
- Fredette made 10 of BYU's 12 points early in the second half. He and Haws scored BYU's first 14 points of the second half over the period's first 8:14.
- Loyd scored all six of BYU's points in the first overtime.

BYU SERIES RECORD VS KANSAS STATE

Overall Series Record: Tied 3-3
 BYU Record in Provo: 2-0
 BYU Record in Manhattan: 0-2
 BYU Record at Neutral Sites: 1-1
 BYU Record under Dave Rose: 0-0
 BYU Record in Overtime Games: N/A
 Longest BYU Win Streak: 1 (three times in 1958, 1971 and 2002)
 Longest Kansas State Win Streak: 1 (three times in 1951, 1959 and 1973)
 Largest BYU Margin of Victory: 9 in 1958 and 2002
 Largest Kansas State Margin of Victory: 31, 55-86 in 1959
 Most points scored by BYU: 85 in 1973
 Most Points Scored by Kansas State: 95 in 1973

3-23-51	vs. No. 4 Kansas St.#	54-64	L
12-15-58	No. 3 Kansas St.	77-68	W
12-18-59	at Kansas St.	55-86	L
12-3-71	Kansas St.*	78-72	W
12-15-73	at No. 15 Kansas St.	85-95	L
11-23-02	vs. Kansas State^	73-64	W

*BYU Basketball Classic

^Paradise Jam

#NCAA

LOOKING AT KANSAS STATE

No. 2 seed Kansas State is 27-7 overall and 11-5 in the Big 12. The Wildcats advanced to the second round of the NCAA Tournament with an 82-62 win over No. 15 seed North Texas. Guards Jacob Pullen and Denis Clemente lead the team in scoring at 18.8 and 16.2 points per game, respectively. Curtis Kelly adds 11.2 points and 6.2 rebounds while Dominique Sutton contributes 7.6 points. Jamar Samuels comes off the bench to add 11.6 points per game. As a team the Wildcats average 79.6 points per game and shoot .452 from the field, .357 from the field and .664 from the free throw line. Opponents average 69.2 points and shoot .418 from the field and .333 from three against Kansas State.

KANSAS STATE'S PROBABLE STARTERS

Pos.	#	Name	Ht.	Wt.	Yr.	PPG	RPG
G	0	Jacob Pullen	6-0	200	Jr.	18.8	2.6
G	21	Denis Clemente	6-1	180	Sr.	16.2	2.3
F	23	Dominique Sutton	6-5	218	Jr.	7.6	5.8
F	24	Curtis Kelly	6-8	239	Jr.	11.2	6.2
C	15	Luis Colon	6-10	265	Sr.	3.0	4.0

KANSAS STATE'S LAST OUTING — WILDCATS DEFEAT NORTH TEXAS TO ADVANCE

OKLAHOMA CITY, Okla. - Four Wildcats scored in double figures as second-seeded Kansas State advanced in the NCAA Tournament with an 82-62 win over North Texas Thursday in NCAA First Round action at the Ford Center.

With the win, the Wildcats (27-7) move on to play seventh-seeded BYU, a 99-92 winner over Florida in double-overtime, on Saturday in NCAA Second Round action. Game time will be determined later Thursday evening. The win for K-State was its 10th all-time in NCAA First Round action and first since up-ending USC in 2008.

Denis Clemente led the way for Kansas State with 17 points, while Curtis Kelly and Jacob Pullen each notched 15. Dominique Sutton also pitched in 12 for the Wildcats, who shot 51 percent from the floor in the win. K-State's defense held North Texas to 30 percent shooting for the game and forced 16 Mean Green turnovers.

Holding a 16-point advantage at the half, K-State extended its lead to 21 in the first four minutes of the second half on a Clemente fast break layup. A McGruder three with 12:50 left matched the largest lead of the contest up to that point at 59-38 before a Wally Judge bucket pushed the margin to 62-38. The Wildcats held their largest lead of the game at 26 midway through the second half.

North Texas would get to within 14 at 69-55 before a Kelly turnaround made it 71-55 and jump-started a 6-0 K-State scoring run to close out the win.

Tristan Thompson led North Texas (24-9) with 28 points.

The Cats scored the game's first five points but the Mean Green answered and took their first lead at 8-7 with 15:26 left. With 11:21 remaining in the first half, the Wildcats held on to a 14-8 lead after two Kelly put-backs.

Following a turnover and a foul, two Sutton free throws gave K-State its first double-digit lead of the game at 24-14. Pullen's driving layup then pushed the lead to 26-14 with 6:40 left in the half, forcing North Texas into a timeout. K-State took a 30-16 lead on a Clemente to Sutton fast break layup before Pullen's three with 3:50 left upped the margin to 35-18.

Clemente hit consecutive three's to make it 41-25 at the half as the backcourt duo of Pullen and Clemente each had 11 first-half points. K-State held North Texas to just five field goals in the first half (20 percent) but the Mean Green were 13-of-18 from the free throw line.

SERIES NOTES

BYU and Kansas meet for the seventh time in the history of the series. Each team has won three times in the series with the Cougars winning the most recent meeting 73-64 in 2002. The two teams met in the NCAA Tournament in 1951 with the Wildcats winning 64-54.

COMPARING THE STATS — BYU VS. KANSAS STATE

Season Averages Overall	BYU	KSU
Points Scored/Game	83.4	79.6
Points Allowed/Game	65.9	69.2
Rebounds/Game	37.2	39.1
Assists/Game	15.9	14.7
Steals/Game	8.6	7.4
Blocks/Game	3.5	4.9
Turnovers	11.5	14.4
FG Percentage	.486	.452
FG Percentage Defense	.408	.418
3FG Percentage	.420	.357
3FG/Game	8.2	6.7
3FG Percentage Defense	.330	.333
FT Percentage	.786	.664

FREDETTE EARNS ALL-AMERICA HONORS

PROVO, Utah (March 9, 2010) – Sporting News has named BYU guard Jimmer Fredette to its 2009-10 College Basketball All-America Third Team. Fredette, a 6-foot-2 junior, has emerged as one of the top offensive threats in the nation, averaging 20.6 points and 4.7 assists while shooting .465 from the field, .472 from three and .881 from the free throw line. The Glens Falls, N.Y., native has scored 33-plus points five times and 20-plus points 18 times. He burst onto the national scene when he posted BYU records of 49 points and nine threes at Arizona while adding nine assists and seven boards in leading the Cougars to a 99-69 win against the Wildcats. Fredette also scored 36 points at home against rival Utah, a BYU record for points against the Utes. In addition to third-team All-America honors from Sporting News, Fredette has been named first-team All-MWC and the MWC Player of the Week five times. He is a national player of the year candidate, having been named a Naismith Trophy Midseason Candidate, a Wooden Trophy Candidate and an Oscar Robertson Trophy finalist. Joining Fredette on the third team are Jordan Crawford of Xavier, Jacob Pullen of Kansas State, Darrington Hobson of New Mexico and Luke Harangody.

FREDETTE AND EMERY EARN ALL-DISTRICT HONORS

PROVO, Utah (March 9, 2010) – BYU's backcourt of Jimmer Fredette and Jackson Emery were named All-District by the United States Basketball Writers Association with Fredette receiving top honors as player of the year. BYU is a member of District VIII, which includes all NCAA Division I institutions from Wyoming, Utah, Idaho, New Mexico, Colorado, Nevada and Montana. Nine districts are represented from coast to coast and a player and coach of the year are selected in each. Fredette — a repeat all-district honoree — has emerged as one of the top offensive threats in the nation, averaging 20.6 points and 4.7 assists while shooting .465 from the field, .472 from three-point range and .881 from the free throw line. The Glens Falls, N.Y., native has scored 33-plus points five times and 20-plus points 18 times. He burst onto the national scene when he posted BYU records of 49 points and nine threes at Arizona while adding nine assists and seven boards in leading the Cougars to a 99-69 win against the Wildcats. Fredette also scored 36 points at home against rival Utah, a BYU record for points against the Utes. In addition to all-district honors, Fredette has been named third-team All-American by Sporting News, first-team All-MWC and the MWC Player of the Week five times. He is a national player of the year candidate, having been named a Naismith Trophy Midseason Candidate, a Wooden Trophy Candidate and an Oscar Robertson Trophy finalist.

FREDETTE AND EMERY HONORED BY NABC

KANSAS CITY, Mo. (March 16, 2010) – Another week and more recognition for BYU's starting guards as the National Association of Basketball Coaches named juniors Jimmer Fredette and Jackson Emery to its All-District 17 teams. Fredette was named to the first team while Emery earned a second-team nod. Last week the pair was named to the United States Basketball Writers Association All-District squad and earned All-MWC honors — Fredette to the first team and Emery the second team. Joining Fredette on the first team are Dairese Gary and Darrington Hobson of New Mexico, Kawhi Leonard of San Diego State and Tre'Von Willis of UNLV. In addition to Emery, the second team includes Roman Martinez (New Mexico), Andy Ogide (Colorado State), Chace Stanback (UNLV) and Malcolm Thomas (San Diego State). Fredette is 12th in the nation and first in the MWC in scoring at 21.7 points per game while shooting .458 from the field, .448 from three and .896 from the free throw line. He set BYU single game records with 49 points and nine threes versus Arizona and a Cougar season record when he hit 39-consecutive free throws. The Glens Falls, N.Y., native owns a current streak of 33 trips to the line without a miss. In addition to the all-district and conference recognition, Fredette is a Sporting News third-team All-American and a candidate for the Wooden Award and Naismith Trophy. Both awards recognize the national player of the year. Emery — also named to the MWC All-Defensive Team — is one of the top perimeter defenders in the nation and a threat from the outside. He is currently fifth in the nation in steals per game at 2.7 and has shattered the BYU record for steals in a season with 89. He is three from breaking the MWC season record. A native of Alpine, Utah, Emery is averaging 12.6 points and 2.8 assists — both second on the team — while adding 4.5 rebounds. He is shooting .430 from three and has made a team-best 80 treys.

FOUR COUGARS EARN ALL-MWC ACCOLADES

The Mountain West Conference announced its 2009-10 men's basketball awards today. The league's nine men's head coaches, along with a selected media panel, picked the all-conference teams, as well as the coach, player, newcomer, freshman, sixth man and defensive awards. New Mexico head coach Steve Alford captured MWC Coach of the Year honors, while New Mexico's Darrington Hobson was named both the Player of the Year and Newcomer of the Year. Additionally, Utah's David Foster garnered Defensive Player of the Year accolades, San Diego State's Kawhi Leonard was chosen as the Freshman of the Year and BYU's Jonathan Tavernari received the Sixth Man of the Year award. BYU's Jimmer Fredette earned first-team honors, Jackson Emery made the second team and the all-defensive team and Jonathan Tavernari and Tyler Haws made the third team.

JIMMER FREDETTE — ALL-MWC FIRST TEAM

- A repeat first-team honoree
- Led BYU to an 13-3 record in MWC action
- Is ranked in the top 10 in seven MWC statistical categories including: 2nd in scoring (19.7), 1st in three-point field goal percentage (.494), 2nd in threes per game (2.4), 5th in assist/turnover ratio (1.8), 16th in assists (3.9), 5th in free throw percentage (.840), 10th in field goal percentage (.432)
- Leads the Cougars in scoring (19.7), assists (3.9), free throws made (84) and attempted (100), three-pointers made (39) and attempted (79), three-point percentage (.494) and minutes played (29.2)
- As point guard has helped BYU lead the MWC in scoring, scoring margin, turnover margin, free throw percentage and three-point field goal percentage and second in assist/turnover ratio and owns the top-four scoring games (107 at TCU, 92 at CSU, 91 vs. CSU and 91 vs. Air Force)
- Two-time MWC Player of the Week on Feb. 1 (31.5 ppg, 4.5 apg at New Mexico and vs. Utah) and Feb. 22 (29.0 ppg and 5.0 apg at Colorado State and at Wyoming)
- Owns the two highest-scoring games by a single player in the conference, scoring 36 points against Utah and Colorado State, respectively
- Has hit at least one three in 14 conference games, including four or more threes in six games
- Has scored 20-plus points nine times and 30-plus points three times and has posted four or more assists in nine games
- Against rival Utah, scored 36 points, shooting 11-of-23 from the field, 4-of-5 from three and 10-of-12 from the free throw line while adding 4 rebounds, 2 assists and 1 steal
- Scored 36 points at Colorado State, converting 6-of-10 threes and shooting 12-of-22 with six assists, five rebounds and one steal
- Has eight games with perfect free throw percentage and two games with double-digit free throws made (10-of-12 against Utah, 11-of-13 at UNLV)

JACKSON EMERY — ALL-MWC SECOND TEAM • ALL-DEFENSIVE TEAM

- A Repeat All-Defensive Team honoree
- Started all 16 conference games and helped BYU to an 13-3 conference record
- Is in the top 15 in five statistical categories, including: 1st in steals (2.9), 7th in field goal percentage (.450), 6th in three-point field goals made (2.1), 11th in scoring (12.3), 115th in rebounding (4.6)
- Had the most steals by a player in a conference game with six against Utah while adding five vs. San Diego State, five vs. New Mexico and five at TCU
- Has posted two or more steals in 11 conference games and at least one steal in every conference game
- Averaging 12.3 points (3rd on the team), 4.6 rebounds (3rd on the team), 2.6 assists (2nd on the team) and 2.9 steals (1st on the team) while shooting .450 from the field in MWC games
- Regularly assigned to guard the top perimeter player for the opposing team
- Has scored in double figures in 11 games, including the last nine
- Has helped establish BYU as one of the top defensive teams in the conference as the Cougars lead in scoring margin (+15.4), turnover margin (+4.8) and defensive rebounds (27.8) and are second in field goal percentage defense (.411) and defensive rebound percentage (.741), third in three-point field goal percentage defense (.327) and fifth in scoring defense (65.8)
- Has hit at least one three in all but one conference game, including four threes vs. TCU and Air Force and five at Air Force and at TCU (5-of-6 for best single-game percentage in the MWC)
- A primary reason BYU forces 15.1 turnovers per game

JONATHAN TAVERNARI — ALL-MWC THIRD TEAM • SIXTH MAN OF THE YEAR

- Has helped lead BYU to an 13-3 record in MWC action
- Is in the top 17 in sixth statistical categories, including: 3rd in steals (1.7), 2nd in three-point field goal percentage (.452), 8th in defensive rebounds (4.3), 7th in threes per game (2.1), 14th in rebounding (4.8), 17th in scoring (11.1)
- Tied for the second highest percentage from the 3-point line in a game, shooting 5-of-7 (.714) against Air Force
- Named MWC Player of the Week (Jan. 11) for his performance vs. UNLV when he had 17 points, nine rebounds, three assists, two blocks and one steal and helped BYU start the conference season with a 77-73 win
- Had 14 points and four steals in 19 minutes vs. Colorado State
- Posted 17 points and hit 3-of-5 threes at New Mexico
- Had 19 points, five rebounds, three steals and hit 5-of-7 threes vs. Air Force
- Had 13 points and four steals at Colorado State
- Had 17 points, eight rebounds and two steals at Wyoming
- Posted a season-best 23 points, four rebounds and three steals while hitting 5-of-8 from three at TCU
- Has recorded at least one steal in 14 games and at least two steals in seven games
- Averages 11.1 points, 4.8 rebounds, 1.7 assists and 1.7 steals and shoots .459 from the field, .452 from three and .815 from the free throw line in MWC play

TYLER HAWS — ALL-MWC THIRD TEAM

- A three-time All-MWC Third Team honoree and 2007 MWC Freshman of the Year
- Has started all 16 games for BYU, helping the Cougars to an 13-3 record
- Leads the MWC in free throw percentage (.927) and is 15th in scoring (11.2)
- Tied for the best performance among MWC players from the free throw line, shooting 10-of-10 (1.000) at Wyoming
- Third on the team in scoring (11.2), is fourth on the team in rebounding (4.0), third in assists (1.8) and third with 13 steals
- Has scored in double figures in 10 MWC games
- Has made 32-consecutive free throws
- Scored a career-best 24 points to go with six rebounds and a block at home against Wyoming
- Scored 17 points at San Diego State
- Had 15 points and seven rebounds in a home win against Utah
- Had 16 points and a career-best four steals against Air Force at home
- Scored 22 points, hit 10-of-10 from the free throw line and added eight rebounds at Wyoming
- Against San Diego State hit all eight free throw attempts, had 10 points, five rebounds, four assists and two steals

BYU vs. TCU, Quarterfinals - March 11, 2010

03/10/10 6:00 pm at Las Vegas, Nev. (Thomas & Mack Center)
VISITORS: #7 TCU 13-19

##	Player	tot-fg		3-pt		rebounds			pf	tp	a	to	blk	s	min			
		fg	fga	fg	fga	ft	fta	of								de	tot	
13	RUZGAS, Edvinas	f	4	7	2	3	2	2	0	0	0	4	12	1	2	0	0	28
21	GERINA, Nikola	f	4	5	0	0	4	5	0	2	2	5	12	0	3	0	0	15
24	BUTLER, Kevin	f	3	2	0	0	4	6	3	1	4	1	10	2	1	0	1	24
05	MOSS, Ronnie	g	9	15	2	4	0	2	2	5	5	22	4	5	0	0	36	
22	MITCHEM, Keion	g	3	4	3	4	0	0	2	2	5	9	3	0	0	0	27	
15	BULJAN, Zvonko	g	0	6	0	3	5	6	1	7	8	3	5	3	0	0	2	37
25	HILL, Greg	g	4	7	3	5	4	4	0	2	2	1	15	3	1	0	2	27
33	GREEN, Garlon	g	0	0	0	0	0	0	0	0	0	2	0	0	0	0	6	
TEAM																		
Totals.....		27	52	10	19	21	25	4	21	25	25	85	16	14	0	6	200	

TOTAL FG%	1st Half: 14-28 50.0%	2nd Half: 13-24 54.2%	Game: 51.9%	DEADBALL
3-Pt. FG%	1st Half: 5-7 71.4%	2nd Half: 5-12 41.7%	Game: 52.6%	REBOUNDS
F Throw %	1st Half: 7-8 87.5%	2nd Half: 14-17 82.4%	Game: 84.0%	4.2

HOME TEAM: #2 BYU 29-24

##	Player	tot-fg		3-pt		rebounds			pf	tp	a	to	blk	s	min		
		fg	fga	fg	fga	ft	fta	of								de	tot
34	HARTSDOCK, Noah	f	3	3	0	0	1	1	3	7	4	7	0	1	1	2	29
54	MILES, Chris	c	0	1	0	0	1	2	1	1	2	1	1	0	0	1	7
04	EMERY, Jackson	g	5	7	4	5	1	2	1	6	7	2	15	3	2	0	39
23	HAWS, Tyler	g	1	4	0	0	6	6	1	1	2	2	8	1	0	0	15
32	FREDETTE, Jimmer	g	10	23	2	10	23	24	1	3	4	0	45	6	3	0	38
00	DAVIES, Brandon	g	1	3	0	0	0	0	0	1	4	2	0	0	0	0	18
01	ABOU, Charles	g	1	1	1	1	0	0	0	1	1	4	3	0	0	0	9
10	LOYD, JR, Michael	g	2	3	0	0	1	2	0	1	2	2	1	1	0	1	18
45	TAVERNARI, Jonathan	g	3	10	3	7	0	0	0	2	2	3	9	1	2	0	27
TEAM																	
Totals.....		26	54	10	23	33	37	8	21	29	22	95	13	9	1	6	200

TOTAL FG%	1st Half: 13-28 46.4%	2nd Half: 13-26 50.0%	Game: 48.1%	DEADBALL
3-Pt. FG%	1st Half: 5-10 50.0%	2nd Half: 5-13 38.5%	Game: 43.5%	REBOUNDS
F Throw %	1st Half: 6-11 72.7%	2nd Half: 25-26 96.2%	Game: 89.2%	1

Officials: Scott Thornley, Ronnie Hernandez, K.C. Ely
Technical fouls: #7 TCU-CERINA, Nikola. #2 BYU-None.
Attendance: 12405

Score by Periods	1st	2nd	Total
TCU	40	45	85
BYU	39	56	95

Points in the paint-TC 26, BY 28. Points off turnovers-TC 15, BY 16.
2nd chance points-TC 4, BY 8. Fast break points-TC 9, BY 4.
Bench points-TC 20, BY 19. Score tied-8 times. Lead changed-12 times.
Last FG-TC 2nd-01:00, BY 2nd-01:13.
Largest lead-TC by 3 1st-03:03, BY by 15 2nd-04:33.

BYU vs. UNLV, Semifinals - March 12, 2010

03/12/10 8:30 pm at Las Vegas, Nev. (Thomas & Mack Center)
VISITORS: #3 UNLV 25-7

##	Player	tot-fg		3-pt		rebounds			pf	tp	a	to	blk	s	min		
		fg	fga	fg	fga	ft	fta	of								de	tot
22	STANBACK, Chase	f	6	11	3	8	2	2	0	6	6	2	17	1	4	1	33
44	SANTE, Dennis	f	2	4	0	0	0	0	1	0	2	4	0	1	0	1	9
00	BELLFIELD, Oscar	g	2	8	1	3	0	0	0	2	2	0	5	9	2	0	36
03	MARSHALL, Anthony	g	2	3	0	0	0	2	0	5	5	2	4	3	3	1	30
33	WILLIS, TreVon	g	5	9	2	5	6	6	0	2	2	3	18	1	2	0	36
02	WALLACE, Kendall	g	2	3	2	3	0	0	2	2	2	6	0	0	0	0	16
12	MASSAMBA, Brice	g	0	0	0	0	0	0	0	3	5	0	6	4	13	1	24
20	JONES, Steve	g	0	0	0	0	0	0	0	0	0	0	1	0	1	0	7
31	HAWKINS, Justin	g	0	0	0	0	0	0	0	0	0	0	0	0	0	0	2
34	SHAW, Matt	g	1	1	0	0	1	1	0	0	0	0	3	0	0	0	7
TEAM																	
Totals.....		25	45	8	19	12	16	2	25	27	16	70	16	14	2	5	200

TOTAL FG%	1st Half: 16-26 61.5%	2nd Half: 9-19 47.4%	Game: 55.6%	DEADBALL
3-Pt. FG%	1st Half: 7-10 70.0%	2nd Half: 1-3 33.3%	Game: 42.1%	REBOUNDS
F Throw %	1st Half: 2-3 66.7%	2nd Half: 10-13 76.9%	Game: 75.0%	2.1

HOME TEAM: #2 BYU 29-5

##	Player	tot-fg		3-pt		rebounds			pf	tp	a	to	blk	s	min		
		fg	fga	fg	fga	ft	fta	of								de	tot
00	DAVIES, Brandon	f	1	3	0	0	1	2	1	5	6	1	3	0	1	0	29
34	HARTSDOCK, Noah	f	1	4	0	0	0	0	1	5	6	2	2	1	1	1	34
04	EMERY, Jackson	g	3	7	2	5	0	0	1	2	3	5	8	2	0	0	23
10	LOYD, JR, Michael	g	5	8	1	2	0	0	0	2	2	2	11	2	2	0	30
32	FREDETTE, Jimmer	g	7	20	4	11	12	12	1	2	3	1	30	4	4	0	36
01	ABOU, Charles	g	3	6	1	2	1	1	2	3	5	5	8	1	2	0	26
45	TAVERNARI, Jonathan	g	1	5	1	4	1	2	0	0	0	0	4	1	2	0	17
54	MILES, Chris	g	0	0	0	0	0	0	0	0	0	2	0	1	0	0	5
TEAM																	
Totals.....		21	53	9	24	15	17	7	20	27	18	66	12	12	1	6	200

TOTAL FG%	1st Half: 12-26 46.2%	2nd Half: 9-27 33.3%	Game: 39.6%	DEADBALL
3-Pt. FG%	1st Half: 6-14 42.9%	2nd Half: 3-10 30.0%	Game: 37.5%	REBOUNDS
F Throw %	1st Half: 4-5 80.0%	2nd Half: 11-12 91.7%	Game: 88.2%	1

Officials: Scott Thornley, Eric Curry, Shawn Lehigh
Technical fouls: #3 UNLV-None. #2 BYU-None.
Attendance: 18500

Score by Periods	1st	2nd	Total
#3 UNLV	41	29	70
#2 BYU	34	32	66

Points in the paint-LV 26, BY 20. Points off turnovers-LV 17, BY 12.
2nd chance points-LV 4, BY 0. Fast break points-LV 2, BY 10.
Bench points-LV 22, BY 12. Score tied-6 times. Lead changed-5 times.
Last FG-LV 2nd-01:00, BY 2nd-02:51.
Largest lead-LV by 11 2nd-16:49, BY by 5 1st-13:53.

BYU VS. TCU, MWC QUARTERFINALS — FREDETTE TOPS 40 AGAIN AS BYU ADVANCES

LAS VEGAS (Mar. 11, 2010) - In the quarterfinals of the Mountain West Conference Tournament, junior Jimmer Fredette scored 23 of his 45 points from the free throw line as BYU advanced with a 95-85 win over TCU on Thursday. With the win, BYU improves to 29-4, the most wins in a season by any Cougar team, breaking the 1950-51 squad's record of 28 wins. Fredette became the first Cougar ever to score more than 40 points twice in a career after setting the all-time school record with 49 points earlier this season at Arizona. The junior's 45 points against the Horned Frogs is the third-most on the BYU record books and an MWC Tournament record. Fredette finished 23-of-24 from the charity stripe overall, also school and MWC Tournament records, while converting on his last 21 attempts, all in the second half. The point guard also had six assists and four rebounds, playing 38 minutes. The Cougars trailed TCU at halftime, 40-39, after Ronnie Moss scored on a floater right before the halftime buzzer. But Fredette came alive, scoring 30 points in the half. With the Cougars up 67-60 with 10:38 left in the game, the junior scored eight-straight points on four free throws and then back-to-back baskets. Fredette nailed a jumper, then scored on a fast break layup after Jackson Emery stole the ball on an acrobatic leap. Michael Loyd, Jr., converted on a reverse layup and Emery hit another jumper to give BYU its biggest lead of the game at 78-65 with 7:22 left. Emery scored 15 points, shooting 4-of-5 from beyond the arc, and added seven rebounds, three assists and two steals. BYU will next play the winner of UNLV and Utah, tipping off at 8:30 pm PST. The game will be televised live on CBS College Sports.

BYU VS. UNLV, MWC SEMIFINALS — COUGARS DROP CLOSE ON TO UNLV

LAS VEGAS, Nev. (March 12, 2010) - Junior Jimmer Fredette again made Mountain West Conference tournament history but the Cougars fell 70-66 in the semifinals of the 2010 MWC Tournament against UNLV in the Thomas & Mack Center. "Well, I'm really proud of our team," said BYU head coach Dave Rose. "I thought we played a really competitive game, played a really good team. You know, I think our players, as far as our coaches are concerned, executed our game plan and did everything that we wanted them to do tonight." Fredette's 30 points against the Rebels led all scorers. Combined with his 45 points in Thursday's contest against TCU, the junior's two-game total is the most points in an MWC tournament, surpassing New Mexico Danny Granger's record set over three games in 2005. Fredette also went a perfect 12-of-12 from the free throw line in the semifinal matchup against the Rebels after making 21 in a row against TCU while also sinking four attempts from behind the arch. Down 57-47 with 7:30 left in the game, BYU went on a 14-2 run jumpstarted by Noah Hartscock. Fredette followed with eight consecutive points for the Cougars. Fredette controlled the ball at the top of the arch, and with the shot clock winding down, stroked a three to bring the Cougars within three. After a missed layup on UNLV's end, Fredette drew a foul on a 3-point attempt, sending him to the charity stripe where he'd tally another three points for BYU and tie the game at 59 with 3:15 to play. The Rebels were able to take and hold the lead in the last 1:35 of the game after Brice Massamba converted two free throws. "For a team to have 29 wins, you can't help but really feel for those guys in that locker room," Rose said. "They played their hearts out tonight and we played well enough to win, and it didn't happen. The best feeling that I guess you can have is the fact that this team has been really good for four months and they deserve to keep playing." Michael Loyd, Jr., replacing Tyler Haws in the starting lineup after Haws suffered an eye injury against TCU in the quarterfinals, recorded 11 points against the Rebels to go with two rebounds and two assists. The Cougars put the first points on the board, a three-pointer from Jackson Emery, followed by six back-and-forth treys from both teams. Emery finished the game with eight points, three rebounds, two steals and 2-of-5 from the behind the arch. Both teams took a combined 43 attempts from the 3-point line with the Rebels shooting 42.1 percent on the game to BYU's 37.5 percent. UNLV shot just 11 percent from the behind the arch in the second half compared to BYU's 30 percent. Fredette reached double figures after just seven minutes of play with a fastbreak layup assisted by Emery. Shooting troubles would hinder the Cougars after their initial hot hands, but a quick trey from Jonathan Tavernari and a jumper from Loyd sparked the Cougars to bring the score back within two with four minutes to play before the half. The Cougars now await an invitation to the 2010 NCAA tournament. The field of 65 will be announced Sunday on CBS.

MEDIA RELATIONS INFORMATION

Basketball Media Relations Director: Kyle Chilton
Office: (801) 422-4909; Cell: (801) 372-2080
Email: kyle_chilton@byu.edu

Assistant Basketball Media Relations: Jordan Christiansen
Office: (801) 422-8999; Cell: (801) 717-5217
Email: mtrack_sid@byu.edu

Associate AD/Communications: Duff Tittle
Office: (801) 422-8948; Cell: (801) 372-4401
Email: duff_tittle@byu.edu

Athletic Communications Fax: (801) 422-0633
Mailing Address: 30 SFH, Provo, UT 84602-2239
Marriott Center Pressrow Phone: (801) 422-3675

2009-10 BYU QUICK FACTS

BYU - UNIVERSITY INFO

Location: Provo, Utah 84602
Elevation: 4,553 feet
Enrollment: 29,854 (Daytime)
Founded: October 15, 1875
Owned: The Church of Jesus Christ of Latter-day Saints
Nickname: Cougars
Mascot: Cosmo
Colors: Blue & White
Arena (capacity): Marriott Center (22,700)
Conference: Mountain West
President: Cecil O. Samuelson (Utah, 1966)
Athletic Director: Tom Holmoe (BYU, 1983)
Athletic Website: byucougars.com
Tickets: 422-BYU1 or 1-800-322-BYU1

BYU COACHING STAFF

Head Coach: Dave Rose
Alma Mater (year): Houston (1983)
Record at School (years): 127-39 (5th year)
Career Div. I Record (years): same
Office phone for head coach: Call SID
Best time/day to reach coach: Call SID
Basketball Office Fax: (801) 422-5965
Associate Head Coach (Alma Mater, year)
Dave Rice (UNLV, 1991)
Assistant Coaches (Alma Mater, year)
John Wardenburg (BYU, 1986)
Terry Nashif (BYU, 2005)
Dir. of Basketball Operations: Tim LaComb (Utah, 2006)

BYU TEAM INFO

2008-09 Overall Record: 25-8
Conference Record/Finish: 12-4 (T1st Mountain West)
2009 Postseason: NCAA, 0-1, lost vs. Texas A&M, 66-79
2009 Final National Ranking: NR
Starters Returning/Lost: 4/1
Lettermen Returning/Lost: 9*/4
Newcomers: 3
*Includes one letterwinner returning who did not play in games last year

BYU HISTORY

First Year of Basketball: 1903
Overall All-Time Record: 1608-999 (.617)
Winning Seasons: 86 (last 2009)
Conference Championships: 28 (last 2009)
Postseason Appearances (record): 34 (23-35)
Total NCAA Appearances (record): 25 (12-27)
Last NCAA Appearance: 2010
Result: (1-0) Won, NCAA First Round (Oklahoma City) vs. Florida, 99-92 (20T)
Total NIT Appearances (Record): 10 (12-8)
Last NIT Appearance: 2006
Result: (0-1) lost at Houston, 77-67
In the Marriott Center: 448-119 (.790)

BYU RECORDS SET IN 2009-10

Team
- Most wins in a season, 30*
- Most regular season wins in a season, 28
- Second-best free throw percentage in a single season, .786*
- Most steals in a single season, 300*
- Highest winning percentage in a single season, .857*
- Best scoring margin in a single season, 17.5*
- Highest scoring average since 1987-88, 83.4*
- Biggest margin of victory against an NCAA Division I opponent, 57 vs. Eastern Washington, 91-34, 12/19/09*
- Most points scored in a single season, 2,920*

Jimmer Fredette
- Most points in a single game, 49 at Arizona, 12/28/09
- Third-most points in a single game, 45 vs. TCU, 3/11/10
- Most three-pointers in a single game, 9 at Arizona, 12/28/09
- Second-most consecutive free throws without a miss, 39
- Third-most consecutive free throws without a miss, 37
- Most free throw makes (23) and attempts (24) in a single game vs TCU, 3/11/10
- Tied for third-most free throw attempts without a miss, 12 at UNLV, 3/12/10
- Tied for fifth-most free throw attempts without a miss, 10 vs. Weber State, 11/27/09
- Fourth-most points scored in a single season, 730*
- Tied for fifth-most three pointers made in a season, 76*
- Fifth-best free throw percentage in a single season, .892*
- Third-most career threes, 171*

Jackson Emery
- Third-most three-pointers made in a season, 82*
- Most steals in a single season, 30*
- Fourth-most career steals, 147*

Jonathan Tavernari
- Most career threes, 264*
- Third-most career steals, 163*
- Tied for most games played, 131*

Tyler Haws
- Tied for fifth-most free throw attempts without a miss, 10 at Wyoming, 2/20/10
- Second-best free throw percentage in a single season, .912*
- Most free throws without a miss, 42*
- Sixth-most points by a freshman, 383*

Chris Miles
- Second-most games played, 130*

MWC RECORDS-CONFERENCE GAMES ONLY

Team
- Second most points in a single game, 107 at TCU, 3/6/10
- Tied for third-most field goals in an MWC game, 38 at TCU, 3/6/10
- Most points in a season, 1,300
- Highest scoring average in a season, 81.2
- Best scoring margin in a season, 15.4
- Second-most field goals, 444
- Most field goal attempts, 971
- Second-most rebounds in a season, 614
- Tied for fourth-most three-point field goals, 132
- Fifth-best three-point field goal percentage, .414
- Third-most steals in a season, 136

Jimmer Fredette
- Fourth-best three-point field goal percentage in a season, .494
- Fourth-most points in a single season, 315

Tyler Haws
- Second-best free throw percentage, .927
- Freshman record for free throw percentage, .927

Jackson Emery
- Most steals in MWC games, 46

Jonathan Tavernari
- Second-most career threes made in MWC games, 133

MWC RECORDS-ALL GAMES

Team
- Highest scoring average in a season, 83.4*
- Third most field goals made in a season, 1004*
- Best scoring margin in a season, 17.5*
- Second-best three-point field goal percentage in a season, .420*
- Best free throw percentage in a season, .786*
- Tied for most road wins, 10

Jimmer Fredette
- Most points by a junior in a season, 730*
- Second-most points in a single season, 730*
- Third-best free throw percentage in a season, .892*
- Tied for most points in a single game, 49 at Arizona
- Second-most points in a single game, 45 vs. TCU in MWC tourney, 3/11/10
- Second-best scoring average, 22.1*
- Second-most free throws in a single game, 23 vs. TCU in the MWC Tourney, 3/11/10
- Tied for fifth-most field goal makes in a season, 220*
- Third-most field goal attempts in a season, 478*
- Third-most free throws made in a season, 214*
- Fifth-most free throw attempts in a season, 240*

Tyler Haws
- Best free throw percentage in a season, .912*
- Freshman record for free throw percentage, .912*

Jackson Emery
- Second most steals in a season, 90*
- Most steals by a junior in a season, 90*

Jonathan Tavernari
- Fourth-most career threes made, 264*
- Second-most three-point attempts, 694*

* Postseason statistics may change rankings

MWC TOURNAMENT RECORDS

Team
- Fifth most points in a game, 95 vs. TCU, 3/11/10
- Most points in a half, 56 vs. TCU (2nd), 3/11/10
- Tied for most free throws made, 33 vs. TCU, 3/11/10
- Fifth-best free throw percentage, .892 vs. TCU, 3/11/10

Jimmer Fredette
- Most points in a tournament, 75 (previous record was 73 points by Danny Granger in 3 games in 2005)
- Most points in a game, 45 vs. TCU, 3/11/10
- Most free throws made in a game, 23 vs. TCU, 3/11/10
- Most free throw attempts in a game, 24 vs. TCU, 3/11/10
- Most free throws in a tournament, 35
- Second-most free throw attempts without a miss in a single game, 12 vs UNLV, 3/12/10

BYU NCAA TOURNAMENT RECORDS

Jimmer Fredette
- Tied for most points in a single game, 37 vs. Florida
- Second-most field goals in a single game, 13 vs. Florida

Michael Loyd, Jr.
- Tied for fifth-most points in a single game, 26 vs. Florida
- Tied for second-most steals in a single game, 4 vs. Florida

NATIONAL RANKINGS

AP Top 25 (3/15/10)

1. Kansas (65)
2. Kentucky
3. Duke
4. Syracuse
5. Ohio State
6. West Virginia
7. Kansas State
8. New Mexico
9. Villanova
10. Purdue
11. Butler
12. Temple
13. Michigan State
14. Georgetown
15. Tennessee
16. Wisconsin
- 17. BYU**
18. Pittsburgh
19. Baylor
20. Maryland
21. Vanderbilt
22. Gonzaga
23. Texas A&M
24. Richmond
25. Xavier

Others Receiving Votes:

- Northern Iowa 68, UTEP 58, Notre Dame 39, Marquette 33, San Diego State 18, Saint Mary's 15, Cornell 6, UNLV 5, Georgia Tech 4, Utah State 3, Virginia Tech 3, Mississippi State 1, Murray State 1, Texas 1

ESPN/USA Today (3/15/10)

1. Kansas (31)
2. Kentucky
3. Duke (1)
4. Syracuse
5. West Virginia
6. Ohio State
7. Kansas State
8. Butler
9. Villanova
10. New Mexico
11. Purdue
12. Michigan State
13. Temple
14. Tennessee
15. Georgetown
- 16. BYU**
16. Pittsburgh
18. Gonzaga
19. Wisconsin
20. Maryland
21. Baylor
22. Vanderbilt
23. Texas A&M
24. Northern Iowa
25. UTEP

Others Receiving Votes:

- Saint Mary's 37, Richmond 24, San Diego State 16, Cornell 14, Washington 10, Marquette 9, Utah State 5, Xavier 4, Old Dominion 3, Georgia Tech 2, Siena 2, Texas 1, Minnesota 1

RPI (3/14/10)

1. Kansas
2. Kentucky
3. Duke
4. West Virginia
5. Syracuse
6. Kansas State
7. Georgetown
8. Temple
9. Baylor
10. New Mexico
11. Villanova
12. Butler
13. Texas A&M
14. Tennessee
15. Pittsburgh
16. Purdue
17. Northern Iowa
18. San Diego State
19. Xavier
20. Wisconsin
21. Ohio State
22. California
- 23. BYU**
24. Maryland
25. Richmond

Highest Ranking

Year	AP	Coaches
1950-51	11	10
1953-54	19	
1955-56	5	
1964-65	9	
1965-66	6	6
1966-67	7	
1970-71	20	
1971-72	6	
1972-73	12	
1979-80	12	
1980-81	15	
1981-82	15	
1987-88	3	2
1992-93	21	
2006-07	21	22
2007-08	20	21
2008-09	25	NR
2009-10	12	10

MOST WINS IN A SEASON

At 30-5 on the season, the 2009-10 BYU men's basketball squad has set the Cougar record for regular season wins and the overall record for wins. The 2007-08 team set the previous regular season record with 25 regular season victories and finished 27-8 after the postseason. The 1950-51 team was 24-7 in the regular season and finished with what was a program record 28 wins to go with nine losses.

NEW RECORD FOR THIEVERY

With a steal at Colorado State, Jackson Emery broke the BYU record for steals in a single season. The record was previously held by Marty Haws, who had 66 steals in 1989-90. Emery now has 90 steals this season after collecting one vs. Florida in the first round of the NCAA Tournament. He is two from breaking the MWC single-season record.

33-POINT GAMES

Jimmer Fredette's 37 points vs. Florida in the NCAA Tournament was his seventh game with 33-plus points this season. He is tied for fourth all-time in BYU history for career 33-point games and his seven this season are the most by a BYU junior in a single season and the second-most in any BYU season. Devin Durrant had 11 33-point games as a senior in 1983-84. Fredette has eight 30-point games this season, including the seven 33-plus games and a 30-point effort vs. UNLV in the MWC Tournament.

BEST RECORD THROUGH 35 GAMES

At 30-5 overall, BYU men's basketball has the best record in program history through 35 games. The 1950-51 team held the previous best record in program history through 35 games at 28-7. See below for the other best records through 35 games.

Season (Coach)	35 games	36 games	Final/Postseason
2009-10 (Rose)	30-5	??	??
1950-51 (Watts)	28-7	28-8	28-9/NIT Champs
2007-08 (Rose)	27-8	—	27-8/NCAA First Round

IN THE RANKINGS

BYU men's basketball entered the top-25 rankings for the first time this season on Jan. 4 at No. 25 in the AP Poll and No. 23 in the ESPN/USA Today Coaches Poll. The Cougars are currently ranked No. 17 in the AP Poll and No. 16 in the ESPN/USA Today Coaches Poll (as of the March 8 polls). BYU has been ranked as high as No. 12 in the AP Poll and No. 10 in the ESPN/USA Today Coaches Poll. Rose has led his teams to the rankings in each of the last four seasons to become the first Cougar coach to lead BYU into the rankings in four-straight seasons.

BYU AS A RANKED TEAM

BYU owns a 153-62 record as a ranked team, including 16-4 this season. The Cougars are 86-13 at home, 43-30 on the road and 24-19 at neutral sites when nationally ranked. BYU is 25-10 as a ranked team under Dave Rose.

CONSECUTIVE WEEKS RANKED

BYU entered the rankings on Jan. 4 and has been ranked ever since, a streak of 11-consecutive weeks — the third longest Cougar streak in a single season since the 1980-81 and 1971-72 teams that were ranked for 15-straight weeks and the 1979-80 team that was ranked for 14-straight weeks. The Cougars were ranked for 30-consecutive weeks (not including preseason polls) over three seasons from the first week of the 1979-80 season to the first week of the 1981-82 season.

1,000-POINT SCORERS

With six points vs. Florida in the NCAA First Round, Jonathan Tavernari has 1,512 career points and is tied with Kresimir Cosic for 11th all-time in scoring at BYU. After scoring 30 points vs. UNLV in the MWC semifinals, Jimmer Fredette has 1,510 career points, good for 13th all-time in program history.

10. Lee Cummond (2005-09)	1,569	13. Jimmer Fredette (2007-present)	1,510
T11. Kresimir Cosic (1970-73)	1,512		
T11. Jonathan Tavernari (2006-present)	1,512		

DOWNTOWN RECORD WATCH

Jonathan Tavernari is BYU's all-time leader in career threes and attempts. Tavernari also owns the record for threes in a season with 88 in 2007-08. He now has 264 makes and 694 attempts. Jimmer Fredette is third with 171 makes and third with 435 attempts. Jackson Emery is seventh in makes (135) and eighth in attempts (340).

Career Leaders - Threes Made

1. Jonathan Tavernari	264
2. Mark Bigelow	213
4. Jimmer Fredette	171

Career Leaders - Threes Attempted

1. Jonathan Tavernari	694
2. Mark Bigelow	559
3. Jimmer Fredette	435

TOP-10 PICK POCKETS

Senior forward Jonathan Tavernari had three steals vs. Florida in the NCAA First Round to give him 163 for his career. He is third all-time in BYU history. Jackson Emery is fourth with 147 while Jimmer Fredette is 11th with 117.

Career Steal Leaders

1. Danny Ainge	195	4. Jackson Emery	147
2. Marty Haws	182	5. Nathan Call	138
3. Jonathan Tavernari	163		

WHEN JIMMER SCORES 20...

Jimmer Fredette had 37 points vs. Florida in the NCAA First Round, his 21st 20-point game this season and 29th of his career. He has reached 30-plus points eight times this season. BYU is 24-5 when Fredette scores 20 or more points and 7-1 when he scores 30-plus.

BYU FRESHMAN SCORING LEADERS

With 383 points this season, Tyler Haws is on pace to become one of the highest scoring freshmen in BYU history. He is currently sixth and 12 points from passing Trent Plaisted.

BYU Freshman Scoring Leaders

1. Danny Ainge (1977-78)	632	4. Fred Roberts (1978-79)	399
2. Mark Bigelow (1998-99)	419	5. Trent Plaisted (2005-06)	394
3. Mekeli Wesley (1997-98)	406	6. Tyler Haws (2009-10)	383

WHAT OTHERS HAVE SAID

In 2009-10

Tim Miles, Colorado State

"Fredette is a special player and his numbers are remarkable," Miles said. "We tried multiple defenders, we tried traps and he still finds ways to hurt you."

Jim Christian, TCU

"Jimmer Fredette's one of the top players in the country. Period. He's a guys that's never rattled. He's never out of control. He sees the floor extremely well. He makes shots. But I also think the thing that's not talked about nationally is how good the team is. When you've got that many pieces around you it enables you to have an open floor and to make plays. You've got to make decisions because they have so many good players and they can hurt you in so many ways and that obviously adds to his strength."

Jim Boylen, Utah

"I think he's the best player in the league in a long time. I haven't been in this league that long but he's the best player we've played against this year and we've played a heck of a schedule. He's a terrific player, a terrific competitor. He's a great kid. I think he represents BYU with a lot of class and pride. You should be proud of him. He's a great player."

"I was in the league 13 years and he's going to have a heck of a decision to make. He's really good. Very few guys have the combination of ball skills and shooting ability. What he's improved on are his strength and his ability to finish plays at the rim. He's better this year. He's better at playing through contact."

Steve Fisher, San Diego State

On Jimmer Fredette: "He truly is one of the best. He knows how to create opportunities for himself. He wiggles, he twists, he finds gaps, he can step back and make shots and he can shoot it on you when you are guarding him. He's very, very good."

"Jimmer is the best in the league. He is hard to stop, but I felt like we did a pretty good job against him during certain parts of the game. But he is as good a guard as I have seen in this league, period."

Mike DeCourcy, SportingNews.com

Dave Rose Midseason Coach of the Year: "There is no other choice but BYU's Dave Rose. To have a scare like he did in the summer — diagnosed with pancreatic cancer, but recovering well by all accounts—and to start 16-1? To repeat: no other choice."

Seth Davis, SportsIllustrated.com

"Jimmer Fredette is a superb setup man, and his 49-point explosion at Arizona ranks as the single best individual performance of the season."

Sean Miller, Arizona

"I have to give credit where credit is deserved. I can't say much post-game that I didn't say pre-game about BYU. The fact that they're not ranked gives almost no credibility to the rankings. I look at them and they're definitely a top-25 team, and I believe they will be competing for a high seed in the tournament."

"Jimmer Fredette played a great game. Did we have something to do with that? Yes. We struggled to defend the other team's best perimeter player. Their victory tonight was largely thanks to his play. He reminds me a lot of Mark Price, who played at Georgia Tech and had a long career in the NBA. I'm not an NBA manager, but I would put Fredette against a lot of guards in the country."

Jim Les, Bradley

"Jimmer Fredette is a very special player. He is special in his demeanor on the floor and is special in his skill on the floor so it's not surprising that BYU has been so successful during his tenure here."

In 2008-09

Doug Wojcik, Tulsa

"Fredette is very strong and handles the ball, and is very clever. I told the guys, they may laugh at me because he's not at this level, but he's a poor-man's Deron Williams. He doesn't look very fast, he isn't real sleek. But he knows how to pass it, knows how to play, knows where everybody is."

BY THE NUMBERS

2 The number of 40-plus point games this season for Jimmer Fredette, the first Cougar to accomplish the feat in a single season and a career.

8 The number of 30-point games by Jimmer Fredette this season and with seven 33-plus point games he has the second-most 33-point games by a BYU Cougar in a single season. He had 33 vs. Nevada at the HoopTV Las Vegas Classic, 49 at Arizona, 33 at San Diego State, 36 vs. Utah at home, 36 at Colorado State, 45 vs. TCU in the MWC quarterfinals, 30 vs. UNLV in the MWC semifinals and 37 vs. Florida in the first round of the NCAA Tournament.

13 The number of games in which BYU has shot .500 or better as a team. The Cougars had a run of five-consecutive games of shooting .500 or better from Dec. 19 to Jan. 2. BYU hit .566 against Air Force on Feb. 13, its first game shooting over .500 since hosting Colorado State on Jan. 16. BYU hit .517 at Colorado State on Feb. 17 for two-straight games over the .500 mark. Most recently, BYU hit .623 from the field at TCU.

17.5 BYU's scoring margin this season, second in the nation as of March 14.

23-24 Jimmer Fredette's free throw totals vs. TCU in the MWC quarterfinals. The totals are school records and MWC Tournament records.

37 Jimmer Fredette's streak of consecutive free throw attempts without a miss that ended vs. Florida, third in school history. Started March 11, 2010 and ended March 18, 2010.

39 Jimmer Fredette's streak of free throws without a miss, the second-longest streak in school history. Started Nov. 17, 2009 and ended Dec. 12, 2009.

42 Tyler Haws's current streak of consecutive free throw attempts without a miss, a school record. Started Feb. 13, 2010.

49 Jimmer Fredette's point total in BYU's 99-69 win at Arizona, a BYU record and a McKale Center record. The total also ties the MWC record for points in a single game. Fredette shot 16-of-23 from the field, 9-of-13 from three (a BYU record for makes) and 8-of-9 from the line while adding seven boards, nine dimes and two steals.

61 The number of points scored by the BYU bench at TCU, the most bench points in a single game this season. Jonathan Tavernari led the way with a season-best 23 points, Charles Abouo scored a career-high 22 while Brandon Davies had nine, Michael Loyd, Jr. scored five and Brock Zylstra had two.

75 Jimmer Fredette's point total in the MWC tournament, a record for a player in the tournament. He scored 45 against TCU, the third-highest point total in a BYU game and an MWC tournament record and the third-highest point total in MWC history in all games. He added 30 vs. UNLV in the semis.

90 The number of steals this season by Jackson Emery, a BYU record. Marty Haws set the previous record of 66 in 1989-90.

96.4 BYU's free throw percentage (27-28) vs. Nevada. The Cougars hit their first nine before a miss by Chris Miles. They hit two more to end the first half and then hit all 16 attempts in the second half. The Cougars lead the MWC in free throw percentage (.777) and have shot .800 or better 10 times this season.

264 The number of career three-pointers for senior Jonathan Tavernari, ranked first all-time in school history. Tavernari set a BYU single season record with 88 threes as a sophomore. He also owns the single-season record for consecutive games with a made three (22) set in 2008-09.

300 The number of steals for BYU this season, a school record for steals in a single season. The Cougars set the previous record of 241 last season in 33 games.

1,510 The number of career points for junior guard Jimmer Fredette. He is the 41st member of the 1,000-point club at BYU and currently 13th all-time at BYU in scoring.

1,512 The number of career points for senior Jonathan Tavernari. He is currently tied for 11th on BYU's all-time scoring list.

BYU'S 2009-10 RECORD WHEN...

At home	15-1
On the road	10-4
On a neutral floor	5-0
On Television	27-5
On The Mtn.	15-2
On VERSUS	0-1
On CBS	1-0
On CSTV/CBS C.	3-1
On The Mtn./CBS C.	0-0
On BYUtv	4-0
On KJZZ/ BYUtv	1-0
On FSN	0-0
On The CW30	0-1
Other	3-0
On Monday	1-0
On Tuesday	5-0
On Wednesday	7-2
On Thursday	3-0
On Friday	3-1
On Saturday	11-1
Coming off a win	24-5
Coming off a loss	5-0
Had two or more days between last game	27-4
Had only one day between last game	1-0
Playing the next day after a game	1-1
BYU scores 100 or more points	3-0
BYU scores between 90-99 points	8-0
BYU scores between 80-89 points	10-1
BYU scores between 70-79 points	7-2
BYU scores between 60-69 points	2-2
BYU scores below 60 points	0-0
Opponent scores 90 or more points	2-0
Opponent scores between 80-89 points	1-2
Opponent scores between 70-79 points	5-3
Opponent scores between 60-69 points	12-0
Opponent scores between 50-59 points	4-0
Opponent scores below 50 points	6-0
BYU leads at half	28-1
Opponent leads at half	2-4
Score tied at half	0-0
BYU leads with 5 minutes left	29-1
Opponent leads with 5 min. left	1-4
Score tied with 5 minutes left	0-0
BYU leads with 1 minute left	29-0
Opponent leads with 1 min. left	1-5
Score tied with 1 minute left	0-0
Game goes into overtime	1-0
BYU shoots 50 % or better	13-0
Opponent shoots 50 % or better	2-3
BYU outshoots opponent	26-0
Opponent outshoots BYU	4-4
Teams shoot equal from the field	0-1
BYU outrebounds opponent	22-0
Opponent outrebounds BYU	7-4
BYU and opponent tie in rebounds	1-1
vs. top-25 ranked opponent	0-2
vs. 2008 regular-season conference champions	2-2
vs. 2008 postseason teams	15-5

LED IN SCORING BY:	09-10	CONF
Jimmer Fredette	18-4	7-2
Tyler Haws	5-0	2-0
Jackson Emery	4-0	1-0
Jonathan Tavernari	3-0	3-0
Michael Loyd, Jr.	1-1	0-1
Noah Hartssock	1-0	1-0
Brandon Davies	1-0	1-0

SCORING IN DOUBLE FIGURES:	09-10	CONF
Jimmer Fredette	23-4	9-2
Tyler Haws	19-1	9-1
Jackson Emery	20-2	9-2
Jonathan Tavernari	16-2	7-2
Noah Hartssock	7-1	3-1
Brandon Davies	6-0	2-0
Chris Miles	2-1	0-0
Michael Loyd, Jr.	4-2	1-1
Charles Abouo	3-0	2-0

# OF PLAYERS IN DOUBLE FIGURES:	09-10	CONF
One Player	0-0	0-0
Two Players	4-2	2-0
Three Players	13-3	6-3
Four Players	12-0	5-0
Five Players	1-0	0-0
Six Players	0-0	0-0

2009-10 AWARD RECIPIENTS (STATS AS OF 3/12/10)

Jimmer Fredette • Jr. • G • 6-2 • 195

- Leads the MWC in scoring (21.7) and three-point percentage (.448), is third in assists (4.7) and free throw percentage (.896), is third in threes per game (2.3), fourth in assist/turnover ratio (1.8) and eighth in field goal percentage (.458).
- Has scored 20-plus points 20 times, 30-plus points seven times and double figures in 26 games
- Set BYU record for points (49) and threes (9) at Arizona while hitting 16-of-23 from the field, 9-of-13 from three and 8-of-9 from the free throw line while adding nine assists, seven rebounds and two steals
- Set MWC Tournament records with 45 points (third most in school history), 23 free throws and 24 free throw attempts vs. TCU in the quarterfinals (free throw numbers are also BYU records)
- Set MWC Tournament record for total points with 75 in two games
- MVP of the HoopTV Las Vegas Classic after scoring a then career-best 33 points against Nevada (11-of-16 FGs, 2-of-5 threes, 9-of-9 FTs) and 24 points against Nebraska
- Posted 33 points while shooting 11-of-19 from the field, 5-of-8 from three and 6-of-6 from the line at SDSU
- Scored 36 points vs. Utah, a Cougar record for points vs. the Utes; and 36 points at Colorado State
- Made a school record 39-straight free throws
- Named MWC Player of the Week on Nov. 16, Dec. 28, Jan. 4, Feb. 1 and Feb. 22
- Named USBWA Oscar Robertson National Player of the Week on Dec. 28
- A Wooden Award Candidate and Naismith Award Midseason candidate
- An Oscar Robertson Trophy finalist
- Named to the All-MWC First Team
- Named a third-team All-American by Sporting News
- USBWA All-District VIII and District Player of the Year
- NABC All-District 17 First Team

Jackson Emery • Jr. • 6-3 • 185

- Is first in the MWC in steals (2.7 per game), second in three-point field goal percentage (.430), second in threes per game (2.4), fifth in field goal percentage (.489), ninth in scoring (12.6) and 18th in rebounding (4.5)
- Has multiple steals in 25 games, including a streak of 13 games played
- Hit 4-of-6 threes vs. Southern and Weber State, 5-of-9 vs. Arizona State, 5-of-8 vs. Idaho State, 3-of-5 vs. San Francisco, 5-of-7 vs. Nevada, 4-of-6 vs. Nebraska, 5-of-10 at Air Force, 4-of-6 vs. AFA, 5-of-6 at TCU and 4-of-5 vs. TCU in MWC quarterfinals
- Scored a career-best 25 points vs. Nevada (8-of-12 FGs, 5-of-7 threes, 4-of-4 FTs) and followed with 23 points (6-of-9 FGs, 4-of-6 threes, 7-of-7 FTs) to go with eight rebounds, three assists and three steals vs. Nebraska to earn all-tournament honors at the Las Vegas Classic
- Tied career highs with nine assists at UTEP and six steals vs. Utah
- Had 22 points, five assists and five steals at TCU
- Named to the All-MWC Second Team and the MWC All-Defensive Team and USBWA All-District VIII
- NABC All-District 17 Second Team

Tyler Haws • Fr. • 6-5 • 200

- Averaging 11.3 points (16th MWC, third on team) and 4.3 rebounds (20th MWC, fourth on the team) while shooting .492 from the field and .909 from the free throw line (first in the MWC)
- Has scored in double figures 19 times
- Scored a career-high 24 points on 8-of-12 shooting including 4-of-5 from three and 4-of-4 from the line against Wyoming, had 22 points and 8 boards at Wyoming
- Had a double-double with 17 points and 11 rebounds vs. Arizona State
- Posted a double-double with 20 points and 11 boards at UTEP
- Scored 20 points vs. Nevada (7-of-7 FGs, 6-of-6 FTs)
- Named to the All-MWC Third Team

Jonathan Tavernari • Sr. • 6-6 • 215

- Fourth on the team in scoring (10.3) and second in rebounding (4.5, 17th MWC) and steals (1.3, sixth MWC)
- Is seventh in the MWC in three-point field goal percentage (.390)
- Is first all-time at BYU in threes (262)
- Is third all-time at BYU in steals (160) and 12th in points (1,506)
- Had 17 points vs. UNLV, at New Mexico and at Wyoming
- Scored 19 points in road win at UTEP and a home win vs. Air Force
- Named to the All-MWC Third Team and the Sixth Man of the Year

ROAD SUCCESS

With a 10-4 road record, the 2009-10 Cougars tied the 1949-50 and 1979-80 teams for the most road wins in school history. The 10 victories also tied this season's New Mexico team for the most road wins in MWC history. BYU was 6-2 on the road in MWC action. Over the last two seasons, BYU is 19-7 overall on the road.

100 VICTORIES AND COUNTING

With BYU's 83-65 win over Hawai'i, Dave Rose earned his 100th career victory in his 134th game as BYU's head coach. He reached the 100-win plateau faster than any coach in BYU history. Roger Reid previously held the record, achieving the mark in 143 games. Below is a list of the BYU head coaches who won at least 100 games, their career record, how many games it took them to reach the milestone and who they defeated for victory number 100.

Coach	Years	Career Record	No. Games to 100 wins	100th Win
G. Ott Romney	1928-35	139-71 (.662)	148	2/25/33 vs. Utah State, 48-36
Floyd Millett	1941-49	104-77 (.575)	174	2/12/48 at Utah State, 67-54
Stan Watts	1949-72	371-254 (.594)	144	1/29/54 at Washington, 89-79
Frank Arnold	1975-83	137-94 (.593)	165	2/21/81 vs. New Mexico, 78-72
Ladell Andersen	1983-89	114-71 (.616)	155	3/17/88 vs. UNC-Charlotte, 98-92*
Roger Reid	1989-96	152-77 (.664)	143	2/17/94 at Air Force, 94-82
Steve Cleveland	1997-2005	138-108 (.561)	174	2/3/03 vs. Air Force, 65-33
Dave Rose	2005-present	127-39 (.765)	134	11/20/09 at Hawai'i, 83-65

*1988 NCAA Tournament (Atlanta)

STATISTICAL LEADERS

Scoring	ppg
Jimmer Fredette	22.1
Jackson Emery	12.4
Tyler Haws	11.3
Jonathan Tavernari	10.1
Noah Hartssock	6.4
Brandon Davies	5.4
Michael Loyd, Jr.	5.2
Rebounding	rpg
Noah Hartssock	5.0
Jackson Emery	4.5
Jonathan Tavernari	4.5
Tyler Haws	4.2
Chris Miles	3.4
Assists	apg
Jimmer Fredette	4.7
Jackson Emery	2.7
Tyler Haws	1.6
Jonathan Tavernari	1.5
Noah Hartssock	1.1
Michael Loyd, Jr.	1.1

Steals	spg
Jackson Emery	2.6
Jonathan Tavernari	1.4
Jimmer Fredette	1.2

BYU MARGIN OF VICTORY/DEFEAT 2009-10

Table with 3 columns: Margin, Wins, Losses. Rows range from 1 point to 30-plus points.

BYU STREAKS...

Table with 3 columns: Current won/loss streak, 09-10, OVERALL. Rows include At home, On the road, On a neutral floor, etc.

INDIVIDUAL SUPERLATIVES

DOUBLE-FIGURE SCORING table with 4 columns: Player Name, 09-10, 08-09, CAREER.

DOUBLE-FIGURE REBOUNDING

Table with 4 columns: Player Name, 09-10, 08-09, CAREER.

20+ POINTS

Table with 4 columns: Player Name, 09-10, 08-09, CAREER.

DOUBLE-DOUBLES

Table with 4 columns: Player Name, 09-10, 08-09, CAREER.

DUNKS

Table with 4 columns: Player Name, 09-10, 08-09, CAREER.

3-POINTERS MADE

Table with 4 columns: Player Name, 09-10, 08-09, CAREER.

LATE FREE THROWS

Table with 4 columns: Player Name, 5:00-2:00, 2:00-0:00, OT.

FREE THROW STREAKS

BYU leads the nation in free throw shooting at .786. The Cougars have had 13 individual streaks of 10 attempts without a miss or more this season...

Season-best Free Throw Streaks

Table with 4 columns: Player Name, Streak, Dates, Player Name, Streak, Dates.

MWC PLAYER OF THE WEEK HONORS

COLORADO SPRINGS, Colo. - BYU junior Jimmer Fredette has been named the Mountain West Conference Men's Basketball Player of the Week for games through February 21...

Player of the Week Honors

- Nov. 16 Jimmer Fredette, 25 points, 5 rebounds, 4 assists vs. Bradley (W, 70-60)
Dec. 28 Jimmer Fredette, 28.5 ppg, 5.0 apg, 2.0 rpg, .679 FG %, .944 FT % vs. Nevada (W, 110-104)
Jan. 4 Jimmer Fredette, 49 points on 16-of-23 FG, 9-of-13 threes, 9 assists, 7 rebounds, 2 steals at Arizona (W, 99-69)
Jan. 11 Jonathan Tavernari, 18.0 ppg, 7.5 rpg, 2.5 apg, .524 FG %, .500 3-pt FG %, .875 FT % vs. UNLV (W, 77-73) and at UTEP (W, 83-77)
Feb. 1 Jimmer Fredette, 31.5 ppg, 4.5 apg, 1.0 spg, .727 3-pt FG %, .895 FT % at New Mexico (L, 72-76) and vs. Utah (W, 82-69)
Feb. 22 Jimmer Fredette, 29.0 ppg, 5.0 apg, 3.0 rpg, .528 FG %, .563 3-pt FG %, .917 FT % at Colorado State (W, 92-70) and at Wyoming (W, 85-63)

MULTIPLE NCAA TOURNAMENTS, LAST FIVE DECADES

BYU is one of 20 schools to have appeared in multiple NCAA Tournaments during each of the past five decades.

Table with 5 columns: Team, 60s, 70s, 80s, 90s, 00s. Lists various universities and their tournament appearances.

BYU STARTING LINEUPS

Table with 6 columns: Opponent, (1), (2), (3), (4), (5). Lists starting lineups for various opponents.

WON-LOSS RECORDS/STARTING LINEUPS

Table with 5 columns: Record, (1), (2), (3), (4), (5). Lists records for starting lineups.

COUGAR ROSTER BREAKDOWN

STARTERS RETURNING (4)

Name	Pos.	Cl.	2008-09 Stats
Jackson Emery	G	Jr.	(7.8 ppg, 3.8 rpg, 3.0 apg)
Jimmer Fredette	G	Jr.	(16.2 ppg, 3.0 rpg, 4.1 apg)
Chris Miles	C	Sr.	(7.1 ppg, 4.0 rpg, 1.3 apg)
Jonathan Tavernari	F	Sr.	(15.7 ppg, 7.2 rpg, 1.8 apg)

STARTERS LOST (1)

Lee Cumnard	G/F	Sr.	(16.8 ppg, 6.2 rpg, 3.4 apg)
-------------	-----	-----	------------------------------

OTHER LETTERWINNERS RETURNING (5)

Charles Abouo	G	So.	(2.9 ppg, 1.9 rpg, 0.4 apg)
James Anderson	C	So.	(2.5 ppg, 1.6 rpg, 0.6 bpg)
Noah Hartsock	F	So.	(2.4 ppg, 2.3 rpg, 0.6 bpg)
Michael Loyd, Jr.*	G	So.	(2.0 ppg, 0.9 rpg, 1.2 apg)
Lamont Morgan, Jr. G	Sr.	(3.6 ppg, 1.4 rpg, 1.8 apg)	

* Did not play last year due to redshirt; stats from 2007-08

OTHER LETTERWINNERS LOST (3)

Gavin MacGregor	C	Sr.	(2.6 ppg, 2.3 rpg)
Matt Pinegar	G	Fr.	(0.2 ppg, 0.2 rpg)
Archie Rose	G/F	Sr.	(2.4 ppg, 1.4 rpg)

OTHER REDSHIRTS RETURNING (1)

Name	Pos.	Ht.	Wt.	Cl.
Brock Zylstra*	G/F	6-6	205	Fr.

*Redshirted in 2006-07 prior to serving a Church mission

NEWCOMERS (3)

Brandon Davies	F	6-9	230	Fr.
Tyler Haws	G	6-5	200	Fr.
Logan Magnusson	F	6-6	210	Jr.

BY POSITION

POINT GUARD

Jimmer Fredette	6-2	Jr.
Michael Loyd, Jr.	6-1	So.
Lamont Morgan, Jr.	5-10	Sr.

WING

Charles Abouo	6-5	So.
Jackson Emery	6-3	Jr.
Jimmer Fredette	6-2	Jr.
Tyler Haws	6-5	Fr.
Michael Loyd, Jr.	6-2	So.
Logan Magnusson	6-6	Jr.
Jonathan Tavernari	6-6	Sr.
Brock Zylstra	6-6	Fr.

POST

James Anderson	6-11	So.
Brandon Davies	6-9	Fr.
Noah Hartsock	6-8	So.
Chris Miles	6-11	Sr.
Jonathan Tavernari	6-6	Sr.

BY CLASS

SENIORS (3)

Chris Miles	6-11	F/C
Lamont Morgan, Jr.	5-10	G
Jonathan Tavernari	6-6	G/F

JUNIORS (3)

Jackson Emery	6-3	G
Jimmer Fredette	6-2	G
Logan Magnusson	6-6	F

SOPHOMORES (4)

Charles Abouo	6-5	G/F
James Anderson	6-11	C
Michael Loyd, Jr.	6-2	G
Noah Hartsock	6-8	F

FRESHMEN (3)

Brandon Davies	6-9	F
Tyler Haws	6-5	G
Brock Zylstra	6-6	G/F

ROSE NAMED WINNER OF USBWA MOST COURAGEOUS AWARD

The U.S. Basketball Writers Association named both men's and women's winners of the Most Courageous Award for the first time this season, with the men's honor going to Brigham Young coach Dave Rose and the women's to Farmingdale State point guard Tiffara Steward. Rose nearly lost his life last June to pancreatic cancer – a form of cancer that few beat – but was back on the recruiting circuit the following month and is back coaching a BYU team that had won all but one of its games through mid-January. The 4-foot-6 Steward is believed to be the smallest player in college-basketball history. She was born three months premature, weighing just 2 1/2 pounds and measuring eight inches, and she underwent three surgeries by the time she was 3 years old. She has been a starter and team captain the past two seasons at Farmingdale State, a Division III school on Long Island, N.Y., though she is blind in her right eye, has over a 50-percent hearing loss, has one leg that is shorter than the other and battles severe scoliosis.

After becoming severely ill while on a flight to Las Vegas for a family reunion, according to a story by Andy Katz on espn.com, Rose was diagnosed with a pancreatic neuroendocrine tumor, one of the deadliest forms of cancer. When the plane landed, Rose was removed from by emergency medical personnel. Rose was vomiting blood by the time he reached a Spring Valley area hospital. The tumor and lower part of his pancreas were removed during emergency surgery. Rose met with his team a few days after being released from his six-day stay in the hospital, much skinnier and his hair turned gray. His players fasted for one day, praying for their coach. By July 22, Rose was even allowed to recruit in Las Vegas. Rose was declared cancer-free last September, making him of the few to beat the deadly disease. He must continue to receive scans every six months for the next two years and, if he clears those, every year after that. "I'm honored to be chosen," Rose said. "I feel extremely fortunate to overcome the situation I had this past summer. I'm so grateful to the staff at Spring Valley Hospital in Las Vegas and the Huntsman Medical Center in Salt Lake City for their care. "There's so much uncertainty when cancer strikes. But, I had great family support and our players and coaches were unbelievable throughout this entire ordeal. This group of players will always be special to me." Through mid-January, Rose's Cougars were 16-1 and had risen to No. 19 in the AP poll.

FREDETTE, EMERY AND HAWS EARN VEGAS CLASSIC HONORS

LAS VEGAS (Dec. 23, 2009) – After leading the Cougars to the 2009 HoopTV Las Vegas Classic championship, BYU's Jimmer Fredette was named tournament MVP while Jackson Emery and Tyler Haws were named to the all-tournament team. The guard trio led the Cougars' high-octane attack at the Orleans Arena as BYU defeated Nevada 110-104 and Nebraska 88-66. The combined for 132 points – 66.0 per game – and to shoot .705 (43-61) from the field, .545 (12-22) from three and .971 (34-35) from the free throw line. Fredette posted averages of 28.5 points and 5.0 assists while shooting .679 (19-28) from the field and .944 (17-18) from the free throw line. Against Nevada he scored a career-high 33 points – including a 22-point second half – while dishing out six assists. He went for 24 points and four dimes against Nebraska in the championship game. Emery accounted for 24.0 points, 5.0 rebounds, 3.0 assists and 3.0 steals while shooting .667 (14-21) from the field, .692 (9-13) from three and 1.000 (11-11) from the free throw line. Emery set a career high with 25 points in the Nevada win and added 23 points against Nebraska. Haws added 13.5 points and 3.5 rebounds per game in the Vegas Classic. He shot .833 (10-12) from the field and 1.000 (6-6) from the free throw line. He was perfect shooting the ball against Nebraska, hitting 7-of-7 from the field and 6-of-6 from the free throw line for a career-best 20 points.

ROSE SIGNS NEW CONTRACT

PROVO, Utah (Nov. 13, 2009) – BYU Director of Athletics Tom Holmoe announced today that head men's basketball coach Dave Rose has signed a new five-year contract that will take him through the 2013-14 season. The current deal replaces the contract Rose signed in 2007. "I'm grateful to the university administration as well as Tom Holmoe and the athletic department for the opportunity they have provided for me and my family," Rose said. "BYU is a wonderful place to coach and I look forward to continued success. I have a great staff and players who are committed to this program." Since being named head coach on April 11, 2005, Rose has led the Cougars to at least 20 wins and a trip to the postseason in each of his four seasons. In the past three seasons Rose has guided the Cougars to three-consecutive Mountain West Conference regular season titles, three-straight trips to the NCAA Tournament and 25-plus wins each year. At 97-34 and a .740 winning percentage, Rose is off to the best four-year start of any coach in BYU basketball history. His win total places him tied for 12th all-time for best career starts in NCAA history behind the likes of Roy Williams, Jim Boeheim, Mark Few and Jamie Dixon. In MWC play Rose has set a new standard with a career record of 51-13 (.797) that places him third all-time in conference victories and first in winning percentage. Rose was named MWC Coach of the Year in 2006 and 2007 to become the first coach in BYU history to earn the annual league honor in back-to-back seasons.

ROSE ANNOUNCES 2010-11 RECRUITING CLASS

PROVO, Utah (Nov. 12, 2009) – BYU men's basketball coach Dave Rose has announced the commitment of four players who will join the Cougars for the 2010-11 season. Kyle Collinsworth of Provo High School and Anson Winder of Bishop Gorman in Las Vegas have signed national letters of intent while Chris Collinsworth and Nick Martineau will return to BYU after completing two-year missions for The Church of Jesus Christ of Latter-day Saints. Kyle Collinsworth, is a 6-foot-6 guard and a gifted ball handler and passer, will join the three-time defending Mountain West conference champions for the 2010-11 season. Last season, Collinsworth led Provo to a 24-1 record while averaging 18.4 points, 7.0 assists and 5.4 rebounds per game as a junior. After leading the Bulldogs to a second-place finish in the state tournament he was named the 4A MVP by the Deseret News and Salt Lake Tribune. Collinsworth also earned 4A tournament MVP honors and All-Valley honors from the Daily Herald. Collinsworth helped lead Provo to state titles his freshman and sophomore seasons. Winder, a 6-foot-3 combo guard, follows senior Jonathan Tavernari as the second player to join BYU from Bishop Gorman. Under the direction of Rice, Winder helped lead Bishop Gorman to a 28-5 record, the 4A Nevada state title, the Sunset Regional title and the Sunset Southwest League title his junior season. He posted averaged of 13.8 points, 8.2 rebounds and 3.0 assists and earned all-Southwest Sunset League honors and Bishop Gorman's 2009 Sportsmanship Award. At the High Energy Classic in Gillette, Wyo., Winder earned all-tournament honors. Winder plays for the Triple Double Elite AAU team. Nevada, Portland, UC Riverside and Idaho also recruited Winder. This past summer he posted games with 40 and 36 points.

2009-10 COUGAR GAME LEADERS

POINTS

Name	# of Times	High	Game
Jimmer Fredette	22	49	at Arizona
Tyler Haws	5	24	Wyoming
Jackson Emery	4	21	at Air Force
Michael Loyd, Jr.	2	19	New Mexico
Jonathan Tavernari	3	23	at TCU
Noah Hartsock	1	17	UNLV
Brandon Davies	1	21	at Utah

REBOUNDS

Name	# of Times	High	Game
Noah Hartsock	12	12	at Colorado State
Tyler Haws	8	11	ASU, at UTEP
Jonathan Tavernari	5	9	UNLV
Jackson Emery	8	8	Nebraska
Brandon Davies	4	11	at Air Force
Charles Abouo	2	8	ENM, CSU
Chris Miles	2	11	TCU
Jimmer Fredette	2	7	at UNLV

ASSISTS

Name	# of Times	High	Game
Jimmer Fredette	25	10	Southern
Jackson Emery	8	9	at UTEP
Lamont Morgan, Jr.	2	7	Eastern New Mexico
Tyler Haws	3	6	Idaho State
Jonathan Tavernari	1	3	UNLV
Chris Miles	1	3	Wyoming
Noah Hartsock	1	3	New Mexico
Michael Loyd, Jr.	1	3	at Utah

2009-10 OPPONENT GAME LEADERS

POINTS

Name	School	Total
Tre'Von Willis	UNLV	33

REBOUNDS

Name	School	Total
Darrington Hobson	New Mexico	14
Chace Stanback	UNLV	14

ASSISTS

Name	School	Total
Oscar Bellfield	UNLV	9

BLOCKS

Name	School	Total
Derrick Jasper	UNLV	4
David Foster	Utah	4

STEALS

Name	School	Total
Paul George	Fresno State	6

SELLOUT IN THE MARRIOTT CENTER

The attendance for BYU's 82-69 win over Utah was 22,644, the first sellout in the Marriott Center since March 7, 2009 when the Cougars defeated Air Force 54-49 to earn a share of the 2008-09 regular season conference title. Cougar fans matched the crowd from the Utah game when 22,644 packed the Marriott Center for the New Mexico game. BYU was close to sellouts against Colorado State (20,155) and San Diego State (20,124).

INTERNATIONAL PLAYERS AT BYU

- Including sophomore Charles Abouo and senior Jonathan Tavernari, 28 international players have played basketball at BYU.
- The Cougars have had an international player on their varsity roster in 39 of the past 49 years.
- Foreign players at BYU have received 11 all-conference citations, two conference player of the year awards (Timo Saarelainen - 1985, Rafael Araujo - 2004), one conference freshman of the year award (Jonathan Tavernari - 2007), a sixth man of the year award (Jonathan Tavernari - 2010) and eight All-America citations (Kresimir Cosic - 1972 and 1973, Rafael Araujo - 2004).
- According to a book about basketball in Finland by Mikko Simon, BYU has the distinction of being the first NCAA Division I school to have an overseas player on its roster when Timo Lampen, a native of Lahti, Finland, took the court for the Cougars in 1960-61.
- BYU also boasts the first foreign All-American in Kresimir Cosic, whose BYU jersey was retired on March 4, 2006. The Zadar, Yugoslavia, native played on the Cougar varsity team from 1971-73 and earned six All-America citations and three first-team All-Western Athletic Conference awards. He is the only BYU player to be inducted into the Basketball Hall of Fame. Cosic passed away in 1995.
- During the 2005 NCAA Men's Basketball Tournament, CBS Television analyst Billy Packer singled out Cosic during a discussion of the quality of international players now playing college basketball. Said Packer, "Kresimir Cosic, who played for BYU, was really the first great international player to play basketball in the United States."

NATIONAL TEAM EXPERIENCE

Senior Jonathan Tavernari (Brazil) and Charles Abouo (Cote d'Ivoire) gained valuable experience during the summer of 2009 playing for their respective country's national team. Tavernari helped Brazil win the 2009 FIBA Americas Championship to claim a spot in the 2010 World Championships. Abouo and Cote d'Ivoire booked their tickets to the World Championships by taking second at the FIBA Afrobasket Tournament.

FIRST HALF LEADS, MARGIN OF VICTORY

BYU has led at the half in all but six games this season and has held double-digit halftime leads in 18 games. The Cougars held their biggest halftime lead of 41 against Eastern Washington (55-14). BYU has won by at least 10 points in 24 of the team's 28 wins, 20-plus 14 times and 30-plus eight times.

2009-10 SCORING BY HALF (BYU-OPPONENT)

	1st HALF	(Margin)	FG %	2nd HALF	(Margin)	FG %	OT	(Margin)	FG %	FINAL	(Margin)	FG %
BRADLEY	32-25	(+7)	37.5-27.3	38-35	(+3)	43.5-42.9				70-60	(+10)	40.0-36.0
IDAHO STATE	43-24	(+19)	43.3-26.7	44-29	(+15)	50.0-34.6				87-53	(+34)	46.9-30.4
at Hawai'i	41-31	(+10)	54.5-50.0	42-34	(+8)	57.1-31.0				83-65	(+18)	55.7-39.6
SOUTHERN	57-22	(+35)	53.7-38.5	50-29	(+21)	51.4-32.3				107-51	(+56)	53.8-35.1
WEBER STATE	38-34	(+4)	37.9-41.9	49-36	(+13)	63.6-37.9				87-70	(+17)	49.0-40.0
at Utah State	35-32	(+3)	46.4-38.7	26-39	(-13)	30.8-47.6				61-71	(-10)	38.9-42.3
vs. San Francisco	35-24	(+11)	53.8-43.5	34-19	(+15)	47.8-26.1				69-43	(+26)	51.0-34.8
ARIZONA STATE	39-23	(+16)	43.3-40.0	42-45	(-3)	44.4-48.1				81-68	(+13)	43.9-44.7
Fresno State	35-29	(+6)	43.8-38.5	37-38	(-1)	46.4-46.7				72-67	(+5)	45.0-42.9
WAGNER	41-23	(+18)	53.6-26.5	36-38	(-2)	41.9-36.1				77-61	(+16)	47.5-31.4
EASTERN WASHINGTON	55-14	(+41)	68.8-24.0	36-20	(+16)	57.1-30.4				91-34	(+57)	64.2-27.1
vs. Nevada	46-50	(-4)	58.6-63.3	64-54	(+10)	63.3-58.8				110-104	(+6)	63.3-58.8
vs. Nebraska	49-35	(+14)	66.7-34.5	39-31	(+8)	56.0-52.2				88-66	(+22)	61.2-42.3
at Arizona	51-36	(+15)	59.4-43.3	48-33	(+15)	54.5-50.0				99-69	(+30)	56.9-46.4
EASTERN NEW MEXICO	57-27	(+30)	73.3-35.5	38-22	(+16)	46.4-26.5				95-49	(+46)	60.3-30.8
UNLV	33-32	(+1)	26.8-41.2	44-41	(+3)	51.9-51.7				77-73	(+4)	36.8-46.0
at UTEP	37-34	(+3)	48.1-30.0	46-43	(+3)	54.9-36.2				83-77	(+6)	54.9-36.2
at Air Force	36-31	(+5)	56.0-44.4	31-18	(+13)	39.1-22.2				67-49	(+18)	47.9-33.3
COLORADO STATE	38-22	(+16)	53.8-37.5	53-25	(+28)	62.5-25.9				91-47	(+44)	58.6-31.4
WYOMING	41-33	(+8)	46.4-41.4	40-33	(+7)	43.8-52.2				81-66	(+15)	45.0-46.2
at San Diego State	35-34	(+1)	43.3-44.1	36-35	(+1)	46.7-36.4				71-69	(+2)	45.0-40.3
at New Mexico	32-36	(-4)	31.3-31.4	40-40	(0)	45.2-46.4				72-76	(-4)	38.1-38.1
UTAH	44-30	(+14)	50.0-41.4	38-39	(-1)	40.6-43.8				82-69	(+13)	45.5-42.6
TCU	35-21	(+14)	39.4-35.7	41-35	(+6)	37.9-34.4				76-56	(+20)	38.7-35.0
at UNLV	34-56	(-22)	33.3-64.5	40-32	(+8)	41.7-40.0				88-74	(+14)	38.1-52.5
AIR FORCE	53-20	(+33)	66.7-33.3	38-28	(+10)	43.5-42.9				91-48	(+43)	56.6-37.8
at Colorado State	38-28	(+10)	44.8-30.4	54-42	(+12)	58.1-47.1				92-70	(+22)	51.7-40.4
at Wyoming	40-28	(+12)	41.0-40.7	45-35	(+10)	48.1-40.7				85-63	(+22)	43.9-40.7
SAN DIEGO STATE	36-28	(+8)	41.4-35.5	46-40	(+6)	46.9-50.0				82-68	(+14)	44.3-42.9
NEW MEXICO	35-43	(-8)	43.8-54.3	46-40	(+6)	46.2-44.8				81-83	(-2)	46.2-50.0
at Utah	36-24	(+12)	35.5-28.6	35-27	(+8)	38.5-25.8				71-51	(+20)	36.8-26.9
at TCU	57-43	(+14)	59.3-55.6	50-34	(+16)	72.0-40.0				107-77	(+30)	62.3-49.1
vs. TCU	39-40	(-1)	46.4-50.0	56-45	(+11)	50.0-54.2				95-85	(+10)	48.1-51.9
vs. UNLV	34-41	(-7)	46.2-61.5	32-29	(+3)	33.3-47.4				66-70	(-4)	39.6-55.6
vs. Florida	35-33	(+2)	51.7-46.2	40-42	(-2)	50.0-55.6	24-17	(+7)	40.0-28.0	99-92	(+7)	49.2-43.6
vs. Kansas State												
SEASON TOTALS	1422-1086	(+9.6)	48.1-40.9	1474-1205	(+7.7)	49.1-41.0	24-17	(+7)	40.0-28.0	2920-2308	(+17.5)	48.6-40.8

**BYU BASKETBALL ON KSL NEWSRADIO
(102.7 FM and 1160 AM)**

The "Voice of the Cougars" is KSL Newsradio's Greg Wrubell, in his 14th season as the play-by-play broadcaster for BYU Basketball. Joining Wrubell on the broadcasts is former Cougar letterman Mark Durrant, in his 13th year as game analyst. In addition to live coverage of every Cougar game, the following programs can be heard each week on KSL Newsradio:



COACH ROSE ON KSL NEWSRADIO ...

- Coach's Corner with Dave Rose
Mondays at 8:45 a.m. (beginning Dec. 7)
- The Dave Rose Show
Mondays from 7-8 p.m. (beginning Nov. 30)

OTHER WAYS TO LISTEN

Fans in the Marriott Center can listen to home game broadcasts by tuning their portable/headset radios to KSL's delay-free and static-free in-arena translator at 1100 AM.

NETWORK AFFILIATES

- KMGR 95.9 FM - Manti, UT
- KUNF 1210 AM - St. George, UT
- KTHK 105.5 FM - Blackfoot, Idaho Falls, Pocatello, ID

THE DAVE ROSE SHOW ON KSL-TV

BYU coach Dave Rose's weekly television show airs on Sunday evenings beginning Dec. 6 at 11 p.m. on KSL-TV, channel 5 in Salt Lake City and will be rebroadcast on The Mtn. (check weekly listings for scheduled air times).

FREDETTE A NAISMITH TROPHY CANDIDATE

ATLANTA (Feb. 24, 2010) - Three months into the college basketball season, several programs are vying for supremacy as the top team in the nation. The same can be said for the 30 student-athletes looking to win the Naismith Trophy presented by AT&T after the midseason team was announced today by the Atlanta Tipoff Club. The Big East conference has seven players on the list, followed by the Atlantic Coast Conference (ACC) with six. Two schools, Kansas and Kentucky, are represented by two players apiece. BYU's Jimmer Fredette is the only player from the Mountain West Conference on the midseason team. Fredette is also a John R. Wooden Award Candidate and a finalist for the Oscar Robertson Trophy. The MWC Preseason Player of the Year has also been named the MWC Player of the Week five times this season and was the USBWA Oscar Robertson National Player of the Week on Jan. 4. The top 30 midseason men's list was compiled by the Atlanta Tipoff Club's Board of Selectors, comprised of leading basketball journalists from around the country. The board based its criteria on player performances this season. The Naismith Trophy presented by AT&T is the most prestigious national basketball award and is given annually to the men's college basketball player of the year. This year, the award will be presented at the NCAA Men's Final Four in Indianapolis.

FREDETTE NAMED AN OSCAR ROBERTSON TROPHY FINALIST

ST. LOUIS (USBWA) - The U.S. Basketball Writers Association has announced finalists for the 2010 Oscar Robertson Trophy, to be presented to the association's national player of the year. BYU's Jimmer Fredette is among the 16 finalists selected by the USBWA. Fredette is also a Wooden Award Candidate and has been named the USBWA National Player of the Week, the MWC Player of the Week (three times), the MVP of the HoopTV Las Vegas Classic and the Fiesta Bowl Classic MVP this season. A trio of returning finalists - Kansas' Sherron Collins, Notre Dame's Luke Harangody and Ohio State's Evan Turner - are among the 16 players selected to appear on the ballot. The nation's top two ranked teams are well represented. Joining Collins from the top-ranked Jayhawks is teammate Cole Aldrich. Also, among the finalists is a pair of freshman teammates from No. 2 Kentucky, DeMarcus Cousins and John Wall. The presentation of this year's award will take place on Friday, April 2 at the USBWA's annual awards breakfast at the Columbia Club in Indianapolis in conjunction with the NCAA Men's Final Four. The breakfast will also honor the winner of the Henry Iba Award, the association's coach of the year. The Oscar Robertson Trophy is voted on by the entire membership of the association, which consists of nearly 900 journalists. The ballot will be distributed to the membership on Mon., March 1. The Oscar Robertson Trophy is awarded to the USBWA's Player of the Year. It is the nation's oldest award and the only one named after a former player. The legendary Oscar Robertson was the USBWA's first player of the year in 1959. The USBWA renamed its player of the year award the Oscar Robertson Trophy in 1998. The U.S. Basketball Writers Association was formed in 1956 at the urging of then-NCAA Executive Director Walter Byers. Today, it is one of the most influential organizations in college basketball.

IMPROVED DEPTH

BYU's bench has scored at least 21 points 23 times and in double figures in 34 games this season. Last season the BYU bench scored 20-plus points just eight times all season. The bench exploded for a season-best 61 points at TCU, led by Jonathan Tavener's season-high 23 points and Charles Abouo's career-high 22 points.

2009-10 OFFENSIVE TRENDS (BYU-OPPONENT)

	PTS/PAINT	(Margin)	PTS OFF T.O.	(Margin)	2ND CHANCE PTS	(Margin)	FASTBREAK PTS	(Margin)	BENCH PTS	(Margin)	BIG RUN	BIG LEAD
BRADLEY	16-16	(0)	19-12	(+7)	15-11	(+4)	0-2	(-2)	21-24	(-3)	8-0/8-0	13/2
IDAHO STATE	36-16	(+20)	25-4	(+21)	19-12	(+7)	10-0	(+10)	30-12	(+18)	15-0/6-0	35/3
at Hawai'i	40-28	(+12)	32-8	(+24)	13-10	(+3)	2-0	(+2)	23-21	(+2)	13-0/5-0	22/2
SOUTHERN	48-22	(+26)	40-7	(+33)	25-10	(+15)	12-2	(+10)	46-11	(+35)	14-0/5-0	56/2
WEBER STATE	24-26	(-2)	16-18	(-2)	14-7	(+7)	8-8	(0)	25-20	(+5)	13-0/8-0	18/3
at Utah State	16-26	(-10)	5-4	(+1)	5-13	(-8)	0-0	(0)	11-13	(-2)	9-0/8-0	8/15
vs. San Francisco	33-22	(+11)	20-7	(+13)	9-5	(+4)	21-2	(+19)	23-15	(+8)	10-0/6-0	32/1
ARIZONA STATE	24-26	(-2)	8-4	(+4)	16-2	(+14)	6-8	(-2)	18-19	(-1)	7-0/9-0	20/3
Fresno State	22-38	(-16)	22-22	(0)	14-9	(+5)	19-6	(+13)	18-12	(+6)	7-0/10-0	17/5
WAGNER	36-28	(+8)	11-12	(-1)	12-18	(-6)	12-2	(+10)	32-34	(-2)	14-0/5-0	22/0
EASTERN WASHINGTON	46-18	(+28)	20-4	(+16)	19-0	(+19)	8-4	(+4)	34-9	(+25)	33-0/5-0	58/2
vs. Nevada	42-48	(-6)	21-14	(+7)	12-18	(-6)	0-0	(0)	15-14	(+1)	6-0/6-0	10/4
vs. Nebraska	30-24	(+6)	18-16	(+2)	8-3	(+5)	8-0	(+8)	26-43	(-17)	13-0/9-0	32/0
at Arizona	28-34	(-6)	27-17	(+10)	6-11	(-5)	8-2	(+6)	12-10	(+2)	15-0/10-0	33/2
EASTERN NEW MEXICO	44-20	(+24)	14-14	(0)	16-11	(+5)	10-2	(+8)	41-22	(+19)	14-0/4-0	49/0
UNLV	30-34	(+4)	16-14	(+2)	15-12	(+3)	4-12	(-8)	28-26	(+2)	7-0/6-0	5/8
at UTEP	26-24	(+2)	21-24	(-3)	2-10	(-8)	4-5	(-1)	40-23	(+17)	8-0/7-0	13/7
at Air Force	26-14	(+12)	12-9	(+3)	6-7	(-1)	4-2	(+2)	25-30	(-5)	13-0/6-0	27/2
COLORADO STATE	32-18	(+14)	30-10	(+20)	11-6	(+5)	14-0	(+14)	43-19	(+24)	12-0/5-0	46/1
WYOMING	28-22	(+6)	15-11	(+4)	10-8	(+2)	4-6	(-2)	18-25	(-7)	12-0/5-0	18/0
at San Diego State	18-40	(-22)	8-14	(-6)	11-14	(-3)	4-9	(-5)	9-20	(-11)	15-0/9-0	12/5
at New Mexico	28-32	(-4)	13-13	(0)	14-16	(-2)	15-8	(+7)	19-19	(0)	6-0/6-0	3/9
UTAH	38-24	(+14)	16-10	(+6)	8-10	(-2)	12-0	(+12)	16-18	(-2)	6-0/6-0	18/0
TCU	18-24	(-6)	11-6	(+5)	12-4	(+8)	4-4	(0)	21-30	(-9)	10-0/5-0	20/0
at UNLV	22-28	(-6)	11-17	(-6)	10-12	(-2)	4-6	(-2)	30-25	(+5)	7-0/13-0	0/29
AIR FORCE	24-12	(+12)	30-11	(+19)	14-6	(+8)	4-0	(+4)	37-22	(+15)	13-0/7-0	46/1
at Colorado State	28-28	(0)	11-11	(0)	15-7	(+8)	4-6	(-2)	16-17	(-1)	7-0/6-0	24/1
at Wyoming	26-24	(+2)	12-5	(+7)	19-7	(+12)	2-0	(+2)	24-14	(+10)	11-0/5-0	22/0
SAN DIEGO STATE	34-38	(-4)	23-9	(+14)	7-10	(-3)	20-4	(+16)	23-13	(+10)	11-0/7-0	18/2
NEW MEXICO	40-36	(+4)	16-5	(+11)	17-16	(+1)	10-4	(+6)	34-14	(+20)	7-0/7-0	5/10
at Utah	28-16	(+12)	15-7	(+8)	8-12	(-4)	6-5	(+1)	44-29	(+15)	14-0/7-0	29/0
at TCU	34-28	(+6)	32-17	(+15)	10-14	(-4)	4-4	(0)	61-36	(+25)	11-0/11-0	32/14
vs. TCU	28-26	(+2)	16-15	(+1)	8-4	(+4)	4-9	(-5)	19-20	(-1)	8-0/8-0	15/3
vs. UNLV	20-26	(-6)	12-17	(-5)	0-4	(-4)	10-2	(+8)	12-22	(-10)	8-0/9-0	5/11
vs. Florida	28-44	(-16)	25-7	(+18)	11-16	(-5)	2-4	(-2)	34-11	(+23)	10-0/8-0	13/7
vs. Kansas State												
SEASON TOTALS	1041/930	(+111)	643-395	(+248)	411-335	(+76)	259-128	(+131)	928-708	(+220)		
TIMES LED (BYU/OPP/TIE)	19/14/2		25/6/4		20/15/0		20/10/5		21/13/1			
RECORD (W/L/T)	18-1/10-4/2-0		23-2/4-2/3-1		19-1/11-4/0-0		17-3/9-1/4-1		19-2/11-2/0-1			



2009-10 MWC STANDINGS (AS OF 3/18/10)

	MWC	Overall	Streak
New Mexico (8/8)	14-2	30-4	W1
BYU (14/15)	13-3	30-5	W1
UNLV (-/rv)	11-5	25-9	L2
San Diego State	11-5	25-9	L1
Colorado State	7-9	16-16	L2
Utah	7-9	14-17	L3
TCU	5-11	13-19	L3
Wyoming	3-13	10-21	L2
Air Force	1-15	10-21	L1

2009-10 MWC PLAYERS OF THE WEEK

Nov. 16	Jimmer Fredette, Jr., G, BYU
Nov. 23	Darlington Hobson, Jr., G/F, New Mexico
Nov. 30	Grant Parker, Sr., F, Air Force
Dec. 7	Roman Martinez, Sr., F, New Mexico
Dec. 14	Roman Martinez, Sr., F, New Mexico
	Kawhi Leonard, Fr., F, San Diego State
Dec. 21	Edvinas Ruzgas, Sr., G, TCU
Dec. 28	Jimmer Fredette, Jr., G, BYU
Jan. 4	Jimmer Fredette, Jr., G, BYU
Jan. 11	Jonathan Tavernari, Sr., G/F, BYU
	Andy Ogide, Jr., F, CSU
Jan. 18	A.J. Hardeman, So., F, New Mexico
Jan. 25	Tre'Von Willis, Jr., G, UNLV
Feb. 1	Jimmer Fredette, Jr., G, BYU
Feb. 8	Tre'Von Willis, Jr., G, UNLV
	Darlington Hobson, Jr., G/F, New Mexico
Feb. 15	Kawhi Leonard, Fr., F, San Diego State
Feb. 22	Jimmer Fredette, Jr., G, BYU
March 1	Dairese Gary, Jr., G, New Mexico
March 8	Kawhi Leonard, Fr., F, San Diego State

2009-10 All-MWC AWARDS

All-MWC First Team

Jimmer Fredette, Jr., G, 6-2, 195, BYU
 Dairese Gary, Jr., G, 6-1, 205, New Mexico
 Darlington Hobson, Jr., G/F, 6-7, 205, New Mexico
 Kawhi Leonard, Fr., F, 6-6, 210, San Diego State
 Tre'Von Willis, Jr., G, 6-4, 195, UNLV

All-MWC Second Team

Jackson Emery, Jr., G, 6-3, 185, BYU
 Andy Ogide, Jr., F, 6-9, 245, Colorado State
 Roman Martinez, Sr., F, 6-6, 185, New Mexico
 Malcolm Thomas, Jr., F, 6-9, 220, San Diego State
 Ronnie Moss, So., G, 6-2, 195, TCU

All-MWC Third Team

Tyler Haws, Fr., G, 6-5, 200, BYU
 Jonathan Tavernari, Sr., F, 6-6, 215, BYU
 Chace Stanback, So., G/F, 6-8, 210, UNLV
 Carlton Brown, Jr., G, 6-5, 205, Utah
 Desmar Jackson, Fr., G, 6-5, 190, Wyoming

MWC All-Defensive Team

Jackson Emery, Jr., G, 6-3, 185, BYU
 Dairese Gary, Jr., G, 6-1, 205, New Mexico
 Chace Stanback, So., G/F, 6-8, 210, UNLV
 Tre'Von Willis, Jr., G, 6-4, 195, UNLV
 David Foster, So., C, 7-3, 255, Utah

Player of the Year

Darlington Hobson, New Mexico

Sixth Man of the Year

Jonathan Tavernari, BYU

Defensive Player of the Year

David Foster, Utah

Freshman of the Year

Kawhi Leonard, San Diego State

Newcomer of the Year

Darlington Hobson, New Mexico

Coach of the Year

Steve Alford, New Mexico

IN THE 10 YEARS OF THE MWC ...

- BYU has had nine 20-win seasons, leading all MWC schools. UNLV has had seven, Utah six, San Diego State six, New Mexico four and Air Force and Wyoming three.
- BYU has had the league's top RPI three times, been second three times and third on four occasions. The Cougars were third in 2008-09 (37) behind Utah (14) and San Diego State (31).
- BYU has the most overall wins (243).
- BYU also has the most conference wins (112).
- BYU is tied for the most MWC regular-season titles (five).
- BYU is one of six MWC teams to win the MWC Tournament title.

TEAM

MWC STATS (THRU 3/11/10)	ALL	CONF
Scoring Offense	1st	1st
Scoring Defense	4th	5th
Scoring Margin	1st	1st
FT Percentage	1st	1st
FG Percentage	1st	3rd
FG Percentage Defense	2nd	2nd
3FG Percentage	1st	1st
3FG Percentage Defense	2nd	3rd
Rebounding Offense	2nd	2nd
Rebounding Defense	4th	8th
Rebounding Margin	3rd	3rd
Blocked Shots	4th	3rd
Assists	2nd	2nd
Steals	1st	1st
Turnover Margin	2nd	1st
Assist/Turnover Ratio	2nd	2nd
Offensive Rebounds	4th	3rd
Defensive Rebounds	1st	1st
Defensive Reb Pct	2nd	2nd
Offensive Reb Pct	4th	4th
3-FG Made	1st	1st

NCAA STATS (THRU 3/11/10) RANK ACTUAL

Won-Lost Percentage	5	87.9
Scoring Offense	2	83.5
Scoring Defense	87	65.0
Scoring Margin	1	18.5
Field-Goal Percentage	9	48.8
Field-Goal Pct Defense	48	40.3
3-Point Field Goals/Game	26	8.1
3-Point Field-Goal Pct	3	42.1
Three Pt FG Defense	105	32.8
Free-Throw Percentage	1	78.4
Rebound Margin	27	5.2
Assists Per Game	18	16.1
Assist Turnover Ratio	12	1.4
Blocked Shots Per Game	130	3.7
Steals Per Game	25	8.5
Turnovers Per Game	31	11.5
Turnover Margin	12	4.1
Personal Fouls Per Game	68	17.0

INDIVIDUAL

MWC (THRU 3/11/10)
Scoring
Rebounding
FG Percentage
Assists
FT Percentage
Steals
3FG Percentage
3FG Made/Game
Blocked Shots
Assist/TD Ratio
Offensive Rebounds
Defensive Rebounds
Minutes Played

TOP BYU PLAYER - ALL

Jimmer Fredette - 1st
Noah Hartssock - 13th
Jackson Emery - 5th
Jimmer Fredette - 2nd
Tyler Haws - 1st
Jackson Emery - 1st
Jimmer Fredette - 1st
Jackson Emery - 2nd
Noah Hartssock - 3rd
Jimmer Fredette - 3rd
N/A
Jonathan Tavernari - 6th
N/A

TOP BYU PLAYER - CONF.

Jimmer Fredette - 2nd
Noah Hartssock - 13th
Jackson Emery - 7th
Jimmer Fredette - 16th
Tyler Haws - 1st
Jackson Emery - 1st
Jimmer Fredette - 1st
Jimmer Fredette - 2nd
Noah Hartssock - 2nd
Jimmer Fredette - 5th
N/A
Jonathan Tavernari - 8th
N/A

MWC TEAM HIGHS

Margin
Field Goals Made
Field Goal Attempts
Field Goal %
3-Pt Field Goals Made
Free Throw Pct
Rebounds
Assists

BYU RANK

1st
2nd
2nd
2nd
1st
2nd
T2nd
1st
1st
2nd
T1st

ACTUAL

57 vs. Eastern Washington
56 vs. Southern
42 vs. Southern
78 vs. Southern
.642 (34-53) vs. Eastern Washington
.633 (38-60) vs. Nevada
14 at Arizona
1,000 (12-12) vs. San Francisco
1,000 (8-8) at San Diego State
50 vs. Eastern New Mexico
27 vs. Southern

MWC PLAYER HIGHS

Points
Field Goals Made
Field Goal Attempts
3-Pt Field Goals Made
Free Throws Made
Free Throw Attempts
Free Throw %
Steals

BYU PLAYER - RANK

Jimmer Fredette - 1st
Jimmer Fredette - 2nd
Jimmer Fredette - 1st
Jimmer Fredette - T1st
Jimmer Fredette - T1st
Jimmer Fredette - T1st
Jimmer Fredette - 1st
Jimmer Fredette - 1st
Jimmer Fredette - T1st
Tyler Haws - T1st
Jackson Emery - 1st
Jackson Emery - T2nd

ACTUAL

49 at Arizona
45 vs. TCU, MWC
16 at Arizona
23 at Arizona
23 vs. Utah
23 vs. TCU, MWC
9 at Arizona
23 vs. TCU, MWC
24 vs. TCU, MWC
1,000 vs. Weber State
1,000 at Wyoming
6 vs. Utah
5 vs. Southern, SDSU, New Mexico, at TCU

NCAA (THRU 3/11/10)

Points Per Game
Field Goal Percentage
3-Point Field Goals/Game
Free-Throw Pct
Assists Per Game
Blocked Shots Per Game
Steals Per Game
Assist Turnover Ratio

BYU PLAYER - RANK

Jimmer Fredette - 12
Jimmer Fredette - 136
Jimmer Fredette - 80
Jackson Emery - 126
Tyler Haws - 5
Jimmer Fredette - 14
Jimmer Fredette - 62
Noah Hartssock - 139
Jackson Emery - 4
Jimmer Fredette - 121

ACTUAL

21.4
46.3
2.4
2.2
90.9
89.0
4.7
1.4
2.7
1.86

2009-10 NUMERICAL ROSTER

NO.	NAME	POS.	HT.	WT.	YR.	EXP.	HOMETOWN (PREVIOUS SCHOOL)
0	Brandon Davies	F	6-9	230	Fr.	HS	Provo, Utah (Provo HS)
1	Charles Abouo	G/F	6-5	210	So.	1L	Abidjan, Cote d'Ivoire (Brewster Academy)
2	Lamont Morgan, Jr.	G	5-10	170	Sr.	1L	Pomona, Calif. (Saddleback CC)
4	Jackson Emery	G	6-3	185	Jr.	2L	Alpine, Utah (Lone Peak HS)
10	Michael Loyd, Jr.	G	6-1	170	So.	1L	Las Vegas, Nev. (Palo Verde HS)
12	Logan Magnusson	F	6-6	210	Jr.	TR	Heber City, Utah (Salt Lake CC)
13	Brock Zylstra	G/F	6-6	205	Fr.	RS	La Verne, Calif. (Bonita HS)
15	James Anderson	F/C	6-10	230	So.	1L	Page, Ariz. (Page HS)
23	Tyler Haws	G	6-5	200	Fr.	HS	Alpine, Utah (Lone Peak HS)
32	Jimmy Fredette	G	6-2	195	Jr.	2L	Glens Falls, N.Y. (Glens Falls HS)
34	Noah Hartsock	F	6-8	215	So.	1L	Bartlesville, Okla. (Bartlesville HS)
45	Jonathan Tavernari	F	6-6	215	Sr.	3L	Sao Bernardo, Brazil (Bishop Gorman HS)
54	Chris Miles	F/C	6-11	235	Sr.	3L	Provo, Utah (Timpview HS)

PRONUNCIATION GUIDE

CHARLES ABOUO
a-BOO-oh

JIMMER FREDETTE
Frah-debt

LOGAN MAGNUSSON
MAHG-nuh-sun

JONATHAN TAVERNARI
tah-ver-NAHR-ee

BROCK ZYLSTRA
ZIL-strah

TERRY NASHIF
NASH-if

ROBERT RAMOS
RAY-mus

Head Coach: Dave Rose, 5th year (Houston, 1983)

Associate Head Coach: Dave Rice (UNLV, 1991)

Assistant Coaches: John Wardenburg (BYU, 1986); Terry Nashif (BYU, 2005)

Director of Basketball Operations: Tim LaComb (Utah, 2006)

Team Trainer: Robert Ramos (BYU, 1995)

2009-10 SEASON / CAREER HIGHS				
#	PLAYER	POINTS	REBOUNDS	ASSISTS
0	DAVIES, Brandon Career:	21 at Utah same	10 at Air Force same	2 at TCU same
1	ABOUO, Charles Career:	22 at TCU same	8 vs. Eastern New Mexico, vs. CSU same	3 five times, last at TCU same
2	MORGAN, JR., Lamont Career:	6 vs. Eastern New Mexico, vs. TCU 12 vs. Western Oregon, vs. SDSU (08-09)	4 vs. Eastern New Mexico 5 vs. TCU (08-09)	7 vs. Southern, vs. ENM same
4	EMERY, Jackson Career:	25 vs. Nevada same	8 vs. Nebraska same	9 at UTEP 9 vs. Pepperdine (08-09), at UTEP (09-10)
10	LOYD, JR., Michael Career:	26 vs. Florida same	6 at Utah same	4 vs. Wagner, vs. Eastern Washington same
12	MAGNUSSON, Logan Career:	6 vs. Eastern New Mexico same	5 vs. Southern same	1, seven times, last at Wyo same
13	ZYLSTRA, Brock Career:	5 vs. Eastern New Mexico same	5 vs. Eastern New Mexico same	1 vs. Eastern New Mexico same
15	ANDERSON, James Career:	7 vs. Wagner 16 vs. CSU (08-09)	5 vs. Wagner 7 vs. Boise State, vs. CSU (08-09)	1 vs. ENM, vs. TCU 2 vs. Boise State (08-09)
23	HAWS, Tyler Career:	24 vs. Wyoming same	11 vs. Arizona State, at UTEP same	6 vs. Idaho State same
32	FREDETTE, Jimmy Career:	49 at Arizona same	7 at Utah State, at Arizona, at UNLV 8 at Wyoming (08-09)	10 vs. Southern 10 at Utah (08-09), vs. Southern (09-10)
34	HARTSOCK, Noah Career:	17 vs. UNLV same	12 at Colorado State same	6 vs. Eastern New Mexico same
45	TAVERNARI, Jonathan Career:	23 at TCU 29 vs. No. 6 Louisville (07-08)	9 vs. UNLV 13 vs. UNLV (08-09)	4 vs. Arizona State 6 at Weber State (08-09)
54	MILES, Chris Career:	14 vs. Southern 24 vs. Cal Poly (08-09)	11 vs. TCU same	3 at Fresno State, vs. Wyoming, vs. Utah 4, twice, last vs. Portland (08-09)



Since becoming head coach of the BYU men's basketball program on April 11, 2005, Dave Rose has guided the Cougars to an impressive array of on-the-court awards and accolades while his unassuming approach to service and the community has been recognized at the top of his profession.

Cougar fans have had plenty to "Rise and Shout" about with Rose at the helm. He has produced a four-year resume that is nearly unmatched. His 97 victories place him tied for 12th for best career starts by wins in NCAA history, behind the likes of Mark Few, Jamie Dixon, Roy Williams and Jim Boeheim. Rose has returned BYU to the

national stage with three-straight appearances in the top-25 polls and three-straight NCAA Tournament berths. Under his tutelage, Rose's teams have not only broken into the top-25 rankings but also achieved the MWC's first-ever two-time outright league championships while adding a third in 2009 (shared with Utah and New Mexico). Rose is the only BYU men's basketball coach to win conference coach-of-the-year honors in back-to-back seasons. He has also received district coach of the year accolades and honorable mention for national coach of the year. Another evidence of Rose's commitment to excellence is that his basketball program ranks in the top 10 percent nationally in multi-year NCAA Academic Progress Rate scores. As a result, the NCAA has honored BYU with Public Recognition awards in each of the past three seasons for their high academic achievement.

Rose first came to BYU as an assistant in 1997 to help newly hired head coach Steve Cleveland rebuild the Cougar program. Rose served eight seasons with Cleveland, including the last five as associate head coach, before being promoted to BYU's head job. Rose played a vital role in rebuilding BYU's program from an inherited 1-25 team into a regular NCAA Tournament participant and 20-game winner. BYU has qualified for postseason play in nine of the past 10 seasons, including six NCAA bids, while claiming five MWC titles. A strong evaluator of talent with a vast network of coaching connections across the country, Rose has a proven record as a top recruiter. He has been recognized as one of college basketball's top-25 recruiters as BYU has had multiple top-20 recruiting classes with Rose overseeing or coordinating its efforts. Ten recruits have earned conference newcomer honors or a major league award in their first season as a Cougar in the 12 years Rose has been in Provo.

- Jonathan Tavernari (2006-07 MWC Freshman of the Year)
- Trent Plaisted (2005-06 MWC Freshman of the Year, 2nd-team All-MWC)
- Mike Hall (2003-04 MWC Defensive Player of the Year, 3rd-team All-MWC)
- Rafael Araujo (2002-03 Newcomer of the Year, MWC media poll, 3rd-team All-MWC)
- Jared Jensen (2001-02 MWC Co-Freshman of the Year)
- Trent Whiting (2000-01 MWC Newcomer Team, 2nd-team All-MWC)
- Terrell Lyday (1999-2000 MWC Newcomer of the Year, All-Tournament Team)
- Mark Bigelow (1998-99 WAC Freshman of the Year, Newcomer Team, 2nd-team All-WAC)
- Mekeli Wesley (1997-98 WAC Newcomer Team)
- Ron Selleaze (1997-98 WAC Newcomer of the Year, Newcomer Team, 2nd-team All-WAC)

With 26 years of coaching experience—including 14 seasons as a head coach at the Division I, junior college and high school levels—Rose has a proven record of constant success. Prior to coming to BYU as an assistant in 1997, Rose compiled a 167-57 record at Dixie State College (St. George, Utah). Before being promoted to the head coaching position at Dixie, Rose served as a Rebel assistant coach under Ken Wagner for three seasons. Rose coached multiple sports at Millard and Pine View high schools in Utah before joining the staff at Dixie.

Rose excelled in both baseball and basketball as a two-sport athlete at Dixie State College in St. George, Utah, before serving a full-time mission for The Church of Jesus Christ of Latter-day Saints in Manchester, England, from 1977-79. Upon returning home, he transferred to the University of Houston where he completed his degree and was a shooting guard and co-captain of the famous "Phi Slamma Jamma" team featuring Hakeem Olajuwon and Clyde Drexler. In 1983 his Houston team was ranked No. 1 nationally and finished as the national runner-up.

A native of Houston, Texas, Rose and his wife Cheryl have three children and two grandchildren. Currently the Honorary Chairman of the Children with Cancer Christmas

Foundation, Rose works with his wife, Cheryl, and the team to annually serve and comfort local families who endure the challenges of raising a child who has cancer. Dave and Cheryl are also actively involved in a variety of other service and community initiatives. In 2008, Rose was honored by the National Association of Basketball Coaches with its Game Pillar Award for Service, one of only four Pillar Awards (Education, Leadership, Service and Advocacy) that the Association annually bestows on the most deserving among its vast membership. In 2008, Rose also became the 63rd recipient of the Dale Rex Memorial Award given annually to the person who has done the most for amateur athletics in the state of Utah.

COMMENTING ON ROSE

"Dave Rose is one of the best coaches I have ever known. He is not only the best at preparing you to succeed against your opponent by preparing game plans but also the greatest motivator I have ever been around. He has a special way to communicate with the players and instill confidence that enables you to play at the highest level every game. When my career at BYU came to an end, he continued to help me choose an agent, go to NBA camps and NBA workouts and begin my professional career. He never stopped supporting and believing in me. I will always be grateful for what he has done for me and continues to do for me now."

– Travis Hansen, Former BYU Cougar and Atlanta Hawk, playing professionally in Russia

"I have never been around a coach who had a feel for what makes each player tick like Coach Rose. The game plans he prepared were usually right on, and if we executed them we won the game. He is a coach that you not only want to play for but also would sacrifice almost anything for. He has been one of the most influential people in my basketball career, and I will forever benefit from his lessons on basketball and life. I've never seen any other coach like him."

– Mark Bigelow, Former BYU Cougar, playing professionally in Spain

"Dave Rose has done an outstanding job of establishing BYU as one of the premier programs in the Western United States. He's an outstanding teacher of the game, and equally important, is an outstanding person who demands the most out of his players both on and off the court. He's a credit to the coaching profession, and BYU is very fortunate to have him as its coach."

– UCLA Head Coach Ben Howland

"I'm impressed with the preparation of BYU and the poise they demonstrate. That's definitely a credit to Dave Rose and his coaching staff. Rose looks young, but he's got a lot of experience. He's done a nice job as a head coach ... He has experience at the highest levels of college basketball, both as a player and a coach."

– ESPN Game Analyst Steve Lavin

WORTH NOTING

- Dave Rose has a .754 winning percentage as a college head coach (294-96), including a 25-8 (.758) record in 2008-09, a 27-8 (.771) mark in 2007-08 and a 167-57 (.747) record in seven seasons at Dixie State College.
- Dave Rose was named the Mountain West Conference Coach of the Year each of his first two seasons, becoming the first-ever BYU men's basketball coach to win back-to-back league coach-of-the-year honors.
- With a record of 64-16 in MWC games, Rose has the highest league winning percentage (.800) in conference history.
- By winning a share of the MWC regular season title in 2008-09, Rose is tied for the most titles in league history and is the only coach to have two outright regular season titles.
- BYU was the second-most improved team in the nation in 2005-06 under Rose and his coaching staff in their first season.
- The BYU coaching staff has more than 60 years of combined coaching experience.
- The BYU coaching staff has playing experience in NCAA Final Fours, including a National Championship.
- The BYU coaching staff has played with or coached 27 NBA players

ROSE DIVISION I COACHING LEDGER					
School Season	Overall	MWC	MWC Tourney	NCAA/NIT	
BYU 2005-06	20-9	12-4	0-1	0-1 NIT	
BYU 2006-07	25-9	13-3	2-1	0-1 NCAA	
BYU 2007-08	27-8	14-2	2-1	0-1 NCAA	
BYU 2008-09	25-8	12-4	1-1	0-1 NCAA	
BYU 2009-10	29-5	13-3	1-1	1-0	
DIVISION I TOTAL	127-39 (.765)	64-16 (.800)	6-5 (.545)	1-4	



Brandon Davies
6-9 • 230 • freshman • forward
Provo, Utah / Provo HS

LAST OUTING: Had 6 boards, 1 block and 1 steal in 19 minutes against Florida in the first round of the NCAA Tournament

SUMMARY: An athletic big man and excellent low post scorer, Davies helped lead Provo High School to back-to-back 4A state titles as a sophomore and junior and a second-place finish as a senior. Known for his ability to run the floor and his soft hands, Davies earned first-team all-state honors his senior year.

TRACKING DAVIES IN 2009-10: Had 6 boards, 1 block and 1 steal in 19 minutes against Florida in the first round of the NCAA Tournament ... at UNLV in the MWC Semifinals made his first career start, posting 3 points and 6 rebounds ... posted 2 points and 1 rebound vs. TCU in the MWC Quarterfinals ... scored 9 points with 8 rebounds, 2 assists and 1 steal at TCU ... had career highs of 21 points, 7-of-9 from the field and 7-of-11 from the free throw line to lead all scorers at Utah while adding 7 rebounds and 1 steal ... scored 7 points with 1 rebound and 1 block against New Mexico ... had 6 points on 3-of-5 shooting and added 3 boards vs. San Diego State ... had 1 rebound at Wyoming ... had 1 assist in 6 minutes at Colorado State ... had a career-high 2 steals against Air Force with 3 points and 2 rebounds ... saw 3 minutes against TCU ... scored 4 points with 1 rebound in 10 minutes against Utah ... at New Mexico, had 4 boards and 1 steal ... had 2 points and 2 rebounds at SDSU ... versus Wyoming, had 5 points and 1 rebound ... had 8 points, 4 rebounds and a block against Colorado State ... recorded his first double-double, adding 10 points to career highs of 11 rebounds, 3 blocked shots and 26 minutes at Air Force ... matched a career high with 14 points at UTEP, adding 1 board and 1 assist ... played tough defense inside late against UNLV, adding 4 points, 4 boards, and 1 steal ... contributed 8 points, 1 rebound, 1 block and 1 steal in 14 minutes against Eastern New Mexico ... at Arizona, scored 6 points to go with 2 rebounds and 1 steal in 13 minutes ... scored a career-high 14 points vs. Nebraska on 6-of-7 shooting to go with 4 rebounds ... posted 8 points on 3-of-5 shooting to go with 3 boards and 1 steal

vs. Nevada in the HoopTV Las Vegas Classic ... set a new career high with 12 points on 5-of-5 shooting, adding 1 block ... had 3 rebounds, an assist and a block against Wagner ... collected 2 rebounds, 1 point, 1 assist and 1 block in six minutes against Fresno State ... against Arizona State, had 3 rebounds, 1 assist, and two points off a one-handed dunk ... scored 4 points along with 3 rebounds and 1 block against San Francisco ... saw 7 minutes of action at Utah State ... upped his career high to 10 points, all in the first half (3-3 FG, 4-4 FT), adding 4 rebounds and 1 steal versus Weber State ... snagged a career-high 8 rebounds and scored 8 points to go with 1 block and 1 steal against Southern ... at Hawaii, recorded a new career-high 6 points (3-3), 1 rebound and 1 assist ... posted 2 points, 4 rebounds, 1 assist and 1 block vs. Idaho State ... came off the bench to score 3 points, grab 3 rebounds and block one shot in 10 minutes against Bradley.

BEFORE BYU: PROVO HIGH SCHOOL: Played for Craig Drury at Provo High School ... helped lead the Bulldogs to state titles as a sophomore and junior and a second-place finish as a senior ... named first-team all-state by the Salt Lake Tribune and Deseret News as a senior ... averaged 14.0 points and 6.0 rebounds while leading Provo to a 17-1 record, including 10-0 in region placed ... named to Long Beach Press-Telegram Best in the West Second Team played in Utah Valley All-Star Classic and earned MVP honors ... played in UBCA All-Star game ... played for Mike O'Connor, Todd Phillips and John Palica for Utah Pump-N-Run club team.

PERSONAL: Mother is Linda Kathleen Davies ... has one brother and one sister ... lists Dwight Howard as his sports hero ... also recruited by Utah, Gonzaga, Utah State, Cal Berkeley, Washington State, Penn State and Santa Clara.

Brandon Davies – 2009-10 Game-by-Game

Opponent	Date	GS	Min	TOTAL			3PTS			REBOUNDS			PF	FO	A	TO	Blk	Stl	Pts	Avg				
				FG	FGA	Pct	3FG	FGA	Pct	FT	FTA	Pct									Off	Def	Tot	
BRADLEY	11/13/09	10	1	1	1,000	0	0	.000	1	4	250	3	0	3	3.0	4	0	2	1	0	3	3.0		
IDAHO STATE	11/17/09	14	0	1	.000	0	0	.000	2	2	1,000	1	3	4	3.5	2	0	1	0	1	0	2	2.5	
at Hawaii	11/20/09	10	3	3	1,000	0	0	.000	0	0	.000	0	1	1	2.7	1	0	1	1	0	0	6	3.7	
SOUTHERN	11/24/09	18	4	7	.571	0	0	.000	0	0	.000	2	6	8	4.0	3	0	2	1	1	8	4.8		
WEBER STATE	11/27/09	11	3	3	1,000	0	0	.000	4	4	1,000	2	2	4	4.0	1	0	0	0	1	10	5.8		
at Utah State	12/02/09	7	0	1	.000	0	0	.000	0	0	.000	0	0	3.3	1	0	1	0	0	0	0	4	4.8	
vs San Francisco	12/05/09	15	1	2	.500	0	0	.000	2	2	1,000	0	3	3.3	3	0	0	4	1	0	4	4.7		
ARIZONA STATE	12/08/09	17	1	1	1,000	0	0	.000	0	0	.000	1	2	3	3.3	3	0	1	1	0	0	2	4.4	
at Fresno State	12/12/09	6	0	0	.000	0	0	.000	1	4	250	1	1	2	3.1	3	0	1	0	1	0	1	4.0	
WAGNER	12/17/09	15	0	3	.000	0	0	.000	0	2	.000	1	2	3	3.1	1	0	2	1	0	0	3.6		
EASTERN WASHINGTON	12/19/09	17	5	5	1,000	0	0	.000	2	2	1,000	0	0	2.8	2	0	0	1	0	0	12	4.4		
vs NEVADA	12/22/09	10	3	5	.600	0	0	.000	2	2	1,000	1	2	3	2.8	4	0	1	0	1	8	4.7		
vs Nebraska	12/23/09	14	6	7	.857	0	0	.000	2	6	.333	2	2	4	2.9	4	0	2	0	0	14	5.4		
at Arizona	12/28/09	13	2	5	.400	0	0	.000	2	3	.667	1	1	2	2.9	4	0	0	0	1	6	5.4		
EASTERN NEW MEXICO	01/02/10	14	3	6	.500	0	0	.000	2	2	1,000	0	1	1	2.7	2	0	0	2	1	8	5.6		
UNLV	01/06/10	11	2	5	.400	0	0	.000	0	0	.000	2	2	4	2.8	1	0	3	0	1	4	5.5		
at UTEP	01/09/10	17	5	6	.833	0	0	.000	4	6	.667	0	1	1	2.7	4	0	1	3	0	14	6.0		
at Air Force	01/13/10	26	3	10	.300	0	0	.000	5	5	1,000	4	6	10	3.1	3	0	0	2	3	0	11	6.3	
COLORADO STATE	01/16/10	15	3	4	.750	0	0	.000	2	6	.333	1	3	4	3.2	4	0	0	2	1	0	8	6.4	
WYOMING	01/20/10	13	2	6	.333	0	0	.000	1	2	.500	1	0	1	3.1	3	0	0	2	0	0	5	6.3	
at San Diego State	01/23/10	7	1	2	.500	0	0	.000	0	0	.000	0	2	2	3.0	4	0	0	2	0	0	2	6.1	
at #23/rv New Mexico	01/27/10	6	0	0	.000	0	0	.000	0	0	.000	2	2	4	3.0	4	0	0	2	0	1	0	5.8	
UTAH	01/30/10	10	2	6	.333	0	1	.000	0	0	.000	0	1	1	3.0	1	0	0	0	0	4	6.3		
TCU	02/02/10	3	0	1	.000	0	0	.000	0	0	.000	0	0	0	2.8	0	0	0	0	0	0	5.5		
UNLV	DNP																							
AIR FORCE	02/13/10	12	0	2	.000	0	0	.000	3	7	.429	0	2	2	2.8	2	0	0	2	0	2	3	5.4	
at Colorado State	02/17/10	6	0	1	.000	0	0	.000	0	2	.000	0	0	0	2.7	1	0	1	0	0	0	0	5.2	
at Wyoming	02/20/10	6	0	1	.000	0	0	.000	0	0	.000	0	1	1	2.6	2	0	0	0	0	0	0	5.0	
SAN DIEGO STATE	02/24/10	12	3	5	.600	0	0	.000	0	1	.000	0	3	3	2.6	2	0	0	1	0	0	6	5.0	
NEW MEXICO	02/27/10	11	2	4	.500	0	0	.000	3	6	.500	0	1	1	2.6	1	0	0	1	0	1	7	5.1	
at Utah	03/03/10	25	7	9	.778	0	0	.000	7	11	.636	3	4	7	2.7	4	0	0	2	0	1	21	5.6	
at TCU	03/06/10	24	4	7	.571	0	0	.000	1	1	1,000	0	8	8	2.9	3	0	2	3	0	1	9	5.7	
vs #7 TCU	03/10/10	18	1	3	.333	0	0	.000	0	0	.000	0	1	1	2.8	4	0	0	0	0	0	2	5.6	
at #3 UNLV	03/12/10	* 29	1	3	.333	0	0	.000	1	2	.500	1	5	6	2.9	1	0	0	1	0	0	3	5.5	
vs Florida	03/18/10	19	0	1	.000	0	0	.000	0	2	.000	1	5	6	3.0	4	0	0	2	1	1	0	5.4	
Totals		1	461	68	126	.540	0	1	.000	47	84	560	30	73	103	3.0	86	0	9	45	14	12	183	5.4

CAREER HIGHS

POINTS: 21 at Utah (2010)
 FG MADE: 7 at Utah (2010)
 FG ATT: 10 at Air Force (2010)
 FG %: 1.000 (5-5) vs. Eastern Washington (2009)
 FT MADE: 7 at Utah (2010)
 FT ATT: 11 at Utah (2010)
 FT %: 1.000 (5-5) at Air Force (2010)
 REB: 10 at Air Force (2010)
 ASSISTS: 2 at TCU (2010)
 STEALS: 2 vs. Air Force (2010)
 BLOCKS: 3 at Air Force (2010)
 MINUTES: 29 at UNLV (2010)

SEASON-HIGH POINTS (09-10):

First Half: - 10 vs. Weber State
 Second Half: - 15 at Utah
 Game: - 21 at Utah

Percentage Minimums -
 4 FG, 2 3FG, 3 FT Made



CHARLES ABOU
 6-5 • 210 • sophomore • guard/forward
 Abidjan, Cote D'Ivoire

LAST OUTING: Had 2 points, 1 rebound and 1 assist vs. Florida in the first round of the NCAA Tournament

SUMMARY: A versatile player, Abou was the Utah 3A Player of the Year in 2007 out of Logan High School before playing for Brewster Academy in 2007-08, where he helped his team earn a 31-4 record. Abou played in all 33 games as a freshman in 2008-09 and helped the Cougars finish 25-8, win a share of the MWC regular season title and make a trip to the NCAA Tournament. He averaged 2.9 points and 1.9 rebounds while shooting 42.9 percent from downtown. Played with the Cote d'Ivoire (Ivory Coast) National Team during the summer of 2009 that finished second in the FIBA Africa Championships and qualified for the 2010 World Championships. Abou is a good defender with a solid mid-range game and the ability to drive to the hoop or pull up and hit the three. He has excellent length and athleticism.

TRACKING ABOU IN 2009-10: Had 2 points, 1 rebound and 1 assist vs. Florida in the first round of the NCAA Tournament ... posted 8 points, 5 rebounds and 1 assist at UNLV in the MWC Semifinals ... had 3 points and 1 rebound vs. TCU in the MWC Quarterfinals ... doubled his previous career high with 22 points on 8-of-11 shooting at TCU, adding 5 rebounds and 3 assists ... had 3 points, 3 rebounds, 1 assist and 1 steal at Utah ... had 1 rebound and 1 assist against New Mexico ... posted 4 points, 4 boards, 1 block and 1 steal vs. San Diego State ... had 4 points, 2 boards, 1 assist and 1 steal at Wyoming ... posted 3 points, 7 boards, 1 assist and 1 steal at Colorado State ... against Air Force, had 3 points, 4 rebounds, 1 assist and 1 steal ... had 9 points, 3 boards and 1 steal at UNLV ... scored 5 points, all from the free throw line, adding 4 rebounds, 3 assists, 1 block and 1 steal against TCU ... contributed 6 points and 3 rebounds in 10 minutes against Utah ... had 4 rebounds, 2 points, 1 block and 1 steal at New Mexico ... had the lead-preserving block and was a spark off the bench at San Diego State, finishing with 4 points, 5 boards, 1 steal and 1 block in 11 minutes ... scored 6 points with 3 rebounds and 1 assist against Wyoming ... matched his career highs of 8 rebounds and 3 assists against

Colorado State, adding 10 points and a steal in 16 minutes ... played 7 minutes in a win at Air Force ... at UTEP, had 5 points, 3 rebounds and a steal ... grabbed 3 boards and registered 1 block against UNLV ... had a career-high 8 rebounds against Eastern New Mexico, adding 3 points and 1 assist ... hit his only shot for 2 points against Arizona ... posted 1 point in 3 minutes vs. Nebraska ... posted 2 points and 2 rebounds vs. Nevada in the HoopTV Las Vegas Classic ... scored 9 points, grabbed 2 rebounds and had 2 assists against Eastern Washington ... against Wagner, posted 5 rebounds, 3 assists, 2 points and 1 steal ... played 3 minutes at Fresno State ... netted 5 points in 10 minutes against Arizona State ... against San Francisco scored 4 points to add to 2 rebounds, 1 assist and 1 steal in 8 minutes ... scored 5 points and had 2 rebounds at Utah State ... scored 5 points, all from the free throw line, adding 3 rebounds, 1 assist, 1 block and 1 steal against Weber State ... tied a career high with 11 points, a career-high 3 assists, 3 rebounds, 1 block and 1 steal in 17 minutes against Southern ... scored 2 points and had 1 rebound against Hawaii ... scored 8 points on 3-of-4 shooting to go with a career-high tying 6 rebounds, 1 block and 1 assist vs. Idaho State ... started against Bradley, submitting 4 points, 5 rebounds 2 steals and 1 block.

BEFORE BYU: BREWSTER ACADEMY: Helped Brewster Academy (Wolfeboro, N.H.) set a school record with 31 wins while compiling a 31-4 overall record in 2007-08 ... team won the New England Preparatory School Athletic Conference (NEPSAC) Class A Championship ... advanced to the National Prep School Championship Final Four where Abou scored 19 points in a semifinal loss ... team also won the Maine Central Institute Invitational, Brewster Invitational and New Hampton School Invitational titles ... defeated the China Junior All-Star Team, 111-47 ... coached by Jason Smith.

Charles Abou – 2009-10 Game-by-Game

Opponent	Date	GS	Min	TOTAL			3PTS			REBOUNDS											Pts	Avg				
				FG	FGA	Pct	3FG	FGA	Pct	FT	FTA	Pct	Off	Def	Tot	Avg	PF	FO	A	TO			Blk	Stl		
BRADLEY	11/13/09	*	18	2	7	.286	0	1	.000	0	0	0	0	0	0	0	0	0	0	0	0	2	1	2	4	4.0
IDAHO STATE	11/17/09	*	10	3	4	.750	0	0	.000	2	2	1.000	2	4	6	5.5	1	0	1	1	1	1	1	1	8	6.0
at Hawai'i	11/20/09		14	1	3	.333	0	0	.000	0	0	0	0	0	1	0	1	4.0	2	0	1	0	1	0	1	2.7
SOUTHERN	11/24/09		17	3	5	.600	2	2	1.000	3	4	.750	1	2	3	3.8	0	3	1	1	1	1	1	1	11	6.3
WEBER STATE	11/27/09		13	0	4	.000	0	2	.000	5	6	.833	2	1	3	3.6	1	0	1	0	1	1	0	1	5	6.0
at Utah State	12/02/09		15	1	1	1.000	0	0	.000	3	5	.600	0	2	2	3.3	4	0	0	3	0	0	0	5	5.8	
vs San Francisco	12/05/09		8	1	4	.250	0	1	.000	2	2	1.000	1	1	2	3.1	0	0	1	1	0	1	0	1	4	5.6
ARIZONA STATE	12/08/09		10	2	2	1.000	1	1	1.000	0	0	0	0	0	0	2.8	3	0	0	0	0	0	0	5	5.5	
at Fresno State	12/12/09		3	0	1	.000	0	0	.000	0	0	0	0	0	0	2.4	2	0	0	0	0	0	0	0	0	4.9
WAGNER	12/17/09		19	1	4	.250	0	1	.000	0	2	.000	3	2	5	2.7	3	0	3	3	0	0	1	2	4.6	
EASTERN WASHINGTON	12/19/09		17	2	3	.667	1	1	1.000	4	6	.667	1	1	2	2.6	2	0	2	0	0	0	0	9	5.0	
vs NEVADA	12/22/09		8	1	2	.500	0	0	.000	0	0	0	0	2	2	2.6	0	0	0	0	0	0	0	2	4.8	
vs Nebraska	12/23/09		3	0	1	.000	0	0	.000	1	2	.500	0	0	0	2.4	0	0	0	0	0	0	0	1	4.5	
at Arizona	12/28/09		5	1	1	1.000	0	0	.000	0	0	0	0	0	0	2.2	0	0	0	0	0	0	0	2	4.3	
EASTERN NEW MEXICO	01/02/10		20	1	6	.167	0	2	.000	1	1	1.000	2	6	8	2.6	0	0	1	4	0	0	0	3	4.2	
UNLV	01/06/10		8	0	1	.000	0	0	.000	0	0	0	0	2	1	3	2.6	0	0	0	0	1	0	0	3.9	
at UTEP	01/09/10		8	2	2	1.000	0	0	.000	1	2	.500	0	3	3	2.6	1	0	0	1	0	1	0	1	5	4.0
at Air Force	01/13/10		7	0	2	.000	0	1	.000	0	0	0	0	0	0	2.5	0	0	0	0	0	0	0	0	3.8	
COLORADO STATE	01/16/10		17	4	5	.800	0	0	.000	2	3	.667	3	5	8	2.8	3	0	3	0	0	0	1	10	4.1	
WYOMING	01/20/10		9	3	5	.600	0	0	.000	0	0	0	0	3	3	2.8	2	0	1	0	0	0	0	6	4.2	
at San Diego State	01/23/10		11	2	4	.500	0	0	.000	0	0	0	0	1	4	5	2.9	1	0	0	1	1	1	4	4.2	
at #23/rv New Mexico	01/27/10		15	1	3	.333	0	0	.000	0	0	0	0	1	3	4	3.0	3	0	2	0	1	1	2	4.1	
UTAH	01/30/10		10	3	4	.750	0	0	.000	0	0	0	0	3	3	3.0	0	0	1	0	0	0	0	6	4.2	
TCU	02/02/10		20	0	4	.000	0	2	.000	5	6	.833	1	3	4	3.0	3	0	3	1	1	1	1	5	4.2	
at UNLV	02/06/10		18	3	5	.600	1	2	.500	2	2	1.000	1	2	3	3.0	3	0	0	1	0	1	0	1	9	4.4
AIR FORCE	02/13/10		14	1	2	.500	1	1	1.000	0	0	0	0	4	0	4	3.0	1	0	1	2	0	1	3	4.3	
at Colorado State	02/17/10		16	1	2	.500	1	2	.500	0	0	0	0	7	7	3.2	2	0	1	0	0	1	0	1	3	4.3
at Wyoming	02/20/10		12	2	5	.400	0	2	.000	0	0	0	0	2	0	2	3.1	2	0	1	2	0	1	4	4.3	
SAN DIEGO STATE	02/24/10		15	2	4	.500	0	1	.000	0	0	0	0	4	4	3.2	1	0	0	1	1	1	1	4	4.3	
NEW MEXICO	02/27/10		8	0	0	.000	0	0	.000	0	0	0	0	1	0	1	3.1	3	0	1	0	0	0	0	4.1	
at Utah	03/03/10		14	1	4	.250	0	0	.000	1	2	.500	2	1	3	3.1	0	0	1	0	0	0	1	3	4.1	
at TCU	03/06/10		26	8	11	.727	2	2	1.000	4	6	.667	3	2	5	3.2	1	0	3	2	0	0	0	22	4.7	
vs #7 TCU	03/10/10		9	1	1	1.000	1	1	1.000	0	0	0	0	1	1	3.1	4	0	0	0	0	0	0	3	4.6	
at #3 UNLV	03/12/10		26	3	6	.500	1	2	.500	1	1	1.000	2	3	5	3.1	5	1	1	2	0	0	0	8	4.7	
vs Florida	03/18/10		10	1	2	.500	0	0	.000	0	0	0	0	1	1	3.1	0	0	1	0	0	0	0	2	4.6	
Totals			2	453	57	120	.475	11	27	.407	37	52	.712	39	69	108	3.1	55	1	31	29	9	19	162	4.6	

CAREER HIGHS:

POINTS: 22 at TCU (2010)
 FG MADE: 8 at TCU (2010)
 FG ATT: 11 at TCU (2010)
 FG %: .727 (8-11) at TCU (2010)
 3FG MADE: 2 at CSU (2009), vs. CSU (2009), at TCU (2010)
 3FG ATT: 3 at CSU (2009)
 3FG %: 1.000 (2-2) vs. CSU (2009), at TCU (2010)
 FT MADE: 6 at Pepperdine (2008)
 FT ATT: 6, five times, last at TCU (2010)
 FT %: 1.000 (6/6) at Pepperdine (2008)
 REB: 8 vs. Eastern New Mexico (2009), vs. Colorado St. (2010)
 ASSISTS: 3, five times, last at TCU (2010)
 BLOCKS: 1, 12 times, last vs. SDSU (2010)
 STEALS: 2 vs. SDSU (2009), vs. Bradley (2009)
 MINUTES: 26 at TCU (2010), at UNLV-MWC (2010)

SEASON-HIGH POINTS (09-10):

First Half: 5 vs. Eastern Washington
 Second Half: 8 vs. Idaho State, Southern
 Game: 22 at TCU
 Percentage Minimums – 4 FG, 2 3FG, 3 FT Made

ABOU YEAR-BY-YEAR BYU STATS

YEAR	GP	GS	MIN	AVG	FG	FGA	PCT	3FG	FGA	PCT	FT	FTA	PCT	OFF	DEF	TOT	AVG	PF	FO	A	TO	BLK	STL	PTS	AVG
2008-09	33	1	354	10.7	30	75	.400	9	21	.429	27	42	.643	13	49	62	1.9	33	1	13	22	3	9	96	2.9
2009-10	35	2	453	12.9	57	120	.475	11	27	.407	37	52	.712	39	69	108	3.1	55	1	31	29	9	19	162	4.6
TOTAL	68	3	807	11.9	87	195	.446	20	48	.417	64	94	.681	52	118	170	2.5	88	2	44	51	12	28	258	3.8



LAMONT MORGAN, JR.
 5-10 • 170 • senior • guard
 Pomona, Calif.

LAST OUTING: Did not play vs. Florida

SUMMARY: A lightning quick point guard, Lamont Morgan, Jr., was a key contributor for the Cougars in 2008-09 as they won a share of the MWC regular season title and earned a spot in the NCAA Tournament. Morgan, Jr., averaged 3.6 points and 1.8 assists off the bench while shooting 41.4 percent on threes. He brings excellent ball-handling, court vision and an up-tempo style to the court. Morgan, Jr., redshirted in 07-08 after transferring from Saddleback Community College in Mission Viejo, Calif. A highly successful junior college program, SCC advanced to the state semifinal game in 2007 behind the play of Morgan, who started every game at the point and averaged 4.4 assists per contest.

TRACKING MORGAN, JR. IN 2009-10: Had 1 assist at UNLV ... tied a season high with 6 points by tying a career high with two treys, adding 2 assists against TCU ... played 3 minutes against Utah ... had 1 rebound in 6 minutes at New Mexico ... played 2 minutes at San Diego State ... had 4 points and 1 assist against Wyoming ... against Colorado State, had 5 points, 1 rebound, 1 assist and 1 steal ... hit a three-pointer and had 2 rebounds and 1 assist in 16 minutes at Air Force ... scored 2 points with 1 assist at UTEP ... played 2 minutes against UNLV ... had 7 assists, 6 points and 4 rebounds, all season highs, against Eastern New Mexico ... at Arizona, had 1 rebound and 1 assist ... had 1 assist and 1 steal vs. Nebraska ... played 4 minutes vs. Nevada ... posted 2 assists, 1 point and 1 rebound against Eastern Washington ... against Wagner, added 5 points, 2 rebounds, 2 assists and 1 steal ... at Fresno State, hit one three-pointer and had 1 assist ... recorded 1 assist in six minutes of play against Arizona State ... shot 2-of-2 from the field and 1-of-1 from the free-throw line for 5 points, 3 assists and 1 steal against San Francisco ... at Utah State, notched a team-high 3 assists, 2 points and 1 board ... played 11 minutes against Weber State ... against Southern, served up a career-high 7

assists, adding 4 points, 2 rebounds and 1 steal ... compiled 2 points, 2 assists, 1 rebound and 1 steal at Hawaii ... had 2 points in 10 minutes of action against Idaho State ... played 3 minutes against Bradley.

BEFORE BYU: SADDLEBACK CC: Helped his team advance to the 2007 state semifinals with a 24-8 overall record and a 10-2 mark in the Orange Empire Conference ... named Orange Empire All-Conference ... started every game at the point, averaging 7.3 points and 4.4 assists per game ... led the team in assists 17 times on the year ... played in all 31 games for the Gauchos in 2005-06, helping his team to a 22-9 overall record ... averaged 3.2 points, 2.7 assists and 2.1 rebounds in his freshman campaign while shooting 80.8 percent from the free-throw line ... led the team in assists 11 times ... season highs of 13 points and seven rebounds ... named a Scholar Baller ... coached by Bill Brummel.

PERSONAL: Has one brother and one sister ... enjoys listening to music, dancing and poetry ... favorite actor is Denzel Washington ... favorite movie is Love and Basketball ... favorite food is Italian ... sports hero is Michael Jordan and non-sports hero is his mom.

Lamont Morgan, Jr. – 2009-10 Game-by-Game

Opponent	Date	GS	Min	TOTAL			3PTS			REBOUNDS			PF	FO	A	TO	Blk	Stl	Pts	Avg					
				FG	FGA	Pct	3FG	FGA	Pct	FT	FTA	Pct									Off	Def	Tot		
BRADLEY	11/13/09	3	0	0	.000	0	0	.000	0	0	0	0	0	0	0	0	0	0	0	0	0.0				
IDAHO STATE	11/17/09	10	1	2	.500	0	0	.000	0	0	.000	0	0	0	0	0	0	0	0	2	1.0				
at Hawaii	11/20/09	7	1	2	.500	0	0	.000	0	0	.000	1	0	1	0.3	0	2	1	0	1	2.13				
SOUTHERN	11/24/09	22	2	3	.667	0	0	.000	0	0	.000	0	2	2	0.8	0	7	2	0	1	4.20				
WEBER STATE	11/27/09	11	0	0	.000	0	0	.000	0	0	.000	0	0	0	0.6	2	0	1	0	0	1.6				
at Utah State	12/02/09	6	1	1	1.000	0	0	.000	0	0	.000	0	1	1	0.7	0	3	0	0	2	1.7				
vs San Francisco	12/05/09	12	2	2	1.000	1	1	1.000	0	0	.000	0	0	0	0.6	0	3	0	0	1	5.21				
ARIZONA STATE	12/08/09	6	0	0	.000	0	0	.000	0	0	.000	0	0	0	0.5	0	1	0	0	0	1.9				
at Fresno State	12/12/09	10	1	2	.500	1	2	.500	0	0	.000	0	0	0	0.4	0	1	1	0	0	3.20				
WAGNER	12/17/09	18	1	1	1.000	1	1	1.000	2	2	1.000	0	2	2	0.6	0	2	2	0	1	5.23				
EASTERN WASHINGTON	12/19/09	16	0	0	.000	0	0	.000	1	2	.500	0	1	1	0.6	1	0	2	2	0	1.22				
vs NEVADA	12/22/09	4	0	1	.000	0	0	.000	0	0	.000	0	0	0	0.6	0	0	0	0	0	2.0				
vs Nebraska	12/23/09	6	0	0	.000	0	0	.000	0	0	.000	0	0	0	0.5	2	1	2	1	0	1.8				
at Arizona	12/28/09	5	0	0	.000	0	0	.000	0	0	.000	1	0	1	0.6	0	1	0	0	0	1.7				
EASTERN NEW MEXICO	01/02/10	* 22	2	3	.667	2	3	.667	0	0	.000	1	3	4	0.8	0	7	2	0	1	6.20				
UNLV	01/06/10	2	0	0	.000	0	0	.000	0	0	.000	0	0	0	0.8	0	0	0	0	0	1.9				
at UTEP	01/09/10	7	1	1	1.000	0	0	.000	0	0	.000	0	0	0	0.7	0	1	1	0	0	2.19				
at Air Force	01/13/10	* 16	1	1	1.000	1	1	1.000	0	0	.000	0	2	2	0.8	1	0	1	0	0	3.19				
COLORADO STATE	01/16/10	16	2	2	1.000	1	1	1.000	0	0	.000	1	1	1	0.8	0	1	1	0	1	5.21				
WYOMING	01/20/10	12	2	3	.667	0	1	.000	0	1	.000	0	0	0	0.8	0	1	1	0	0	4.22				
at San Diego State	01/23/10	2	0	0	.000	0	0	.000	0	0	.000	0	0	0	0.7	0	0	1	0	0	2.1				
at #23/rv New Mexico	01/27/10	6	0	0	.000	0	0	.000	0	0	.000	0	1	1	0.7	1	0	1	0	0	2.0				
UTAH	01/30/10	3	0	1	.000	0	0	.000	0	0	.000	0	0	0	0.7	0	0	0	0	0	2.0				
TCU	02/02/10	11	2	3	.667	2	2	1.000	0	0	.000	0	0	0	0.7	1	0	2	0	0	6.21				
at UNLV	02/06/10	4	0	2	.000	0	1	.000	0	0	.000	0	0	0	0.6	1	0	1	0	0	2.0				
AIR FORCE		DNP																							
at Colorado State		DNP																							
at Wyoming		DNP																							
SAN DIEGO STATE		DNP																							
NEW MEXICO		DNP																							
at Utah		DNP																							
at TCU		DNP																							
vs. TCU		DNP																							
at UNLV		DNP																							
vs. Florida		DNP																							
Totals			2	237	19	30	.633	9	13	.692	3	5	600	3	13	16	0.6	9	0	37	18	0	7	50	2.0

CAREER HIGHS:

POINTS: 12 vs. WOU (2009), vs. SDSU (2009)
 FG MADE: 5 at CSU (2009)
 FG ATT: 8 at CSU (2009)
 FG %: .800 (4-5) vs. WOU (2009), vs. SDSU (2009)
 3FG MADE: 2, six times
 3FG ATT: 3, four times
 3FG %: 1.000 (2/2) 5 times, last vs. TCU (2010)
 FT MADE: 4 at Weber State (2008) vs. AFA-MWC (2009)
 FT ATT: 4 at Weber State (2008), vs. WOU (2009), vs. AFA-MWC (2009)
 FT %: 1.000 (4/4) at Weber State (2008) vs. AFA-MWC (2009)
 REB: 5 vs. TCU (2009)
 ASSISTS: 7 vs. Southern (2009), vs. Eastern New Mexico (2009)
 BLOCKS: 1 vs. CSU (2009), at SDSU (2009)
 STEALS: 2 vs. Rice (2008)
 MINUTES: 28 vs. SDSU (2009)

SEASON-HIGH POINTS (09-10):

First Half: 6 vs. TCU
 Second Half: 3 vs. Eastern New Mexico, vs. Colorado State
 Game: 6 vs. Eastern New Mexico, vs. TCU

Percentage Minimums –
 4 FG, 2 3FG, 3 FT Made

MORGAN, JR. YEAR-BY-YEAR BYU STATS

YEAR	GP	GS	MIN	AVG	FG	FGA	PCT	3FG	FGA	PCT	FT	FTA	PCT	OFF	DEF	TOT	AVG	PF	FO	A	TO	BLK	STL	PTS	AVG
2008-09	33	1	534	16.2	41	89	.461	14	34	.412	23	36	.639	8	37	45	1.4	43	0	60	45	2	15	119	3.6
2009-10	25	2	237	9.5	19	30	.633	9	13	.692	3	5	.600	3	13	16	0.6	9	0	37	18	0	7	50	2.0
TOTAL	58	3	771	13.3	60	119	.504	23	47	.489	26	41	.634	11	50	61	1.1	52	0	97	63	2	22	169	2.9



JACKSON EMERY
 6-3 • 185 • junior • guard
 Alpine, Utah

LAST OUTING: Posted 8 points, 7 rebounds, 1 assist and 1 steal vs. Florida in the first round of the NCAA Tournament

SUMMARY: Known for his competitiveness and clutch play, Jackson Emery is a quick player and solid defender with outstanding leaping ability. A good shooter from long range, he also has the athleticism and creativity to convert inside when going to the basket. He was a solid contributor as a freshman prior to leaving for a two-year Church mission. In 2008-09 as a sophomore, Emery started 32 of 33 games and was named to the MWC All-Defensive Team. He averaged 7.8 points, 3.8 rebounds and 3.0 assists while adding 49 steals. Emery helped BYU win a share of the MWC regular season title and a spot in the NCAA Tournament. Emery was the top player in Class 4A from the state of Utah as a senior and was named Utah's Mr. Basketball.

TRACKING EMERY IN 2009-10: Posted 8 points, 7 rebounds, 1 assist and 1 steal vs. Florida in the first round of the NCAA Tournament ... totaled 8 points, 3 rebounds, 2 assists and 2 steals at UNLV in the MWC Semifinals ... posted 15 points on 4-of-5 shooting from three and added 7 rebounds, 3 assists and 2 steals vs. TCU in the MWC Quarterfinals ... scored 22 points on 8-of-10 shooting from the field and 5-of-6 from three with 5 assists, 5 steals, 2 blocks and 2 rebounds at TCU ... at Utah, scored 11 points and had 3 rebounds, 3 assists and 2 steals ... went for 11 points, 7 rebounds, 5 steals and 1 assist vs. New Mexico ... hit 6-of-7 from the field for 17 points to go with 7 boards, 3 assists and 5 steals vs. San Diego State ... at Wyoming, scored 10 points with 5 rebounds, 2 assists and 1 steal ... hit 6-of-10 from the field and 2-of-3 from three for 16 points while securing a steal to set the BYU single season steal record (67) at Colorado State ... shot 7-for-9, 4-for-6 from three for 18 points, 5 rebounds, 3 assists and 1 steal against Air Force ... had 10 points, 3 rebounds, 1 assist and 1 steal at UNLV ... went for 12 points, 6 assists, 4 rebounds, 2 blocks and 2 steals in 37 minutes against TCU ... filled the scoresheet with 8 points, 7 rebounds, 6 steals (tied career high) and 4 assists against Utah ... scored 8 points, adding 6 boards and 3 steals at New Mexico ... at San Diego State, had 5 boards, 4 assists, 3 steals and 2 points ... recorded 15 points, 5 boards, 4 steals, 3 assists and 1 block against Wyoming ... had 7 points, 3 steals, 3 rebounds, and an assist against Colorado State ... scored a game-high 21 points, hitting 5 treys, adding 5 rebounds, 3 assists, 2 steals and 1 block in 34 minutes at Air Force ... tied his career high for assists with 9, stealing the ball 4 times and adding 8 points and 2 rebounds at UTEP ... played a team-high 34 minutes against UNLV, scoring 9 points, including the game-clinching fadeaway basket, and adding 3 rebounds, 2 steals and 1 assist ...

flirted with a triple-double at Arizona with 13 points, 8 assists, 7 rebounds, 2 steals and 1 block in 31 minutes ... named to the HoopTV Las Vegas Classic All-Tournament Team after averaging 24.0 points, 3.0 assists, 3.0 steals and 5.0 rebounds ... against Nebraska had 23 points on 6-of-9 shooting from the field, 4-of-6 shooting from downtown and 7-of-7 shooting from the free throw line while adding a career-best 8 rebounds, 3 steals and 3 assists ... scored a career-high 25 points against Nevada in the HoopTV Las Vegas Classic, hitting 8-of-12 from the field, 5-of-7 from three and 4-of-4 from the free throw line while adding 3 assists and 3 steals ... shot 6-of-7 for 15 points, 7 rebounds, 4 assists and 3 steals at home against Eastern Washington ... had a career high 5 assists, all in the first half, in addition to 3 rebounds, 2 points and 2 blocks against Wagner ... at Fresno State, posted 4 steals and 4 points ... tied a career-high with 5 three-pointers, attempting a career-high 9 to score 17 points and adding 5 rebounds, 2 assists and 1 steal in a win against Arizona State ... led the team with 14 points, adding 4 rebounds, 4 steals and 2 assists in a team-high 29 minutes against San Francisco ... played 26 minutes with an injured foot at Utah State, scoring 8 points with 1 steal ... ignited a second half run from the three-point line, finishing 4-of-6 from behind the arc for 15 points, 3 rebounds, 2 steals and 1 assist ... against Southern, scored a team-high 16 points, shooting 4-of-6 from long distance, adding 5 steals, 3 rebounds and 2 assists ... scored 11 points and added 6 rebounds, 3 steals, 2 assists, and 1 block at Hawaii ... tied his career high with 19 points vs. Idaho State while hitting a career-best 5 threes (5-of-8) and adding a career-best 7 rebounds, 3 assists and 3 steals ... scored 5 points and added 6 rebounds, 2 assists and 1 steal against Bradley.

- EMERY'S CAREER HONORS**
 2010 USBWA All-District VIII
 2010 NABC All-District Second Team
 2010 All-MWC Second Team
 2010 MWC All-Defensive Team
 2009 HoopTV Las Vegas Classic All-Tournament
 2009 MWC All-Defensive Team

Jackson Emery – 2009-10 Game-by-Game

Opponent	Date	GS	Min	TOTAL			3PTS			REBOUNDS			Avg	PF	FO	A	TO	Blk	Stl	Pts	Avg				
				FG	FGA	Pct	3FG	3FGA	Pct	FT	FTA	Pct										Off	Def	Tot	
BRADLEY	11/13/09	*	22	1	4	.250	1	3	.333	2	2	1.000	0	6	6	6.0	4	0	2	1	5	5.0			
IDAHO STATE	11/17/09	*	26	6	9	.667	5	8	.625	2	2	1.000	3	4	7	6.5	4	0	3	2	0	3	19	12.0	
at Hawai'i	11/20/09	*	27	4	7	.571	1	4	.250	2	4	5.00	2	4	6	6.3	2	0	2	2	1	3	11	11.7	
SOUTHERN	11/24/09	*	23	5	10	.500	4	6	.667	2	2	1.000	0	3	3	5.5	2	0	2	1	0	5	16	12.8	
WEBER STATE	11/27/09	*	22	5	8	.625	4	6	.667	1	2	5.00	0	3	3	5.0	4	0	1	1	0	2	15	13.2	
at Utah State	12/02/09	*	26	2	6	.333	2	6	.333	2	2	1.000	0	0	0	4.2	4	0	0	0	1	8	12.3		
vs San Francisco	12/05/09	*	29	5	7	.714	3	5	.600	1	1	1.000	0	4	4	4.1	3	0	2	3	0	4	14	12.6	
ARIZONA STATE	12/08/09	*	26	5	9	.556	5	9	.556	2	3	.667	0	5	5	4.3	3	0	2	1	0	1	17	13.1	
at Fresno State	12/12/09	*	15	1	8	.125	0	5	.000	2	2	1.000	0	0	0	3.8	2	0	0	0	0	4	4	12.1	
WAGNER	12/17/09	*	16	1	4	.250	0	3	.000	0	0	.000	0	3	3	3.7	3	0	5	2	0	2	11	11.1	
EASTERN WASHINGTON	12/19/09	*	23	6	7	.857	2	3	.667	1	3	.333	2	5	7	4.0	0	0	4	1	0	3	15	11.5	
vs NEVADA	12/22/09	*	37	8	12	.667	5	7	.714	4	4	1.000	1	1	2	3.8	4	0	3	0	0	3	25	12.6	
vs Nebraska	12/23/09	*	35	6	9	.667	4	6	.667	7	7	1.000	0	8	8	4.2	1	0	3	1	0	3	23	13.4	
at Arizona	12/28/09	*	31	5	10	.500	3	7	.429	0	0	.000	1	6	7	4.4	1	0	8	0	1	2	13	13.4	
EASTERN NEW MEXICO	DNP																								
UNLV	01/06/10	*	34	3	11	.273	1	8	.125	2	2	1.000	1	2	3	4.3	1	0	1	2	0	2	9	13.1	
at UTEP	01/09/10	*	35	3	9	.333	1	6	.167	1	2	5.00	0	2	2	4.1	4	0	9	4	0	4	8	12.8	
at Air Force	01/13/10	*	34	8	13	.615	5	10	.500	0	0	.000	0	5	5	4.2	1	0	3	1	1	2	21	13.2	
COLORADO STATE	01/16/10	*	20	3	6	.500	1	4	.250	0	0	.000	1	2	3	4.1	3	0	1	2	0	3	7	12.9	
WYOMING	01/20/10	*	25	4	11	.364	1	6	.167	6	8	.750	1	4	5	4.2	4	0	3	1	1	4	15	13.0	
at San Diego State	01/23/10	*	27	1	9	.111	0	6	.000	0	0	.000	0	5	5	4.2	2	0	4	1	0	3	2	12.5	
at #23/rv New Mexico	01/27/10	*	32	3	10	.300	1	7	.143	1	2	5.00	0	6	6	4.3	3	0	0	0	0	3	8	12.2	
UTAH	01/30/10	*	34	3	10	.300	2	6	.333	0	2	.000	2	5	7	4.6	1	0	4	0	0	6	8	12.5	
TCU	02/02/10	*	37	4	9	.444	4	8	.500	0	0	.000	2	2	4	4.4	1	0	6	1	2	2	12	12.0	
at UNLV	02/06/10	*	26	3	9	.333	1	6	.167	3	4	.750	1	2	3	4.3	3	0	1	2	0	1	10	12.0	
AIR FORCE	02/13/10	*	26	7	9	.778	4	6	.667	0	0	.000	1	4	5	4.4	0	0	3	1	0	1	18	12.2	
at Colorado State	02/17/10	*	22	6	10	.600	2	3	.667	2	3	.667	1	3	4	4.3	3	0	1	2	0	1	16	12.3	
at Wyoming	02/20/10	*	31	3	7	.429	1	4	.250	3	5	.600	0	5	5	4.4	1	0	2	0	0	1	10	12.3	
SAN DIEGO STATE	02/24/10	*	38	6	7	.857	1	2	.500	4	5	.800	1	6	7	4.5	3	0	3	0	0	5	17	12.4	
NEW MEXICO	02/27/10	*	35	3	9	.333	2	5	.400	3	4	.750	2	5	7	4.6	4	0	1	2	0	5	11	12.4	
at Utah	03/03/10	*	33	3	11	.273	3	5	.600	2	2	1.000	1	2	3	4.5	3	0	3	2	0	2	11	12.3	
at TCU	03/06/10	*	31	8	10	.800	5	6	.833	1	1	1.000	0	2	2	4.4	3	0	5	1	2	5	22	12.6	
vs #7 TCU	03/10/10	*	39	5	7	.714	4	5	.800	1	2	5.00	1	6	7	4.5	2	0	3	2	0	2	15	12.7	
at #3 UNLV	03/12/10	*	23	3	7	.429	2	5	.400	0	0	.000	1	2	3	4.5	5	1	2	0	0	2	8	12.6	
vs Florida	03/18/10	*	40	2	7	.286	2	5	.400	2	4	5.00	2	5	7	4.5	4	0	1	1	0	1	8	12.4	
Totals			34	980	141	291	.485	82	191	.429	59	80	.738	27	127	154	4.5	88	1	93	40	10	90	423	12.4

- CAREER HIGHS:**
 POINTS: 25 vs. Nevada (2009)
 FG MADE: 8 vs. Nevada (2009), at Air Force (2010), at TCU (2010)
 FG ATT: 13 at Air Force (2010)
 FG %: .857 (6-7) vs. EWU (2009), vs. SDSU (2010)
 3FG MADE: 5, five times, last at TCU (2010)
 3FG ATT: 10 at Air Force (2010)
 3FG %: 1.000 (3-3) vs. UNM (2009)
 FT MADE: 7 vs. Air Force (2009), vs. Nebraska (2010)
 FT ATT: 9 vs. Air Force (2009)
 FT %: 1.000 (7-7) vs. Nebraska (2010)
 REB: 8 vs. Nebraska (2009)
 ASSISTS: 9 at Pepperdine (2008), at UTEP (2010)
 BLOCKS: 2, four times, last at TCU (2010)
 STEALS: 6 vs. Air Force (2009), vs. Utah (2010)
 MINUTES: 40 vs. Air Force (2009), vs. Florida (2010)

- SEASON-HIGH POINTS (09-10):**
 First Half: 13 vs. Southern
 Second Half: 18 vs. Nevada
 Game: 25 vs. Nevada

Percentage Minimums –
 4 FG, 2 3FG, 3 FT Made

EMERY YEAR-BY-YEAR BYU STATS

YEAR	GP	GS	MIN	AVG	FG	FGA	PCT	3FG	3FGA	PCT	FT	FTA	PCT	OFF	DEF	TOT	AVG	PF	FO	A	TO	BLK	STL	PTS	AVG
2005-06	28	6	279	10.0	28	70	.400	13	43	.302	10	13	.769	14	27	41	1.5	38	1	19	19	7	10	79	2.8
2008-09	33	32	942	28.5	85	177	.480	40	106	.377	48	65	.738	16	109	125	3.8	88	5	100	36	10	47	258	7.8
2009-10	34	34	980	28.8	141	291	.485	82	191	.429	59	80	.738	27	127	154	4.5	88	1	93	40	10	90	423	12.4
TOTAL	95	72	2201	23.2	254	538	.472	135	340	.397	117	158	.741	57	263	320	3.4	214	7	212	95	27	147	760	8.0



MICHAEL LOYD, JR.
6-1 • 170 • sophomore • guard
Las Vegas, Nevada

LAST OUTING: Posted a career-best 26 points on 7-of-10 shooting from the field, 3-of-5 shooting from the field and 9-of-10 shooting from the free throw line to go with a career-high tying 4 steals vs. Florida in the first round of the NCAA Tournament

SUMMARY: A 6-foot-1 sophomore out of Las Vegas, Nev., Michael Loyd is an athletic player who can contribute at either guard position. He appeared in all but three games as a true freshman in 2007-08, mostly playing back-up point guard, while averaging 8.8 minutes, 2.2 points, 1.2 assists and 0.9 rebounds per game. Loyd redshirted in 2008-09. In addition to his shooting touch, he is also known as a defensive stopper who excels in the open court as he ranked in the top 10 in steals, top 20 in scoring and top 25 in assists among all players in Nevada his senior year of high school.

TRACKING LOYD, JR. IN 2009-10: Posted a career-best 26 points on 7-of-10 shooting from the field, 3-of-5 shooting from the field and 9-of-10 shooting from the free throw line to go with a career-high tying 4 steals vs. Florida in the first round of the NCAA Tournament ... scored 11 points on 5-of-8 shooting to go with 2 rebounds and 2 assists against UNLV ... scored 5 points and had 1 rebound, 1 assist and 1 steal vs. TCU in the MWC Quarterfinals ... scored 5 points and had 3 rebounds, 2 assists and 2 steals at TCU ... scored 18 points, all in the first half, with a career-highs of 6 rebounds and 4 steals plus 3 assists at Utah ... scored a career-high 19 points, all in the second half, shooting 8-for-9 with 4 rebounds, 2 assists, 1 block and 1 steal against New Mexico ... played 4 minutes vs. San Diego State ... had 1 point and 1 assist at Wyoming ... had 1 steal in 10 minutes at Colorado State ... went for 7 points, 3 rebounds, 3 assists and 1 steal against Air Force ... scored 3 points and had 1 assist and 1 steal at UNLV ... had 1 assist in 5 minutes against TCU ... played 2 minutes against Utah ... played 2 minutes at New Mexico ... played 5 minutes at San Diego State ... saw 8 minutes of play against Wyoming ... against Colorado State, scored 4 points with 1 rebound ... had 2 rebounds and 1 assist at Air Force ... in his first career start, scored 7 points with 2 boards, 1 assist, 1 block and 1 steal in 33 minutes at UTEP

... had two key layups late, scoring 7 points with 2 boards and 2 assists against UNLV ... scored a career-high 17 points, shooting 7-of-11 from the field against Eastern New Mexico, adding 2 steals, 1 block and 1 assist in 25 minutes ... played 6 minutes at Arizona ... posted 3 points and 2 rebounds in 8 minutes vs. Nebraska ... scored 3 points in 3 minutes vs. Nevada in the HoopTV Las Vegas Classic ... had his second-straight game with 4 assists, setting a career-high 5 rebounds and scoring 3 points against Eastern Washington ... had a career-high 4 assists, had 4 points, 2 steals and 2 rebounds in 12 minutes versus Wagner ... scored 4 points, had 4 assists, 2 steals and 2 rebounds in 12 minutes versus Wagner ... had a season-high 3 assists and four points in 15 minutes at Fresno State ... posted 2 points and 2 assists in 4 minutes against Arizona State ... played 5 minutes against San Francisco ... played 11 minutes against Utah State ... against Weber State scored 5 points, handed out 1 assist and grabbed 1 steal in 19 minutes ... hit 2-of-2 three-pointers for 6 points plus 2 assists and 1 rebound against Southern ... notched 6 points in 14 minutes against Hawaii ... had 6 points, 2 rebounds and 2 assists vs. Idaho State ... scored 10 points, setting career-highs in field goal percentage (1.000, 4-of-4) and 3-point percentage (2-of-2), adding 4 rebounds and 1 steal against Bradley.

BEFORE BYU: PALO VERDE HIGH SCHOOL: Led Palo Verde High School to a share of the Sunset Northwest League title and a 21-5 overall record as a senior ... earned Sunset Northwest First Team and All-Sunset Region Second Team accolades ... averaged 16.2 points, 4.0 rebounds, 3.3 assists and 2.4 steals while helping the Panthers advance to the Sunset Regional semifinals ... led the Sunset Northwest League in steals and assists, ranked second in scoring and three-pointers made, finished third in blocks and was fifth in rebounds.

Michael Loyd, Jr. – 2009-10 Game-by-Game

Opponent	Date	GS	Min	TOTAL			3PTS		REBOUNDS				Avg	PF	FO	A	TO	Blk	Stl	Pts	Avg			
				FG	FGA	Pct	3FG	3FGA	Pct	FT	FTA	Pct										Off	Def	Tot
BRADLEY	11/13/09	22	4	4	1,000	2	2	1,000	0	1	0.00	0	4	4	4.0	1	0	0	1	10	10.0			
IDAHO STATE	11/17/09	17	2	6	.333	1	4	.250	1	2	.500	0	2	3.0	0	2	3	0	0	6	8.0			
at Hawaii	11/20/09	14	2	3	.667	2	2	1.000	0	0	.000	0	0	2.0	0	0	0	0	6	7.3				
SOUTHERN	11/24/09	11	2	2	1.000	2	2	1.000	0	0	.000	0	1	1.8	1	0	2	1	0	6	7.0			
WEBER STATE	11/27/09	19	2	2	1.000	0	0	.000	1	1	1.000	0	0	0	1.4	1	3	0	1	5	6.6			
at Utah State	12/02/09	11	0	0	.000	0	0	.000	0	0	.000	0	0	1.2	2	0	0	0	0	5.5				
vs San Francisco	12/05/09	5	0	0	.000	0	0	.000	0	0	.000	0	0	1.0	0	0	0	0	0	4.7				
ARIZONA STATE	12/08/09	4	1	3	.333	0	2	.000	0	0	.000	0	0	0.9	1	0	2	0	1	2	4.4			
at Fresno State	12/12/09	15	2	4	.500	0	1	.000	0	0	.000	0	0	0.8	0	3	2	0	0	4	4.3			
WAGNER	12/17/09	12	0	1	.000	0	0	.000	4	6	.667	0	2	0.9	0	4	0	0	2	4	4.3			
EASTERN WASHINGTON	12/19/09	19	1	3	.333	0	0	.000	1	2	.500	0	5	1.3	0	4	2	0	0	3	4.2			
vs NEVADA	12/22/09	3	1	3	.333	0	1	.000	1	1	1.000	0	0	1.2	0	0	1	0	0	3	4.1			
vs Nebraska	12/23/09	8	1	2	.500	1	1	1.000	0	0	.000	1	1	2	1	0	1	0	0	3	4.0			
at Arizona	12/28/09	6	0	0	.000	0	0	.000	0	0	.000	0	0	1.1	0	0	1	0	0	0	3.7			
EASTERN NEW MEXICO	01/02/10	25	7	11	.636	3	6	.500	1	1	1.000	0	0	1.1	1	0	1	4	1	2	17	4.6		
UNLV	01/06/10	16	3	5	.600	1	2	.500	0	2	.000	0	2	1.1	2	0	2	0	0	7	4.8			
at UTEP	01/09/10	33	1	5	.200	1	2	.500	4	6	.667	0	2	1.2	3	1	4	1	1	7	4.9			
at Air Force	01/13/10	15	0	0	.000	0	0	.000	1	1	1.000	0	2	1.2	0	1	0	0	0	0	4.6			
COLORADO STATE	01/16/10	10	2	4	.500	0	2	.000	0	0	.000	0	1	1.2	2	0	1	0	0	4	4.6			
WYOMING	01/20/10	8	0	3	.000	0	1	.000	0	0	.000	0	0	1.2	3	0	0	0	0	0	4.4			
at San Diego State	01/23/10	5	0	0	.000	0	0	.000	0	0	.000	0	0	1.1	0	0	0	0	0	0	4.1			
at #23/rv New Mexico	01/27/10	2	0	0	.000	0	0	.000	0	0	.000	0	0	1.0	0	0	0	0	0	0	4.0			
UTAH	01/30/10	2	0	0	.000	0	0	.000	0	0	.000	0	0	1.1	0	0	0	0	0	0	4.1			
TCU	02/02/10	5	0	0	.000	0	0	.000	0	0	.000	0	0	1.0	0	1	0	0	0	0	3.6			
at UNLV	02/06/10	10	1	2	.500	0	1	.000	1	1	1.000	0	0	0.9	0	1	1	0	1	3	3.6			
AIR FORCE	02/13/10	16	2	4	.500	0	1	.000	3	4	.750	0	3	1.0	0	3	1	0	1	7	3.7			
at Colorado State	02/17/10	10	0	2	.000	0	2	.000	0	0	.000	0	0	1.0	1	0	1	0	1	0	3.6			
at Wyoming	02/20/10	7	0	1	.000	0	0	.000	1	2	.500	0	0	0.9	1	0	1	0	0	1	3.5			
SAN DIEGO STATE	02/24/10	4	0	0	.000	0	0	.000	0	0	.000	0	0	0.9	0	0	1	0	0	0	3.4			
NEW MEXICO	02/27/10	24	8	9	.889	1	2	.500	2	2	1.000	0	4	1.0	3	0	2	1	1	1	19	3.9		
at Utah	03/03/10	25	7	14	.500	1	1	1.000	3	4	.750	1	5	1.2	0	3	2	0	4	18	4.4			
at TCU	03/06/10	26	1	5	.200	0	1	.000	3	4	.750	0	3	1.2	0	2	1	0	2	5	4.4			
vs #7 TCU	03/10/10	18	2	2	1.000	0	0	.000	1	2	.500	0	1	1.2	2	0	1	0	1	5	4.4			
at #3 UNLV	03/12/10	30	5	8	.625	1	2	.500	0	0	.000	0	2	1.2	2	0	2	0	0	11	4.6			
vs Florida	03/18/10	35	7	10	.700	3	5	.600	9	10	.900	0	2	1.3	1	0	2	0	4	26	5.2			
Totals		2	492	64	118	.542	19	43	.442	35	52	.673	2	42	44	1.3	28	0	39	38	3	23	182	5.2

CAREER HIGHS:

POINTS: 26 vs. Florida (2010)
FG MADE: 9 vs. New Mexico (2010)
FG ATT: 14 at Utah (2010)
FG%: 1.000 (4-4) vs. Bradley (2009)
3FG MADE: 3 vs. ENM [2009], vs. Florida (2010)
3FG ATT: 6 vs. ENM [2009]
3FG%: 1.000 (2-2) vs. Bradley (2009), vs. Southern [2009]
FT MADE: 9 vs. Florida (2010)
FT ATT: 10 vs. Florida (2010)
FT %: .900 (9-10) vs. Florida (2010)
REB: 6 at Utah (2010)
ASSISTS: 4 vs. Wagner (2009), vs. Eastern Washington [2009]
BLOCKS: 1, five times
STEALS: 4 at Utah (2010), 4 vs. Florida (2010)
MINUTES: 35 vs. Florida (2010)

SEASON-HIGH POINTS (09-10):

First Half: 18 at Utah
Second Half: 19 vs. New Mexico
Game: 19 vs. New Mexico
Percentage Minimums -
4 FG, 2 3FG, 3 FT Made

LOYD, JR. YEAR-BY-YEAR BYU STATS

YEAR	GP	GS	MIN	AVG	FG	FGA	PCT	3FG	3FGA	PCT	FT	FTA	PCT	OFF	DEF	TOT	AVG	PF	FO	A	TO	BLK	STL	PTS	AVG
2007-08	32	0	282	8.8	23	53	.434	8	21	.381	10	15	.667	5	23	28	0.9	17	0	37	33	2	9	64	2.0
2009-10	35	2	492	14.1	64	118	.542	19	43	.442	35	52	.673	2	42	44	1.3	28	0	39	38	3	23	182	5.2
TOTAL	67	2	774	11.6	87	171	.509	27	64	.422	45	67	.672	7	65	72	1.1	45	0	76	71	5	32	246	3.7



Logan Magnusson
 6-6 • 210 • junior • forward
 Heber City, Utah / Salt Lake CC

LAST OUTING: Did not play vs. Florida

SUMMARY: Logan Magnusson, known for his versatility and toughness, comes to BYU after achieving great success at Wasatch High School, Dixie State and Salt Lake Community College. At Wasatch he won two state titles and was twice named first-team all-state. At Dixie State his freshman year he helped lead the Rebels to the Region 18 championship game. Last season he did it all for SLCC, averaging 8.3 points, 5.6 rebounds and 3.5 assists while helping lead the Bruins to the NJCAA Division I National Title.

TRACKING MAGNUSSON IN 2009-10: Played 4 minutes at TCU ... had 1 steal at Utah ... played 1 minute against San Diego State ... at Wyoming, had 2 rebounds and 1 assist ... had 1 rebound in 4 minutes at Colorado State ... had his first career steal at Air Force, also adding 2 rebounds and 1 assist ... played 1 minute at UNLV ... hit a free throw against Utah ... converted 1 free throw with 1 board and an assist against Colorado State ... played 3 minutes at Air Force ... had career bests with 14 minutes and 6 points (2-of-3), hitting his first three-pointer, while submitting 2 rebounds and 1 assist against Eastern New Mexico ... saw 2 minutes of play at Arizona ... played 2 minutes vs Nebraska ... had 2 rebounds against Eastern Washington ... played 4 minutes versus Wagner ... played 3 minutes against San Francisco, recording 1 rebound and 1 assist ... had 1 rebound in 1 minute at Utah State ... played 1 minute against Weber State ... hit a three and had a career-high 5 boards and one assist against Southern ... saw 2 minutes of playing time at Hawaii ... scored 2 points — his first points as a Cougar — and had 3 boards against Idaho State ... against Bradley, collected 2 rebounds and 1 assist in just 2 minutes of play.

BEFORE BYU: SALT LAKE COMMUNITY COLLEGE: Started for Norm Parrish at SLCC in 2008-09 ... helped lead the Bruins to the 2009 NJCAA Division I National Title, the first in program history, and a 31-6 overall record ... SLCC defeated 4 top 10 opponents in the NJCAA National Tournament ... started in 31 of 34 games ... averaged 8.3 points, 5.6 rebounds and a team-best 3.5 assists ... shot .530 from the field, .464 from downtown and .794 from the free throw line ... named honorable mention all-region. DIXIE STATE COLLEGE: Averaged 8.8 points, 6.5 rebounds and 2.8 assists at Dixie State College while playing for Jon Judkins ... helped the Rebels to a 21-12 record and a trip to the Region 18 championship game. WASATCH HIGH SCHOOL: Played for his father, Lonnie Magnusson ... named first-team all-state by the Deseret News as a senior while averaging 15 points, 8 rebounds and 4 assists ... as a junior earned first-team all-state honors from the Deseret News while averaging 11.2 points and 6.4 rebounds ... named honorable mention all-state by the Deseret News as a sophomore ... helped lead Wasatch High School to back-to-back state titles in 2003 and 2004 ... also played for Chris Jones for the Utah Heat and for Todd Phillips for the Utah Pump-N-Run club teams.

PERSONAL: Parents are Lonnie and Lori Magnusson ... has two brothers and one sister ... older brothers Lance and Luke played basketball at Snow College ... served a mission for The Church of Jesus Christ of Latter-day Saints in Vancouver, British Columbia.

Logan Magnusson – 2009-10 Game-by-Game

Opponent	Date	GS	Min	TOTAL			3PTS		REBOUNDS			PF	FO	A	TO	Blk	Stl	Pts	Avg					
				FG	FGA	Pct	3FG	FGA	Pct	FT	FTA									Pct	Off	Def	Tot	Avg
BRADLEY	11/13/09	2	0	1	.000	0	0	.000	0	0	.000	1	1	2	2.0	0	0	1	0	0	0.0			
IDAHO STATE	11/17/09	6	1	2	.500	0	0	.000	0	0	.000	0	3	3	2.5	0	0	0	0	0	2	1.0		
at Hawaii	11/20/09	2	0	0	.000	0	0	.000	0	0	.000	0	0	0	1.7	0	0	0	0	0	0	0.7		
SOUTHERN	11/24/09	11	1	2	.500	1	2	.500	0	0	.000	2	3	5	2.5	0	0	1	1	0	0	3	1.3	
WEBER STATE	11/27/09	1	0	0	.000	0	0	.000	0	0	.000	0	0	0	2.0	0	0	0	0	0	0	0	1.0	
at Utah State	12/02/09	1	0	0	.000	0	0	.000	0	0	.000	0	1	1	1.8	0	0	0	0	0	0	0	0.8	
vs San Francisco	12/05/09	3	0	1	.000	0	0	.000	0	0	.000	0	1	1	1.7	1	0	1	0	0	0	0	0.7	
ARIZONA STATE	DNP																							
at Fresno State	DNP																							
WAGNER	12/17/09	4	0	0	.000	0	0	.000	0	0	.000	0	0	0	1.5	0	0	0	0	0	0	0	0	0.6
EASTERN WASHINGTON	12/19/09	12	0	0	.000	0	0	.000	0	0	.000	0	2	2	1.6	0	0	0	0	0	0	0	0	0.6
vs NEVADA	DNP																							
vs Nebraska	12/23/09	2	0	0	.000	0	0	.000	0	0	.000	0	0	0	1.4	0	0	0	0	0	0	0	0	0.5
at Arizona	12/28/09	2	0	0	.000	0	0	.000	0	0	.000	0	0	0	1.3	0	0	0	0	0	0	0	0	0.5
EASTERN NEW MEXICO	01/02/10	14	2	3	.667	1	1	1.000	1	1	1.000	1	1	2	1.3	0	0	1	0	0	0	6	0.9	
UNLV	DNP																							
UTEP	DNP																							
at Air Force	01/13/10	3	0	0	.000	0	0	.000	0	0	.000	0	0	0	1.2	0	0	0	0	0	0	0	0	0.8
COLORADO STATE	01/16/10	3	0	0	.000	0	0	.000	1	2	.500	0	1	1	1.2	1	0	1	0	0	0	1	0.9	
WYOMING	DNP																							
at San Diego State	DNP																							
at #23/rv New Mexico	DNP																							
UTAH	01/30/10	1	0	0	.000	0	0	.000	1	2	.500	0	0	0	1.1	0	0	0	0	0	0	0	1	0.9
TCU	DNP																							
at UNLV	02/06/10	1	0	0	.000	0	0	.000	0	0	.000	0	0	0	1.1	0	0	0	1	0	0	0	0	0.8
AIR FORCE	02/13/10	9	0	0	.000	0	0	.000	0	0	.000	0	2	2	1.1	0	0	1	0	0	1	0	0	0.8
at Colorado State	02/17/10	4	0	0	.000	0	0	.000	0	0	.000	0	1	1	1.1	0	0	1	0	0	0	0	0	0.7
at Wyoming	02/20/10	1	0	0	.000	0	0	.000	0	0	.000	0	2	2	1.2	0	0	1	0	0	0	0	0	0.7
SAN DIEGO STATE	02/24/10	1	0	0	.000	0	0	.000	0	0	.000	0	0	0	1.1	0	0	0	0	0	0	0	0	0.7
NEW MEXICO	DNP																							
at Utah	03/03/10	2	0	0	.000	0	0	.000	0	0	.000	0	0	0	1.0	0	0	0	0	0	0	1	0	0.6
at TCU	03/06/10	4	0	1	.000	0	1	.000	0	0	.000	0	0	0	1.0	0	0	0	1	0	0	0	0	0.6
vs. TCU	DNP																							
at UNLV	DNP																							
vs. Florida	DNP																							
Totals		0	89	4	10	.400	2	4	.500	3	5	.600	4	18	22	1.0	2	0	7	4	0	2	13	0.6

CAREER HIGHS

POINTS: 6 vs. Eastern New Mexico [2009]
 FG MADE: 2 vs. ENM [2009]
 FG ATT: 3 vs. ENM [2009]
 FG %:
 3FG MADE: 1 vs. ENM [2009]
 3FG ATT: 1 vs. ENM [2009]
 3FG%:
 FT MADE: 1 vs. ENM [2009]
 FT ATT: 2 vs. Colorado St. [2010]
 FT %:
 REB: 5 vs. Southern [2009]
 ASSISTS: 1, seven times [2009-10]
 STEALS: 1 vs. Air Force (2010), at Utah (2010)
 BLOCKS:
 MINUTES: 14 vs. ENM (2009)
SEASON-HIGH POINTS (09-10):
 First Half:
 Second Half: 6 vs. Eastern New Mexico
 Game: 6 vs. Eastern New Mexico

Percentage Minimums –
 4 FG, 2 3FG, 3 FT Made



Brock Zylstra
6-6 • 210 • freshman • guard/forward
La Verne, Calif. / Bonita HS

LAST OUTING: Did not play vs. Florida

SUMMARY: Brock Zylstra is part of a competitive group of young wing players on the Cougar roster. The freshman has good size and is a proven all-around player out of Bonita High School in La Verne, Calif., where he averaged 22 points, 12 rebounds three steals and one block as a senior while earning his second Miramonte League MVP award.

TRACKING ZYLSTRA IN 2009-10: Scored 2 points at TCU ... played 3 minutes at Utah ... played 1 minute and scored 2 points against San Diego State ... scored 2 points and had 1 rebound at Wyoming ... had 1 rebound in 2 minutes at Colorado State ... made a free throw in 8 minutes of play against Air Force ... played 3 minutes and had one assist against Colorado State ... hit a free throw in 2 minutes at Air Force ... saw the most time of his BYU career against Eastern New Mexico, setting new career highs with 15 minutes, 5 points, 5 rebounds, 1 assist and 1 steal ... had 1 rebound in 1 minute against Arizona ... grabbed a new career-high 4 rebounds and scored 2 points against Eastern Washington ... recorded his first career block in four minutes against Wagner ... played 2 minutes against San Francisco ... played 1 minute against Utah State ... played 1 minute against Weber State ... scored one field goal on a fast break layup and added 1 rebound against Southern ... scored his first points as a Cougar on a field goal against Hawaii ... played 2 minutes against Idaho State.

BEFORE BYU: BONITA HIGH SCHOOL: Averaged 22 points, 12 rebounds, three steals and one block per game as a senior at Bonita HS ... named first-team All-CIF as both a junior and a senior ... selected as the Most Valuable Player of the Miramonte League for the second year in a row and

the league Player of the Year by the San Gabriel Valley Tribune in addition to being named first-team All-League by the Inland Valley Daily Bulletin as a senior ... also named the team MVP and school Athlete of the Year after breaking school records in scoring, three-pointers made and steals ... jersey retired following the 2005-06 season ... Miramonte League MVP as a junior ... also earned first-team All-San Gabriel Valley (Tribune) and second-team All-Inland Valley (Daily Bulletin) recognition ... multiple tournament MVP and all-tournament citations ... coached by Greg Eckler ... also named all-league twice in golf ... active in choir, Boy's Athletic Association and Letterman's Club ... named to the Principal's Honor Roll all four years ... received the Order of Merit for students above a 4.0 GPA and the President's Award for Educational Excellence ... Exemplary and Life member of the California Scholastic Federation.

PERSONAL: Parents are Dave and Maxine Zylstra ... served a mission for The Church of Jesus Christ of Latter-day Saints in New Zealand ... dad played football and basketball in college ... began playing basketball at the age of five ... enjoys golf ... sports hero is Tiger Woods because no athlete in recent memory has dominated a sport like he has ... recruited by Yale, Harvard, UC Davis, UC Irvine, UC Santa Barbara and Dartmouth ... pre-business management major.

Brock Zylstra – 2009-10 Game-by-Game

Opponent	Date	GS	Min	TOTAL		3PTS		FT	FTA	REBOUNDS			PF	FO	A	TO	Blk	Stl	Pts	Avg				
				FG	FGA	Pct	3FG			FGA	Pct	Pct									Off	Def	Tot	Avg
BRADLEY	Did Not Play																							
IDAHO STATE	11/17/09	2	0	0	.000	0	0	.000	0	0	.000	0	0	0	0	0	0	0	0	0.0				
at Hawaii	11/20/09	1	1	1	1.000	0	0	.000	0	0	.000	0	0	0	0	0	0	0	2	1.0				
SOUTHERN	11/24/09	5	1	3	.333	0	1	.000	0	0	.000	0	1	1	0.3	0	0	0	2	1.3				
WEBER STATE	11/27/09	1	0	0	.000	0	0	.000	0	0	.000	0	0	0	0	0	0	0	0	1.0				
at Utah State	12/02/09	1	0	0	.000	0	0	.000	0	0	.000	0	0	0	0.2	0	0	0	0	0.8				
vs San Francisco	12/05/09	2	0	0	.000	0	0	.000	0	0	.000	0	0	0	0.2	0	0	0	0	0.7				
ARIZONA STATE	DNP																							
at Fresno State	DNP																							
WAGNER	12/17/09	4	0	1	.000	0	1	.000	0	0	.000	0	0	0.1	1	0	0	1	0	0.6				
EASTERN WASHINGTON	12/19/09	6	1	3	.333	0	0	.000	0	0	.000	1	3	4	0.6	0	0	1	0	2	0.8			
vs. NEVADA	DNP																							
vs Nebraska	12/23/09	0	0	0	.000	0	0	.000	0	0	.000	0	0	0	0.6	0	0	0	0	0.7				
at Arizona	12/28/09	1	0	0	.000	0	0	.000	0	0	.000	0	1	1	0.6	0	0	0	0	0.6				
EASTERN NEW MEXICO	01/02/10	15	1	3	.333	0	0	.000	3	4	.750	0	5	5	1.0	0	0	1	1	5	1.0			
UNLV	DNP																							
UTEP	DNP																							
at Air Force	01/13/10	2	0	0	.000	0	0	.000	1	2	.500	0	0	0	0.9	0	0	0	0	1	1.0			
COLORADO STATE	01/16/10	3	0	0	.000	0	0	.000	0	0	.000	0	0	0	0.8	0	0	1	0	0	0.9			
WYOMING	DNP																							
at San Diego State	DNP																							
at #23/rv New Mexico	DNP																							
UTAH	DNP																							
TOUJ	DNP																							
UNLV	DNP																							
AIR FORCE	02/13/10	8	0	1	.000	0	0	.000	1	2	.500	0	0	0	0.8	1	0	0	1	0	0.9			
at Colorado State	02/17/10	2	0	0	.000	0	0	.000	0	0	.000	0	1	1	0.8	0	0	0	1	0	0.9			
at Wyoming	02/20/10	1	1	2	.500	0	0	.000	0	0	.000	1	0	1	0.8	0	0	0	0	2	0.9			
SAN DIEGO STATE	02/24/10	1	1	1	1.000	0	0	.000	0	0	.000	0	0	0	0.8	0	0	0	0	2	1.0			
NEW MEXICO	DNP																							
at Utah	03/03/10	3	0	1	.000	0	0	.000	0	0	.000	0	0	0	0.7	1	0	0	0	0	0.9			
at TCU	03/06/10	4	1	2	.500	0	1	.000	0	0	.000	0	0	0	0.7	0	0	0	0	2	1.0			
vs. TOUJ	DNP																							
at UNLV	DNP																							
vs. Florida	DNP																							
Totals		0	62	7	18	.389	0	3	.000	5	8	.625	2	11	13	0.7	4	0	2	4	1	1	19	1.0

CAREER HIGHS

POINTS: 5 vs. Eastern New Mexico [2009]
 FG MADE: 1, six times [2009]
 FG ATT: 3, three times [2009]
 FG %:
 FT MADE: 3 vs. ENM [2009]
 FT ATT: 4 vs. ENM [2009]
 FT %: .750 [3/4] ENM [2009]
 REB: 5 vs. ENM [2009]
 ASSISTS: 1 vs. ENM
 STEALS: 1 vs. ENM
 BLOCKS: 1 vs. Wagner [2009]
 MINUTES: 15 vs. ENM

SEASON-HIGH POINTS (09-10):

First Half: 2 vs. Eastern New Mexico
 Second Half: 3 vs. Eastern New Mexico
 Game: 5 vs. Eastern New Mexico

Percentage Minimums –
 4 FG, 2 3FG, 3 FT Made



JAMES ANDERSON
 6-10 • 230 • sophomore • forward/center
 Page, Ariz.

LAST OUTING: Did not play vs. Florida

SUMMARY: A 6-foot-10 forward/center from Page, Ariz., Anderson is known for his athleticism, hard work and ability to run the floor. The McDonald's High School All-America nominee redshirted in 2007-08 after returning from a two-year mission for The Church of Jesus Christ of Latter-day Saints to Guatemala City. In 2008-09 he developed into a consistent post player off the bench, averaging 2.5 points and 1.6 rebounds. Anderson developed as a shot blocker, turning back 15 shots and blocking more than one shot in five games.

TRACKING ANDERSON IN 2009-10: Played 3 minutes at TCU ... scored on a dunk at Utah ... saw action against San Diego State ... totaled 1 assist and 1 rebound at Wyoming ... had 1 block in 4 minutes at Colorado State ... scored 4 points against Air Force ... had 2 points and 1 rebound at UNLV ... against TCU, had 4 points, 3 boards, 1 block and 1 assist in 10 minutes ... had 1 block and 1 rebound at New Mexico ... played 2 minutes at SDSU ... recorded 1 block, 1 point and 1 rebound against Colorado State ... at Air Force, played 1 minute ... played 1 minute against UNLV ... against Eastern New Mexico, scored 2 points, grabbed 1 rebound and had 1 assist ... scored 2 points in 4 minutes at Arizona ... had 1 point and 1 rebound in 2 minutes vs. Nebraska ... played 3 minutes vs. Nevada ... against Eastern Washington, had 4 rebounds and 2 points ... scored 7 points and grabbed 5 rebounds, both season highs, in only 6 minutes against Wagner ... played 3 minutes at Fresno State ... against San Francisco, grabbed 1 rebound in 4 minutes of action ... played 2 minutes at Utah State ... had 1 rebound in 2 minutes of action against Weber State ... against Southern, scored 4 points, had 2 blocks, 1 rebound and a career-high 2 steals ... nabbed 4 rebounds in 10 minutes at Hawaii ... scored 3 points and had 2 rebounds against Idaho State ... saw 2 minutes of action against Bradley.

BEFOR BYU: PAGE HIGH SCHOOL: McDonald's All-America nominee ... named first-team all-state as a senior after leading his team to a 25-4 overall record and the Grand Canyon Region Championship for the fourth straight year ... also named the Grand Canyon Region Player of the Year and the Navajo Times Four Corners All-Area Player of the Year ... averaged 17 points, nine rebounds and six blocks per game ... set a state record with 14 blocks in a game ... Elite Eight in the state tournament ... averaged 14 points, eight rebounds and five blocks as a junior while pacing his team to a 26-3 overall record, Grand Canyon Region Championship and Elite Eight state tournament appearance ... named first-team all-state, Grand Canyon All-Region First Team and Navajo Times Four Corners All-Area First Team ... father Aaron Anderson was also his high school coach ... graduated in the top 10 in his class with a 3.8 GPA.

PERSONAL: Parents are Aaron and Julie Anderson ... has three sisters ... wife's name is Stephanie ... served a two-year mission for The Church of Jesus Christ of Latter-day Saints in the Guatemala City North Mission from May 2005 to May 2007 ... favorite food is lasagna ... enjoys March Madness, boating and playing the guitar ... sports hero is Michael Jordan ... also recruited by Oregon State and Wyoming.

James Anderson – 2009-10 Game-by-Game		TOTAL		3PTS		REBOUNDS										Avg								
Opponent	Date	GS	Min	FG	FGA	Pct	3FG	3FGA	Pct	FT	FTA	Pct	Off	Def	Tot	Avg	Pf	Fo	A	To	Blk	Stl	Pts	Avg
BRADLEY	11/13/09	2	0	0	.000	0	0	.000	0	0	.000	0	0	0	0	0.0	2	0	0	0	0	0	0	0.0
IDAHO STATE	11/17/09	4	1	1	1.000	0	0	.000	1	2	.500	1	1	2	1.0	0	0	0	0	0	0	0	3	1.5
at Hawaii	11/20/09	10	0	1	.000	0	0	.000	0	0	.000	3	1	4	2.0	2	0	0	0	0	0	0	0	1.0
SOUTHERN	11/24/09	6	2	3	.667	0	0	.000	0	0	.000	1	0	1	1.8	2	0	0	1	0	2	4	1.8	
WEBER STATE	11/27/09	2	0	0	.000	0	0	.000	0	0	.000	0	1	1	1.6	0	0	0	0	0	0	0	0	1.4
at Utah State	12/02/09	2	0	0	.000	0	0	.000	0	0	.000	0	0	0	1.3	1	0	0	0	0	0	0	0	1.2
vs San Francisco	12/05/09	4	0	2	.000	0	0	.000	0	0	.000	0	1	1	1.3	1	0	0	0	0	0	0	0	1.0
ARIZONA STATE	DNP																							
at Fresno State	12/12/09	3	0	0	.000	0	0	.000	0	0	.000	0	0	0	1.1	1	0	0	1	0	0	0	0	0.9
WAGNER	12/17/09	6	2	2	1.000	0	0	.000	3	4	.750	1	4	5	1.6	2	0	0	0	0	0	0	7	1.6
EASTERN WASHINGTON	12/19/09	8	1	1	1.000	0	0	.000	0	0	.000	1	3	4	1.8	3	0	0	1	0	0	2	1.6	
vs NEVADA	12/22/09	3	0	0	.000	0	0	.000	0	0	.000	0	0	0	1.6	1	0	0	1	0	0	0	0	1.5
vs Nebraska	12/23/09	2	0	1	.000	0	0	.000	1	2	.500	1	0	1	1.6	0	0	0	0	0	0	0	1	1.4
at Arizona	12/28/09	4	1	2	.500	0	0	.000	0	0	.000	0	0	0	1.5	2	0	0	0	0	0	2	1.5	
EASTERN NEW MEXICO	01/02/10	7	1	2	.500	0	0	.000	0	0	.000	1	0	1	1.4	0	0	1	0	0	0	2	1.5	
UNLV	01/06/10	1	0	1	.000	0	0	.000	0	0	.000	0	0	0	1.3	0	0	0	0	0	0	0	0	1.4
at UTEP	01/09/10	1	0	0	.000	0	0	.000	0	0	.000	0	0	0	1.3	0	0	0	0	0	0	0	0	1.3
at Air Force	01/13/10	1	0	0	.000	0	0	.000	0	0	.000	0	0	0	1.2	0	0	0	0	0	0	0	0	1.2
COLORADO STATE	01/16/10	3	0	0	.000	0	0	.000	1	3	.333	0	1	1	1.2	0	0	0	0	1	0	1	1	1.2
WYOMING	DNP																							
at San Diego State	01/23/10	2	0	0	.000	0	0	.000	0	0	.000	0	0	0	1.1	1	0	0	0	0	0	0	0	1.2
at #23/rv New Mexico	01/27/10	5	0	0	.000	0	0	.000	0	0	.000	0	1	1	1.1	3	0	0	0	0	1	0	0	1.1
UTAH	DNP																							
TCU	02/02/10	10	1	3	.333	0	0	.000	2	2	1.000	2	1	3	1.2	1	0	1	1	1	1	0	4	1.2
at UNLV	02/06/10	1	1	1	1.000	0	0	.000	0	0	.000	0	1	1	1.2	3	0	0	0	0	0	0	2	1.3
AIR FORCE	02/13/10	4	1	2	.500	0	0	.000	2	2	1.000	0	0	0	1.1	1	0	0	0	0	0	0	4	1.4
at Colorado State	02/17/10	4	0	0	.000	0	0	.000	0	0	.000	0	0	0	1.1	3	0	0	0	1	0	0	0	1.3
at Wyoming	02/20/10	4	0	2	.000	0	0	.000	0	0	.000	1	0	1	1.1	1	0	1	0	0	0	0	0	1.3
SAN DIEGO STATE	02/24/10	0	0	0	.000	0	0	.000	0	0	.000	0	0	0	1.0	0	0	0	0	0	0	0	0	1.2
NEW MEXICO	DNP																							
at Utah	03/03/10	2	1	1	1.000	0	0	.000	0	0	.000	0	0	0	1.0	1	0	0	0	0	0	0	2	1.3
at TCU	03/06/10	3	0	0	.000	0	0	.000	0	0	.000	0	0	0	1.0	0	0	0	0	0	0	0	0	1.2
vs. TCU	DNP																							
at UNLV	DNP																							
vs. Florida	DNP																							
Totals		0	104	12	25	.480	0	0	.000	10	15	.667	12	15	27	1.0	31	0	3	5	4	2	34	1.2

CAREER HIGHS:
 POINTS: 16 vs CSU (2009)
 FG MADE: 8 vs CSU (2009)
 FG ATT: 11 vs CSU (2009)
 FG %: .727 (8-11) vs CSU (2009)
 3FG MADE: -
 3FG ATT: -
 3FG %: -
 FT MADE: 3 vs Wagner (2009)
 FT ATT: 5 vs Boise State (2008)
 FT %: .750 (3-4) vs Wagner (2009)
 REB: 7 vs Boise State (2008), vs CSU (2009)
 ASSISTS: 2 vs Boise State (2008)
 BLOCKS: 5 vs Boise State (2008)
 STEALS: 2 vs Boise State (2008), Southern (2009)
 MINUTES: 27 vs Boise State (2008)

SEASON-HIGH POINTS (09-10):
 First Half: 4 vs. TCU
 Second Half: 7 vs. Wagner
 Game: 7 vs. Wagner

Percentage Minimums -
 4 FG, 2 3FG, 3 FT Made

ANDERSON YEAR-BY-YEAR BYU STATS																									
YEAR	GP	GS	MIN	AVG	FG	FGA	PCT	3FG	FGA	PCT	FT	FTA	PCT	OFF	DEF	TOT	AVG	Pf	Fo	A	To	Blk	Stl	Pts	AVG
2008-09	27	0	204	7.6	31	55	.564	0	0	.000	6	18	.333	18	25	43	1.6	51	1	5	6	15	6	68	2.5
2009-10	28	0	104	3.7	12	25	.480	0	0	.000	10	15	.667	12	15	27	1.0	31	0	3	5	4	2	34	1.2
TOTAL	55	0	308	5.6	43	80	.538	0	0	.000	16	33	.485	30	40	70	1.3	82	1	8	11	19	8	102	1.9



Tyler Haws
 6-5 • 200 • freshman • guard
 Alpine, Utah / Lone Peak HS

LAST OUTING: Posted 10 points while shooting 3-of-5 from the field and 4-of-4 from the free throw line — extending his BYU record of consecutive free throws to 42 — vs. Florida in the first round of the NCAA Tournament

SUMMARY: One of the most successful high school basketball players in the state of Utah, Tyler Haws is a versatile and high-energy wing player. Known for his shooting ability, Haws is only the second player in state history to be named Mr. Basketball twice. He led Lone Peak High School to two state titles and a runnerup finish and concluded his career at Lone Peak as the all-time leading scorer with 1,772 points.

TRACK HAWS IN 2009-10: Posted 10 points while shooting 3-of-5 from the field and 4-of-4 from the free throw line — extending his BYU record of consecutive free throws to 42 — vs. Florida in the first round of the NCAA Tournament ... had 8 points, 2 rebounds and 1 assist and hit 6-of-6 from the free throw line vs. TCU in the MWC Quarterfinals ... scored 2 points at TCU ... had 6 points, 6 rebounds, 3 assists and 1 steal at Utah ... scored 18 points and had 2 assists and 1 rebound against New Mexico ... Hit 8-of-8 from the free throw line for 10 points while adding 5 rebounds, 4 assists and 2 steals ... made 10-of-10 free throws and scored 22 points, adding 8 rebounds, 2 assists and 1 steal at Wyoming ... posted 4 points, 2 boards and 2 assists at Colorado State ... scored 16 points and added a career-high 4 steals to go with 2 rebounds and 2 assists against Air Force ... at UNLV, had 5 points and 3 boards ... had 4 rebounds in 12 minutes against TCU ... scored 15 points on 7-for-11 shooting, grabbing 7 rebounds with 1 assist and 1 steal against Utah ... had 7 points, 7 rebounds, 3 assists and 2 steals at New Mexico ... shot 6-of-10 and had three treys for 17 points at San Diego State while also totaling 2 rebounds and 2 assists in 32 minutes ... shot a career-best 8-of-12 from the field with career-bests 4 treys and 24 points against Wyoming, adding a team-high 6 boards and 1 block ... scored 11 points with 2 assists and 2 rebounds versus Colorado State ... had 10 points, 3 rebounds, 2 assists and 1 block at Air Force ... matched his career highs in points and rebounds with 20 points and 11 boards for his second-career double-double at UTEP, adding 2 assists and 1 steal in 36 minutes ... had 12 points, 6 rebounds,

3 assists and 2 steals against UNLV ... had 8 points, 6 rebounds, 2 assists, 1 steal and 1 block against Eastern New Mexico ... scored 12 points on 5-of-8 shooting, adding 3 rebounds and 1 steal in 32 minutes at Arizona ... named to the HoopTV Las Vegas Classic all-tournament team after averaging 13.5 points, 3.5 rebounds and 1.5 assists while shooting .833 from the field and 1.000 from the free throw line ... scored 7 points on 3-of-5 shooting vs. Nebraska and added 4 rebounds and 1 assist ... registered a career-high 20 points on career-best shooting marks of 7-of-7 from the field and 6-of-6 from the free throw line while adding 2 assists and 3 rebounds ... scored 14 points (5-of-6), adding 7 rebounds and 3 steals against Eastern Washington ... shot 6-for-12 from the field to lead all scorers against Wagner with 16 points, added 5 rebounds and 1 assist ... set new career highs with 7 field goals and 11 field goal attempts, tying his career best with 17 points, adding 4 rebounds and 1 assist in 36 minutes against Fresno State ... had a career night against Arizona State, setting new personal highs in minutes (37), rebounds (11), points (17), field goals made and attempted (5-for-10), free throws made and attempted (6-for-6) in addition to 3 assists. ... shot 5-of-8 to tie his career high of 12 points against San Francisco ... had totals of 8 points, 3 rebounds, and 1 steal at Utah State ... against Weber State, had 5 points, 3 rebounds, 2 steals, and 1 assist ... added 5 points, 4 rebounds and a steal in a win over Southern ... upped his scoring total for the third straight game, scoring 12 points with 1 assist and 1 steal as a starter against Hawaii ... against Idaho State hit 4-of-7 from the field for 9 points to go with 5 rebounds and career highs of 6 assists, 2 blocks and 1 steal ... in inaugural collegiate contest, took in a team-high 7 rebounds against Bradley, adding 4 points and 2 assists in 19 minutes.

BEFORE BYU: LONE PEAK HIGH SCHOOL: Played for Quincy Lewis at Lone Peak High School where he was the all-time leading scorer (1,772 points) ... named Deseret News Mr. Basketball as a junior and senior, only the second in the history of the state to earn the honor in back-to-back years ... named 5A state MVP as a junior and senior by the Salt Lake Tribune and as a sophomore by the Deseret News ... led Lone Peak to state titles as a sophomore and junior and a second-place finish as a senior.

HAWS'S CAREER HONORS
 2010 All-MWC Third Team
 2009 HoopTV Las Vegas Classic All-Tournament

Tyler Haws – 2009-10 Game-by-Game

Opponent	Date	GS	Min	TOTAL		3PTS		REBOUNDS		PF	FO	A	TO	Blk	Stl	Pts	Avg											
				FG	FGA	Pct	3FG	3FGA	Pct									FT	FTA	Pct	Off	Def	Tot	Avg				
BRADLEY	11/13/09		19	0	2	.000	0	0	.000	4	6	.667	2	5	7	7.0	3	0	2	0	0	4	4.0					
IDAHO STATE	11/17/09		24	4	7	.571	0	3	.000	1	1	1.000	0	5	6	6.0	4	0	6	0	2	1	9	6.5				
at Hawaii	11/20/09	*	25	4	9	.444	0	2	.000	4	4	1.000	0	0	0	4.0	3	0	1	1	0	1	12	8.3				
SOUTHERN	11/24/09	*	23	2	7	.286	0	1	.000	1	1	1.000	1	3	4	4.0	0	0	0	0	1	5	7.5					
WEBER STATE	11/27/09	*	23	1	5	.200	0	0	.000	3	4	.750	2	1	3	3.8	0	0	1	2	0	2	5	7.0				
at Utah State	12/02/09	*	26	4	7	.571	0	1	.000	0	1	1.000	2	1	3	3.7	2	0	0	1	0	1	8	7.2				
vs San Francisco	12/05/09	*	26	5	8	.625	0	3	.000	2	2	1.000	0	0	0	3.1	2	0	0	1	0	0	12	7.9				
ARIZONA STATE	12/08/09	*	37	5	10	.500	1	3	.333	6	6	1.000	5	6	11	4.1	1	0	3	2	0	0	17	9.0				
at Fresno State	12/12/09	*	36	7	11	.636	3	5	6.00	0	0	0.000	1	3	4	4.1	3	0	1	3	0	0	17	9.9				
WAGNER	12/17/09	*	22	6	12	.500	1	3	.333	3	3	1.000	1	4	5	4.2	2	0	1	1	0	0	16	10.5				
EASTERN WASHINGTON	12/19/09	*	19	5	6	.833	2	2	1.000	2	2	1.000	3	4	7	4.5	0	0	2	0	3	14	10.8					
vs NEVADA	12/22/09	*	34	7	7	1.000	0	0	.000	6	6	1.000	0	3	3	4.3	0	0	2	1	0	0	20	11.6				
vs Nebraska	12/23/09	*	33	3	5	.600	1	2	.500	0	0	.000	1	3	4	4.3	2	0	1	2	0	0	7	11.2				
at Arizona	12/28/09	*	32	5	8	.625	2	4	.500	0	0	.000	2	1	3	4.2	3	0	0	1	0	1	12	11.3				
EASTERN NEW MEXICO	01/02/10	*	20	3	6	.500	0	1	.000	2	3	.667	0	6	6	4.3	2	0	2	4	1	1	8	11.1				
UNLV	01/06/10	*	30	3	9	.333	1	1	1.000	5	6	.833	4	2	6	4.4	3	0	3	0	0	2	12	11.1				
at UTEP	01/09/10	*	36	5	9	.556	1	1	1.000	9	10	.900	3	8	11	4.8	2	0	2	2	0	1	20	11.6				
at Air Force	01/13/10	*	28	4	7	.571	0	3	.000	2	2	1.000	0	3	3	4.7	0	0	2	3	1	0	10	11.6				
COLORADO STATE	01/16/10	*	25	3	5	.600	1	2	.500	4	4	1.000	0	2	2	4.6	0	0	2	0	0	0	11	11.5				
WYOMING	01/20/10	*	35	8	12	.667	4	5	.800	4	4	1.000	4	2	6	4.7	0	0	2	1	0	2	24	12.2				
at San Diego State	01/23/10	*	32	6	10	.600	3	4	.750	2	2	1.000	1	1	2	4.5	0	0	2	1	0	0	17	12.4				
at #23/rv New Mexico	01/27/10	*	28	3	8	.375	0	1	.000	1	2	.500	2	5	7	4.6	1	0	3	2	0	2	7	12.1				
UTAH	01/30/10	*	33	7	11	.636	0	1	.000	1	2	.500	3	4	7	4.7	1	0	1	0	0	0	15	12.7				
TCU	02/02/10	*	12	0	4	.000	0	2	.000	0	0	.000	0	4	4	4.7	0	0	0	0	0	0	0	11.8				
at UNLV	02/06/10	*	29	2	8	.250	1	3	.333	0	0	.000	2	1	3	4.6	1	0	1	0	0	5	11.5					
AIR FORCE	02/13/10	*	25	5	8	.625	1	2	.500	5	6	.833	1	1	2	4.5	2	0	2	3	0	4	16	11.7				
at Colorado State	02/17/10	*	16	2	5	.400	0	2	.000	0	0	.000	2	2	4.4	2	0	2	1	0	0	4	11.4					
at Wyoming	02/20/10	*	33	6	15	.400	0	2	.000	10	10	1.000	2	6	8	4.6	1	0	2	1	0	1	22	11.8				
SAN DIEGO STATE	02/24/10	*	26	1	7	.143	0	0	.000	8	8	1.000	2	3	5	4.6	2	0	4	1	0	2	10	11.7				
NEW MEXICO	02/27/10	*	36	5	13	.385	3	8	.375	5	5	1.000	1	0	1	4.5	0	0	2	1	0	0	18	11.9				
at Utah	03/03/10	*	28	1	6	.167	0	1	.000	4	4	1.000	2	4	6	4.5	3	0	3	1	0	1	6	11.7				
at TCU	03/06/10	*	8	1	1	1.000	0	0	.000	0	0	.000	0	0	4.4	2	0	1	0	0	0	2	11.4					
vs #7 TCU	03/10/10	*	15	1	4	.250	0	0	.000	6	6	1.000	1	1	2	4.3	2	0	1	0	0	0	8	11.3				
at #3 UNLV		DNP																										
vs Florida	03/18/10	*	21	3	5	.600	0	0	.000	4	4	1.000	1	0	1	4.2	2	0	2	0	0	1	10	11.3				
Totals			32	895	127	257		494	25	68	368	104	114		912	49	94	143		42	51	0	53	41	5	26	383	11.3

CAREER HIGHS

POINTS: 24 vs. Wyoming (2010)
 FG MADE: 8 vs. Wyoming (2010)
 FG ATT: 15 at Wyoming (2010)
 FG %: 1.000 (7-7) vs. Nevada (2009)
 3FG MADE: 4 vs. Wyoming (2010)
 3FG ATT: 5 vs. Wyoming (2010)
 3FG%: .800 (4-5) vs. Wyoming (2010)
 FT MADE: 10 at Wyoming (2010)
 FT ATT: 10 at UTEP (2010), at Wyoming (2010)
 FT %: 1.000 (10-10) at Wyoming (2010)
 REB: 11 vs. Arizona St (2009), at UTEP (2010)
 ASSISTS: 6 vs. Idaho St (2009)
 STEALS: 4 vs. Air Force (2010)
 BLOCKS: 2 vs. Idaho St (2009)
 MINUTES: 37 vs. Arizona St (2009)

SEASON-HIGH POINTS (09-10):

First Half: 12 vs. Eastern Washington, vs. Nevada, at Wyoming
 Second Half: 14 at UTEP, vs. Wyoming
 Game: 24 vs. Wyoming

Percentage Minimums –
 4 FG, 2 3FG, 3 FT Made



JIMMER FREDETTE
6-2 • 190 • junior • guard
Glens Falls, N.Y.

LAST OUTING: Tied a BYU NCAA Tournament record with 37 points to go with 3 assists, 1 block and 2 steals in a career-high 46 minutes vs. Florida in the first round of the NCAA Tournament

SUMMARY: A prolific scorer, guard Jimmer Fredette is a tough, hard-nosed competitor who was ranked by ESPN.com among the nation's top 75 high school shooting guards. Known for his shooting touch, Fredette set the league scoring record at Glens Falls High School (Glens Falls, N.Y.) with 2,404 career points.

TRACKING FREDETTE IN 2009-10: Tied a BYU NCAA Tournament record with 37 points to go with 3 assists, 1 block and 2 steals in a career-high 46 minutes vs. Florida in the first round of the NCAA Tournament ... scored the most points by a single player in an MWC Tournament with 75 in two games ... scored 30 at UNLV in the MWC Semifinals while hitting 12-of-12 from the free throw line ... set MWC Tournament records with 45 points and 23-of-24 shooting from the free throw line while adding 4 rebounds and 6 assists vs. TCU in the MWC Quarterfinals ... scored 18 points with 5 assists and 2 steals at TCU ... converted 6-of-6 free throws, finishing with 8 points and 5 rebounds at Utah ... scored 26 points while hitting 4-of-8 from three and adding 6 rebounds and 5 assists vs. San Diego State ... scored 22 points, shooting 7-for-14 from the field, 3-for-6 from three and 5-for-5 from the charity stripe, adding 4 assists and 1 rebound at Wyoming ... shot 12-of-22 from the field, 6-of-10 from three and 6-of-7 from the free throw line for 36 points while adding 5 boards, 6 assists and 1 steal at Colorado State ... had 9 points, 6 assists and 1 rebound against Air Force ... scored 21 points (11-for-13 FT) and had 7 rebounds, 6 assists and 2 steals at UNLV ... made four three-pointers and all six free throws on the way to 26 points against TCU while gaining 4 rebounds, 3 assists and 1 steal in 29 minutes ... scored 36 points (11-for-23 FG, 4-for-5 3FG, 10-for-12 FT), the most-ever by a Cougar against Utah, with 4 rebounds, 2 assists and 1 steal in 35 minutes ... at New Mexico, had a game-high 27 points, shooting 8-of-21, 4-of-6 from three and 7-of-7 from the free throw line with 7 assists, 1 steal and 1 rebound ... scored 33 points, shooting 11-of-19 FG, 5-of-8 3FG and 6-of-6 FT at San Diego State in addition to 5 assists, 3 boards, 1 block and 1 steal in 38 minutes ... against Wyoming, had 11 points, 6 rebounds, 3 assists and 2 steals ... had a game-high 21 points to go with 4 assists and 2 rebounds versus Colorado State ... set a new BYU record for most points in a single game, scoring 49 at Arizona, breaking Bob Skousen's mark of 47 set against UCLA in 1961 ... total was the most points scored at the McKale Center

and tied for the most ever by a Mountain West Conference player ... hit 9 three-pointers, also a new BYU single-game record, breaking Mike Rose's mark of 8 and tying the MWC record for most threes in a game ... shot 16-of-23 (.696) from the field, 9-of-13 (.692) from three and 8-of-9 (.889) from the free throw line ... added nine assists, seven rebounds and two steals in 36 minutes ... named Fiesta Bowl Classic MVP ... named MVP of the HoopTV Las Vegas Classic after averaging 28.5 points, 5.0 assists and 2.0 rebounds while shooting .679 from the field and .944 from the free throw line ... scored 24 points on shooting 8-of-12 from the field and 8-of-9 from the free throw line while adding 4 assists, 3 rebounds and 1 steal ... scored a career-high 33 points while shooting 11-of-16 from the field, 2-of-5 from three and 9-of-9 from the free throw line while adding 6 assists and 3 steals ... eclipsed 1,000-points for his career when he hit a three with 1:00.4 left against Nevada ... scored 20 points and added 6 assists, 2 rebounds and 2 steals in just 20 minutes against Eastern Washington ... at Fresno State, scored a team-high 24 points, including 18 in the second half, adding 7 assists, 3 rebounds and 2 steals ... ended his BYU-record consecutive free throw streak at 39 against the Bulldogs ... broke Michael Smith's BYU record for consecutive free throws made, hitting his 33rd in a row in the second half against Arizona State ... made 8-for-8 from the free-throw line on the night, pushing the streak to 35 in a row ... finished with 10 points, 6 assists, 4 rebounds, 1 steal and no turnovers in 38 minutes against the Sun Devils ... posted 13 points, 6 assists, 3 rebounds and 2 steals against San Francisco ... scored 19 points, grabbed 7 rebounds and had 2 assists and 1 steal at Utah State ... shot 10-of-10 from the free throw line, scoring a team-high 23 points to go with 7 assists, 2 rebounds, 1 block and 1 steal ... had his second career double-double, scoring 12 points and a tying his career-high 10 assists, adding 4 steals and 3 rebounds with no turnovers ... scored 20-plus points for the third straight game, shooting 9-of-14 for 20 points and a team-high 8 assists with 2 steals and 1 block ... scored a game-high 22 points vs. Idaho State while shooting 7-of-13 from the field, 2-of-3 from downtown and 6-of-7 from the line while adding 3 boards, 2 assists and 3 steals ... had team-highs of 25 points and 4 assists, adding 5 rebounds in 37 minutes against Bradley ... set a new career-high at the free throw line in makes and attempts, shooting 12-of-14, including 12 straight makes.

FREDETTE'S CAREER HONORS

- 2010 Sporting News All-America Third Team
- 2010 USBWA District VIII Player of the Year
- 2010 USBWA All-District VIII
- 2010 NABC All-District First Team
- 2010 All-MWC First Team
- 2010 MWC All-Tournament
- Wooden Award Candidate
- Naimsmith Trophy Candidate
- Oscar Robertson Trophy Finalist
- Festa Bowl Classic MVP
- 2009 HoopTV Las Vegas Classic MVP
- 2009-10 MWC Player of the Week (five times)
- USBWA National Player of the Week
- 2009 CollegeHoops.net High-Major All-America Honorable Mention
- 2009 USBWA All-District VIII
- 2009 All-MWC First Team
- 2009 MWC All-Tournament
- 2008-09 MWC Player of the Week (two times)

Jimmer Fredette – 2009-10 Game-by-Game

Opponent	Date	GS	Min	TOTAL			3PTS			REBOUNDS			PF	FO	A	TO	Blk	Stl	Pts	Avg									
				FG	FGA	Pct	3FG	FGA	Pct	FT	FTA	Pct									Off	Def	Tot						
BRADLEY	11/13/09	*	37	6	14	.429	1	5	200	12	14	.857	1	4	5	5.0	1	0	2	0	25	25.0							
IDAHO STATE	11/17/09	* 30	7	13	.538	2	3	.667	6	7	.857	2	1	3	4.0	0	2	3	0	3	22	23.5							
at Hawai'i	11/20/09	* 32	9	14	.643	0	2	.000	2	2	1.000	0	0	0	2.7	2	0	8	2	1	2	20	22.3						
SOUTHERN	11/24/09	* 18	5	11	.455	2	2	1.000	0	0	.000	2	1	3	2.8	1	0	10	0	4	12	19.8							
WEBER STATE	11/27/09	* 32	5	13	.385	3	5	.600	10	10	1.000	0	2	2	2.6	1	0	7	2	1	1	23	20.4						
at Utah State	12/02/09	* 35	5	15	.333	3	6	.500	6	6	1.000	2	5	7	3.3	1	0	2	3	0	1	19	20.2						
vs San Francisco	12/05/09	* 28	4	8	.500	1	2	.500	4	4	1.000	0	3	3	3.3	1	0	6	5	0	2	13	19.1						
ARIZONA STATE	12/08/09	* 38	1	13	.077	0	5	.000	8	8	1.000	0	4	4	3.4	0	0	6	0	0	1	10	18.0						
at Fresno State	12/12/09	* 35	8	16	.500	4	8	.500	4	5	.800	2	1	3	3.3	2	0	7	7	0	2	24	18.7						
WAGNER	12/17/09	* 28	2	5	.400	0	1	.000	5	6	.833	0	1	1	3.1	0	0	2	3	0	2	9	17.7						
EASTERN WASHINGTON	12/19/09	* 22	7	14	.500	1	4	.250	5	5	1.000	1	1	2	3.0	0	0	6	2	0	2	20	17.9						
vs NEVADA	12/22/09	* 34	11	16	.688	2	5	.400	9	9	1.000	0	1	2	2.8	1	0	6	5	0	3	33	19.2						
vs Nebraska	12/23/09	* 34	8	12	.667	0	2	.000	8	9	.889	0	3	3	2.8	3	0	4	3	1	1	24	19.5						
at Arizona	12/28/09	* 36	16	23	.696	9	13	.692	8	9	.889	1	6	7	3.1	2	0	9	5	0	2	49	21.6						
EASTERN NEW MEXICO		DNP																											
UNLV	01/06/10	* 25	2	10	.200	1	2	.500	2	2	1.000	0	1	1	3.0	0	0	1	3	0	0	7	20.7						
UTEP		DNP																											
at Air Force	01/13/10	* 18	2	4	.500	1	2	.500	3	5	.600	0	1	1	2.9	0	0	3	1	0	0	8	19.9						
COLORADO STATE	01/16/10	* 24	6	18	.444	2	5	.400	3	3	1.000	1	1	2	2.8	1	0	4	3	0	0	21	19.9						
WYOMING	01/20/10	* 32	3	11	.273	1	4	.250	4	7	.571	2	4	6	3.0	2	0	3	0	0	2	11	19.4						
at San Diego State	01/23/10	* 38	11	19	.579	5	8	.625	6	6	1.000	1	2	3	3.0	1	0	5	3	1	1	33	20.2						
at #23/rv New Mexico	01/27/10	* 34	8	21	.381	4	6	.667	7	7	1.000	0	1	1	2.9	2	0	7	3	0	1	27	20.5						
UTAH	01/30/10	* 35	11	23	.478	4	5	.800	10	12	.833	1	3	4	2.8	3	0	2	3	0	1	36	21.1						
TCU	02/02/10	* 29	8	17	.471	4	6	.667	6	6	1.000	0	4	4	3.0	0	0	3	1	0	1	26	21.5						
at UNLV	02/06/10	* 37	4	15	.267	2	7	.286	11	13	.846	2	5	7	3.2	1	0	6	2	0	2	21	21.4						
AIR FORCE	02/13/10	* 27	3	6	.500	1	3	.333	2	2	1.000	1	0	1	3.1	1	0	6	1	0	0	9	20.9						
at Colorado State	02/17/10	* 36	12	22	.545	6	10	.600	6	7	.857	2	3	5	3.2	1	0	6	6	0	1	36	21.5						
at Wyoming	02/20/10	* 36	7	14	.500	3	6	.500	5	5	1.000	0	1	1	3.1	1	0	4	1	0	0	22	21.5						
SAN DIEGO STATE	02/24/10	* 36	8	17	.471	4	8	.500	6	11	.545	1	5	6	3.2	1	0	5	1	0	0	26	21.7						
NEW MEXICO	02/27/10	* 16	3	7	.429	0	2	.000	0	0	.000	2	2	2	3.1	0	0	2	2	0	0	6	21.1						
at Utah	03/03/10	* 19	1	7	.143	0	1	.000	6	6	1.000	0	5	3	2	2	0	0	2	0	0	8	20.7						
at TCU	03/06/10	* 22	5	11	.455	1	4	.250	7	8	.875	0	0	0	3.1	1	0	5	2	0	2	18	20.6						
vs #7 TCU	03/10/10	* 38	10	23	.435	2	10	.200	23	24	.958	1	3	4	3.1	0	0	6	3	0	0	45	21.4						
at #3 UNLV	03/12/10	* 36	7	20	.350	4	11	.364	12	12	1.000	2	2	3	3.1	1	0	4	4	0	1	30	21.7						
vs Florida	03/18/10	* 46	13	26	.500	3	8	.375	8	10	.800	1	1	2	3.1	1	0	3	5	1	2	37	22.1						
Totals			32	1023		220	478		460	76	171		444	214	240		892	25	77	102	31	34	0	154	88	5	40	730	22.1

CAREER HIGHS:

- POINTS: 49 vs. Arizona (2009)
- FG MADE: 16 vs. Arizona (2009)
- FG ATT: 26 vs. Florida (2010)
- FG%: .857 (6-7) vs. Hartford (2008), vs. Portland (2008)
- 3FG MADE: 9 vs. Arizona (2009)
- 3FG ATT: 13 vs. Arizona (2009)
- 3FG%: .800 (4-5) vs. Hartford (2008), at AFA (2009), vs. Utah (2010)
- FT MADE: 23 vs. TCU-MWC (2010)
- FT ATT: 24 vs. TCU-MWC (2010)
- FT%: 1.000 (12-12) vs. UNLV-MWC (2010)
- REB: 8 at Wyoming (2009)
- ASSISTS: 10 at Utah (2009), vs. Southern (2009)
- BLOCKS: 1, 10 times
- STEALS: 5 at SDSU (2009)
- MINUTES: 46 vs. Florida (2010)

SEASON-HIGH POINTS (09-10):

- First Half: 24 vs. Arizona
- Second Half: 30 vs. TCU-MWC
- Game: 49 vs. Arizona
- Percentage Minimums - 4 FG, 2 3FG, 3 FT Made

FREDETTE YEAR-BY-YEAR BYU STATS

YEAR	GP	GS	MIN	AVG	FG	FGA	PCT	3FG	FGA	PCT	FT	FTA	PCT	OFF	DEF	TOT	AVG	PF	FO	A	TO	BLK	STL	PTS	AVG
2007-08	35	0	647	18.5	83	204	.407	43	128	.336	35	41	.854	8	29	37	1.1	44	0	61	41	3	27	244	7.0
2008-09	33	32	1090	33.0	184	383	.480	52	136	.382	116	137	.847	18	80	98	3.0	43	0	135	85	3	50	536	16.2
2009-10	33	32	1023	31.0	220	478	.460	76	171	.444	214	240	.892	25	77	102	3.1	34	0	154	88	5	40	730	22.1
TOTAL	101	64	2760	27.3	487	1065	.457	171	435	.393	365	418	.873	51	186	237	2.3	121	0	350	214	11	117	1510	15.0



NOAH HARTSOCK
 6-8 • 215 • sophomore • forward
 Bartlesville, Okla.

LAST OUTING: Had 8 points, 3 rebounds and 1 assist in a career-high 38 minutes vs. Florida in the first round of the NCAA Tournament

SUMMARY: A highly skilled offensive player with strong post moves, Hartssock has a soft touch from midrange and a solid stroke behind the three-point arc. He has excellent quickness and strength to complement his size. After suffering through an injury early in his freshman campaign, Hartssock stepped up his game late in the season and posted strong performances in the postseason. He finished the year averaging 2.4 points and 2.3 rebounds while shooting 58.1 percent from the field. Hartssock prepped at Bartlesville High School in Oklahoma where he averaged 27.6 points per game, third in the state, as a senior in 2005-06 and was an all-state selection.

TRACKING HARTSOCK IN 2009-10: Had 8 points, 3 rebounds and 1 assist in a career-high 38 minutes vs. Florida in the first round of the NCAA Tournament ... posted 2 points, 6 rebounds, 1 assist, 1 block and 1 steal at UNLV in the MWC Semifinals ... had 7 points on perfect 3-of-3 shooting while adding 7 rebounds, 1 block and 2 steals vs. TCU in the MWC Quarterfinals ... had 2 points, 3 rebounds, 1 assist and 1 block at TCU ... pulled down a team-high 8 rebounds with 2 points, 2 blocks and 1 steal at Utah ... against New Mexico, had 8 points, 6 boards, 3 assists and 2 blocks ... posted 4 rebounds against San Diego State ... had 2 points, 3 rebounds, 2 assists, 1 block and 1 steal at Wyoming ... at Colorado State had 12 points, a career-best 12 rebounds, 2 assists and 2 blocks for his first career double-double ... against Air Force totaled 8 points, 6 boards and 2 assists ... went for 8 points, 4 rebounds, 2 blocks and 1 assist at UNLV ... shot 6-for-9 for 14 points with 6 boards, 1 block and 1 steal against TCU ... against Utah, recorded 3 rebounds, 2 points and 1 block ... went for 10 ten points, 7 rebounds, 1 block and 1 assist in a career-high 32 minutes at New Mexico ... at San Diego State, finished with 4 points, 2 boards, 2 assists and tied a career high with 4 blocks ... had 8 points, 4 rebounds, 2 steals and 1 block against Wyoming ... blocked a career-high 4 shots against Colorado State, adding 6 points, 3 boards and 3 assists ... at Air Force,

had 1 rebound in 7 minutes of play ... had 4 rebounds, 2 points, 2 blocks, and 1 steal at UTEP ... scored a career-high 17 points, including 13 in the first half, adding 6 boards, 1 assist, 1 block and 1 steal against UNLV ... had a career-high 6 assists, adding 12 points (6-of-6 shooting), 8 rebounds and 1 block in 21 minutes against Eastern New Mexico ... at Arizona, had 5 points, 5 rebounds and 1 block ... had 4 points, 3 rebounds, 2 assists and 1 block vs. Nebraska ... scored 12 points on 5-of-6 shooting from the field vs. Nevada while adding 6 rebounds, 3 assists and 1 block ... against Eastern Washington, had 2 blocks, 2 points and 2 rebounds ... shot 5-of-8 for 12 points, 8 rebounds, a career-high 4 assists, 3 blocks and 1 steal in 24 minutes against Wagner ... had a career-high 11 rebounds and scored 9 points in 26 minutes at Fresno State ... set a new career-high with 13 points on 6-of-9 shooting, adding 4 rebounds and 1 steal in 25 minutes against Arizona State ... made his first career start against San Francisco, recording a career high 28 minutes to post 5 rebounds, 2 steals, 2 blocks, 2 assists and 2 points ... at Utah State, had 4 points, 4 rebounds, 2 blocks and 1 assist ... played 19 minutes to score 5 points, 3 rebounds, 1 block and 1 steal against Weber State ... recorded 8 points, and 5 rebounds against Southern ... at Hawaii, tied career-highs of 7 rebounds and 26 minutes of playing time, adding 5 points, 1 block and 1 steal ... posted 6 points, 5 rebounds, 2 assists, 2 blocks and 1 steal against Idaho State ... had 4 points (2-of-2) and 2 rebounds in 15 minutes of play against Bradley.

BEFORE BYU: BARTLESVILLE HIGH SCHOOL: McDonalds High School All-America nominee ... averaged 27.6 points per game as a senior at Bartlesville High School and was the third-highest scorer in the state of Oklahoma and the highest in the 6A division ... led the Bruins in rebounds with 8.0 per game while recording 100 blocks in 27 outings ... named all-state by the Tulsa World ... recipient of the KTUL-TV Elite 8 Champions Award as the best boys basketball player in his area of the state ... Oklahoma Tipoff Magazine Feb 5 pick ... scored 32 points and pulled down 10 rebounds in BHS loss to Union in the Frontier Conference title game.

Noah Hartssock – 2009-10 Game-by-Game

Opponent	Date	GS	Min	TOTAL			3PTS			REBOUNDS										Pct	Avg				
				FG	FGA	Pct	3FG	FGA	Pct	FT	FTA	Pct	Off	Def	Tot	Avg	PF	FO	A			TO	Blk	Stl	Pts
BRADLEY	11/13/09		15	2	2	1.000	0	0	0.000	0	0	0.000	2	0	2	2.0	3	0	0	0	0	0	4	4.0	
IDAHO STATE	11/17/09		21	2	3	.667	0	0	0.000	2	2	1.000	2	3	5	3.5	0	2	0	2	1	6	5.0		
at Hawai'i	11/20/09		26	2	4	.500	0	0	0.000	1	1	1.000	3	4	7	4.7	3	0	0	2	1	5	5.0		
SOUTHERN	11/24/09		14	3	5	.600	0	0	0.000	2	2	1.000	2	3	5	4.8	1	0	1	0	0	8	5.8		
WEBER STATE	11/27/09		19	2	3	.667	1	1	1.000	0	0	0.000	0	3	3	4.4	0	0	0	1	1	5	5.6		
at Utah State	12/02/09		22	2	3	.667	0	0	0.000	0	0	0.000	0	4	4	4.3	2	0	1	0	2	4	5.3		
vs San Francisco	12/05/09	*	28	1	2	.500	0	0	0.000	0	0	0.000	0	5	4	4.4	2	2	0	2	2	2	4.9		
ARIZONA STATE	12/08/09	*	25	6	9	.667	0	0	0.000	1	1	1.000	1	3	4	4.4	1	0	0	0	1	13	5.9		
at Fresno State	12/12/09	*	26	4	5	.800	0	0	0.000	1	3	.333	1	10	11	5.1	2	0	0	1	0	9	6.2		
WAGNER	12/17/09	*	24	5	8	.625	0	0	0.000	2	3	.667	3	5	8	5.4	4	0	4	0	3	1	12	6.8	
EASTERN WASHINGTON	12/19/09	*	20	1	3	.333	0	0	0.000	0	0	0.000	0	2	2	5.1	2	0	1	2	0	2	6.4		
vs NEVADA	12/22/09	*	24	5	6	.833	0	0	0.000	2	2	1.000	3	3	6	5.2	4	0	3	1	1	0	12	6.8	
vs Nebraska	12/23/09	*	25	2	4	.500	0	0	0.000	0	0	0.000	0	3	3	5.0	2	2	2	1	0	4	6.6		
at Arizona	12/28/09	*	21	2	7	.286	0	0	0.000	1	2	.500	4	1	5	5.0	3	0	0	1	0	5	6.5		
EASTERN NEW MEXICO	01/02/10	*	21	6	6	1.000	0	0	0.000	0	0	0.000	4	4	8	5.2	0	6	1	1	0	12	6.9		
UNLV	01/06/10	*	27	6	13	.462	0	0	0.000	5	6	.833	3	6	9	5.3	2	0	1	0	1	1	17	7.5	
at UTEP	01/09/10	*	24	1	2	.500	0	0	0.000	0	0	0.000	0	4	4	5.2	4	0	0	1	2	1	7.2		
at Air Force	01/13/10	*	7	0	0	.000	0	0	0.000	0	0	0.000	0	1	1	4.9	3	0	0	1	0	0	6.8		
COLORADO STATE	01/16/10	*	23	3	4	.750	0	0	0.000	0	0	0.000	1	2	3	4.8	1	0	3	1	4	0	6	6.7	
WYOMING	01/20/10	*	26	3	4	.750	0	0	0.000	2	2	1.000	0	4	4	4.8	0	0	0	1	2	8	6.8		
at San Diego State	01/23/10	*	22	2	4	.500	0	0	0.000	0	0	0.000	0	2	2	4.7	2	0	2	0	4	0	6	6.7	
at #23/rv New Mexico	01/27/10	*	32	4	7	.571	0	0	0.000	2	3	.667	1	6	7	4.8	0	1	0	1	0	10	6.8		
UTAH	01/30/10	*	24	1	2	.500	0	0	0.000	0	0	0.000	0	3	3	4.6	1	0	0	1	0	2	6.6		
TCU	02/02/10	*	30	6	9	.667	0	1	1.000	2	2	1.000	3	3	6	4.8	1	0	0	2	1	14	6.9		
at UNLV	02/06/10	*	25	3	9	.333	0	1	1.000	2	2	1.000	3	1	4	4.7	4	0	1	0	2	0	8	7.0	
AIR FORCE	02/13/10	*	25	4	7	.571	0	0	0.000	0	0	0.000	2	4	6	4.8	2	2	1	0	0	8	7.0		
at Colorado State	02/17/10	*	32	3	4	.750	0	0	0.000	6	6	1.000	2	10	12	5.0	3	0	2	1	2	0	12	7.2	
at Wyoming	02/20/10	*	18	1	4	.250	0	1	1.000	0	0	0.000	2	1	3	5.0	4	0	2	0	1	1	2	7.0	
SAN DIEGO STATE	02/24/10	*	26	0	5	.000	0	0	0.000	0	0	0.000	0	4	4	4.9	2	0	1	0	0	0	6.8		
NEW MEXICO	02/27/10	*	31	4	8	.500	0	0	0.000	0	0	0.000	2	4	6	5.0	2	0	3	0	2	0	8	6.8	
at Utah	03/03/10	*	28	0	1	.000	0	0	0.000	2	2	1.000	2	6	8	5.1	3	0	1	2	1	2	6.5		
at TCU	03/06/10	*	15	1	1	1.000	0	0	0.000	0	0	0.000	1	2	3	5.0	3	0	1	1	1	0	2	6.6	
vs #7 TCU	03/10/10	*	29	3	3	1.000	0	0	0.000	1	1	1.000	3	4	7	5.1	4	0	0	1	1	2	7	6.5	
at #3 UNLV	03/12/10	*	34	1	4	.250	0	0	0.000	0	0	0.000	1	5	6	5.1	2	0	1	1	1	1	2	6.4	
vs Florida	03/18/10	*	38	3	7	.429	0	0	0.000	2	2	1.000	1	2	3	5.0	1	0	1	1	0	0	8	6.4	
Totals			29	847	94	168	.560	1	4	250	36	42	.857	52	124	176	5.0	73	0	40	21	46	17	225	6.4

CAREER HIGHS:

POINTS: 17 vs. UNLV (2010)
 FG MADE: 6, four times, last vs. TCU (2010)
 FG ATT: 13 vs. UNLV (2010)
 FG %: 1.000 (6/6) ENM (2010)
 3FG MADE: 1 vs. Weber St (2009)
 3FG ATT: 1 vs. Weber St (2009), vs. TCU (2010)
 3FG %:
 FT MADE: 6 at CSU (2010)
 FT ATT: 6 vs. UNLV (2010), 6 at CSU (2010)
 FT %: 1.000 (6-6) at CSU (2010)
 REB: 12 at Colorado State (2010)
 ASSISTS: 6 vs. ENM (2009)
 BLOCKS: 4 vs. Colorado St. (2010), vs. San Diego State (2010)
 STEALS: 2 at SDSU (2009), vs. San Francisco (2009), vs. Wyoming (2010), vs. TCU-MWC (2010)
 MINUTES: 38 vs. Florida (2010)

SEASON-HIGH POINTS (09-10):

First Half: 13 vs. UNLV
 Second Half: 8 vs. Nevada
 Game: 17 vs. UNLV

Percentage Minimums –
 4 FG, 2 3FG, 3 FT Made

HARTSOCK YEAR-BY-YEAR BYU STATS

YEAR	GP	GS	MIN	AVG	FG	FGA	PCT	3FG	FGA	PCT	FT	FTA	PCT	OFF	DEF	TOT	AVG	PF	FO	A	TO	BLK	STL	PTS	AVG
2008-09	27	0	304	11.3	25	43	.581	0	0	0.000	16	27	.593	25	38	63	2.3	43	0	7	14	15	6	66	2.4
2009-10	35	29	847	24.2	94	168	.560	1	4	250	36	42	.857	52	124	176	5.0	73	0	40	21	46	17	225	6.4
TOTAL	62	29	1151	18.6	119	211	.564	1	4	250	52	69	.754	77	162	239	3.9	116	0	47	35	61	23	291	4.7



JONATHAN TAVERNARI

6-6 • 215 • senior • forward
Sao Bernardo, Brazil

LAST OUTING: Hit 2 threes for 6 points to go with 3 rebounds, 1 assist and 3 steals vs. Florida in the first round of the NCAA Tournament

SUMMARY: The 2007 Mountain West Conference Freshman of the Year, Jonathan Tavernari followed a standout season in his first year with the Cougars with a record-setting sophomore campaign. He earned All-MWC Third Team honors and set the BYU single-season and sophomore MWC three-point record with 88 triples. Tavernari repeated as a third-team selection in 2009 and posted averages of 15.7 points and 7.2 rebounds per game. The 6-foot-6 forward was the lone non-professional to earn a spot on the 2008 Brazilian Senior National Team, playing in the Olympic Qualifying Tournament in Athens. He is participating with the team in the summer of 2009 and trying to help Brazil earn a spot in the 2010 World Championships in Turkey. He is a skilled perimeter player with great physical presence who has deep range and an excellent shooting touch. He led the state of Nevada in scoring as a senior at Bishop Gorman High School at 23.1 points per game.

TRACKING TAVERNARI IN 2009-10: Hit 2 threes for 6 points to go with 3 rebounds, 1 assist and 3 steals vs. Florida in the first round of the NCAA Tournament ... had 4 points, 1 assist and 2 steals at UNLV in the MWC Semifinals ... had 9 points, 2 rebounds and 1 assist vs. TCU in the MWC Quarterfinals ... scored a season-high 23 points on 9-of-12 shooting, hitting five treys and adding 4 rebounds, 3 steals and 3 assists at TCU ... had 2 rebounds and 1 steal at Utah ... went for 8 points, 6 boards, 2 assists and 1 steal vs. New Mexico ... had 11 points, 3 rebounds and 2 steals vs. San Diego State ... shot 7-for-12 for 17 points at Wyoming to go with 8 rebounds, 2 steals and 2 assists ... had 13 points while hitting 3-of-6 threes to go with 4 steals, 2 boards and 1 assist at Colorado State ... scored 17 points in the first half shooting 5-for-5 from the three-point line against Air Force, finishing with 19 points, 5 boards, 3 steals and 2 assists ... shot 7-for-12 from the field for 16 points, adding 7 rebounds, 2 assists and 1 steal in 33 minutes at UNLV ... had 6 points, 4 rebounds and 1 assist against TCU ... had 5 points, 3 rebounds, 2 assists, and 1 steal against Utah ... scored 17 points on 5-of-11 shooting, making three treys and all four of his free throws, adding 4 rebounds, 1 steal, 1 assist and 1 block at New Mexico ... at San Diego State, had 5 boards, 3 points, 2 assists, 1 steal and

1 block ... pulled down 5 rebounds with 3 points and 2 assists versus Wyoming ... had 14 points, 4 steals, 3 boards and 2 assists versus Colorado State ... grabbed 6 rebounds with 5 points, 2 assists and 2 steals in 30 minutes at Air Force ... scored a season-high 19 points on 7-of-12 shooting, adding 6 boards, 2 assists, and 1 steal in just 17 minutes at UTEP ... set a season-high with 9 rebounds and matched his season-high of 17 points, including 4 treys, adding 3 assists, 2 blocks and 1 steal against UNLV ... made his first six shots, including 3-of-3 from downtown, to score 15 points and adding 7 rebounds, 2 assists and 1 block against Eastern New Mexico ... at Arizona, had 5 boards, 2 points and 2 assists in 22 minutes ... had 7 points, 3 rebounds and 3 assists vs. Nebraska ... had 2 points, 4 rebounds, 3 assists and 2 steals vs. Nevada ... scored 5 points and had 1 rebound against Eastern Washington ... scored 14 points on 7-of-12 shooting against Wagner in addition to 4 rebounds and 1 steal ... scored 10 points with 4 rebounds, 2 steals and 1 assist at Fresno State ... had 9 points, 5 rebounds, 4 assists, 1 block and 1 steal against Arizona State ... broke the school record for most three-pointers in a career, making his 214th midway through the second half, finishing with 10 points and nabbing 2 boards against San Francisco ... had a team-high 8 rebounds, adding 4 points, 1 assist and 1 steal at Utah State ... scored 14 points, grabbed 7 rebounds, and added 2 steals and 1 assist in 32 minutes versus Weber State ... broke the school record for three-pointers attempted in a career, shooting 7 treys on the way to 14 points, 4 rebounds, 2 steals, 1 block and 1 assist ... netted 17 points on 7-of-14 shooting, adding 5 boards, 2 steals and an assist at Hawaii ... totaled 4 points, 6 rebounds, 2 assists and 1 steal against Idaho State ... had 13 points, 4 rebounds and 1 steal vs. Bradley.

TAVERNARI'S CAREER HONORS

- 2010 MWC Sixth Man of the Year
- 2010 All-MWC Third Team
- 2009-10 MWC Player of the Week
- 2009 All-MWC Third Team
- 2009 Team Captain
- 2008 All-MWC Third Team
- 2007 MWC Freshman of the Year

Jonathan Tavernari – 2009-10 Game-by-Game

Opponent	Date	GS	Min	TOTAL			3PTS			REBOUNDS										Pct	Avg				
				FG	FGA	Pct	3FG	FGA	Pct	FT	FTA	Pct	Off	Def	Tot	Avg	PF	FO	A			TO	Blk	Stl	Pts
BRADLEY	11/13/09	*	33	5	18	.278	3	8	.375	0	0	.000	0	4	4	4.0	3	0	4	0	1	13	13.0		
IDAHO STATE	11/17/09	*	21	2	12	.167	0	6	.000	0	0	.000	2	4	6	5.0	2	0	2	0	0	1	4	8.5	
at Hawai'i	11/20/09	*	29	7	14	.500	3	7	.429	0	0	.000	0	5	5	5.0	2	0	1	0	0	2	17	11.3	
SOUTHERN	11/24/09	*	15	6	12	.500	2	7	.286	0	0	.000	2	2	4	4.8	0	0	1	0	1	2	14	12.0	
WEBER STATE	11/27/09	*	32	5	10	.500	1	2	.500	3	4	.750	0	7	7	5.2	4	0	1	1	0	2	14	12.4	
at Utah State	12/02/09	*	25	1	11	.091	1	5	.200	1	2	.500	1	7	8	5.7	0	0	1	1	0	1	4	11.0	
vs San Francisco	12/05/09		26	4	9	.444	2	5	.400	0	0	.000	0	2	2	5.1	2	0	0	0	0	0	10	10.9	
ARIZONA STATE	12/08/09		25	2	8	.250	1	3	.333	4	4	1.000	0	5	5	5.1	2	0	4	1	1	1	9	10.6	
at Fresno State	12/12/09		23	4	11	.364	2	6	.333	0	0	.000	0	4	4	5.0	3	0	1	3	0	2	10	10.6	
WAGNER	12/17/09		19	7	12	.583	0	2	.000	0	0	.000	0	4	4	4.9	1	0	0	0	0	0	14	10.9	
EASTERN WASHINGTON	12/19/09		5	2	5	.400	1	2	.500	0	0	.000	1	0	1	4.5	1	0	0	0	0	0	5	10.4	
vs NEVADA	12/22/09		29	1	5	.200	0	2	.000	0	0	.000	0	4	4	4.5	3	0	3	4	0	2	2	9.7	
vs Nebraska	12/23/09		18	2	6	.333	1	5	.200	2	2	1.000	0	3	3	4.4	2	0	3	1	0	0	7	9.5	
at Arizona	12/28/09		22	1	2	.500	0	1	.000	0	0	.000	0	5	5	4.4	2	0	2	2	0	0	2	8.9	
EASTERN NEW MEXICO	01/02/10	*	25	6	7	.857	3	3	1.000	0	0	.000	1	6	7	4.6	1	0	2	1	1	0	15	9.3	
UNLV	01/04/10		30	4	9	.444	4	8	.500	5	6	.833	1	8	9	4.9	2	0	3	1	2	1	17	9.8	
at UTEP	01/09/10		17	7	12	.583	3	6	.500	2	2	1.000	1	5	6	4.9	5	1	2	3	0	1	19	10.4	
at Air Force	01/13/10		30	2	7	.286	1	5	.200	0	0	.000	0	6	6	5.0	0	0	2	1	0	2	5	10.1	
COLORADO STATE	01/16/10		19	5	9	.556	2	3	.667	2	2	1.000	0	3	3	4.9	2	0	2	1	0	4	14	10.3	
WYOMING	01/20/10		17	0	2	.000	0	1	.000	3	4	.750	1	4	5	4.9	2	0	2	1	0	0	3	9.9	
at San Diego State	01/23/10		23	1	5	.200	1	3	.333	0	0	.000	1	4	5	4.9	0	0	2	2	1	1	3	9.6	
at #23/rv New Mexico	01/27/10		29	5	11	.455	3	5	.600	4	4	1.000	1	3	4	4.9	3	0	1	1	1	1	17	9.9	
UTAH	01/30/10		20	2	5	.400	1	1	1.000	0	0	.000	0	3	3	4.7	1	0	2	1	0	1	5	9.6	
TCU	02/02/10		21	2	7	.286	1	4	.250	1	3	.333	0	4	4	4.8	2	0	1	2	0	0	6	9.5	
at UNLV	02/06/10		33	7	12	.583	2	6	.333	0	0	.000	0	7	7	4.8	1	0	2	2	0	1	16	9.8	
AIR FORCE	02/13/10		24	6	10	.600	5	7	.714	2	2	1.000	1	4	5	4.8	1	0	2	0	0	3	19	10.2	
at Colorado State	02/17/10		29	3	10	.300	3	6	.500	4	4	1.000	0	2	2	4.7	0	0	1	1	0	4	13	10.3	
at Wyoming	02/20/10		33	7	12	.583	3	7	.429	0	0	.000	0	8	8	4.9	2	0	2	1	0	2	17	10.5	
SAN DIEGO STATE	02/24/10		27	4	11	.364	2	4	.500	1	1	1.000	0	3	3	4.8	1	0	1	0	2	11	10.5		
NEW MEXICO	02/27/10		27	4	10	.400	0	4	.000	0	1	.000	0	6	6	4.8	4	0	2	1	0	1	8	10.4	
at Utah	03/03/10		12	0	1	.000	0	1	.000	0	0	.000	1	1	2	4.7	0	0	2	0	0	1	0	10.1	
at TCU	03/06/10		30	9	12	.750	5	8	.625	0	0	.000	1	3	4	4.7	0	0	3	0	0	3	23	10.5	
vs #7 TCU	03/10/10		27	3	10	.300	3	7	.429	0	0	.000	0	2	2	4.6	3	0	1	2	0	0	9	10.5	
at #3 UNLV	03/12/10		17	1	5	.200	1	4	.250	1	2	.500	0	0	0	4.5	0	0	1	2	0	2	4	10.3	
vs Florida	03/18/10		19	2	6	.333	2	5	.400	0	0	.000	0	3	3	4.5	2	0	1	0	0	3	6	10.1	
Totals			7	831	129	308	419	62	159	390	35	43	814	15	141	156	4.5	61	1	53	43	7	48	355	10.1

CAREER HIGHS:


- POINTS: 29 vs. Louisville (2008)
- FG MADE: 10 vs. Louisville (2008), vs. North Florida (2008), at ISU (2008), vs. ASU (2008)
- FG ATT: 22 vs. Louisville (2008), vs. UNLV (2009)
- FG%: .875 (7-8) vs. WOU (2007)
- 3FG MADE: 6 vs. UNC (2008), TCU (2007)
- 3FG ATT: 16 vs. UNC (2008)
- 3FG%: 1.000 (5-5) vs. CSU (2009)
- FT MADE: 7 vs. Utah State (2008)
- FT ATT: 8 vs. Utah State (2008), vs. Bradley (2009)
- FT%: 1.000 (6-6) at Wyoming (2007), vs. Portland (2008)
- REB: 13 vs. UNLV (2008)
- ASSISTS: 6 at Weber State (2008)
- STEALS: 5 vs. Wyoming (2008), vs. UNLV (2009)
- BLOCKS: 3 vs. Wyoming-MWC (2007)
- MINUTES: 39 at ISU (2008), vs. USU (2008), at Utah (2009)

SEASON-HIGH POINTS (09-10):

- First Half: 17 vs. Air Force
- Second Half: 14 vs. UNLV
- Game: 19 at UTEP, vs. Air Force
- Percentage Minimums - 4 FG, 2 3FG, 3 FT Made

TAVERNARI YEAR-BY-YEAR BYU STATS

YEAR	GP	GS	MIN	AVG	FG	FGA	PCT	3FG	FGA	PCT	FT	FTA	PCT	OFF	DEF	TOT	AVG	PF	FO	A	TO	BLK	STL	PTS	AVG
2006-07	28	0	343	12.3	68	143	.476	29	78	.372	16	23	.696	24	56	80	2.9	33	1	17	7	8	18	181	6.5
2007-08	35	29	966	27.6	166	420	.395	88	234	.376	39	45	.867	34	150	184	5.3	70	1	53	59	16	48	459	13.1
2008-09	33	33	1042	31.6	195	451	.432	85	223	.381	42	55	.764	34	205	239	7.2	77	1	58	44	11	49	517	15.7
2009-10	35	7	831	23.7	129	308	.419	62	159	.390	35	43	.814	15	141	156	4.5	61	1	53	43	7	48	355	10.1
TOTAL	131	69	3182	24.3	558	1322	.422	264	694	.380	132	166	.795	107	552	659	5.0	241	4	181	163	42	163	1512	11.5



CHRIS MILES
 6-11 • 235 • senior • forward/center
 Provo, Utah

LAST OUTING: Had 2 points, 4 rebounds and 2 assist vs. Florida in the first round of the NCAA Tournament

SUMMARY: A two-time 4A State MVP out of Timpview High School in Provo, Miles returned from a mission for The Church of Jesus Christ of Latter-day Saints and averaged 8.6 minutes per game in 34 contests in 2007-08. As a junior in 2008-09 he started all 33 games and averaged 7.1 points and 4.0 rebounds per game while shooting 57.0 percent from the field. He averaged 2.7 points and 2.3 rebounds in 13.6 minutes per game as a freshman for BYU in 2004-05, using his quickness and versatility to make an impact in his first season with the Cougars. An excellent shot-blocker and defender who runs the floor well, he was ranked as high as the No. 2 post player in the West out of high school.

TRACKING MILES IN 2009-10: Had 2 points, 4 rebounds and 2 assist vs. Florida in the first round of the NCAA Tournament ... had 1 assist in 5 minutes at UNLV in the MWC Semifinals ... had 1 point, 2 rebounds, 1 assist and 1 steal vs. TCU in the MWC Quarterfinals ... had 2 points, 2 rebounds and 1 steal at TCU ... had 2 rebounds and 2 blocks at Utah ... versus New Mexico had 4 points, 2 boards and 1 assist ... posted 6 points, 1 rebound and 1 block vs. San Diego State ... scored 5 points, grabbed 5 rebounds and had 1 assist at Wyoming ... hit 4-of-4 from the field for 8 points to go with 3 boards, 1 block and 1 steal at Colorado State ... scored 3 points with 3 rebounds and 1 block versus Air Force ... had 2 rebounds at UNLV ... grabbed a career-high 11 rebounds with 3 points and 2 assists against TCU ... had 5 points, 3 assists, 3 rebounds and 1 steal in 28 minutes against Utah ... recorded 2 rebounds, 1 point and 1 block at New Mexico ... at San Diego State, had 7 rebounds, 6 points, 2 blocks and 1 assist in 31 minutes ... had 5 points, 5 rebounds, 3 assists and 1 steal against Wyoming ... versus Colorado State, had 4 boards, 3 points, 2 assists and 1 block ... netted 8 points, adding 2 rebounds and 1 block at Air Force ... against UNLV, had 5 rebounds, 4 points and 2 assists ... had 13 points, including 7-of-8 from the free throw line, plus 6 rebounds, 2 blocks and 1 assist against Eastern New Mexico ... scored 8 Nevada ... had 6 points, 3 rebounds, 2 blocks and 2 steals against Eastern Washington ... against Wagner, scored 6 points to go with 2 rebounds and 1 blocked shot ... tied his career high with 8 rebounds and added season-highs of 28 minutes and 3 assists to go with 2 blocks and 2 steals at Fresno State ... had 6 points, 2 rebounds and 1 steal in 12 minutes versus Arizona State ... scored 5 points, adding 3 rebounds and a block against San Francisco ... scored 11 points, had 5 rebounds, 1 block and 1 assist ... against Weber State, scored 5 points and had 3 rebounds ... shot 6-of-8 for 14 points against Southern, adding 5 rebounds and 1 assist ... played 3 minutes, recording 1 rebound at Hawaii ... had 4 points, 4 rebounds and 1 block vs. Idaho State ... started at center, scoring 2 points and picking up 3 rebounds and 2 assists in 17 minutes against Bradley.

points and had 2 rebounds, 2 assists and 2 steals in 22 minutes at Arizona ... had 4 points, 2 rebounds and 2 assists vs. Nebraska ... scored 5 points to go with 3 boards and 2 assists vs. Nevada ... had 6 points, 3 rebounds, 2 blocks and 2 steals against Eastern Washington ... against Wagner, scored 6 points to go with 2 rebounds and 1 blocked shot ... tied his career high with 8 rebounds and added season-highs of 28 minutes and 3 assists to go with 2 blocks and 2 steals at Fresno State ... had 6 points, 2 rebounds and 1 steal in 12 minutes versus Arizona State ... scored 5 points, adding 3 rebounds and a block against San Francisco ... scored 11 points, had 5 rebounds, 1 block and 1 assist ... against Weber State, scored 5 points and had 3 rebounds ... shot 6-of-8 for 14 points against Southern, adding 5 rebounds and 1 assist ... played 3 minutes, recording 1 rebound at Hawaii ... had 4 points, 4 rebounds and 1 block vs. Idaho State ... started at center, scoring 2 points and picking up 3 rebounds and 2 assists in 17 minutes against Bradley.

BEFORE BYU: (Timpview HS): Two-time 4A State MVP ... averaged 14.9 points, 8.0 rebounds and 4.5 blocks for the Thunderbirds as a senior ... also two-time Deseret News 4A MVP ... finished his career at Timpview with nearly 300 blocks, second all-time in the Utah High School record book to former BYU and NBA center Shawn Bradley ... led Timpview to the Region 6 title - the toughest league in 4A - in 2004 ... Region 6 MVP had 27 points against cross-town rival Provo and tossing in 24 in the region-clinching win at Payson.

Chris Miles – 2009-10 Game-by-Game

Opponent	Date	GS	Min	TOTAL			3PTS		REBOUNDS										PF	FO	A	TO	Blk	Stl	Pts	Avg
				FG	FGA	Pct	3FG	3FGA	Pct	FT	FTA	Pct	Off	Def	Tot	Avg										
BRADLEY	11/13/09	*	17	1	2	.500	0	0	.000	0	0	.000	1	2	3	3.0	1	0	2	0	0	0	2	2.0		
IDAHO STATE	11/17/09	*	15	1	4	.250	0	0	.000	2	2	1.000	2	2	4	3.5	1	0	0	0	1	0	4	3.0		
at Hawaii	11/20/09	*	3	0	0	.000	0	0	.000	0	0	.000	0	1	1	2.7	2	0	0	0	0	0	0	2.0		
SOUTHERN	11/24/09	*	17	6	8	.750	0	0	.000	2	2	1.000	2	3	5	3.3	0	1	1	0	0	0	14	5.0		
WEBER STATE	11/27/09	*	14	2	3	.667	0	0	.000	1	2	500	1	2	3	3.2	2	0	0	1	0	0	5	5.0		
at Utah State	12/02/09	*	22	5	9	.556	0	0	.000	1	1	1.000	1	4	5	3.5	4	0	1	0	1	0	11	6.0		
vs San Francisco	12/05/09	*	15	2	4	.500	0	0	.000	1	1	1.000	1	2	3	3.4	4	0	0	0	1	0	5	5.9		
ARIZONA STATE	12/08/09	*	12	2	2	1.000	0	0	.000	2	3	.667	1	1	2	3.3	4	0	0	1	0	1	6	5.9		
at Fresno State	12/12/09	*	28	0	2	.000	0	0	.000	0	0	.000	3	5	8	3.8	2	0	3	1	2	2	0	5.2		
WAGNER	12/17/09	*	13	3	6	.500	0	0	.000	0	2	.000	0	2	2	3.6	0	0	0	0	1	0	6	5.3		
EASTERN WASHINGTON	12/19/09	*	16	3	3	1.000	0	0	.000	0	0	.000	0	3	3	3.5	3	0	0	1	2	2	6	5.4		
vs NEVADA	12/22/09	*	14	1	3	.333	0	0	.000	3	4	.750	1	2	3	3.5	4	0	2	0	0	0	5	5.3		
vs Nebraska	12/23/09	*	20	2	2	1.000	0	0	.000	0	4	.000	1	1	2	3.4	2	0	2	1	0	0	4	5.2		
at Arizona	12/28/09	*	22	4	7	.571	0	0	.000	0	0	.000	0	2	2	3.3	4	0	2	2	0	2	8	5.4		
EASTERN NEW MEXICO	01/02/10	*	17	3	5	.600	0	0	.000	7	8	.875	1	5	6	3.5	1	0	1	0	2	0	13	5.9		
UNLV	01/06/10	*	16	2	4	.500	0	0	.000	0	0	.000	3	2	5	3.6	2	0	2	1	0	0	4	5.8		
at UTEP	01/09/10	*	22	3	5	.600	0	0	.000	0	0	.000	0	3	3	3.5	4	0	1	2	0	1	6	5.8		
at Air Force	01/13/10	*	13	3	4	.750	0	0	.000	2	2	1.000	1	1	2	3.4	0	0	0	1	0	8	5.9			
COLORADO STATE	01/16/10	*	22	1	1	1.000	0	0	.000	1	2	.500	0	4	4	3.5	3	0	2	2	1	0	3	5.8		
WYOMING	01/20/10	*	23	2	3	.667	0	0	.000	1	2	.500	0	5	5	3.6	3	0	3	2	0	1	5	5.8		
at San Diego State	01/23/10	*	31	3	7	.429	0	0	.000	0	0	.000	4	3	7	3.7	0	0	1	0	2	0	6	5.8		
at #23/rv New Mexico	01/27/10	*	11	0	3	.000	0	0	.000	1	2	.500	1	1	2	3.6	3	0	0	2	1	0	1	5.5		
UTAH	01/30/10	*	28	1	4	.250	0	0	.000	3	4	.750	1	2	3	3.6	3	0	3	1	0	1	5	5.5		
TCU	02/02/10	*	22	1	5	.200	0	0	.000	1	2	.500	3	8	11	3.9	2	0	2	0	0	0	3	5.4		
at UNLV	02/06/10	*	16	0	0	.000	0	0	.000	0	0	.000	0	2	2	3.8	3	0	0	1	0	0	0	5.2		
AIR FORCE	02/13/10	*	10	1	2	.500	0	0	.000	1	1	1.000	0	3	3	3.8	2	0	0	0	1	0	3	5.1		
at Colorado State	02/17/10	*	23	4	4	1.000	0	0	.000	0	0	.000	1	2	3	3.8	3	0	0	2	1	1	8	5.2		
at Wyoming	02/20/10	*	18	2	3	.667	0	0	.000	1	2	.500	1	4	5	3.8	4	0	1	0	0	0	5	5.2		
SAN DIEGO STATE	02/24/10	*	14	2	4	.500	0	0	.000	2	2	1.000	1	0	1	3.7	1	0	0	1	1	0	6	5.2		
NEW MEXICO	02/27/10	*	12	1	5	.200	0	0	.000	2	3	.667	1	1	2	3.7	1	0	1	0	0	0	4	5.2		
at Utah	03/03/10	*	9	0	2	.000	0	0	.000	0	0	.000	0	2	2	3.6	1	0	0	0	2	0	0	5.0		
at TCU	03/06/10	*	7	0	0	.000	0	0	.000	2	2	1.000	1	1	2	3.6	1	0	0	1	0	1	2	4.9		
vs #7 TCU	03/10/10	*	7	0	1	.000	0	0	.000	1	2	.500	1	1	2	3.5	1	0	1	0	0	1	1	4.8		
at #3 UNLV	03/12/10	*	5	0	0	.000	0	0	.000	0	0	.000	0	0	0	3.4	2	0	1	0	0	0	0	4.7		
vs Florida	03/18/10	*	22	1	1	1.000	0	0	.000	0	0	.000	1	3	4	3.4	2	0	2	1	0	0	2	4.6		
Totals			34	576	62	118	.525	0	0	.000	37	55	.673	35	85	120	3.4	75	0	34	24	20	13	161	4.6	

CAREER HIGHS

POINTS: 24 vs. Cal Poly (2008)
 FG MADE: 12 vs. Cal Poly (2008)
 FG ATT: 17 vs. Cal Poly (2008)
 FG %: 1.000 (4-4) at CSU (2010)
 FT MADE: 7 vs. Eastern New Mexico (2009)
 FT ATT: 11 vs. LBSU (2008)
 FT %: 1.000 (4-4) vs. Jackson St. (2008), vs. Santa Clara (2005), at AFA (2009)
 REB: 11 vs. TCU (2010)
 ASSISTS: 4 at Wake Forest (2008), vs. Portland (2008)
 STEALS: 3 at Utah (2009)
 BLOCKS: 4 vs. Colorado State (2005)
 MINUTES: 37 at Utah (2009)

SEASON-HIGH POINTS (09-10):

First Half: 9 vs. Southern, vs. ENM
 Second Half: 7 at Utah State
 Game: 14 vs. Southern

Percentage Minimums -
 4 FG, 2 3FG, 3 FT Made

MILES YEAR-BY-YEAR BYU STATS

YEAR	GP	GS	MIN	AVG	FG	FGA	PCT	3FG	3FGA	PCT	FT	FTA	PCT	OFF	DEF	TOT	AVG	PF	FO	A	TO	BLK	STL	PTS	AVG
2004-05	28	6	382	13.6	29	81	.358	0	0	.000	17	24	.708	28	36	64	2.3	54	0	19	20	30	5	75	2.7
2007-08	34	0	291	8.6	31	72	.431	0	0	.000	22	51	.431	20	32	52	1.5	58	1	20	24	13	9	84	2.5
2008-09	33	33	725	22.0	94	165	.570	0	0	.000	47	91	.516	50	82	132	4.0	90	2	42	46	26	23	235	7.1
2009-10	35	34	576	16.5	62	118	.525	0	0	.000	37	55	.673	35	85	120	3.4	75	0	34	24	20	13	161	4.6
TOTAL	130	73	1974	15.2	216	436	.495	0	0	.000	123	221	.557	133	235	368	2.8	277	3	115	114	89	50	555	4.3

5 PLAYERS SCORED IN DOUBLE FIGURES

11/24/09 vs. Southern, 107-51 W, Emery-16, Miles-14, Tavernari-14, Fredette-12, Abouo-11

6 PLAYERS SCORED IN DOUBLE FIGURES

12/22/06 vs. W. Oregon, 102-40 W, Tavernari-17, Cummard-14, Balderson-13, Young-10, Burgess-10, Ivanovic-10

NO PLAYERS SCORED IN DOUBLE FIGURES

2/21/05 at Air Force, 39-70 L

ONE PLAYER RECORDED A DOUBLE-DOUBLE

2/17/10 at Colorado State
Noah Hartsock, 12 points, 12 rebounds

TWO PLAYERS RECORD A DOUBLE-DOUBLE

2/2/08 at Wyoming
Trent Plaisted, 17 points, 10 rebounds
Jonathan Tavernari, 10 points, 10 rebounds

TWO DOUBLE-DIGIT REBOUNDS

2/2/08 at Wyoming
Trent Plaisted-10, Jonathan Tavernari-10

SIX PLAYERS HAD 5 OR MORE REBOUNDS

1/2/10 vs. Eastern New Mexico, Hartsock-8, Abouo-8, Tavernari 7, Miles-6, Haws-6, Zylstra-5

FIVE PLAYERS HAD 6 OR MORE REBOUNDS

1/2/10 vs. Eastern New Mexico, Hartsock-8, Abouo-8, Tavernari-7, Miles-6, Haws-6

FOUR PLAYERS HAD 9 OR MORE REBOUNDS

12/30/06 vs. Seton Hall, Cummard-12, Plaisted-9, Young-9, Ainge-9

TWO PLAYERS FOULED OUT

3/12/10 vs. UNLV-MWVC Semifinals
Charles Abouo, Jackson Emery

THREE OR MORE PLAYERS FOULED OUT

1/3/09 vs. Wake Forest
Chris Miles, Gavin MacGregor, Charles Abouo

A BYU PLAYER RECEIVED A TECHNICAL FOUL

3/13/09 vs. San Diego State - Jackson Emery

AN OPPONENT PLAYER RECEIVED A TECHNICAL FOUL

3/11/10 vs. TCU-MWVC Quarterfinals - Nikola Cerina

A BYU COACH RECEIVED A TECHNICAL FOUL

11/24/06 vs. SUU - Dave Rose

AN OPPONENT COACH RECEIVED A TECHNICAL FOUL

3/4/09 at Wyoming - Heath Schroyer

A BYU PLAYER EJECTED FROM A GAME

11/23/02 vs. Kansas State
Travis Hansen (2 technical fouls)

AN OPPONENT PLAYER EJECTED FROM A GAME

1/30/10 vs. Utah
Marshall Henderson (flagrant foul)

A COACH EJECTED FROM THE GAME

11/30/05 vs. Lamar [at Delta Center]
Lamar coach Billy Tubbs (2 tech. fouls)

AT LEAST TWO PLAYERS SCORED 20+ POINTS

3/18/10 vs. Florida-NCAA 1st Round
Jimmer Fredette 37, Michael Loyd, Jr. 26

THREE PLAYERS SCORED 20+ POINTS

3/6/10 at TCU
Tavernari 23, Emery 22, Abouo 22

FOUR PLAYERS SCORED 20+ POINTS

1/13/79 vs. UNM, D. Ainge-27, Scott Runia-25,
Devin Durrant-20, Alan Taylor-20

TWO PLAYERS SCORED 25+ POINTS

3/18/10 vs. Florida-NCAA 1st Round
Jimmer Fredette 37, Michael Loyd, Jr. 26

A PLAYER SCORED 30+ POINTS

3/18/10 vs. Florida-NCAA 1st Round, Jimmer Fredette, 37

A PLAYER ATTEMPTED 20 OR MORE FIELD GOALS

3/18/10 vs. Florida-NCAA 1st Round, Jimmer Fredette, 26

A PLAYER WITH 5 OR MORE STEALS

3/6/10 at TCU, Jackson Emery (5)

A PLAYER HAD DOUBLE-DIGIT ASSISTS

11/24/09 vs. Southern, Jimmer Fredette (10)

A PLAYER MADE DOUBLE-DIGIT FREE THROWS

3/11/10 vs. UNLV-MWVC Semis, Jimmer Fredette (12-12)

A PLAYER 100% AT FT LINE (MIN. 8 ATTS)

2/24/10 vs. UNLV-MWVC Semis, Jimmer Fredette (12-12)

A PLAYER 100% FROM FLOOR (MIN. 5 ATTS)

1/2/10 vs. Eastern New Mexico, Noah Hartsock [6-6]

A PLAYER 100% ON TREYS (MIN. 3 ATTS)

1/2/10 vs. Eastern New Mexico, Jonathan Tavernari [3-3]

DID NOT MAKE A TREY

11/22/96 vs. CS Fullerton (0-9)

LAST TIME OPPONENT DID NOT MAKE A TREY

2/2/08 at Wyoming (0-15)

BYU HAD SIX OR FEWER TURNOVERS

2/20/10 at Wyoming, 6

BYU COMMITTED 25-PLUS TURNOVERS

12/15/07 vs. Pepperdine, 86-67 W (29)

BYU COMMITTED 11 OR LESS TEAM FOULS IN A GAME

2/2/10 vs. TCU, 11

BYU SCORED 90 POINTS

3/18/10 vs. Florida-NCAA 1st Round 99-92 W

BYU SCORED 100 POINTS

3/6/10 at TCU 107-77 W

BYU SCORED 110 POINTS

12/22/09 vs. Nevada 110-104 W

BYU SCORED LESS THAN 50 POINTS IN A GAME

1/15/08 at UNLV 41-70 L

HELD OPPONENT TO LESS THAN 50 POINTS IN A GAME

2/13/10 vs. Air Force 91-48 W

BYU SCORED LESS THAN 40 POINTS IN A GAME

2/21/05 at Air Force 39-70 L

HELD OPPONENT TO LESS THAN 40 POINTS IN A GAME

12/19/09 vs. Eastern Washington 91-34 W

SHOT 60% FG

3/6/10 at TCU, (.623), 38-61

OPPONENT SHOT 60% FG

12/22/05 at Utah State, (.600), 36-60

SHOT 70% FG IN A HALF

3/6/10 at TCU, (.720), 18-25

DID NOT MISS A 2-POINT ATTEMPT IN A HALF

2/23/04 vs. Air Force, 13-13 inside the arc, (14-17, .824 overall)

SHOT LESS THAN 30% FG

2/21/05 at Air Force, (.280), 14-50

SHOT 100% FT

1/23/10 at San Diego State (8-8)

SHOT 90% FT (at least 10 attempts)

12/22/09 vs. Nevada, (.964), 27-28

SHOT LESS THAN 50% FT

11/20/08 vs. North Florida, (.400), 4-10

SHOT 60% THREE-POINTERS

2/13/10 vs. Air Force, (.600), 12-20

SHOT 70% THREE-POINTERS

1/26/08 vs. New Mexico, (.813), 13-16

OPPONENT SCORED LESS THAN 20 POINTS IN FIRST HALF

12/19/09 vs. Eastern Washington, 14 (BYU led 55-14)

OPPONENT SCORED LESS THAN 20 POINTS IN SECOND HALF

1/13/10 at Air Force, 18 (31-18, BYU won 67-49)

BYU SCORED LESS THAN 20 POINTS IN THE FIRST HALF

2/21/05 at Air Force, 13 (BYU trailed 13-37)

BYU SCORED LESS THAN 20 POINTS IN THE SECOND HALF

1/15/00 vs. Utah, 19

OPPONENT SCORED 50 OR MORE POINTS IN A HALF

2/6/10 at UNLV, 56 (first half)

BYU SCORED 50 OR MORE POINTS IN FIRST HALF

3/6/10 at TCU, 57

BYU SCORED 50 OR MORE POINTS IN SECOND HALF

3/11/10 vs. TCU-MWVC Quarterfinals, 56

BYU SCORED 60 OR MORE POINTS IN FIRST HALF

2/25/93 vs. Sacramento St., 62

BYU SCORED 60 OR MORE POINTS IN SECOND HALF

12/22/09 vs. Nevada, 64

WON BY 50 OR MORE POINTS (largest margin ever)

12/22/06 vs. W. Oregon (62) 102-40

WON BY 50 OR MORE POINTS (largest vs Division I)

12/19/09 vs. Eastern Washington (57) 91-34

WON BY 40 OR MORE POINTS

2/13/10 vs. Air Force (43) 91-48

WON BY 30 OR MORE POINTS

3/6/10 at TCU (30) 107-77

WON BY 25 OR MORE POINTS

3/6/10 at TCU (30) 107-77

LOST BY 35-plus POINTS

11/22/04 vs. North Carolina (36) 86-50

LOST BY 30-plus POINTS

2/21/05 at Air Force (31) 39-70

LOST BY 25-plus POINTS

1/15/08 at UNLV (29) 70-41

PLAYED AN OVERTIME GAME

3/18/10 vs. Florida-NCAA 1st Round, 99-92 (2OT)

WON IN SINGLE OVERTIME

2/26/08 at New Mexico, 70-69

LOST IN OVERTIME

1/27/09 at Utah, 88-94

PLAYED A DOUBLE OT GAME

3/18/10 vs. Florida-NCAA 1st Round, 99-92

PLAYED A TRIPLE OT GAME

2/28/98 at UTEP 76-75 W 3OT

WON 15 STRAIGHT GAMES

2009-10 (15)

WON 10 STRAIGHT GAMES

2009-10 (15)

WON 9 STRAIGHT GAMES

2009-10 vs. San Francisco, Arizona State, at Fresno State, Wagner, Eastern Washington, vs. Nevada, vs. Nebraska, at Arizona, vs. Eastern New Mexico

WON 8 STRAIGHT GAMES

2009-10 vs. San Francisco, Arizona State, at Fresno State, Wagner, Eastern Washington, vs. Nevada, vs. Nebraska, at Arizona

LOST 3 STRAIGHT GAMES

2004-05 (three times)
last time - @ New Mexico, @ Air Force, @ Utah

LOST 4 STRAIGHT GAMES

2004-05 @ New Mexico, @ Air Force, @ Utah, UNLV

LOST 5 STRAIGHT

2004-05 @ UNM, @ AFA, @ Utah, UNLV, vs. UNM (at MWVC)

LOST 9 STRAIGHT

1997-98

LOST 10 STRAIGHT GAMES

1996-97 (21) - school record

PLAYED AN NCAA TOURNAMENT GAME

3/18/10 vs. Florida-NCAA 1st Round, 99-92

WON AN NCAA TOURNAMENT GAME

3/18/10 vs. Florida-NCAA 1st Round, 99-92

WON TWO NCAA TOURNAMENT GAMES

1980-81 Princeton 60-51, UCLA 78-55, Notre Dame 51-50, then lost to Virginia 60-74

WON THREE NCAA TOURNAMENT GAMES

1980-81 Princeton 60-51, UCLA 78-55, Notre Dame 51-50, then lost to Virginia 60-74

WON FOUR NCAA TOURNAMENT GAMES

Never

PLAYED IN THE NIT

3/15/06 at Houston 67-77 L

WON AN NIT GAME

3/14/02 vs. UC Irvine 78-55 W

WON TWO NIT GAMES

1999-00 Bowling Green 81-54, So. Illinois 82-57
Then lost to Notre Dame in quarterfinals

WON THREE NIT GAMES

1965-66 NIT CHAMPIONS
1950-51 NIT CHAMPIONS

WON CONFERENCE TOURNEY

2000-01

WON CONFERENCE REGULAR SEASON

2008-09

WON CONFERENCE REGULAR SEASON OUTRIGHT

2007-08

DEFEATED A RANKED TEAM

11/23/07 vs. Louisville [6/6], 78-76

DEFEATED A RANKED TEAM AT HOME

2/3/07 vs. UNLV (NR/25), 90-63

DEFEATED A RANKED TEAM ON THE ROAD

2/27/07 at Air Force (20/25), 62-58

WAS RANKED IN THE TOP 25 AP POLL

3/15/10 Ranked 17th

WAS RANKED IN THE TOP 25 COACHES POLL

3/15/10 Ranked 16th

FINISHED SEASON RANKED IN THE TOP 25 POLLS

2009-10 Season - 17th (AP), 16th (Coaches)

2009-10 Box Scores

BYU vs. Bradley - Game #1

11/13/09 7:30 pm. at Marriott Center, Provo, Utah
VISITORS: Bradley Braves 0-1, 0-0 MWC

#	Player	totfg		3-pt		rebounds					pf	tp	a	blk	s	min							
		fg	fga	fg	fga	fta	of	de	tot	pf							tp	a	blk	s			
02	Dunson, Andrew	f	4	0	2	0	2	0	1	1	2	0	1	0	0	25							
24	Warren, Doree	f	4	13	2	3	2	4	6	2	13	3	0	0	0	35							
54	Singh, Sam	c	1	2	0	0	0	0	2	2	3	2	1	2	0	17							
01	McCaig, Eddren	g	2	6	0	3	2	4	3	6	1	1	0	1	0	24							
05	Manniscalco, Sam	g	3	10	3	5	6	0	2	2	4	15	2	0	1	34							
21	Egolf, Will	g	3	5	0	0	0	0	3	3	6	0	3	0	0	12							
23	Roberts, Chris	g	5	7	1	2	6	1	4	5	3	16	2	1	2	26							
32	Simms-Edwards, D.	0	2	0	0	0	2	2	2	2	2	2	0	1	14								
34	Knezevic, Milo	0	0	0	0	0	0	0	0	0	0	0	0	1	0								
41	Thompson, Anthony	0	1	0	0	2	2	0	3	0	2	0	0	1	0	13							
TEAM						2		4															
Totals.....		18		50		6		17		18		27		22		15		3		5		200	

TOTAL FG%	1st Half: 6:22 27.3%	2nd Half: 12:28 42.9%	Game: 36.0%	DEADBALL
3-Pt. FG%	1st Half: 3:6 37.5%	2nd Half: 3:9 33.3%	Game: 35.3%	REBOUNDS
F Throw %	1st Half: 10:12 83.3%	2nd Half: 8:15 53.3%	Game: 66.7%	2

HOME TEAM: BYU COUGARS 1-0; MWC 0-0

#	Player	totfg		3-pt		rebounds					pf	tp	a	blk	s	min									
		fg	fga	fg	fga	fta	of	de	tot	pf							tp	a	blk	s					
04	EMERY, Jackson	f	1	4	1	3	2	0	0	6	6	4	5	2	1	0	22								
24	TAVERNARI, Jonathanf	f	5	18	3	8	0	0	0	4	4	13	0	0	1	33									
54	MILES, Chris	c	1	2	0	0	0	1	2	3	1	2	2	0	0	17									
01	ABOUJ, Charles	g	2	7	0	1	0	0	3	2	5	2	4	0	2	18									
32	FREDETTE, Jimmer	g	6	14	1	5	12	1	4	5	1	25	4	2	0	37									
00	DAVIES, Brandon	1	1	0	0	1	4	0	3	4	3	0	2	1	0	10									
02	MORGAN, JR., Lamont	0	0	0	0	0	0	0	0	0	0	0	0	0	0	3									
10	LOYD, JR., Michael	4	4	2	0	1	0	4	4	1	10	0	0	0	1	22									
12	MAGNUSSON, Logan	0	1	0	0	0	1	1	2	0	0	1	0	0	0	2									
15	ANDERSON, James	0	0	0	0	0	0	0	0	2	0	0	0	0	0	2									
23	HAWES, Tyler	0	2	0	0	4	6	2	5	7	3	4	2	0	0	19									
34	HARTSOCK, Noah	2	2	0	0	0	0	2	2	3	4	0	0	1	0	15									
TEAM						1		2		3		4		0		1									
Totals.....		22		55		7		19		27		30		44		24		70		11		3		200	

TOTAL FG%	1st Half: 12:32 37.5%	2nd Half: 10:23 43.5%	Game: 40.0%	DEADBALL
3-Pt. FG%	1st Half: 5:14 35.7%	2nd Half: 2:5 40.0%	Game: 36.8%	REBOUNDS
F Throw %	1st Half: 3:5 60.0%	2nd Half: 16:22 72.7%	Game: 70.4%	4

Officials: Tom O'Neill, David Hall, Kelly Self

Technical fouls: BRADLEY BRAVES-None. BYU COUGARS-None.

Attendance: 16276

Score by Periods	1st	2nd	Total
BRADLEY BRAVES	25	35	60
BYU COUGARS	32	38	70

Points in the paint:BRADM 16,BY 16. Points off turnovers:BRADM 12,BY 19.
2nd chance points:BRADM 11,BY 15. Fast break points:BRADM 2,BY 0.
Bench points:BRADM 24,BY 21. Score tied-1 time. Lead changed-1 time.
Last FG:BRADM 2nd:01:44. BY 2nd:05:09.
Largest lead:BRADM by 2 1st:19:30. BY by 13 2nd:05:09.

BYU vs. Idaho State - Game #2

11/17/09 7:30 pm. at Marriott Center, Provo, Utah
VISITORS: Idaho State 0-3, 0-0 Big Sky

#	Player	totfg		3-pt		rebounds					pf	tp	a	blk	s	min											
		fg	fga	fg	fga	fta	of	de	tot	pf							tp	a	blk	s							
21	MONROE, Demetrius	f	3	11	0	0	1	6	5	11	1	7	1	3	0	30											
33	BUSMA, Devidas	c	3	7	0	0	5	6	0	0	3	11	0	0	0	25											
01	MORGAN, Amorrow	g	3	13	1	3	6	7	3	3	1	13	2	4	0	27											
02	GILCHRIST, Brodenick	0	6	0	1	3	4	1	4	5	2	3	3	0	2	33											
20	CARSON, Donnie	g	3	8	1	1	0	2	2	4	1	7	1	0	1	24											
04	LITTLE, Roland	g	3	1	0	0	1	4	0	2	3	9	0	0	0	16											
05	LACEY, Mike	0	0	0	0	0	0	0	0	2	0	2	0	1	6												
12	BALDWIN, Sherrad	0	0	0	0	0	0	0	1	1	0	0	2	0	1	9											
23	KILPATRICK, Austin	1	4	1	4	0	0	1	1	3	1	1	0	0	12												
25	TATUM, Chron	0	2	0	0	0	0	1	1	3	0	0	0	0	8												
TEAM						3		5																			
Totals.....		17		56		3		9		16		22		33		18		53		8		16		7		200	

TOTAL FG%	1st Half: 8:30 26.7%	2nd Half: 9:26 34.6%	Game: 30.4%	DEADBALL
3-Pt. FG%	1st Half: 3:4 75.0%	2nd Half: 7:5 0.0%	Game: 33.3%	REBOUNDS
F Throw %	1st Half: 5:5 100%	2nd Half: 11:17 64.7%	Game: 72.7%	1

HOME TEAM: BYU COUGARS 2-0; MWC 0-0

#	Player	totfg		3-pt		rebounds					pf	tp	a	blk	s	min									
		fg	fga	fg	fga	fta	of	de	tot	pf							tp	a	blk	s					
01	ABOUJ, Charles	f	3	4	0	0	2	2	4	6	1	8	1	1	1	1	10								
24	TAVERNARI, Jonathanf	f	2	12	0	6	0	2	4	6	2	4	2	0	0	21									
54	MILES, Chris	c	1	4	0	2	2	2	4	1	4	0	0	1	0	15									
04	EMERY, Jackson	g	6	9	5	8	2	2	3	4	7	19	3	0	3	26									
32	FREDETTE, Jimmer	g	7	13	2	3	6	7	2	1	3	0	22	2	0	30									
00	DAVIES, Brandon	0	1	0	0	2	1	3	4	2	2	1	0	1	0	14									
02	MORGAN, JR., Lamont	1	2	0	0	0	0	0	0	2	2	0	0	0	0	10									
10	LOYD, JR., Michael	2	6	1	4	1	2	0	2	0	6	2	3	0	0	17									
12	MAGNUSSON, Logan	1	2	0	0	0	0	3	3	0	2	0	0	0	0	6									
13	ZYLSTRA, Brock	0	0	0	0	0	0	0	0	1	0	0	0	0	0	2									
15	ANDERSON, James	1	1	0	0	1	2	1	2	0	3	0	0	0	0	4									
23	HAWES, Tyler	4	7	0	3	1	1	0	5	4	9	6	0	2	1	24									
34	HARTSOCK, Noah	2	4	0	0	2	3	5	0	6	2	2	0	2	1	21									
TEAM						3		5		6		2		1		24									
Totals.....		30		64		8		24		19		22		37		15		87		19		7		10200	

TOTAL FG%	1st Half: 13:30 43.3%	2nd Half: 17:34 50.0%	Game: 46.9%	DEADBALL
3-Pt. FG%	1st Half: 3:11 27.3%	2nd Half: 5:13 38.5%	Game: 33.3%	REBOUNDS
F Throw %	1st Half: 14:15 93.3%	2nd Half: 5:7 71.4%	Game: 86.4%	1

Officials: Ruben Ramos, Mike Irving, Jimmy Casas

Technical fouls: Idaho State-None. BYU COUGARS-None.

Attendance: 8637

Score by Periods	1st	2nd	Total
Idaho State	24	28	53
BYU COUGARS	43	44	87

Points in the paint:ISU 16,BY 36. Points off turnovers:ISU 4,BY 25.
2nd chance points:ISU 12,BY 19. Fast break points:ISU 0,BY 10.
Bench points:ISU 12,BY 30. Score tied-1 time. Lead changed-6 times.
Last FG:ISU 2nd:04:13. BY 2nd:00:16.
Largest lead:ISU by 3 1st:16:37. BY by 35 2nd:00:16.

BYU at Hawaii - Game #3

11/20/09 7:05 pm. at Stan Sheriff Center - Honolulu, HI
VISITORS: Brigham Young 3-0

#	Player	totfg		3-pt		rebounds					pf	tp	a	blk	s	min	
		fg	fga	fg	fga	fta	of	de	tot	pf							tp
04	EMERY, Jackson	* f	7	1	4	2	4	2	4	6	2	11	2	2	1	3	27
23	HAWES, Tyler	* f	4	9	0	2	4	0	0	0	3	12	1	0	1	25	
24	TAVERNARI, Jonathan*	* f	7	14	3	7	0	0	0	5	5	2	17	1	0	29	
32	FREDETTE, Jimmer	* g	14	0	2	2	2	0	0	2	20	8	2	1	2	32	
54	MILES, Chris	* 0	0	0	0	0	0	0	1	2	0	0	0	0	0	3	
00	DAVIES, Brandon	3	3	0	0	0	0	0	1	1	6	1	1	0	0	10	
01	ABOUJ, Charles	1	3	0	0	0	1	0	1	2	0	0	1	0	14		
02	MORGAN, JR., Lamont	1	2	0	0	0	1	0	1	0	2	2	1	0	17		
10	LOYD, JR., Michael	2	3	2	2	0	0	0	0	0	6	0	0	0	14		
12	MAGNUSSON, Logan	0	0	0	0	0	0	0	0	0	0	0	0	0	0	2	
13	ZYLSTRA, Brock	1	1	0	0	0	0	0	0	0	2	0	0	0	1		
15	ANDERSON, James	0	1	0	0	0	0	0	3	1	4	2					

2009-10 Box Scores

2009-10 BYU Men's Basketball

BYU vs. Nebraska - Game #13

12/23/09 7 pm at Las Vegas Classic Orleans Arena
VISITORS: Nebraska 9-3

#	Player	totfg		3pt		rebounds					pf	tp	a	blk	s	min	
		fg	fga	fg	fga	ft	fta	of	de	tot							
05	Henry, Sek	* 2	7	0	3	2	2	0	0	0	3	6	2	1	1	0	20
15	Ubel, Brandon	* 3	7	0	1	1	2	0	3	5	0	7	0	4	0	0	24
15	Collins, Ryan	* 0	2	0	0	1	0	0	2	3	3	1	0	1	1	0	21
21	Dist. Jorge Brian	* 3	5	0	0	1	2	0	1	1	4	7	0	1	0	0	19
34	Jeter, Lance	* 1	6	0	1	2	1	2	1	2	4	3	5	3	0	1	21
01	Jones, Eshaunte	6	11	5	7	4	4	0	3	3	2	21	2	0	0	1	27
02	Holley, Myles	1	3	0	0	1	1	0	1	2	3	2	2	0	0	1	11
03	Richardson, Brandon	3	5	1	1	6	8	0	0	0	1	13	2	0	0	2	21
12	Karrn, Matt	0	0	0	0	0	0	0	0	0	0	0	0	0	0	1	1
23	Hankins-Cole, Quincy	2	3	0	0	0	2	1	2	4	0	0	0	0	0	0	15
24	Coleman, Adrien	* 1	2	0	0	0	0	0	1	1	0	2	0	2	0	1	5
35	Nelson, Ben	1	1	0	0	0	0	1	1	2	3	0	0	0	0	0	5
TEAM																	
Totals.....		22	52	6	14	16	23	7	17	24	24	66	14	14	2	5	200

TOTAL FG%	1st Half: 10:29 34.5%	2nd Half: 12:23 52.2%	Game: 42.3%	DEADBALL
3-Pt. FG%	1st Half: 5:8 37.5%	2nd Half: 3:6 50.0%	Game: 42.9%	REBOUNDS
F Throw %	1st Half: 12:16 75.0%	2nd Half: 4:7 57.1%	Game: 69.6%	3

HOME TEAM: BYU 12-1

#	Player	totfg		3pt		rebounds					pf	tp	a	blk	s	min	
		fg	fga	fg	fga	ft	fta	of	de	tot							
04	EMERY, Jackson	* 6	9	4	6	7	7	0	8	8	1	23	3	1	0	3	35
23	HAWES, Tyler	* 3	5	1	2	0	0	1	3	4	2	7	1	2	0	0	34
32	FREDETTE, Jimmer	* 8	12	0	2	8	9	0	3	3	3	24	4	3	1	1	34
34	HARTSOCK, Noah	* 2	4	0	0	0	0	0	3	3	2	4	2	2	0	0	25
54	MILES, Chris	* 2	2	0	0	4	1	2	2	4	2	1	0	0	0	0	20
00	DAVIES, Brandon	6	7	0	0	6	2	2	4	4	14	0	2	0	0	0	14
01	ABOUQ, Charles	0	1	0	0	1	2	0	0	0	1	0	0	0	0	0	3
02	MORGAN, JR., Lamont	0	0	0	0	0	0	0	0	2	0	1	2	0	1	6	
10	LOYD, JR., Michael	1	2	1	1	0	0	1	1	2	1	3	0	1	0	0	8
12	MAGNUSSON, Logan	0	0	0	0	0	0	0	0	0	0	0	0	0	0	0	2
13	ZYLSTRA, Brock	2	4	0	0	0	0	0	3	3	2	4	2	1	0	0	25
15	ANDERSON, James	0	1	0	0	1	2	1	0	1	0	1	0	0	0	0	2
45	TAVERNARI, Jonathan	2	6	1	5	2	2	0	3	3	2	7	3	1	0	0	18
TEAM																	
Totals.....		30	49	7	16	21	32	8	27	35	19	88	16	15	2	5	200

TOTAL FG%	1st Half: 16:24 66.7%	2nd Half: 14:25 56.0%	Game: 61.2%	DEADBALL
3-Pt. FG%	1st Half: 5:8 62.5%	2nd Half: 2:4 50.0%	Game: 43.8%	REBOUNDS
F Throw %	1st Half: 12:17 70.6%	2nd Half: 9:15 60.0%	Game: 65.6%	5

Officials: Chellette, Meddcox, Banania
Technical fouls: Nebraska-TEAM, BYU-None.
Attendance: 1817

Score by Periods	1st	2nd	Total
Nebraska	35	31	66
BYU	49	39	88

Points in the paint: NU 24, BYU 30. Points off turnovers: NU 16, BYU 18.
2nd chance points: NU 3, BYU 8. Fast break points: NU 0, BYU 8.
Bench points: NU 43, BYU 26. Score tied 0 times. Lead changed 0 times.
Last FG: NU 2nd:00:18, BYU 2nd:01:15.
Largest lead: NU None, BYU by 32 1st:08:47.

BYU vs. Arizona - Game #14

Bingham Young vs Arizona
12/28/09 7 p.m. MST at Olson Court, McKale Center, Tucson, AZ
VISITORS: Bingham Young 13-1

#	Player	totfg		3pt		rebounds					pf	tp	a	blk	s	min	
		fg	fga	fg	fga	ft	fta	of	de	tot							
34	HARTSOCK, Noah	f 2	7	0	0	1	2	4	1	5	3	5	0	0	1	0	21
54	MILES, Chris	f 4	7	0	0	0	0	2	2	4	8	2	2	0	0	2	22
04	EMERY, Jackson	g 5	10	3	7	0	0	1	6	7	1	13	8	0	1	2	31
23	HAWES, Tyler	g 5	8	2	4	0	0	1	3	3	12	0	1	0	1	32	
32	FREDETTE, Jimmer	g 16	23	9	13	8	9	1	6	7	24	9	5	0	2	36	
00	DAVIES, Brandon	2	5	0	0	2	3	1	2	4	6	0	0	0	0	1	13
01	ABOUQ, Charles	1	1	0	0	0	0	0	0	0	1	0	0	0	0	0	7
02	MORGAN, JR., Lamont	0	0	0	0	0	0	1	0	1	0	1	0	0	0	5	
10	LOYD, JR., Michael	0	0	0	0	0	0	0	0	0	0	1	0	0	0	6	
12	MAGNUSSON, Logan	0	0	0	0	0	0	0	0	0	0	0	0	0	0	2	
13	ZYLSTRA, Brock	0	0	0	0	0	0	0	1	1	0	0	0	0	0	1	
15	ANDERSON, James	1	2	0	0	0	0	0	0	0	2	2	0	0	0	4	
45	TAVERNARI, Jonathan	1	2	0	0	0	0	5	2	2	2	2	2	0	0	22	
TEAM																	
Totals.....		37	65	14	25	11	14	11	23	34	21	99	22	11	2	8	200

TOTAL FG%	1st Half: 19:32 59.4%	2nd Half: 18:33 54.5%	Game: 56.9%	DEADBALL
3-Pt. FG%	1st Half: 10:17 58.8%	2nd Half: 4:8 50.0%	Game: 56.0%	REBOUNDS
F Throw %	1st Half: 3:4 75.0%	2nd Half: 8:10 80.0%	Game: 78.6%	2

HOME TEAM: Arizona 6-6

#	Player	totfg		3pt		rebounds					pf	tp	a	blk	s	min	
		fg	fga	fg	fga	ft	fta	of	de	tot							
23	Williams, Derrick	f 5	9	0	0	7	10	2	5	7	1	17	1	5	0	0	24
42	Horne, Janelle	f 2	8	1	3	0	0	2	4	6	0	5	3	2	0	2	22
44	Hill, Solomon	f 6	10	1	2	0	0	2	0	2	3	13	1	3	1	1	29
13	Wise, Nic	g 3	8	0	4	2	2	2	2	2	8	0	1	0	0	1	29
21	Foga, Kyle	g 5	12	1	4	5	6	1	0	1	1	16	2	0	0	0	24
01	Nabyszhko, Kyril	1	1	0	0	0	0	0	0	0	1	0	0	0	0	0	7
03	Perrom, Kevin	2	3	0	1	0	5	2	1	3	1	4	1	0	1	0	14
12	Jones, Lamont	2	4	0	2	0	0	1	1	2	4	0	0	0	0	1	22
24	Lavender, Brandon	0	1	0	1	0	0	0	0	0	0	1	1	1	0	15	
33	Shupert, D.J.	0	0	0	0	0	0	0	1	1	0	0	0	0	0	4	
50	Jacobson, Alex	1	1	0	0	0	1	2	3	2	2	0	1	0	0	10	
TEAM																	
Totals.....		26	56	3	17	14	23	11	17	28	13	69	11	19	2	5	200

TOTAL FG%	1st Half: 13:30 43.3%	2nd Half: 13:26 50.0%	Game: 46.4%	DEADBALL
3-Pt. FG%	1st Half: 2:7 28.6%	2nd Half: 1:10 10.0%	Game: 17.6%	REBOUNDS
F Throw %	1st Half: 8:10 80.0%	2nd Half: 6:13 46.2%	Game: 60.9%	5, 1

Officials: Mike Reed, Mike Scypers, J.R. Orr
Technical fouls: Bingham Young-None, Arizona-None.
Attendance: 13992

Score by Periods	1st	2nd	Total
Bingham Young	51	48	99
Arizona	36	33	69

2009 Desert Diamond Fiesta Bowl Classic

Points in the paint: BYU 28, ARIZ 34. Points off turnovers: BYU 27, ARIZ 17.
2nd chance points: BYU 6, ARIZ 11. Fast break points: BYU 8, ARIZ 2.
Bench points: BYU 12, ARIZ 10. Score tied 1 time. Lead changed 1 time.
Last FG: BYU 2nd:00:50, ARIZ 2nd:01:08.
Largest lead: BYU by 33 2nd:03:00, ARIZ by 2 1st:19:30.

BYU vs. Eastern New Mexico - Game #15

01/02/10 7:05 pm at Marriott Center, Provo, Utah
VISITORS: Eastern New Mexico 5-6

#	Player	totfg		3pt		rebounds					pf	tp	a	blk	s	min	
		fg	fga	fg	fga	ft	fta	of	de	tot							
21	BROWN, Michael	f 3	6	0	0	0	0	2	2	3	6	0	1	0	0	22	
30	JEFFERSON, Tyler	f 5	13	0	1	0	0	0	4	2	6	10	1	2	0	3	24
05	NEFFNER, Reggie	g 1	3	0	1	0	0	0	0	1	2	1	1	0	0	13	
12	MARSHALL, Jammie	g 3	6	1	3	2	4	0	1	1	7	1	1	0	0	20	
34	REID, Victor	g 1	6	0	1	0	0	0	0	0	3	2	0	0	0	20	
04	BRANCH, Alan	2	5	1	3	1	4	0	0	0	1	6	1	4	0	1	19
10	HARDEN, Trilyn	1	5	0	2	2	3	0	1	0	4	1	0	0	0	20	
15	DARBY, Equas	4	11	2													

BYU at UNLV – Game #25

BYU vs UNLV
02/06/10 1:00 PM at Tarkenton Court, Thomas S Mack Center
VISITORS: BYU 22-3, 7-2

#	Player	fg	ftg	3pt	fga	fta	of	de	tot	pf	tp	a	to	blk	s	min	
34	HARTSOCK, Noah	f	3	9	0	1	2	2	3	1	4	8	1	0	2	0	25
54	MILES, Chris	c	0	0	0	0	0	2	2	3	0	0	1	0	0	16	
04	EMERY, Jackson	g	3	9	1	6	3	4	1	2	3	10	1	2	0	26	
23	HAWS, Tyler	g	2	8	1	3	0	2	1	3	1	5	0	0	0	29	
32	FREDETTE, Jimmer	g	4	15	2	17	11	3	2	7	1	21	6	2	0	37	
01	ABDOU, Charles	g	3	5	1	2	2	2	1	2	3	9	0	0	1	18	
02	MORGAN, JR, Lamont	g	2	0	1	0	0	0	0	1	0	1	0	0	0	4	
10	LOYD, JR, Michael	g	1	2	0	1	1	0	0	0	3	1	1	0	1	10	
12	MAGNUSSON, Logan	g	0	0	0	0	0	0	0	0	0	0	0	0	0	1	
15	ANDERSON, James	g	1	1	0	0	0	0	1	1	3	2	0	0	0	1	
45	TAVERNARI, Jonathan	g	7	12	2	6	0	0	7	7	1	16	2	2	0	33	
	TEAM															5	
	Totals.....		24	63	7	27	19	22	14	23	37	20	74	12	11	6	200

TOTAL FG%	1st Half: 9.27 33.3%	2nd Half: 15.36 41.7%	Game: 38.1%	DEADBALL
3Pt. FG%	1st Half: 4.15 26.7%	2nd Half: 3.12 25.0%	Game: 25.9%	REBOUNDS
F Throw %	1st Half: 12.12 100%	2nd Half: 7.10 70.0%	Game: 66.4%	1

HOME TEAM: UNLV 19-4, 7-2

#	Player	fg	ftg	3pt	fga	fta	of	de	tot	pf	tp	a	to	blk	s	min	
22	STANBACK, Chace	f	3	10	1	3	0	0	2	12	14	4	7	4	1	0	34
12	MASSAMBA, Brice	c	1	3	0	0	0	1	1	2	3	3	2	1	2	0	16
00	BELLFIELD, Oscar	g	4	7	3	4	1	3	1	2	2	12	2	2	0	1	29
02	WALLACE, Kendall	g	3	1	4	2	0	1	1	3	2	3	1	0	1	27	
33	WILLIS, Tre'Von	g	11	20	4	7	9	1	4	5	2	23	8	0	1	28	
03	MARSHALL, Anthony	g	2	2	0	0	2	1	1	2	1	4	2	1	0	13	
20	JONES, Steve	g	1	1	0	0	0	0	1	0	1	2	0	0	0	6	
31	HAWKINS, Justin	g	1	2	0	1	0	0	1	2	0	2	1	0	2	13	
34	SHAW, Matt	g	4	7	3	4	2	2	3	5	2	13	3	0	0	15	
14	SAWTE, Darnis	g	2	3	0	0	0	0	1	1	2	4	0	0	1	9	
	TEAM															8	
	Totals.....		32	61	12	23	12	19	11	27	38	16	88	24	9	8	200

TOTAL FG%	1st Half: 20.31 64.5%	2nd Half: 12.30 40.0%	Game: 52.5%	DEADBALL
3Pt. FG%	1st Half: 9.13 69.2%	2nd Half: 3.10 30.0%	Game: 52.2%	REBOUNDS
F Throw %	1st Half: 7.10 70.0%	2nd Half: 5.8 55.6%	Game: 62.2%	2

Officials: Scott Thornley, Verne Harris, Tom O'Neill
Technical fouls: UNLV=None, UNLV=None.
Attendance: 18557

Score by Periods	1st	2nd	Total
BYU	34	40	74
UNLV	56	32	88

Points in the paint-BYU 22, UNLV 28. Points off turnovers-BYU 11, UNLV 17.
2nd chance points-BYU 10, UNLV 12. Fast break points-BYU 4, UNLV 6.
Bench points-BYU 30, UNLV 25. Score tied-1 time. Lead changed-0 times.
Last FG-BYU 2nd-00:58, UNLV 2nd-03:50.
Largest lead-BYU None, UNLV by 29 1st-05:13.

BYU vs. Air Force – Game #26

Air Force vs BYU COUGARS
02/13/10 4:02 pm at Marriott Center, Provo, Utah
VISITORS: Air Force 9-15, 1-10 MWC

#	Player	fg	ftg	3pt	fga	fta	of	de	tot	pf	tp	a	to	blk	s	min	
20	FLETCHER, Todd	*	1	5	1	5	0	5	5	2	3	2	1	0	1	22	
14	LYONS, Michael	*	3	7	2	4	2	1	3	2	10	2	5	0	1	31	
33	McLAIN, Mike	*	4	3	2	2	0	2	2	2	6	1	2	0	0	23	
35	WASHINGTON, Evan	*	2	4	0	2	0	1	1	2	2	3	1	0	0	26	
50	PARKER, Grant	*	2	4	0	2	1	2	2	3	5	2	5	0	0	22	
05	FITZGERALD, Mike	g	4	8	4	7	1	2	2	0	2	13	3	0	0	19	
13	BOHANNON, Zach	g	2	2	0	0	0	0	0	1	2	4	1	1	0	18	
20	FOV, Tom	g	1	3	1	3	0	0	0	0	1	3	0	0	0	2	
22	MERRICK, Avery	g	0	3	0	0	0	0	0	0	1	2	0	0	0	14	
24	BROOKS, Derek	g	1	1	0	1	0	0	0	1	0	1	0	0	0	3	
32	HEMPSEY, Shawn	g	1	0	1	0	0	0	1	1	0	0	0	0	0	8	
34	BROEKHUIS, Taylor	g	0	1	0	0	0	1	1	3	0	1	0	0	0	12	
	TEAM															1	
	Totals.....		17	45	10	26	4	8	4	15	19	22	48	12	2	0	3

TOTAL FG%	1st Half: 9.24 33.3%	2nd Half: 9.21 42.9%	Game: 37.8%	DEADBALL
3Pt. FG%	1st Half: 4.12 33.3%	2nd Half: 6.14 42.9%	Game: 38.5%	REBOUNDS
F Throw %	1st Half: 0.0 0.0%	2nd Half: 4.8 50.0%	Game: 50.0%	3

HOME TEAM: BYU COUGARS 23-3, 8-2 MWC

#	Player	fg	ftg	3pt	fga	fta	of	de	tot	pf	tp	a	to	blk	s	min	
04	EMERY, Jackson	*	7	9	4	6	0	1	4	5	0	18	3	1	0	26	
23	HAWS, Tyler	*	5	8	1	2	5	1	2	2	16	2	3	0	0	25	
32	FREDETTE, Jimmer	*	3	7	1	3	2	0	1	1	9	6	1	0	0	27	
34	HARTSOCK, Noah	*	4	7	0	0	0	2	4	6	2	8	2	1	0	25	
15	WILDES, Chris	*	1	2	0	0	1	1	0	3	2	3	0	0	1	10	
00	DAVIES, Brandon	g	2	2	0	0	3	7	2	2	3	0	2	0	2	12	
01	ABDOU, Charles	g	1	2	1	0	0	4	0	4	1	3	1	0	2	14	
10	LOYD, JR, Michael	g	2	4	0	1	3	4	0	3	7	3	1	0	1	16	
12	MAGNUSSON, Logan	g	0	0	0	0	0	2	2	0	0	1	0	0	1	9	
13	ZYLSTRA, Brock	g	1	1	0	0	1	2	0	0	1	1	0	0	0	8	
15	ANDERSON, James	g	1	2	0	0	0	0	1	4	0	0	0	0	0	4	
45	TAVERNARI, Jonathan	g	6	10	7	2	2	1	4	5	1	19	2	0	0	34	
	TEAM															1	
	Totals.....		30	53	12	20	19	26	11	25	36	13	91	20	12	1	320

TOTAL FG%	1st Half: 20.30 66.7%	2nd Half: 10.23 43.5%	Game: 56.6%	DEADBALL
3Pt. FG%	1st Half: 10.14 71.4%	2nd Half: 2.6 33.3%	Game: 50.0%	REBOUNDS
F Throw %	1st Half: 3.3 100%	2nd Half: 16.23 69.6%	Game: 73.1%	4

Officials: Bruce Hicks, Shawn Lehig, Chris Rastatter
Technical fouls: Air Force=None, BYU COUGARS=None.
Attendance: 15647

Score by Periods	1st	2nd	Total
Air Force	20	28	48
BYU COUGARS	53	38	91

Points in the paint-AF 12, BYU 24. Points off turnovers-AF 11, BYU 30.
2nd chance points-AF 6, BYU 14. Fast break points-AF 0, BYU 4.
Bench points-AF 22, BYU 37. Score tied-0 times. Lead changed-2 times.
Last FG-AF 2nd-00:40, BYU 2nd-01:23.
Largest lead-AF by 1 1st-16:00, BYU by 46 2nd-01:23.

BYU at Colorado State – Game #27

BYU vs Colorado State
02/17/10 6:02 pm at Fort Collins, Colo. (Moby Arena)
VISITORS: BYU 24-3 (9-2)

#	Player	fg	ftg	3pt	fga	fta	of	de	tot	pf	tp	a	to	blk	s	min	
34	HARTSOCK, Noah	f	3	4	0	0	0	6	6	2	10	12	3	1	2	0	32
54	MILES, Chris	f	4	4	0	0	0	0	0	1	2	3	3	0	2	1	23
04	EMERY, Jackson	g	6	10	2	3	2	3	3	4	16	2	0	1	2	25	
23	HAWS, Tyler	g	2	5	0	2	0	0	0	2	2	4	2	0	0	16	
32	FREDETTE, Jimmer	g	12	22	6	10	7	2	3	5	1	36	6	0	1	36	
00	DAVIES, Brandon	g	1	0	0	0	0	0	0	1	0	1	0	0	0	6	
01	ABDOU, Charles	g	1	2	1	2	0	0	0	0	7	2	3	1	0	16	
10	LOYD, JR, Michael	g	2	2	0	2	0	0	0	0	1	0	1	0	1	10	
12	MAGNUSSON, Logan	g	0	0	0	0	0	0	0	0	1	0	0	0	0	4	
13	ZYLSTRA, Brock	g	0	0	0	0	0	0	0	1	1	0	0	0	0	2	
15	ANDERSON, James	g	0	0	0	0	0	0	0	0	3	0	0	0	0	4	
45	TAVERNARI, Jonathan	g	3	10	3	6	4	4	2	2	0	13	1	1	0	4	
	TEAM															2	
	Totals.....		31	60	12	25	18	22	8	31	39	19	92	14	16	4	200

TOTAL FG%	1st Half: 13.29 44.8%	2nd Half: 18.31 58.1%	Game: 51.7%	DEADBALL
3Pt. FG%	1st Half: 6.13 46.2%	2nd Half: 6.12 50.4%	Game: 49.0%	

2009-10 Box Scores

2009-10 BYU Men's Basketball

BYU at Utah – Game #31

Brigham Young vs Utah
03/03/10 7:00 pm at Salt Lake City, Utah (Huntsman Center)

VISITORS: Brigham Young 27-4, 12-3 MWC		totfg		3-pt		rebounds		pts		a		blk		s		min	
#	Player	fg	fga	fg	fga	ft	fta	of	de	tot	pf	tp	a	to	blk	s	min
34	HARTSOCK, Noah	f	0	1	0	0	2	2	6	8	3	2	0	1	2	1	28
54	MILES, Chris	c	0	2	0	0	0	0	2	2	1	0	0	0	2	0	9
04	EMERY, Jackson	g	3	11	3	5	2	2	1	2	3	11	3	2	0	2	33
23	HAWES, Tyler	g	1	8	0	1	4	4	2	6	3	6	3	1	0	1	28
32	FREDETTE, Jimmer	g	1	7	0	1	6	0	5	5	2	8	0	2	0	0	19
00	DAVIES, Brandon	g	7	9	0	7	11	3	4	7	4	21	0	0	0	1	25
01	ABDOU, Charles	1	4	0	0	1	2	1	3	0	3	1	0	0	0	0	14
10	LOYD, JR., Michael	7	14	1	3	4	1	5	6	0	18	3	2	4	0	4	25
12	MAGNUSSON, Logan	0	0	0	0	0	0	0	0	0	0	0	0	0	0	0	2
13	ZYLSTRA, Brock	0	1	0	0	0	0	0	0	0	1	0	0	0	0	0	3
15	ANDERSON, James	1	1	0	0	0	0	0	0	0	1	2	0	0	0	0	2
45	TAVERNARI, Jonathan	0	1	0	1	0	0	1	2	2	0	0	2	0	0	0	12
TEAM										13	4						
Totals.....		21	57	4	9	25	31	13	33	46	20	71	10	12	4	12	200

TOTAL FG%	1st Half: 11-31 35.5%	2nd Half: 10-26 38.5%	Game: 36.8%	DEADB	
3-Pt. FG%	1st Half: 2-6 33.3%	2nd Half: 2-3 66.7%	Game: 44.4%	REBOUNDS	
F Throw %	1st Half: 12-13 92.3%	2nd Half: 13-18 72.2%	Game: 80.6%		3

HOME TEAM: Utah 14-15, 7-9 MWC		totfg		3-pt		rebounds		pts		a		blk		s		min	
#	Player	fg	fga	fg	fga	ft	fta	of	de	tot	pf	tp	a	to	blk	s	min
14	TILLIE, Kim	f	0	3	0	0	6	4	7	11	3	6	0	0	2	0	17
51	FOSTER, David	c	1	2	0	0	0	1	3	4	1	2	0	0	3	0	17
02	TAVITA, Jace	g	1	4	0	0	2	2	2	2	1	2	1	2	0	0	14
03	HENDERSON, Marshall	g	1	7	0	3	2	2	0	1	1	2	4	0	0	0	21
05	DRCA, Luka	g	1	8	1	5	6	0	2	2	4	8	1	3	0	0	30
00	HINES, Chris	2	5	1	2	4	5	0	3	3	3	9	1	0	0	0	21
01	WATKINS, Jay	2	4	0	0	3	0	0	0	0	4	0	3	0	0	0	9
10	SMITH, Tre	1	2	1	2	0	0	0	0	0	2	3	1	1	0	0	6
13	READ, Matt	0	0	0	0	0	0	0	0	0	0	0	0	0	0	0	2
15	BROWN, Carlton	2	7	1	3	0	0	1	4	5	2	5	2	3	0	0	25
30	SHOFF, Ricky	0	1	0	1	0	0	0	0	0	0	0	0	0	0	0	3
32	GLOVER, Shawn	1	6	1	5	1	2	2	4	1	4	1	1	0	0	0	19
42	WASHBURN, Jason	2	3	0	0	1	2	3	4	0	0	0	0	0	0	0	16
TEAM										1	2						
Totals.....		14	52	5	23	18	26	10	26	36	22	51	6	17	5	6	200

TOTAL FG%	1st Half: 6-21 28.6%	2nd Half: 8-31 25.8%	Game: 26.9%	DEADB	
3-Pt. FG%	1st Half: 3-7 42.9%	2nd Half: 2-16 12.5%	Game: 21.7%	REBOUNDS	
F Throw %	1st Half: 9-13 69.2%	2nd Half: 9-13 69.2%	Game: 69.2%		3

Officials: Dick Cartmell, Larry Spaulding, Mike Giarratano
Technical fouls: Brigham Young-None, Utah-None.
Attendance: 14901

Score by Periods	1st	2nd	Total
Brigham Young	36	35	71
Utah	24	27	51

Points in the paint-BY 28,UT 16. Points off turnovers-BY 15,UT 7.
2nd chance points-BY 8,UT 12. Fast break points-BY 6,UT 5.
Bench points-BY 44,UT 29. Score tied-0 times. Lead changed-0 times.
Last FG-BY 2ndQ:05:11, UT 2ndQ:02:23.
Largest lead-BY by 29 2nd-11:51, UT None.

BYU at TCU – Game #32

BYU COUGARS vs TCU
03-06-10 5:00pm at Daniel-Meyer Coliseum (Fort Worth, TX)

VISITORS: BYU COUGARS 28-4 (13-3 MWC)		totfg		3-pt		rebounds		pts		a		blk		s		min	
#	Player	fg	fga	fg	fga	ft	fta	of	de	tot	pf	tp	a	to	blk	s	min
34	HARTSOCK, Noah	f	1	1	0	0	0	1	2	3	2	2	1	1	1	0	15
54	MILES, Chris	c	0	0	0	0	2	1	1	2	1	1	0	1	0	0	7
04	EMERY, Jackson	g	8	10	5	6	1	1	0	2	3	22	5	1	2	5	31
23	HAWES, Tyler	g	1	1	0	0	0	0	0	0	2	2	0	1	0	0	8
32	FREDETTE, Jimmer	g	5	11	1	4	7	0	0	0	1	16	5	2	0	2	22
00	DAVIES, Brandon	4	7	0	1	1	0	8	3	9	2	3	0	1	0	0	24
01	ABDOU, Charles	8	11	2	4	6	3	2	5	1	22	3	2	0	0	0	26
10	LOYD, JR., Michael	1	5	0	1	3	4	0	3	0	5	2	1	0	0	0	26
12	MAGNUSSON, Logan	0	1	0	1	0	0	0	0	0	0	0	0	0	0	0	4
13	ZYLSTRA, Brock	1	2	0	1	0	0	0	0	0	0	2	0	0	0	0	4
15	ANDERSON, James	0	0	0	0	0	0	0	0	0	0	0	0	0	0	0	3
45	TAVERNARI, Jonathan	9	12	5	8	0	0	1	3	4	0	23	3	0	0	0	30
TEAM										2	1						
Totals.....		38	61	13	23	18	22	6	22	30	14	107	21	14	3	14	200

TOTAL FG%	1st Half: 20-36 55.6%	2nd Half: 18-25 72.0%	Game: 62.3%	DEADB	
3-Pt. FG%	1st Half: 7-13 53.8%	2nd Half: 6-10 60.0%	Game: 56.5%	REBOUNDS	
F Throw %	1st Half: 10-12 83.3%	2nd Half: 8-10 80.0%	Game: 81.8%		4

HOME TEAM: TCU 13-18 (5-11 MWC)		totfg		3-pt		rebounds		pts		a		blk		s		min	
#	Player	fg	fga	fg	fga	ft	fta	of	de	tot	pf	tp	a	to	blk	s	min
13	RUZGAS, Edvinas	f	3	5	1	2	3	0	4	4	2	10	2	2	0	0	29
15	BULLJAN, Zvonko	c	4	11	1	4	2	4	6	4	1	11	7	0	2	0	33
22	MITCHEM, Keion	g	3	6	2	4	0	0	1	1	4	8	2	5	0	2	27
24	BUTLER, Kevin	g	1	4	0	0	0	0	2	2	2	2	0	1	0	0	24
25	HILL, Greg	g	4	6	0	2	2	1	1	2	2	10	2	0	0	1	25
05	MOSS, Ronnie	6	12	3	7	2	0	1	1	1	17	2	6	0	0	0	26
21	CERINA, Nikola	0	0	0	0	2	4	3	1	4	2	10	1	1	0	0	17
31	BAVCEVIC, Marin	0	0	0	0	0	0	0	0	0	0	0	0	0	0	0	0
32	HUE, Zach	0	0	0	0	0	0	0	0	0	0	0	0	0	0	0	0
33	GREEN, Garlon	3	5	1	2	2	2	1	2	0	9	0	2	0	0	0	19
TEAM										3	3						
Totals.....		28	57	8	21	13	17	10	15	25	17	77	10	24	0	7	200

TOTAL FG%	1st Half: 16-27 59.3%	2nd Half: 12-30 40.0%	Game: 49.1%	DEADB	
3-Pt. FG%	1st Half: 6-9 66.7%	2nd Half: 2-12 16.7%	Game: 38.1%	REBOUNDS	
F Throw %	1st Half: 5-6 83.3%	2nd Half: 8-11 72.7%	Game: 76.5%		1

Officials: Ruben Ramos, Martin Cota, K.C. Ely
Technical fouls: BYU COUGARS-None, TCU-None.
Attendance: 6469

Score by Periods	1st	2nd	Total
BYU	57	50	107
TCU	43	34	77

Points in the paint-BY 34,TCU 28. Points off turnovers-BY 32,TCU 17.
2nd chance points-BY 10,TCU 14. Fast break points-BY 4,TCU 4.
Bench points-BY 61,TCU 36. Score tied-3 times. Lead changed-3 times.
Last FG-BY 2ndQ:29:38, TC 2ndQ:00:28.
Largest lead-BY by 32 2nd-01:17, TC by 14 1st-16:33.

BYU vs. TCU, MWC Quarterfinals – Game #33

#7 TCU vs #2 BYU
03/11/10 6:00 pm at Las Vegas, Nev. (Thomas & Mack Center)

VISITORS: #7 TCU 13-19		totfg		3-pt		rebounds		pts		a		blk		s		min	
#	Player	fg	fga	fg	fga	ft	fta	of	de	tot	pf	tp	a	to	blk	s	min
13	RUZGAS, Edvinas	f	1	3	2	3	2	2	0	0	4	12	1	2	0	0	28
21	CERINA, Nikola	f	4	5	0	4	5	0	2	2	5	12	0	3	0	0	15
24	BUTLER, Kevin	f	3	8	0	0	4	6	3	1	4	10	2	1	0	0	24
05	MOSS, Ronnie	g	9	15	2	4	2	2	0	5	4	22	4	5	0	1	36
22	MITCHEM, Keion	g	3	4	3	4	0	0	0	2	5	9	3	0	0	0	27
15	BULLJAN, Zvonko	0	6	0	3	5	6	1	7	8	5	3	0	0	0	0	37
25	HILL, Greg	4	7	3	5	4	4	2</									

2009-10 SEASON STATISTICS
BYU Cougars Combined Team Statistics (as of Mar 18, 2010)
All games

RECORD:	OVERALL	HOME	AWAY	NEUTRAL
ALL GAMES	30-5	15-1	10-4	5-0
CONFERENCE	13-3	7-1	6-2	0-0
NON-CONFERENCE	17-2	8-0	4-2	5-0

##	Player	gp-gs	min	avg	Total		3-Point		F-Throw		Rebounds				pf	dq	a	to	blk	stl	pts	avg
					fg-fga	fg%	3fg-fga	3fg%	ft-fa	ft%	off	def	tot	avg								
32	FREDETTE, Jimmer	33-32	1023	31.0	220-478	.460	76-171	.444	214-240	.892	25	77	102	3.1	34	0	154	88	5	40	730	22.1
04	EMERY, Jackson	34-34	980	28.8	141-291	.485	82-191	.429	59-80	.738	27	127	154	4.5	88	1	93	40	10	90	423	12.4
23	HAWS, Tyler	34-32	895	26.3	127-257	.494	25-68	.368	104-114	.912	49	94	143	4.2	51	0	53	41	5	26	383	11.3
45	TAVERNARI, Jonathan	35-7	831	23.7	129-308	.419	62-159	.390	35-43	.814	15	141	156	4.5	61	1	53	43	7	48	355	10.1
34	HARTSOCK, Noah	35-29	847	24.2	94-168	.560	1-4	.250	36-42	.857	52	124	176	5.0	73	0	40	21	46	17	225	6.4
00	DAVIES, Brandon	34-1	461	13.6	68-126	.540	0-1	.000	47-84	.560	30	73	103	3.0	86	0	9	45	14	12	183	5.4
10	LOYD, JR., Michael	35-2	492	14.1	64-118	.542	19-43	.442	35-52	.673	2	42	44	1.3	28	0	39	38	3	23	182	5.2
01	ABOUO, Charles	35-2	453	12.9	57-120	.475	11-27	.407	37-52	.712	39	69	108	3.1	55	1	31	29	9	19	162	4.6
54	MILES, Chris	35-34	576	16.5	62-118	.525	0-0	.000	37-55	.673	35	85	120	3.4	75	0	34	24	20	13	161	4.6
02	MORGAN, JR., Lamon	25-2	237	9.5	19-30	.633	9-13	.692	3-5	.600	3	13	16	0.6	9	0	37	18	0	7	50	2.0
15	ANDERSON, James	28-0	104	3.7	12-25	.480	0-0	.000	10-15	.667	12	15	27	1.0	31	0	3	5	4	2	34	1.2
13	ZYLSTRA, Brock	19-0	62	3.3	7-18	.389	0-3	.000	5-8	.625	2	11	13	0.7	4	0	2	4	1	1	19	1.0
12	MAGNUSSON, Logan	22-0	89	4.0	4-10	.400	2-4	.500	3-5	.600	4	18	22	1.0	2	0	7	4	0	2	13	0.6
Team											63	56	119				4					
Total.....		35	7050		1004-2067	.486	287-684	.420	625-795	.786	358	945	1303	37.2	597	3	555	404	124	300	2920	83.4
Opponents.....		35	7050		813-1993	.408	209-634	.330	473-703	.673	357	785	1142	32.6	648	10	431	550	102	210	2308	65.9

TEAM STATISTICS	BY	OPP	Date	Opponent	Score	Att.			
SCORING	2920	2308	11/13/09	BRADLEY BRAVES	w 70-60	16276			
Points per game	83.4	65.9	11/17/09	IDAHO STATE	w 87-53	8637			
Scoring margin	+17.5	-	11/20/09	at Hawai'i	w 83-65	5891			
FIELD GOALS-ATT	1004-2067	813-1993	11/24/09	SOUTHERN	w 107-51	9596			
Field goal pct	.486	.408	11/27/09	WEBER STATE	w 87-70	11892			
3 POINT FG-ATT	287-684	209-634	12-02-09	at Utah State	L 61-71	10270			
3-point FG pct	.420	.330	12/05/09	vs San Francisco	w 69-43	10106			
3-pt FG made per game	8.2	6.0	12/08/09	ARIZONA STATE	w 81-68	11587			
FREE THROWS-ATT	625-795	473-703	12/12/09	at Fresno State	w 72-67	4853			
Free throw pct	.786	.673	12/17/09	WAGNER	w 77-61	8031			
F-Throws made per game	17.9	13.5	12/19/09	EASTERN WASHINGTON	w 91-34	8003			
REBOUNDS	1303	1142	12/22/09	vs NEVADA	w 110-104	3521			
Rebounds per game	37.2	32.6	12/23/09	vs Nebraska	w 88-66	1817			
Rebounding margin	+4.6	-	% 12/28/09	at Arizona	w 99-69	13992			
ASSISTS	555	431	01/02/10	EASTERN NEW MEXICO	w 95-49	11293			
Assists per game	15.9	12.3	* 01/06/10	UNLV	w 77-73	15546			
TURNOVERS	404	550	01/09/10	at UTEP	w 83-77	8687			
Turnovers per game	11.5	15.7	* 1/13/10	at Air Force	w 67-49	3185			
Turnover margin	+4.2	-	* 01/16/10	COLORADO STATE	w 91-47	20155			
Assist/turnover ratio	1.4	0.8	* 01/20/10	WYOMING	w 81-66	10931			
STEALS	300	210	* 01-23-10	at SAN DIEGO STATE	w 71-69	12414			
Steals per game	8.6	6.0	* 1/27/10	at #23/rv New Mexico	L 72-76	14586			
BLOCKS	124	102	* 01/30/10	UTAH	w 82-69	22644			
Blocks per game	3.5	2.9	* 02/02/10	TCU	w 76-56	11454			
ATTENDANCE	224460	182428	* 02/06/10	at UNLV	L 74-88	18557			
Home games-Avg/Game	16-14029	14-10086	* 02/13/10	AIR FORCE	w 91-48	15647			
Neutral site-Avg/Game	-	5-8246	* 02/17/10	at Colorado State	w 92-70	3738			
Score by Periods	1st	2nd	OT	OT2	Totals				
BYU Cougars	1422	1474	6	18	2920				
Opponents	1086	1205	6	11	2308				
						* 2-20-10	at Wyoming Cowboys	w 85-63	5154
						* 02/24/10	SAN DIEGO STATE	w 82-68	20124
						* 02/27/10	NEW MEXICO	L 81-83	22644
						* 03/03/10	at Utah	w 71-51	14901
						* 03-06-10	at TCU	w 107-77	6469
						03/10/10	vs #7 TCU	w 95-85	12405
						03/12/10	at #3 UNLV	L 66-70	18500
						03/18/10	vs Florida	Wo2 99-92	13382

* = Conference game

2009-10 SEASON STATISTICS
BYU Cougars Combined Team Statistics (as of Mar 06, 2010)
Conference games

RECORD:	OVERALL	HOME	AWAY	NEUTRAL
ALL GAMES	13-3	7-1	6-2	0-0
CONFERENCE	13-3	7-1	6-2	0-0
NON-CONFERENCE	0-0	0-0	0-0	0-0

##	Player	gp-gs	min	avg	Total		3-Point		F-Throw		Rebounds				pf	dq	a	to	blk	stl	pts	avg		
					fg-fga	fg%	3fg-fga	3fg%	ft-fa	ft%	off	def	tot	avg										
32	FREDETTE, Jimmer	16-15	464	29.0	96-222	.432	39-79	.494	84-100	.840	11	38	49	3.1	17	0	62	34	1	11	315	19.7		
04	EMERY, Jackson	16-16	485	30.3	68-151	.450	34-92	.370	27-38	.711	14	60	74	4.6	36	0	41	18	6	46	197	12.3		
23	HAWS, Tyler	16-16	424	26.5	57-129	.442	14-37	.378	51-55	.927	24	40	64	4.0	18	0	28	18	2	13	179	11.2		
45	TAVERNARI, Jonathan	16-0	404	25.3	61-133	.459	33-73	.452	22-27	.815	7	69	76	4.8	23	0	27	18	4	27	177	11.1		
34	HARTSOCK, Noah	16-16	391	24.4	41-82	.500	0-3	.000	21-23	.913	22	56	78	4.9	33	0	18	9	23	6	103	6.4		
00	DAVIES, Brandon	15-0	187	12.5	29-63	.460	0-1	.000	22-41	.537	13	35	48	3.2	35	0	3	21	5	6	80	5.3		
01	ABOUO, Charles	16-0	220	13.8	31-61	.508	5-13	.385	14-19	.737	21	38	59	3.7	25	0	17	10	5	10	81	5.1		
10	LOYD, JR., Michael	16-0	185	11.6	24-49	.490	3-13	.231	13-20	.650	1	20	21	1.3	12	0	16	11	1	10	64	4.0		
54	MILES, Chris	16-16	275	17.2	23-51	.451	0-0	.000	17-24	.708	18	41	59	3.7	32	0	15	13	10	4	63	3.9		
02	MORGAN, JR., Lamont	9-1	72	8.0	7-12	.583	4-6	.667	0-1	.000	0	4	4	0.4	4	0	6	4	0	1	18	2.0		
13	ZYLSTRA, Brock	8-0	24	3.0	3-7	.429	0-1	.000	2-4	.500	1	1	2	0.3	2	0	1	2	0	0	8	1.0		
15	ANDERSON, James	13-0	40	3.1	4-10	.400	0-0	.000	5-7	.714	3	4	7	0.5	14	0	2	1	4	0	13	1.0		
12	MAGNUSSON, Logan	10-0	29	2.9	0-1	.000	0-1	.000	2-4	.500	0	6	6	0.6	1	0	3	3	0	2	2	0.2		
Team											35	32	67											
Total.....		16	3200		444-971	.457	132-319	.414	280-363	.771	170	444	614	38.4	252	0	239	165	61	136	1300	81.2		
Opponents.....		16	3200		380-924	.411	104-316	.329	189-289	.654	155	398	553	34.6	289	2	206	242	61	86	1053	65.8		

TEAM STATISTICS	BY	OPP	Date	Opponent	Score	Att.
SCORING	1300	1053	* 01/06/10	UNLV	w 77-73	15546
Points per game	81.2	65.8	* 1/13/10	at Air Force	w 67-49	3185
Scoring margin	+15.4	-	* 01/16/10	COLORADO STATE	w 91-47	20155
FIELD GOALS-ATT	444-971	380-924	* 01/20/10	WYOMING	w 81-66	10931
Field goal pct	.457	.411	* 01-23-10	at SAN DIEGO STATE	w 71-69	12414
3 POINT FG-ATT	132-319	104-316	* 1/27/10	at #23/rv New Mexico	L 72-76	14586
3-point FG pct	.414	.329	* 01/30/10	UTAH	w 82-69	22644
3-pt FG made per game	8.3	6.5	* 02/02/10	TCU	w 76-56	11454
FREE THROWS-ATT	280-363	189-289	* 02/06/10	at UNLV	L 74-88	18557
Free throw pct	.771	.654	* 02/13/10	AIR FORCE	w 91-48	15647
F-Throws made per game	17.5	11.8	* 02/17/10	at Colorado State	w 92-70	3738
REBOUNDS	614	553	* 2-20-10	at Wyoming Cowboys	w 85-63	5154
Rebounds per game	38.4	34.6	* 02/24/10	SAN DIEGO STATE	w 82-68	20124
Rebounding margin	+3.8	-	* 02/27/10	NEW MEXICO	L 81-83	22644
ASSISTS	239	206	* 03/03/10	at Utah	w 71-51	14901
Assists per game	14.9	12.9	* 03-06-10	at TCU	w 107-77	6469
TURNOVERS	165	242	* = Conference game			
Turnovers per game	10.3	15.1				
Turnover margin	+4.8	-				
Assist/turnover ratio	1.4	0.9				
STEALS	136	86				
Steals per game	8.5	5.4				
BLOCKS	61	61				
Blocks per game	3.8	3.8				
ATTENDANCE	139145	79004				
Home games-Avg/Game	8-17393	8-9876				
Neutral site-Avg/Game	-	0-0				

Score by Periods	1st	2nd	Totals
BYU Cougars	623	677	1300
Opponents	509	544	1053

2009-10 SEASON STATISTICS
BYU Cougars Combined Team Statistics (as of Mar 18, 2010)
MWC Tournament

RECORD:	OVERALL	HOME	AWAY	NEUTRAL
ALL GAMES	1-1	0-0	0-1	1-0
CONFERENCE	0-0	0-0	0-0	0-0
NON-CONFERENCE	1-1	0-0	0-1	1-0

##	Player	gp-gs	min	avg	Total		3-Point		F-Throw		Rebounds				pf	dq	a	to	blk	stl	pts	avg
					fg-fga	fg%	3fg-fga	3fg%	ft-fta	ft%	off	def	tot	avg								
32	FREDETTE, Jimmer	2-2	74	37.0	17-43	.395	6-21	.286	35-36	.972	2	5	7	3.5	1	0	10	7	0	1	75	37.5
04	EMERY, Jackson	2-2	62	31.0	8-14	.571	6-10	.600	1-2	.500	2	8	10	5.0	7	1	5	2	0	4	23	11.5
10	LOYD, JR., Michael	2-1	48	24.0	7-10	.700	1-2	.500	1-2	.500	0	3	3	1.5	4	0	3	3	0	1	16	8.0
23	HAWS, Tyler	1-1	15	15.0	1-4	.250	0-0	.000	6-6	1.000	1	1	2	2.0	2	0	1	0	0	0	8	8.0
45	TAVERNARI, Jonathan	2-0	44	22.0	4-15	.267	4-11	.364	1-2	.500	0	2	2	1.0	3	0	2	4	0	2	13	6.5
01	ABOUO, Charles	2-0	35	17.5	4-7	.571	2-3	.667	1-1	1.000	2	4	6	3.0	9	1	1	2	0	0	11	5.5
34	HARTSOCK, Noah	2-2	63	31.5	4-7	.571	0-0	.000	1-1	1.000	4	9	13	6.5	6	0	1	2	2	3	9	4.5
00	DAVIES, Brandon	2-1	47	23.5	2-6	.333	0-0	.000	1-2	.500	1	6	7	3.5	5	0	0	1	0	0	5	2.5
54	MILES, Chris	2-1	12	6.0	0-1	.000	0-0	.000	1-2	.500	1	1	2	1.0	3	0	2	0	0	1	1	0.5
Team											2	2	4									
Total.....		2	400		47-107	.439	19-47	.404	48-54	.889	15	41	56	28.0	40	2	25	21	2	12	161	80.5
Opponents.....		2	400		52-97	.536	18-38	.474	33-41	.805	6	46	52	26.0	41	2	32	28	2	11	155	77.5

TEAM STATISTICS

	BY	OPP	Date	Opponent	Score	Att.
SCORING	161	155	03/10/10	vs #7 TCU	W 95-85	12405
Points per game	80.5	77.5	03/12/10	at #3 UNLV	L 66-70	18500
Scoring margin	+3.0	-	* = Conference game			
FIELD GOALS-ATT	47-107	52-97				
Field goal pct	.439	.536				
3 POINT FG-ATT	19-47	18-38				
3-point FG pct	.404	.474				
3-pt FG made per game	9.5	9.0				
FREE THROWS-ATT	48-54	33-41				
Free throw pct	.889	.805				
F-Throws made per game	24.0	16.5				
REBOUNDS	56	52				
Rebounds per game	28.0	26.0				
Rebounding margin	+2.0	-				
ASSISTS	25	32				
Assists per game	12.5	16.0				
TURNOVERS	21	28				
Turnovers per game	10.5	14.0				
Turnover margin	+3.5	-				
Assist/turnover ratio	1.2	1.1				
STEALS	12	11				
Steals per game	6.0	5.5				
BLOCKS	2	2				
Blocks per game	1.0	1.0				
ATTENDANCE	0	30905				
Home games-Avg/Game	0-0	1-18500				
Neutral site-Avg/Game	-	1-12405				

Score by Periods

	1st	2nd	Totals
BYU Cougars	73	88	161
Opponents	81	74	155

2009-10 SEASON STATISTICS
BYU Cougars Combined Team Statistics (as of Mar 18, 2010)
Games won

RECORD:	OVERALL	HOME	AWAY	NEUTRAL
ALL GAMES	30-0	15-0	10-0	5-0
CONFERENCE	13-0	7-0	6-0	0-0
NON-CONFERENCE	17-0	8-0	4-0	5-0

##	Player	gp-gs	min	avg	Total		3-Point		F-Throw		Rebounds				pf	dq	a	to	blk	stl	pts	avg
					fg-fga	fg%	3fg-fga	3fg%	ft-fa	ft%	off	def	tot	avg								
32	FREDETTE, Jimmer	28-27	865	30.9	193-400	.483	63-139	.453	178-202	.881	20	62	82	2.9	29	0	133	74	5	35	627	22.4
04	EMERY, Jackson	29-29	838	28.9	127-250	.508	74-162	.457	50-68	.735	23	112	135	4.7	69	0	89	36	10	78	378	13.0
23	HAWS, Tyler	30-28	776	25.9	113-221	.511	21-55	.382	98-106	.925	42	87	129	4.3	47	0	48	36	5	23	345	11.5
45	TAVERNARI, Jonathan	30-6	699	23.3	111-259	.429	55-135	.407	29-34	.853	13	118	131	4.4	53	1	46	36	6	42	306	10.2
34	HARTSOCK, Noah	30-25	703	23.4	80-137	.584	1-3	.333	32-37	.865	45	104	149	5.0	63	0	33	20	38	16	193	6.4
00	DAVIES, Brandon	30-0	408	13.6	65-118	.551	0-1	.000	43-76	.566	27	65	92	3.1	79	0	9	41	13	11	173	5.8
10	LOYD, JR., Michael	30-1	415	13.8	50-99	.505	17-38	.447	32-49	.653	2	36	38	1.3	21	0	34	34	2	21	149	5.0
54	MILES, Chris	30-30	510	17.0	56-101	.554	0-0	.000	33-49	.673	32	77	109	3.6	62	0	31	21	18	13	145	4.8
01	ABOUO, Charles	30-2	371	12.4	49-105	.467	9-23	.391	31-44	.705	34	59	93	3.1	37	0	27	23	8	17	138	4.6
02	MORGAN, JR., Lamon	22-2	221	10.0	18-27	.667	9-12	.750	3-5	.600	3	11	14	0.6	7	0	33	17	0	7	48	2.2
15	ANDERSON, James	25-0	96	3.8	11-24	.458	0-0	.000	10-15	.667	12	13	25	1.0	24	0	3	5	3	2	32	1.3
13	ZYLSTRA, Brock	18-0	61	3.4	7-18	.389	0-3	.000	5-8	.625	2	11	13	0.7	4	0	2	4	1	1	19	1.1
12	MAGNUSSON, Logan	20-0	87	4.4	4-10	.400	2-4	.500	3-5	.600	4	17	21	1.1	2	0	7	3	0	2	13	0.7
Team											53	50	103				4					
Total.....		30	6050		884-1769	.500	251-575	.437	547-698	.784	312	822	1134	37.8	497	1	495	354	109	268	2566	85.5
Opponents.....		30	6050		678-1708	.397	168-539	.312	396-587	.675	306	644	950	31.7	564	8	346	491	84	180	1920	64.0

TEAM STATISTICS	BY	OPP	Date	Opponent	Score	Att.
SCORING	2566	1920	11/13/09	BRADLEY BRAVES	w 70-60	16276
Points per game	85.5	64.0	11/17/09	IDAHO STATE	w 87-53	8637
Scoring margin	+21.5	-	11/20/09	at Hawai'i	w 83-65	5891
FIELD GOALS-ATT	884-1769	678-1708	11/24/09	SOUTHERN	w 107-51	9596
Field goal pct	.500	.397	11/27/09	WEBER STATE	w 87-70	11892
3 POINT FG-ATT	251-575	168-539	12/05/09	vs San Francisco	w 69-43	10106
3-point FG pct	.437	.312	12/08/09	ARIZONA STATE	w 81-68	11587
3-pt FG made per game	8.4	5.6	12/12/09	at Fresno State	w 72-67	4853
FREE THROWS-ATT	547-698	396-587	12/17/09	WAGNER	w 77-61	8031
Free throw pct	.784	.675	12/19/09	EASTERN WASHINGTON	w 91-34	8003
F-Throws made per game	18.2	13.2	12/22/09	vs NEVADA	w 110-104	3521
REBOUNDS	1134	950	12/23/09	vs Nebraska	w 88-66	1817
Rebounds per game	37.8	31.7	% 12/28/09	at Arizona	w 99-69	13992
Rebounding margin	+6.1	-	01/02/10	EASTERN NEW MEXICO	w 95-49	11293
ASSISTS	495	346	* 01/06/10	UNLV	w 77-73	15546
Assists per game	16.5	11.5	01/09/10	at UTEP	w 83-77	8687
TURNOVERS	354	491	* 1/13/10	at Air Force	w 67-49	3185
Turnovers per game	11.8	16.4	* 01/16/10	COLORADO STATE	w 91-47	20155
Turnover margin	+4.6	-	* 01/20/10	WYOMING	w 81-66	10931
Assist/turnover ratio	1.4	0.7	* 01-23-10	at SAN DIEGO STATE	w 71-69	12414
STEALS	268	180	* 01/30/10	UTAH	w 82-69	22644
Steals per game	8.9	6.0	* 02/02/10	TCU	w 76-56	11454
BLOCKS	109	84	* 02/13/10	AIR FORCE	w 91-48	15647
Blocks per game	3.6	2.8	* 02/17/10	at Colorado State	w 92-70	3738
ATTENDANCE	201816	120515	* 2-20-10	at Wyoming Cowboys	w 85-63	5154
Home games-Avg/Game	15-13454	10-7928	* 02/24/10	SAN DIEGO STATE	w 82-68	20124
Neutral site-Avg/Game	-	5-8246	* 03/03/10	at Utah	w 71-51	14901
Score by Periods	1st	2nd	OT	OT2	Totals	
BYU Cougars	1252	1290	6	18	2566	03/10/10 vs #7 TCU w 95-85 12405
Opponents	878	1025	6	11	1920	03/18/10 vs Florida w02 99-92 13382

* = Conference game

2009-10 SEASON STATISTICS
BYU Cougars Combined Team Statistics (as of Mar 13, 2010)
Games lost

RECORD:	OVERALL	HOME	AWAY	NEUTRAL
ALL GAMES	0-5	0-1	0-4	0-0
CONFERENCE	0-3	0-1	0-2	0-0
NON-CONFERENCE	0-2	0-0	0-2	0-0

##	Player	gp-gs	min	avg	Total		3-Point		F-Throw		Rebounds				pf	dq	a	to	blk	stl	pts	avg	
					fg-fga	fg%	3fg-fga	3fg%	ft-fa	ft%	off	def	tot	avg									
32	FREDETTE, Jimmer	5-5	158	31.6	27-78	.346	13-32	.406	36-38	.947	5	15	20	4.0	5	0	21	14	0	5	103	20.6	
45	TAVERNARI, Jonathan	5-1	132	26.4	18-49	.367	7-24	.292	6-9	.667	2	23	25	5.0	8	0	7	7	1	6	49	9.8	
23	HAWS, Tyler	4-4	119	29.8	14-36	.389	4-13	.308	6-8	.750	7	7	14	3.5	4	0	5	5	0	3	38	9.5	
04	EMERY, Jackson	5-5	142	28.4	14-41	.341	8-29	.276	9-12	.750	4	15	19	3.8	19	1	4	4	0	12	45	9.0	
10	LOYD, JR., Michael	5-1	77	15.4	14-19	.737	2-5	.400	3-3	1.000	0	6	6	1.2	7	0	5	4	1	2	33	6.6	
34	HARTSOCK, Noah	5-4	144	28.8	14-31	.452	0-1	.000	4-5	.800	7	20	27	5.4	10	0	7	1	8	1	32	6.4	
01	ABOUO, Charles	5-0	82	16.4	8-15	.533	2-4	.500	6-8	.750	5	10	15	3.0	18	1	4	6	1	2	24	4.8	
54	MILES, Chris	5-4	66	13.2	6-17	.353	0-0	.000	4-6	.667	3	8	11	2.2	13	0	3	3	2	0	16	3.2	
00	DAVIES, Brandon	4-1	53	13.3	3-8	.375	0-0	.000	4-8	.500	3	8	11	2.8	7	0	0	4	1	1	10	2.5	
02	MORGAN, JR., Lamon	3-0	16	5.3	1-3	.333	0-1	.000	0-0	.000	0	2	2	0.7	2	0	4	1	0	0	2	0.7	
15	ANDERSON, James	3-0	8	2.7	1-1	1.000	0-0	.000	0-0	.000	0	2	2	0.7	7	0	0	0	1	0	2	0.7	
12	MAGNUSSON, Logan	2-0	2	1.0	0-0	.000	0-0	.000	0-0	.000	0	1	1	0.5	0	0	0	1	0	0	0	0.0	
13	ZYLSTRA, Brock	1-0	1	1.0	0-0	.000	0-0	.000	0-0	.000	0	0	0	0.0	0	0	0	0	0	0	0	0.0	
Team											10	6	16										
Total.....		5	1000		120-298	.403	36-109	.330	78-97	.804	46	123	169	33.8	100	2	60	50	15	32	354	70.8	
Opponents.....		5	1000		135-285	.474	41-95	.432	77-116	.664	51	141	192	38.4	84	2	85	59	18	30	388	77.6	

TEAM STATISTICS	BY	OPP	Date	Opponent	Score	Att.
SCORING	354	388	12-02-09	at Utah State	L 61-71	10270
Points per game	70.8	77.6	* 1/27/10	at #23/rv New Mexico	L 72-76	14586
Scoring margin	-6.8	-	* 02/06/10	at UNLV	L 74-88	18557
FIELD GOALS-ATT	120-298	135-285	* 02/27/10	NEW MEXICO	L 81-83	22644
Field goal pct	.403	.474	03/12/10	at #3 UNLV	L 66-70	18500
3 POINT FG-ATT	36-109	41-95	* = Conference game			
3-point FG pct	.330	.432				
3-pt FG made per game	7.2	8.2				
FREE THROWS-ATT	78-97	77-116				
Free throw pct	.804	.664				
F-Throws made per game	15.6	15.4				
REBOUNDS	169	192				
Rebounds per game	33.8	38.4				
Rebounding margin	-4.6	-				
ASSISTS	60	85				
Assists per game	12.0	17.0				
TURNOVERS	50	59				
Turnovers per game	10.0	11.8				
Turnover margin	+1.8	-				
Assist/turnover ratio	1.2	1.4				
STEALS	32	30				
Steals per game	6.4	6.0				
BLOCKS	15	18				
Blocks per game	3.0	3.6				
ATTENDANCE	22644	61913				
Home games-Avg/Game	1-22644	4-15478				
Neutral site-Avg/Game	-	0-0				

Score by Periods	1st	2nd	Totals
BYU Cougars	170	184	354
Opponents	208	180	388

2009-10 SEASON STATISTICS
BYU Cougars Combined Team Statistics (as of Mar 06, 2010)
Home games

RECORD:	OVERALL	HOME	AWAY	NEUTRAL
ALL GAMES	15-1	15-1	0-0	0-0
CONFERENCE	7-1	7-1	0-0	0-0
NON-CONFERENCE	8-0	8-0	0-0	0-0

##	Player	gp-gs	min	avg	Total		3-Point		F-Throw		Rebounds				pf	dq	a	to	blk	stl	pts	avg		
					fg-fga	fg%	3fg-fga	3fg%	ft-fga	ft%	off	def	tot	avg										
32	FREDETTE, Jimmer	15-15	429	28.6	79-192	.411	26-60	.433	79-93	.849	12	34	46	3.1	11	0	63	26	1	17	263	17.5		
04	EMERY, Jackson	15-15	407	27.1	62-123	.504	37-83	.446	25-35	.714	16	59	75	5.0	37	0	41	18	5	43	186	12.4		
23	HAWS, Tyler	16-14	409	25.6	58-124	.468	14-34	.412	54-61	.885	29	52	81	5.1	20	0	29	18	4	17	184	11.5		
45	TAVERNARI, Jonathan	16-5	360	22.5	62-147	.422	26-65	.400	21-27	.778	9	67	76	4.8	29	0	24	15	5	20	171	10.7		
34	HARTSOCK, Noah	16-12	371	23.2	54-91	.593	1-2	.500	16-18	.889	25	50	75	4.7	22	0	21	8	20	8	125	7.8		
10	LOYD, JR., Michael	16-0	214	13.4	34-57	.596	10-24	.417	12-21	.571	0	24	24	1.5	15	0	24	19	2	9	90	5.6		
54	MILES, Chris	16-16	268	16.8	32-61	.525	0-0	.000	25-35	.714	17	45	62	3.9	29	0	17	11	9	5	89	5.6		
00	DAVIES, Brandon	16-0	203	12.7	31-60	.517	0-1	.000	20-38	.526	14	28	42	2.6	32	0	3	19	8	6	82	5.1		
01	ABOUO, Charles	16-2	225	14.1	27-60	.450	5-14	.357	22-30	.733	25	37	62	3.9	25	0	20	16	7	10	81	5.1		
02	MORGAN, JR., Lamont	13-1	152	11.7	12-18	.667	6-8	.750	3-5	.600	1	9	10	0.8	4	0	23	11	0	4	33	2.5		
15	ANDERSON, James	12-0	53	4.4	9-15	.600	0-0	.000	9-13	.692	7	11	18	1.5	11	0	2	3	2	2	27	2.3		
13	ZYLSTRA, Brock	9-0	45	5.0	4-12	.333	0-2	.000	4-6	.667	1	9	10	1.1	3	0	2	3	1	1	12	1.3		
12	MAGNUSSON, Logan	11-0	64	5.8	4-8	.500	2-3	.667	3-5	.600	4	13	17	1.5	1	0	5	1	0	1	13	1.2		
Team											25	27	52											
Total.....		16	3200		468-968	.483	127-296	.429	293-387	.757	185	465	650	40.6	239	0	274	168	64	143	1356	84.8		
Opponents.....		16	3200		347-912	.380	86-280	.307	176-281	.626	156	365	521	32.6	307	4	170	263	56	90	956	59.8		

TEAM STATISTICS	BY	OPP	Date	Opponent	Score	Att.
SCORING	1356	956	11/13/09	BRADLEY BRAVES	w 70-60	16276
Points per game	84.8	59.8	11/17/09	IDAHO STATE	w 87-53	8637
Scoring margin	+25.0	-	11/24/09	SOUTHERN	w 107-51	9596
FIELD GOALS-ATT	468-968	347-912	11/27/09	WEBER STATE	w 87-70	11892
Field goal pct	.483	.380	12/08/09	ARIZONA STATE	w 81-68	11587
3 POINT FG-ATT	127-296	86-280	12/17/09	WAGNER	w 77-61	8031
3-point FG pct	.429	.307	12/19/09	EASTERN WASHINGTON	w 91-34	8003
3-pt FG made per game	7.9	5.4	01/02/10	EASTERN NEW MEXICO	w 95-49	11293
FREE THROWS-ATT	293-387	176-281	* 01/06/10	UNLV	w 77-73	15546
Free throw pct	.757	.626	* 01/16/10	COLORADO STATE	w 91-47	20155
F-Throws made per game	18.3	11.0	* 01/20/10	WYOMING	w 81-66	10931
REBOUNDS	650	521	* 01/30/10	UTAH	w 82-69	22644
Rebounds per game	40.6	32.6	* 02/02/10	TCU	w 76-56	11454
Rebounding margin	+8.1	-	* 02/13/10	AIR FORCE	w 91-48	15647
ASSISTS	274	170	* 02/24/10	SAN DIEGO STATE	w 82-68	20124
Assists per game	17.1	10.6	* 02/27/10	NEW MEXICO	L 81-83	22644
TURNOVERS	168	263	* = Conference game			
Turnovers per game	10.5	16.4				
Turnover margin	+5.9	-				
Assist/turnover ratio	1.6	0.6				
STEALS	143	90				
Steals per game	8.9	5.6				
BLOCKS	64	56				
Blocks per game	4.0	3.5				
ATTENDANCE	224460	0				
Home games-Avg/Game	16-14029	0-0				
Neutral site-Avg/Game	-	0-0				

Score by Periods	1st	2nd	Totals
BYU Cougars	677	679	1356
Opponents	421	535	956

2009-10 SEASON STATISTICS
BYU Cougars Combined Team Statistics (as of Mar 13, 2010)
Away games

RECORD:	OVERALL	HOME	AWAY	NEUTRAL
ALL GAMES	10-4	0-0	10-4	0-0
CONFERENCE	6-2	0-0	6-2	0-0
NON-CONFERENCE	4-2	0-0	4-2	0-0

##	Player	gp-gs	min	avg	Total		3-Point		F-Throw		Rebounds					pf	dq	a	to	blk	stl	pts	avg
					fg-fga	fg%	3fg-fga	3fg%	ft-fga	ft%	off	def	tot	avg									
32	FREDETTE, Jimmer	13-12	414	31.8	95-201	.473	42-84	.500	83-91	.912	11	32	43	3.3	17	0	66	41	2	15	315	24.2	
23	HAWS, Tyler	13-13	357	27.5	50-104	.481	10-29	.345	32-35	.914	17	35	52	4.0	23	0	18	19	1	8	142	10.9	
04	EMERY, Jackson	14-14	393	28.1	53-126	.421	27-80	.338	19-27	.704	7	44	51	3.6	37	1	40	15	5	34	152	10.9	
45	TAVERNARI, Jonathan	14-2	353	25.2	55-125	.440	28-70	.400	12-14	.857	6	60	66	4.7	20	1	21	21	2	23	150	10.7	
00	DAVIES, Brandon	13-1	182	14.0	26-48	.542	0-0	.000	21-34	.618	12	32	44	3.4	35	0	6	17	4	4	73	5.6	
01	ABOUO, Charles	14-0	190	13.6	26-50	.520	5-11	.455	12-18	.667	13	27	40	2.9	26	1	9	12	2	8	69	4.9	
34	HARTSOCK, Noah	14-12	332	23.7	26-55	.473	0-2	.000	15-19	.789	20	57	77	5.5	38	0	11	8	21	5	67	4.8	
54	MILES, Chris	14-13	230	16.4	24-46	.522	0-0	.000	7-9	.778	13	31	44	3.1	33	0	10	11	10	7	55	3.9	
10	LOYD, JR., Michael	14-2	209	14.9	19-44	.432	5-12	.417	12-18	.667	1	14	15	1.1	9	0	14	14	1	9	55	3.9	
02	MORGAN, JR., Lamon	9-1	63	7.0	5-9	.556	2-4	.500	0-0	.000	2	4	6	0.7	3	0	10	5	0	1	12	1.3	
13	ZYLSTRA, Brock	8-0	15	1.9	3-6	.500	0-1	.000	1-2	.500	1	2	3	0.4	1	0	0	1	0	0	7	0.9	
15	ANDERSON, James	13-0	42	3.2	3-7	.429	0-0	.000	0-0	.000	4	3	7	0.5	18	0	1	1	2	0	6	0.5	
12	MAGNUSSON, Logan	9-0	20	2.2	0-1	.000	0-1	.000	0-0	.000	0	4	4	0.4	0	0	1	3	0	1	0	0.0	
Team											30	21	51				4						
Total.....		14	2800		385-822	.468	119-294	.405	214-267	.801	137	366	503	35.9	260	3	207	172	50	115	1103	78.8	
Opponents.....		14	2800		327-785	.417	89-265	.336	219-311	.704	146	321	467	33.4	234	3	193	205	39	95	962	68.7	

TEAM STATISTICS	BY	OPP	Date	Opponent	Score	Att.
SCORING	1103	962	11/20/09	at Hawai'i	W 83-65	5891
Points per game	78.8	68.7	12-02-09	at Utah State	L 61-71	10270
Scoring margin	+10.1	-	12/12/09	at Fresno State	W 72-67	4853
FIELD GOALS-ATT	385-822	327-785	% 12/28/09	at Arizona	W 99-69	13992
Field goal pct	.468	.417	01/09/10	at UTEP	W 83-77	8687
3 POINT FG-ATT	119-294	89-265	* 1/13/10	at Air Force	W 67-49	3185
3-point FG pct	.405	.336	* 01-23-10	at SAN DIEGO STATE	W 71-69	12414
3-pt FG made per game	8.5	6.4	* 1/27/10	at #23/rv New Mexico	L 72-76	14586
FREE THROWS-ATT	214-267	219-311	* 02/06/10	at UNLV	L 74-88	18557
Free throw pct	.801	.704	* 02/17/10	at Colorado State	W 92-70	3738
F-Throws made per game	15.3	15.6	* 2-20-10	at Wyoming Cowboys	W 85-63	5154
REBOUNDS	503	467	* 03/03/10	at Utah	W 71-51	14901
Rebounds per game	35.9	33.4	* 03-06-10	at TCU	W 107-77	6469
Rebounding margin	+2.6	-	03/12/10	at #3 UNLV	L 66-70	18500
ASSISTS	207	193				
Assists per game	14.8	13.8				
TURNOVERS	172	205				
Turnovers per game	12.3	14.6				
Turnover margin	+2.4	-				
Assist/turnover ratio	1.2	0.9				
STEALS	115	95				
Steals per game	8.2	6.8				
BLOCKS	50	39				
Blocks per game	3.6	2.8				
ATTENDANCE	0	141197				
Home games-Avg/Game	0-0	14-10086				
Neutral site-Avg/Game	-	0-0				

* = Conference game

Score by Periods	1st	2nd	Totals
BYU Cougars	541	562	1103
Opponents	483	479	962

2009-10 SEASON STATISTICS
BYU Cougars Combined Team Statistics (as of Mar 18, 2010)
Neutral site games

RECORD:	OVERALL	HOME	AWAY	NEUTRAL
ALL GAMES	5-0	0-0	0-0	5-0
CONFERENCE	0-0	0-0	0-0	0-0
NON-CONFERENCE	5-0	0-0	0-0	5-0

##	Player	gp-gs	min	avg	Total		3-Point		F-Throw		Rebounds				pf	dq	a	to	blk	stl	pts	avg
					fg-fga	fg%	3fg-fga	3fg%	ft-fa	ft%	off	def	tot	avg								
32	FREDETTE, Jimmer	5-5	180	36.0	46-85	.541	8-27	.296	52-56	.929	2	11	13	2.6	6	0	25	21	2	8	152	30.4
04	EMERY, Jackson	5-5	180	36.0	26-42	.619	18-28	.643	15-18	.833	4	24	28	5.6	14	0	12	7	0	13	85	17.0
23	HAWS, Tyler	5-5	129	25.8	19-29	.655	1-5	.200	18-18	1.000	3	7	10	2.0	8	0	6	4	0	1	57	11.4
10	LOYD, JR., Michael	5-0	69	13.8	11-17	.647	4-7	.571	11-13	.846	1	4	5	1.0	4	0	1	5	0	5	37	7.4
45	TAVERNARI, Jonathan	5-0	118	23.6	12-36	.333	8-24	.333	2-2	1.000	0	14	14	2.8	12	0	8	7	0	5	34	6.8
34	HARTSOCK, Noah	5-5	144	28.8	14-22	.636	0-0	.000	5-5	1.000	7	17	24	4.8	13	0	8	5	5	4	33	6.6
00	DAVIES, Brandon	5-0	76	15.2	11-18	.611	0-0	.000	6-12	.500	4	13	17	3.4	19	0	0	9	2	2	28	5.6
54	MILES, Chris	5-5	78	15.6	6-11	.545	0-0	.000	5-11	.455	5	9	14	2.8	13	0	7	2	1	1	17	3.4
01	ABOUO, Charles	5-0	38	7.6	4-10	.400	1-2	.500	3-4	.750	1	5	6	1.2	4	0	2	1	0	1	12	2.4
02	MORGAN, JR., Lamon	3-0	22	7.3	2-3	.667	1-1	1.000	0-0	.000	0	0	0	0.0	2	0	4	2	0	2	5	1.7
15	ANDERSON, James	3-0	9	3.0	0-3	.000	0-0	.000	1-2	.500	1	1	2	0.7	2	0	0	1	0	0	1	0.3
12	MAGNUSSON, Logan	2-0	5	2.5	0-1	.000	0-0	.000	0-0	.000	0	1	1	0.5	1	0	1	0	0	0	0	0.0
13	ZYLSTRA, Brock	2-0	2	1.0	0-0	.000	0-0	.000	0-0	.000	0	0	0	0.0	0	0	0	0	0	0	0	0.0
Team											8	8	16									
Total.....		5	1050		151-277	.545	41-94	.436	118-141	.837	36	114	150	30.0	98	0	74	64	10	42	461	92.2
Opponents.....		5	1050		139-296	.470	34-89	.382	78-111	.703	55	99	154	30.8	107	3	68	82	7	25	390	78.0

TEAM STATISTICS	BY	OPP	Date	Opponent	Score	Att.
SCORING	461	390	12/05/09	vs San Francisco	w 69-43	10106
Points per game	92.2	78.0	12/22/09	vs NEVADA	w 110-104	3521
Scoring margin	+14.2	-	12/23/09	vs Nebraska	w 88-66	1817
FIELD GOALS-ATT	151-277	139-296	03/10/10	vs #7 TCU	w 95-85	12405
Field goal pct	.545	.470	03/18/10	vs Florida	Wo2 99-92	13382
3 POINT FG-ATT	41-94	34-89				
3-point FG pct	.436	.382				
3-pt FG made per game	8.2	6.8				
FREE THROWS-ATT	118-141	78-111				
Free throw pct	.837	.703				
F-Throws made per game	23.6	15.6				
REBOUNDS	150	154				
Rebounds per game	30.0	30.8				
Rebounding margin	-0.8	-				
ASSISTS	74	68				
Assists per game	14.8	13.6				
TURNOVERS	64	82				
Turnovers per game	12.8	16.4				
Turnover margin	+3.6	-				
Assist/turnover ratio	1.2	0.8				
STEALS	42	25				
Steals per game	8.4	5.0				
BLOCKS	10	7				
Blocks per game	2.0	1.4				
ATTENDANCE	0	41231				
Home games-Avg/Game	0-0	0-0				
Neutral site-Avg/Game	-	5-8246				

* = Conference game

Score by Periods	1st	2nd	OT	OT2	Totals
BYU Cougars	204	233	6	18	461
Opponents	182	191	6	11	390

2009-10 SEASON STATISTICS
BYU Cougars Category Leaders (as of Mar 18, 2010)
All games

Points	G	Pts	Pts/G	Scoring Average	G	Pts	Avg/G
FREDETTE, Jimmer	33	730	22.1	FREDETTE, Jimmer	33	730	22.1
EMERY, Jackson	34	423	12.4	EMERY, Jackson	34	423	12.4
HAWS, Tyler	34	383	11.3	HAWS, Tyler	34	383	11.3
TAVERNARI, Jonathan	35	355	10.1	TAVERNARI, Jonathan	35	355	10.1
HARTSOCK, Noah	35	225	6.4	HARTSOCK, Noah	35	225	6.4
DAVIES, Brandon	34	183	5.4	DAVIES, Brandon	34	183	5.4
LOYD, JR., Michael	35	182	5.2	LOYD, JR., Michael	35	182	5.2
ABOUO, Charles	35	162	4.6	ABOUO, Charles	35	162	4.6
MILES, Chris	35	161	4.6	MILES, Chris	35	161	4.6
MORGAN, JR., Lamont	25	50	2.0	MORGAN, JR., Lamont	25	50	2.0
ANDERSON, James	28	34	1.2	ANDERSON, James	28	34	1.2
ZYLSTRA, Brock	19	19	1.0	ZYLSTRA, Brock	19	19	1.0

FG Percentage	FG	Att	Pct	Field Goal Attempts	G	Att	Att/G
MORGAN, JR., Lamont	19	30	.633	FREDETTE, Jimmer	33	478	14.5
HARTSOCK, Noah	94	168	.560	TAVERNARI, Jonathan	35	308	8.8
LOYD, JR., Michael	64	118	.542	EMERY, Jackson	34	291	8.6
DAVIES, Brandon	68	126	.540	HAWS, Tyler	34	257	7.6
MILES, Chris	62	118	.525	HARTSOCK, Noah	35	168	4.8
HAWS, Tyler	127	257	.494				
EMERY, Jackson	141	291	.485	Field Goals Made	G	Made	Made/G
ANDERSON, James	12	25	.480	FREDETTE, Jimmer	33	220	6.7
ABOUO, Charles	57	120	.475	EMERY, Jackson	34	141	4.1
FREDETTE, Jimmer	220	478	.460	TAVERNARI, Jonathan	35	129	3.7
TAVERNARI, Jonathan	129	308	.419	HAWS, Tyler	34	127	3.7
MAGNUSSON, Logan	4	10	.400	HARTSOCK, Noah	35	94	2.7

3-Point Percentage	3FG	Att	Pct	3-Point FG Attempts	G	Att	Att/G
MORGAN, JR., Lamont	9	13	.692	EMERY, Jackson	34	191	5.6
MAGNUSSON, Logan	2	4	.500	FREDETTE, Jimmer	33	171	5.2
FREDETTE, Jimmer	76	171	.444	TAVERNARI, Jonathan	35	159	4.5
LOYD, JR., Michael	19	43	.442	HAWS, Tyler	34	68	2.0
EMERY, Jackson	82	191	.429	LOYD, JR., Michael	35	43	1.2
ABOUO, Charles	11	27	.407				
TAVERNARI, Jonathan	62	159	.390	3-Point FG Made	G	Made	Made/G
HAWS, Tyler	25	68	.368	EMERY, Jackson	34	82	2.4
HARTSOCK, Noah	1	4	.250	FREDETTE, Jimmer	33	76	2.3
DAVIES, Brandon	0	1	.000	TAVERNARI, Jonathan	35	62	1.8
ZYLSTRA, Brock	0	3	.000	HAWS, Tyler	34	25	0.7
				LOYD, JR., Michael	35	19	0.5

Free Throw Percent	FG	Att	Pct	Free Throw Attempts	G	Att	Att/G
HAWS, Tyler	104	114	.912	FREDETTE, Jimmer	33	240	7.3
FREDETTE, Jimmer	214	240	.892	HAWS, Tyler	34	114	3.4
HARTSOCK, Noah	36	42	.857	DAVIES, Brandon	34	84	2.5
TAVERNARI, Jonathan	35	43	.814	EMERY, Jackson	34	80	2.4
EMERY, Jackson	59	80	.738	MILES, Chris	35	55	1.6
ABOUO, Charles	37	52	.712				
LOYD, JR., Michael	35	52	.673	Free Throws Made	G	Made	Made/G
MILES, Chris	37	55	.673	FREDETTE, Jimmer	33	214	6.5
ANDERSON, James	10	15	.667	HAWS, Tyler	34	104	3.1
ZYLSTRA, Brock	5	8	.625	EMERY, Jackson	34	59	1.7
MORGAN, JR., Lamont	3	5	.600	DAVIES, Brandon	34	47	1.4
MAGNUSSON, Logan	3	5	.600	MILES, Chris	35	37	1.1
				ABOUO, Charles	35	37	1.1

2009-10 SEASON STATISTICS
BYU Cougars Category Leaders (as of Mar 18, 2010)
All games

Rebounds	G	Reb	Reb/G	Assists	G	No.	Ast/G
HARTSOCK, Noah	35	176	5.0	FREDETTE, Jimmer	33	154	4.7
TAVERNARI, Jonathan	35	156	4.5	EMERY, Jackson	34	93	2.7
EMERY, Jackson	34	154	4.5	TAVERNARI, Jonathan	35	53	1.5
HAWS, Tyler	34	143	4.2	HAWS, Tyler	34	53	1.6
MILES, Chris	35	120	3.4	HARTSOCK, Noah	35	40	1.1

Rebound Average	G	Reb	Avg/G	Steals	G	No.	Stl/G
HARTSOCK, Noah	35	176	5.0	EMERY, Jackson	34	90	2.6
EMERY, Jackson	34	154	4.5	TAVERNARI, Jonathan	35	48	1.4
TAVERNARI, Jonathan	35	156	4.5	FREDETTE, Jimmer	33	40	1.2
HAWS, Tyler	34	143	4.2	HAWS, Tyler	34	26	0.8
MILES, Chris	35	120	3.4	LOYD, JR., Michael	35	23	0.7

Offensive Rebounds	G	No.	Avg/G	Blocked Shots	G	No.	Blk/G
HARTSOCK, Noah	35	52	1.5	HARTSOCK, Noah	35	46	1.3
HAWS, Tyler	34	49	1.4	MILES, Chris	35	20	0.6
ABOUO, Charles	35	39	1.1	DAVIES, Brandon	34	14	0.4
MILES, Chris	35	35	1.0	EMERY, Jackson	34	10	0.3
DAVIES, Brandon	34	30	0.9	ABOUO, Charles	35	9	0.3

Defensive Rebounds	G	No.	Avg/G	Minutes	G	No.	Min/G
TAVERNARI, Jonathan	35	141	4.0	FREDETTE, Jimmer	33	1023	31.0
EMERY, Jackson	34	127	3.7	EMERY, Jackson	34	980	28.8
HARTSOCK, Noah	35	124	3.5	HAWS, Tyler	34	895	26.3
HAWS, Tyler	34	94	2.8	HARTSOCK, Noah	35	847	24.2
MILES, Chris	35	85	2.4	TAVERNARI, Jonathan	35	831	23.7

Fouls	G	No.	Per/G	Turnovers	G	No.	TO/G
EMERY, Jackson	34	88	2.6	FREDETTE, Jimmer	33	88	2.7
DAVIES, Brandon	34	86	2.5	DAVIES, Brandon	34	45	1.3
MILES, Chris	35	75	2.1	TAVERNARI, Jonathan	35	43	1.2
HARTSOCK, Noah	35	73	2.1	HAWS, Tyler	34	41	1.2
TAVERNARI, Jonathan	35	61	1.7	EMERY, Jackson	34	40	1.2

Foulsouts	G	No.
TAVERNARI, Jonathan	35	1
EMERY, Jackson	34	1
ABOUO, Charles	35	1

2009-10 SEASON STATISTICS
BYU Cougars Overall/Conference Statistics (as of Mar 18, 2010)

All games

SUMMARY	Overall Statistics										Conference Statistics									
	gp-gs	min/g	fg%	3fg%	ft%	r/g	a/g	stl	blk	pts/g	gp-gs	min/g	fg%	3fg%	ft%	r/g	a/g	stl	blk	pts/g
FREDETTE, Jimmer	33-32	31.0	.460	.444	.892	3.1	4.7	40	5	22.1	16-15	29.0	.432	.494	.840	3.1	3.9	11	1	19.7
EMERY, Jackson	34-34	28.8	.485	.429	.738	4.5	2.7	90	10	12.4	16-16	30.3	.450	.370	.711	4.6	2.6	46	6	12.3
HAWS, Tyler	34-32	26.3	.494	.368	.912	4.2	1.6	26	5	11.3	16-16	26.5	.442	.378	.927	4.0	1.8	13	2	11.2
TAVERNARI, Jonathan	35-7	23.7	.419	.390	.814	4.5	1.5	48	7	10.1	16-0	25.3	.459	.452	.815	4.8	1.7	27	4	11.1
HARTSOCK, Noah	35-29	24.2	.560	.250	.857	5.0	1.1	17	46	6.4	16-16	24.4	.500	.000	.913	4.9	1.1	6	23	6.4
DAVIES, Brandon	34-1	13.6	.540	.000	.560	3.0	0.3	12	14	5.4	15-0	12.5	.460	.000	.537	3.2	0.2	6	5	5.3
LOYD, JR., Michael	35-2	14.1	.542	.442	.673	1.3	1.1	23	3	5.2	16-0	11.6	.490	.231	.650	1.3	1.0	10	1	4.0
ABOUO, Charles	35-2	12.9	.475	.407	.712	3.1	0.9	19	9	4.6	16-0	13.8	.508	.385	.737	3.7	1.1	10	5	5.1
MILES, Chris	35-34	16.5	.525	.000	.673	3.4	1.0	13	20	4.6	16-16	17.2	.451	.000	.708	3.7	0.9	4	10	3.9
MORGAN, JR., Lamont	25-2	9.5	.633	.692	.600	0.6	1.5	7	0	2.0	9-1	8.0	.583	.667	.000	0.4	0.7	1	0	2.0
ANDERSON, James	28-0	3.7	.480	.000	.667	1.0	0.1	2	4	1.2	13-0	3.1	.400	.000	.714	0.5	0.2	0	4	1.0
ZYLSTRA, Brock	19-0	3.3	.389	.000	.625	0.7	0.1	1	1	1.0	8-0	3.0	.429	.000	.500	0.3	0.1	0	0	1.0
MAGNUSSON, Logan	22-0	4.0	.400	.500	.600	1.0	0.3	2	0	0.6	10-0	2.9	.000	.000	.500	0.6	0.3	2	0	0.2
Totals	35		.486	.420	.786	37.2	15.9	300	124	83.4	16		.457	.414	.771	38.4	14.9	136	61	81.2
Opponent	35		.408	.330	.673	32.6	12.3	210	102	65.9	16		.411	.329	.654	34.6	12.9	86	61	65.8

SCORING	Overall Statistics								Conference Statistics							
	fg-fga	fg%	3fg-fga	3fg%	ft-fga	ft%	pts	pts/g	fg-fga	fg%	3fg-fga	3fg%	ft-fga	ft%	pts	pts/g
FREDETTE, Jimmer	220-478	.460	76-171	.444	214-240	.892	730	22.1	96-222	.432	39-79	.494	84-100	.840	315	19.7
EMERY, Jackson	141-291	.485	82-191	.429	59-80	.738	423	12.4	68-151	.450	34-92	.370	27-38	.711	197	12.3
HAWS, Tyler	127-257	.494	25-68	.368	104-114	.912	383	11.3	57-129	.442	14-37	.378	51-55	.927	179	11.2
TAVERNARI, Jonathan	129-308	.419	62-159	.390	35-43	.814	355	10.1	61-133	.459	33-73	.452	22-27	.815	177	11.1
HARTSOCK, Noah	94-168	.560	1-4	.250	36-42	.857	225	6.4	41-82	.500	0-3	.000	21-23	.913	103	6.4
DAVIES, Brandon	68-126	.540	0-1	.000	47-84	.560	183	5.4	29-63	.460	0-1	.000	22-41	.537	80	5.3
LOYD, JR., Michael	64-118	.542	19-43	.442	35-52	.673	182	5.2	24-49	.490	3-13	.231	13-20	.650	64	4.0
ABOUO, Charles	57-120	.475	11-27	.407	37-52	.712	162	4.6	31-61	.508	5-13	.385	14-19	.737	81	5.1
MILES, Chris	62-118	.525	0-0	.000	37-55	.673	161	4.6	23-51	.451	0-0	.000	17-24	.708	63	3.9
MORGAN, JR., Lamont	19-30	.633	9-13	.692	3-5	.600	50	2.0	7-12	.583	4-6	.667	0-1	.000	18	2.0
ANDERSON, James	12-25	.480	0-0	.000	10-15	.667	34	1.2	4-10	.400	0-0	.000	5-7	.714	13	1.0
ZYLSTRA, Brock	7-18	.389	0-3	.000	5-8	.625	19	1.0	3-7	.429	0-1	.000	2-4	.500	8	1.0
MAGNUSSON, Logan	4-10	.400	2-4	.500	3-5	.600	13	0.6	0-1	.000	0-1	.000	2-4	.500	2	0.2
Totals	1004-2067	.486	287-684	.420	625-795	.786	2920	83.4	444-971	.457	132-319	.414	280-363	.771	1300	81.2
Opponent	813-1993	.408	209-634	.330	473-703	.673	2308	65.9	380-924	.411	104-316	.329	189-289	.654	1053	65.8

TOTALS	Overall Statistics										Conference Statistics								
	o-reb	d-reb	total	pf	fo	a	to	a/to	hi	pts	o-reb	d-reb	total	pf	fo	a	to	a/to	hi
FREDETTE, Jimmer	25	77	102	34	0	154	88	1.8	49	11	38	49	17	0	62	34	1.8	36	36
EMERY, Jackson	27	127	154	88	1	93	40	2.3	25	14	60	74	36	0	41	18	2.3	22	22
HAWS, Tyler	49	94	143	51	0	53	41	1.3	24	24	40	64	18	0	28	18	1.6	24	24
TAVERNARI, Jonathan	15	141	156	61	1	53	43	1.2	23	7	69	76	23	0	27	18	1.5	23	23
HARTSOCK, Noah	52	124	176	73	0	40	21	1.9	17	22	56	78	33	0	18	9	2.0	17	17
DAVIES, Brandon	30	73	103	86	0	9	45	0.2	21	13	35	48	35	0	3	21	0.1	21	21
LOYD, JR., Michael	2	42	44	28	0	39	38	1.0	26	1	20	21	12	0	16	11	1.5	19	19
ABOUO, Charles	39	69	108	55	1	31	29	1.1	22	21	38	59	25	0	17	10	1.7	22	22
MILES, Chris	35	85	120	75	0	34	24	1.4	14	18	41	59	32	0	15	13	1.2	8	8
MORGAN, JR., Lamont	3	13	16	9	0	37	18	2.1	6	0	4	4	4	0	6	4	1.5	6	6
ANDERSON, James	12	15	27	31	0	3	5	0.6	7	3	4	7	14	0	2	1	2.0	4	4
ZYLSTRA, Brock	2	11	13	4	0	2	4	0.5	5	1	1	2	2	0	1	2	0.5	2	2
MAGNUSSON, Logan	4	18	22	2	0	7	4	1.8	6	0	6	6	1	0	3	3	1.0	1	1
Totals	358	945	1303	597	3	555	404	1.4	110	170	444	614	252	0	239	165	1.4	107	107
Opponent	357	785	1142	648	10	431	550	0.8	104	155	398	553	289	2	206	242	0.9	88	88

2009-10 SEASON STATISTICS
BYU Cougars Team Game-by-Game (as of Mar 18, 2010)
All games

TEAM STATISTICS

Opponent	Date	Score		Total		3-Pointers		Free throws		Rebounds				pf	a	t/o	blk	stl	pts	avg
				fg-fga	pct	3fg-fga	pct	ft-fta	pct	off	def	tot	avg							
BRADLEY BRAVES	11/13/09	70-60	W	22-55	.400	7-19	.368	19-27	.704	14	30	44	44.0	24	11	11	3	5	70	70.0
IDAHO STATE	11/17/09	87-53	W	30-64	.469	8-24	.333	19-22	.864	15	32	47	45.5	15	19	9	7	10	87	78.5
at Hawai'i	11/20/09	83-65	W	34-61	.557	6-17	.353	9-11	.818	11	16	27	39.3	19	15	10	3	11	83	80.0
SOUTHERN	11/24/09	107-51	W	42-78	.538	13-23	.565	10-11	.909	18	30	48	41.5	10	27	11	3	17	107	86.8
WEBER STATE	11/27/09	87-70	W	25-51	.490	9-16	.563	28-33	.848	8	23	31	39.4	16	12	11	3	11	87	86.8
at Utah State	12-02-09	61-71	L	21-54	.389	6-18	.333	13-17	.765	7	25	32	38.2	21	8	9	3	4	61	82.5
vs San Francisco	12/05/09	69-43	W	25-49	.510	7-17	.412	12-12	1.000	3	24	27	36.6	19	15	14	4	10	69	80.6
ARIZONA STATE	12/08/09	81-68	W	25-57	.439	8-23	.348	23-25	.920	9	26	35	36.4	18	19	6	1	6	81	80.6
at Fresno State	12/12/09	72-67	W	27-60	.450	10-27	.370	8-14	.571	10	25	35	36.2	20	17	18	4	10	72	79.7
WAGNER	12/17/09	77-61	W	28-59	.475	2-12	.167	19-30	.633	11	34	45	37.1	17	22	13	8	8	77	79.4
EASTERN WASHINGTON	12/19/09	91-34	W	34-53	.642	7-12	.583	16-22	.727	12	33	45	37.8	14	18	13	5	10	91	80.5
vs NEVADA	12/22/09	110-104	W	38-60	.633	7-15	.467	27-28	.964	7	19	26	36.8	21	19	14	1	9	110	82.9
vs Nebraska	12/23/09	88-66	W	30-49	.612	7-16	.438	21-32	.656	8	27	35	36.7	19	16	15	2	5	88	83.3
at Arizona	12/28/09	99-69	W	37-65	.569	14-25	.560	11-14	.786	11	23	34	36.5	21	22	11	2	8	99	84.4
EASTERN NEW MEXICO	01/02/10	95-49	W	35-58	.603	9-16	.563	16-20	.800	12	38	50	37.4	7	23	19	7	6	95	85.1
UNLV	01/06/10	77-73	W	25-68	.368	8-21	.381	19-24	.792	19	25	44	37.8	13	13	12	4	7	77	84.6
at UTEP	01/09/10	83-77	W	28-51	.549	6-15	.400	21-28	.750	7	32	39	37.9	27	17	22	3	10	83	84.5
at Air Force	1/13/10	67-49	W	23-48	.479	8-22	.364	13-17	.765	8	30	38	37.9	8	12	9	6	4	67	83.6
COLORADO STATE	01/16/10	91-47	W	34-58	.586	7-17	.412	16-25	.640	8	28	36	37.8	20	20	13	7	9	91	83.9
WYOMING	01/20/10	81-66	W	27-60	.450	6-18	.333	21-30	.700	13	27	40	37.9	19	13	9	3	9	81	83.8
at SAN DIEGO STATE	01-23-10	71-69	W	27-60	.450	9-21	.429	8-8	1.000	10	25	35	37.8	11	16	11	9	6	71	83.2
at #23/rv New Mexico	1/27/10	72-76	L	24-63	.381	8-19	.421	16-20	.800	10	31	41	37.9	23	14	11	5	9	72	82.7
UTAH	01/30/10	82-69	W	30-66	.455	7-14	.500	15-22	.682	7	27	34	37.7	11	12	6	1	10	82	82.7
TCU	02/02/10	76-56	W	24-62	.387	11-25	.440	17-21	.810	12	33	45	38.0	11	19	8	5	5	76	82.4
at UNLV	02/06/10	74-88	L	24-63	.381	7-27	.259	19-22	.864	14	23	37	38.0	20	12	11	2	6	74	82.0
AIR FORCE	02/13/10	91-48	W	30-53	.566	12-20	.600	19-26	.731	11	25	36	37.9	13	20	12	1	13	91	82.4
at Colorado State	02/17/10	92-70	W	31-60	.517	12-25	.480	18-22	.818	8	31	39	38.0	19	14	16	4	9	92	82.7
at Wyoming Cowboys	2-20-10	85-63	W	29-66	.439	7-22	.318	20-24	.833	13	30	43	38.1	19	17	6	1	6	85	82.8
SAN DIEGO STATE	02/24/10	82-68	W	27-61	.443	7-15	.467	21-28	.750	8	30	38	38.1	13	12	8	2	10	82	82.8
NEW MEXICO	02/27/10	81-83	L	30-65	.462	6-21	.286	15-21	.714	8	24	32	37.9	18	14	7	4	7	81	82.7
at Utah	03/03/10	71-51	W	21-57	.368	4-9	.444	25-31	.806	13	33	46	38.2	20	10	12	4	12	71	82.4
at TCU	03-06-10	107-77	W	38-61	.623	13-23	.565	18-22	.818	8	22	30	37.9	14	21	14	3	14	107	83.1
vs #7 TCU	03/10/10	95-85	W	26-54	.481	10-23	.435	33-37	.892	8	21	29	37.7	22	13	9	1	6	95	83.5
at #3 UNLV	03/12/10	66-70	L	21-53	.396	9-24	.375	15-17	.882	7	20	27	37.4	18	12	12	1	6	66	83.0
vs Florida	03/18/10	99-92	Wot	32-65	.492	10-23	.435	25-32	.781	10	23	33	37.2	17	11	12	2	12	99	83.4
BYU Cougars		2920		1004-2067	.486	287-684	.420	625-795	.786	358	945	1303	37.2	597	555	404	124	300	2920	83.4
Opponents		2308		813-1993	.408	209-634	.330	473-703	.673	357	785	1142	32.6	648	431	550	102	210	2308	65.9

Games played: 35
Points/game: 83.4
FG Pct: 48.6
3FG Pct: 42.0
FT Pct: 78.6

Rebounds/game: 37.2
Assists/game: 15.9
Turnovers/game: 11.5
Assist/turnover ratio: 1.4
Steals/game: 8.6
Blocks/game: 3.5

2009-10 SEASON STATISTICS
BYU Cougars Opponent Game-by-Game (as of Mar 18, 2010)
All games

OPPONENT STATISTICS

Opponent	Date	Score		Total		3-Pointers		Free throws		Rebounds				pf	a	t/o	blk	stl	pts	avg
				fg-fga	pct	3fg-fga	pct	ft-fta	pct	off	def	tot	avg							
BRADLEY BRAVES	11/13/09	70-60	W	18-50	.360	6-17	.353	18-27	.667	10	22	32	32.0	22	12	15	2	5	60	60.0
IDAHO STATE	11/17/09	87-53	W	17-56	.304	3-9	.333	16-22	.727	12	21	33	32.5	18	8	16	1	7	53	56.5
at Hawai'i	11/20/09	83-65	W	21-53	.396	4-12	.333	19-27	.704	19	18	37	34.0	17	15	20	2	4	65	59.3
SOUTHERN	11/24/09	107-51	W	20-57	.351	4-12	.333	7-13	.538	10	18	28	32.5	13	8	22	5	8	51	57.2
WEBER STATE	11/27/09	87-70	W	24-60	.400	9-21	.429	13-19	.684	16	21	37	33.4	22	10	18	3	8	70	59.8
at Utah State	12-02-09	61-71	L	22-52	.423	4-13	.308	23-28	.821	9	28	37	34.0	19	15	9	4	5	71	61.7
vs San Francisco	12/05/09	69-43	W	16-46	.348	2-11	.182	9-19	.474	10	21	31	33.6	16	9	19	0	4	43	59.0
ARIZONA STATE	12/08/09	81-68	W	21-47	.447	8-20	.400	18-23	.783	2	25	27	32.8	19	10	12	3	2	68	60.1
at Fresno State	12/12/09	72-67	W	24-56	.429	4-15	.267	15-20	.750	9	25	34	32.9	15	15	21	2	14	67	60.9
WAGNER	12/17/09	77-61	W	22-70	.314	5-24	.208	12-20	.600	19	26	45	34.1	22	10	14	3	7	61	60.9
EASTERN WASHINGTON	12/19/09	91-34	W	13-48	.271	1-7	.143	7-16	.438	6	11	17	32.5	17	6	16	1	5	34	58.5
vs NEVADA	12/22/09	110-104	W	40-68	.588	6-13	.462	18-25	.720	14	15	29	32.2	18	14	14	1	3	104	62.2
vs Nebraska	12/23/09	88-66	W	22-52	.423	6-14	.429	16-23	.696	7	17	24	31.6	24	14	14	2	5	66	62.5
at Arizona	12/28/09	99-69	W	26-56	.464	3-17	.176	14-23	.609	11	17	28	31.4	13	11	19	2	5	69	63.0
EASTERN NEW MEXICO	01/02/10	95-49	W	20-65	.308	4-21	.190	5-11	.455	10	13	23	30.8	18	7	14	3	11	49	62.1
UNLV	01/06/10	77-73	W	29-63	.460	7-16	.438	8-12	.667	10	27	37	31.2	18	15	15	6	6	73	62.8
at UTEP	01/09/10	83-77	W	21-58	.362	8-22	.364	27-38	.711	12	18	30	31.1	21	14	16	1	13	77	63.6
at Air Force	1/13/10	67-49	W	18-54	.333	9-30	.300	4-7	.571	8	20	28	30.9	17	10	8	0	6	49	62.8
COLORADO STATE	01/16/10	91-47	W	16-51	.314	1-13	.077	14-22	.636	10	24	34	31.1	20	5	23	1	4	47	61.9
WYOMING	01/20/10	81-66	W	24-52	.462	4-15	.267	14-26	.538	9	24	33	31.2	21	9	17	4	6	66	62.2
at SAN DIEGO STATE	01-23-10	71-69	W	27-67	.403	7-22	.318	8-10	.800	17	23	40	31.6	12	17	12	6	8	69	62.5
at #23/rv New Mexico	1/27/10	72-76	L	24-63	.381	7-17	.412	21-33	.636	16	31	47	32.3	15	13	11	5	6	76	63.1
UTAH	01/30/10	82-69	W	26-61	.426	4-18	.222	13-15	.867	9	31	40	32.7	17	16	16	6	3	69	63.3
TCU	02/02/10	76-56	W	21-60	.350	3-16	.188	11-15	.733	8	28	36	32.8	19	8	11	6	4	56	63.0
at UNLV	02/06/10	74-88	L	32-61	.525	12-23	.522	12-19	.632	11	27	38	33.0	16	24	9	3	8	88	64.0
AIR FORCE	02/13/10	91-48	W	17-45	.378	10-26	.385	4-8	.500	4	15	19	32.5	22	12	22	0	3	48	63.4
at Colorado State	02/17/10	92-70	W	23-57	.404	4-17	.235	20-28	.714	7	22	29	32.3	16	15	13	3	7	70	63.7
at Wyoming Cowboys	2-20-10	85-63	W	22-54	.407	6-14	.429	13-19	.684	5	26	31	32.3	18	12	12	4	1	63	63.6
SAN DIEGO STATE	02/24/10	82-68	W	27-63	.429	7-22	.318	7-12	.583	8	29	37	32.4	21	17	16	8	5	68	63.8
NEW MEXICO	02/27/10	81-83	L	32-64	.500	10-23	.435	9-20	.450	13	30	43	32.8	18	17	16	4	6	83	64.4
at Utah	03/03/10	71-51	W	14-52	.269	5-23	.217	18-26	.692	10	26	36	32.9	22	6	17	5	6	51	64.0
at TCU	03-06-10	107-77	W	28-57	.491	8-21	.381	13-17	.765	10	15	25	32.7	17	10	24	0	7	77	64.4
vs #7 TCU	03/10/10	95-85	W	27-52	.519	10-19	.526	21-25	.840	4	21	25	32.4	25	16	14	0	6	85	65.0
at #3 UNLV	03/12/10	66-70	L	25-45	.556	8-19	.421	12-16	.750	2	25	27	32.3	16	16	14	2	5	70	65.2
vs Florida	03/18/10	99-92	Wot	34-78	.436	10-32	.313	14-19	.737	20	25	45	32.6	24	15	21	4	7	92	65.9
Opponents		2308		813-1993	.408	209-634	.330	473-703	.673	357	785	1142	32.6	648	431	550	102	210	2308	65.9
BYU Cougars		2920		1004-2067	.486	287-684	.420	625-795	.786	358	945	1303	37.2	597	555	404	124	300	2920	83.4

Games played: 35
Points/game: 65.9
FG Pct: 40.8
3FG Pct: 33.0
FT Pct: 67.3

Rebounds/game: 32.6
Assists/game: 12.3
Turnovers/game: 15.7
Assist/turnover ratio: 0.8
Steals/game: 6.0
Blocks/game: 2.9

2009-10 SEASON STATISTICS
BYU Cougars Points-Rebounds-Assists (as of Mar 18, 2010)
All games

Opponent	Date	Score	00	01	02	04	10	12	13	
										DAVIES,BRA
BRADLEY BRAVES	11/13/09	70-60	w	3-3-0	4-5-0	0-0-0	5-6-2	10-4-0	0-2-1	DNP
IDAHO STATE	11/17/09	87-53	w	2-4-1	8-6-1	2-0-0	19-7-3	6-2-2	2-3-0	0-0-0
at Hawai'i	11/20/09	83-65	w	6-1-1	2-1-0	2-1-2	11-6-2	6-0-0	0-0-0	2-0-0
SOUTHERN	11/24/09	107-51	w	8-8-0	11-3-3	4-2-7	16-3-2	6-1-2	3-5-1	2-1-0
WEBER STATE	11/27/09	87-70	w	10-4-0	5-3-1	0-0-0	15-3-1	5-0-1	0-0-0	0-0-0
at Utah State	12-02-09	61-71	L	0-0-0	5-2-0	2-1-3	8-0-0	0-0-0	0-1-0	0-0-0
vs San Francisco	12/05/09	69-43	w	4-3-0	4-2-1	5-0-3	14-4-2	0-0-0	0-1-1	0-0-0
ARIZONA STATE	12/08/09	81-68	w	2-3-1	5-0-0	0-0-1	17-5-2	2-0-2	DNP	DNP
at Fresno State	12/12/09	72-67	w	1-2-1	0-0-0	3-0-1	4-0-0	4-0-3	DNP	DNP
WAGNER	12/17/09	77-61	w	0-3-1	2-5-3	5-2-2	2-3-5	4-2-4	0-0-0	0-0-0
EASTERN WASHINGTON	12/19/09	91-34	w	12-0-0	9-2-2	1-1-2	15-7-4	3-5-4	0-2-0	2-4-0
vs NEVADA	12/22/09	110-104	w	8-3-0	2-2-0	0-0-0	25-2-3	3-0-0	DNP	DNP
vs Nebraska	12/23/09	88-66	w	14-4-0	1-0-0	0-0-1	23-8-3	3-2-0	0-0-0	0-0-0
at Arizona	12/28/09	99-69	w	6-2-0	2-0-0	0-1-1	13-7-8	0-0-0	0-0-0	0-1-0
EASTERN NEW MEXICO	01/02/10	95-49	w	8-1-0	3-8-1	6-4-7	DNP	17-0-1	6-2-1	5-5-1
UNLV	01/06/10	77-73	w	4-4-0	0-3-0	0-0-0	9-3-1	7-2-2	DNP	DNP
at UTEP	01/09/10	83-77	w	14-1-1	5-3-0	2-0-1	8-2-9	7-2-1	DNP	DNP
at Air Force	1/13/10	67-49	w	11-10-0	0-0-0	3-2-1	21-5-3	0-2-1	0-0-0	1-0-0
COLORADO STATE	01/16/10	91-47	w	8-4-0	10-8-3	5-1-1	7-3-1	4-1-0	1-1-1	0-0-1
WYOMING	01/20/10	81-66	w	5-1-0	6-3-1	4-0-1	15-5-3	0-0-0	DNP	DNP
at SAN DIEGO STATE	01-23-10	71-69	w	2-2-0	4-5-0	0-0-0	2-5-4	0-0-0	DNP	DNP
at #23/rv New Mexico	1/27/10	72-76	L	0-4-0	2-4-2	0-1-0	8-6-0	0-0-0	DNP	DNP
UTAH	01/30/10	82-69	w	4-1-0	6-3-0	0-0-0	8-7-4	0-0-0	1-0-0	DNP
TCU	02/02/10	76-56	w	0-0-0	5-4-3	6-0-2	12-4-6	0-0-1	DNP	DNP
at UNLV	02/06/10	74-88	L	DNP	9-3-0	0-0-1	10-3-1	3-0-1	0-0-0	DNP
AIR FORCE	02/13/10	91-48	w	3-2-0	3-4-1	DNP	18-5-3	7-3-3	0-2-1	1-0-0
at Colorado State	02/17/10	92-70	w	0-0-1	3-7-1	DNP	16-4-1	0-0-0	0-1-0	0-1-0
at Wyoming Cowboys	2-20-10	85-63	w	0-1-0	4-2-1	DNP	10-5-2	1-0-1	0-2-1	2-1-0
SAN DIEGO STATE	02/24/10	82-68	w	6-3-0	4-4-0	DNP	17-7-3	0-0-0	0-0-0	2-0-0
NEW MEXICO	02/27/10	81-83	L	7-1-0	0-1-1	DNP	11-7-1	19-4-2	DNP	DNP
at Utah	03/03/10	71-51	w	21-7-0	3-3-1	DNP	11-3-3	18-6-3	0-0-0	0-0-0
at TCU	03-06-10	107-77	w	9-8-2	22-5-3	DNP	22-2-5	5-3-2	0-0-0	2-0-0
vs #7 TCU	03/10/10	95-85	w	2-1-0	3-1-0	DNP	15-7-3	5-1-1	DNP	DNP
at #3 UNLV	03/12/10	66-70	L	3-6-0	8-5-1	DNP	8-3-2	11-2-2	DNP	DNP
vs Florida	03/18/10	99-92	w	0-6-0	2-1-1	DNP	8-7-1	26-2-0	DNP	DNP

Opponent	Date	Score	15	23	32	34	45	54	
									ANDERSON,J
BRADLEY BRAVES	11/13/09	70-60	w	0-0-0	4-7-2	25-5-4	4-2-0	13-4-0	2-3-2
IDAHO STATE	11/17/09	87-53	w	3-2-0	9-5-6	22-3-2	6-5-2	4-6-2	4-4-0
at Hawai'i	11/20/09	83-65	w	0-4-0	12-0-1	20-0-8	5-7-0	17-5-1	0-1-0
SOUTHERN	11/24/09	107-51	w	4-1-0	5-4-0	12-3-10	8-5-0	14-4-1	14-5-1
WEBER STATE	11/27/09	87-70	w	0-1-0	5-3-1	23-2-7	5-3-0	14-7-1	5-3-0
at Utah State	12-02-09	61-71	L	0-0-0	8-3-0	19-7-2	4-4-1	4-8-1	11-5-1
vs San Francisco	12/05/09	69-43	w	0-1-0	12-0-0	13-3-6	2-5-2	10-2-0	5-3-0
ARIZONA STATE	12/08/09	81-68	w	DNP	17-11-3	10-4-6	13-4-0	9-5-4	6-2-0
at Fresno State	12/12/09	72-67	w	0-0-0	17-4-1	24-3-7	9-11-0	10-4-1	0-8-3
WAGNER	12/17/09	77-61	w	7-5-0	16-5-1	9-1-2	12-8-4	14-4-0	6-2-0
EASTERN WASHINGTON	12/19/09	91-34	w	2-4-0	14-7-0	20-2-6	2-2-0	5-1-0	6-3-0
vs NEVADA	12/22/09	110-104	w	0-0-0	20-3-2	33-1-6	12-6-3	2-4-3	5-3-2
vs Nebraska	12/23/09	88-66	w	1-1-0	7-4-1	24-3-4	4-3-2	7-3-3	4-2-2
at Arizona	12/28/09	99-69	w	2-0-0	12-3-0	49-7-9	5-5-0	2-5-2	8-2-2
EASTERN NEW MEXICO	01/02/10	95-49	w	2-1-1	8-6-2	DNP	12-8-6	15-7-2	13-6-1
UNLV	01/06/10	77-73	w	0-0-0	12-6-3	7-1-1	17-6-1	17-9-3	4-5-2
at UTEP	01/09/10	83-77	w	0-0-0	20-11-2	DNP	2-4-0	19-6-2	6-3-1
at Air Force	1/13/10	67-49	w	0-0-0	10-3-2	8-1-3	0-1-0	5-6-2	8-2-0
COLORADO STATE	01/16/10	91-47	w	1-1-0	11-2-2	21-2-4	6-3-3	14-3-2	3-4-2
WYOMING	01/20/10	81-66	w	DNP	24-6-0	11-6-3	8-4-0	3-5-2	5-5-3
at SAN DIEGO STATE	01-23-10	71-69	w	0-0-0	17-2-2	33-3-5	4-2-2	3-5-2	6-7-1
at #23/rv New Mexico	1/27/10	72-76	L	0-1-0	7-7-3	27-1-7	10-7-1	17-4-1	1-2-0
UTAH	01/30/10	82-69	w	DNP	15-7-1	36-4-2	2-3-0	5-3-2	5-3-3
TCU	02/02/10	76-56	w	4-3-1	0-4-0	26-4-3	14-6-0	6-4-1	3-11-2
at UNLV	02/06/10	74-88	L	2-1-0	5-3-0	21-7-6	8-4-1	16-7-2	0-2-0
AIR FORCE	02/13/10	91-48	w	4-0-0	16-2-2	9-1-6	8-6-2	19-5-2	3-3-0
at Colorado State	02/17/10	92-70	w	0-0-0	4-2-2	36-5-6	12-12-2	13-2-1	8-3-0
at Wyoming Cowboys	2-20-10	85-63	w	0-1-1	22-8-2	22-1-4	2-3-2	17-8-2	5-5-1
SAN DIEGO STATE	02/24/10	82-68	w	0-0-0	10-5-4	26-6-5	0-4-0	11-3-0	6-1-0
NEW MEXICO	02/27/10	81-83	L	DNP	18-1-2	6-2-2	8-6-3	8-6-2	4-2-1
at Utah	03/03/10	71-51	w	2-0-0	6-6-3	8-5-0	2-8-0	0-2-0	0-2-0
at TCU	03-06-10	107-77	w	0-0-0	2-0-0	18-0-5	2-3-1	23-4-3	2-2-0
vs #7 TCU	03/10/10	95-85	w	DNP	8-2-1	45-4-6	7-7-0	9-2-1	1-2-1
at #3 UNLV	03/12/10	66-70	L	DNP	DNP	30-3-4	2-6-1	4-0-1	0-0-1
vs Florida	03/18/10	99-92	w	DNP	10-1-2	37-2-3	8-3-1	6-3-1	2-4-2

2009-10 SEASON STATISTICS
BYU Cougars Game-by-Game Highs (as of Mar 18, 2010)
All games

Opponent	Date	Score	Points	Rebounds	Assists	Steals	Blocked shots
BRADLEY BRAVES	11/13/09	70-60	25-FREDETTE, Jimm	7-HAWS, Tyler	4-FREDETTE, Jimme	2-ABOUO, Charles	1-DAVIES, Brandon ABOUO, Charles HARTSOCK, Noah
IDAHO STATE	11/17/09	87-53	22-FREDETTE, Jimm	7-EMERY, Jackson	6-HAWS, Tyler	3-FREDETTE, Jimme EMERY, Jackson	2-HAWS, Tyler HARTSOCK, Noah
at Hawai'i	11/20/09	83-65	20-FREDETTE, Jimm	7-HARTSOCK, Noah	8-FREDETTE, Jimme	3-EMERY, Jackson	1-EMERY, Jackson HARTSOCK, Noah FREDETTE, Jimmer
SOUTHERN	11/24/09	107-51	16-EMERY, Jackson	8-DAVIES, Brandon	10-FREDETTE, Jimm	5-EMERY, Jackson	1-TAVERNARI, Jonat ABOUO, Charles DAVIES, Brandon
WEBER STATE	11/27/09	87-70	23-FREDETTE, Jimm	7-TAVERNARI, Jonat	7-FREDETTE, Jimme	2-TAVERNARI, Jonat HAWS, Tyler EMERY, Jackson	1-HARTSOCK, Noah ABOUO, Charles FREDETTE, Jimmer
at Utah State	12-02-09	61-71	19-FREDETTE, Jimm	8-TAVERNARI, Jonat	3-MORGAN, JR., La	1-EMERY, Jackson FREDETTE, Jimmer HAWS, Tyler TAVERNARI, Jonat	2-HARTSOCK, Noah
vs San Francisco	12/05/09	69-43	14-EMERY, Jackson	5-HARTSOCK, Noah	6-FREDETTE, Jimme	4-EMERY, Jackson	2-HARTSOCK, Noah
ARIZONA STATE	12/08/09	81-68	17-HAWS, Tyler EMERY, Jackson	11-HAWS, Tyler	6-FREDETTE, Jimme	1-EMERY, Jackson LOYD, JR., Michael TAVERNARI, Jonat MILES, Chris HARTSOCK, Noah FREDETTE, Jimmer	1-TAVERNARI, Jonat
at Fresno State	12/12/09	72-67	24-FREDETTE, Jimm	11-HARTSOCK, Noah	7-FREDETTE, Jimme	4-EMERY, Jackson	2-MILES, Chris
WAGNER	12/17/09	77-61	16-HAWS, Tyler	8-HARTSOCK, Noah	5-EMERY, Jackson	2-LOYD, JR., Michael FREDETTE, Jimmer	3-HARTSOCK, Noah
EASTERN WASHINGTON	12/19/09	91-34	20-FREDETTE, Jimm	7-HAWS, Tyler EMERY, Jackson	6-FREDETTE, Jimme	3-EMERY, Jackson HAWS, Tyler	2-MILES, Chris HARTSOCK, Noah
vs NEVADA	12/22/09	110-104	33-FREDETTE, Jimm	6-HARTSOCK, Noah	6-FREDETTE, Jimme	3-FREDETTE, Jimme EMERY, Jackson	1-HARTSOCK, Noah
vs Nebraska	12/23/09	88-66	24-FREDETTE, Jimm	8-EMERY, Jackson	4-FREDETTE, Jimme	3-EMERY, Jackson	1-FREDETTE, Jimme HARTSOCK, Noah
at Arizona	12/28/09	99-69	49-FREDETTE, Jimm	7-EMERY, Jackson FREDETTE, Jimmer	9-FREDETTE, Jimme	2-EMERY, Jackson MILES, Chris FREDETTE, Jimmer	1-EMERY, Jackson HARTSOCK, Noah
EASTERN NEW MEXICO	01/02/10	95-49	17-LOYD, JR., Michae	8-ABOUO, Charles HARTSOCK, Noah	7-MORGAN, JR., La	2-LOYD, JR., Michael	2-MILES, Chris
UNLV	01/06/10	77-73	17-TAVERNARI, Jona HARTSOCK, Noah	9-TAVERNARI, Jonat	3-HAWS, Tyler TAVERNARI, Jonat	2-HAWS, Tyler EMERY, Jackson	2-TAVERNARI, Jonat
at UTEP	01/09/10	83-77	20-HAWS, Tyler	11-HAWS, Tyler	9-EMERY, Jackson	4-EMERY, Jackson	2-HARTSOCK, Noah
at Air Force	1/13/10	67-49	21-EMERY, Jackson	10-DAVIES, Brandon	3-EMERY, Jackson FREDETTE, Jimmer	2-EMERY, Jackson TAVERNARI, Jonat	3-DAVIES, Brandon
COLORADO STATE	01/16/10	91-47	21-FREDETTE, Jimm	8-ABOUO, Charles	4-FREDETTE, Jimme	4-TAVERNARI, Jonat	4-HARTSOCK, Noah
WYOMING	01/20/10	81-66	24-HAWS, Tyler	6-HAWS, Tyler FREDETTE, Jimmer	3-MILES, Chris EMERY, Jackson FREDETTE, Jimmer	4-EMERY, Jackson	1-HAWS, Tyler EMERY, Jackson HARTSOCK, Noah
at SAN DIEGO STATE	01-23-10	71-69	33-FREDETTE, Jimm	7-MILES, Chris	5-FREDETTE, Jimme	3-EMERY, Jackson	4-HARTSOCK, Noah
at #23/rv New Mexico	1/27/10	72-76	27-FREDETTE, Jimm	7-HARTSOCK, Noah HAWS, Tyler	7-FREDETTE, Jimme	3-EMERY, Jackson	1-ANDERSON, Jame MILES, Chris TAVERNARI, Jonat HARTSOCK, Noah

2009-10 SEASON STATISTICS
BYU Cougars Game-by-Game Highs (as of Mar 18, 2010)
All games

Opponent	Date	Score	Points	Rebounds	Assists	Steals	Blocked shots
UTAH	01/30/10	82-69	36-FREDETTE, Jimm	7-EMERY, Jackson HAWS, Tyler	4-EMERY, Jackson	6-EMERY, Jackson	ABOOU, Charles 1-HARTSOCK, Noah
TCU	02/02/10	76-56	26-FREDETTE, Jimm	11-MILES, Chris	6-EMERY, Jackson	2-EMERY, Jackson	2-EMERY, Jackson
at UNLV	02/06/10	74-88	21-FREDETTE, Jimm	7-TAVERNARI, Jonat FREDETTE, Jimmer	6-FREDETTE, Jimme	2-FREDETTE, Jimme	2-HARTSOCK, Noah
AIR FORCE	02/13/10	91-48	19-TAVERNARI, Jona	6-HARTSOCK, Noah	6-FREDETTE, Jimme	4-HAWS, Tyler	1-MILES, Chris
at Colorado State	02/17/10	92-70	36-FREDETTE, Jimm	12-HARTSOCK, Noah	6-FREDETTE, Jimme	4-TAVERNARI, Jonat	2-HARTSOCK, Noah
at Wyoming Cowboys	2-20-10	85-63	22-HAWS, Tyler FREDETTE, Jimmer	8-TAVERNARI, Jonat HAWS, Tyler	4-FREDETTE, Jimme	2-TAVERNARI, Jonat	1-HARTSOCK, Noah
SAN DIEGO STATE	02/24/10	82-68	26-FREDETTE, Jimm	7-EMERY, Jackson	5-FREDETTE, Jimme	5-EMERY, Jackson	1-ABOOU, Charles MILES, Chris
NEW MEXICO	02/27/10	81-83	19-LOYD, JR., Michae	7-EMERY, Jackson	3-HARTSOCK, Noah	5-EMERY, Jackson	2-HARTSOCK, Noah
at Utah	03/03/10	71-51	21-DAVIES, Brandon	8-HARTSOCK, Noah	3-LOYD, JR., Michael HAWS, Tyler EMERY, Jackson	4-LOYD, JR., Michael	2-MILES, Chris HARTSOCK, Noah
at TCU	03-06-10	107-77	23-TAVERNARI, Jona	8-DAVIES, Brandon	5-FREDETTE, Jimme EMERY, Jackson	5-EMERY, Jackson	2-EMERY, Jackson
vs #7 TCU	03/10/10	95-85	45-FREDETTE, Jimm	7-EMERY, Jackson HARTSOCK, Noah	6-FREDETTE, Jimme	2-HARTSOCK, Noah EMERY, Jackson	1-HARTSOCK, Noah
at #3 UNLV	03/12/10	66-70	30-FREDETTE, Jimm	6-DAVIES, Brandon HARTSOCK, Noah	4-FREDETTE, Jimme	2-TAVERNARI, Jonat EMERY, Jackson	1-HARTSOCK, Noah
vs Florida	03/18/10	99-92	37-FREDETTE, Jimm	7-EMERY, Jackson	3-FREDETTE, Jimme	4-LOYD, JR., Michael	1-DAVIES, Brandon FREDETTE, Jimmer

2009-10 SEASON STATISTICS
BYU Cougars Team High/Low Analysis (as of Mar 18, 2010)
All games

BYU Cougars - TEAM GAME HIGHS

POINTS	110		vs NEVADA (12/22/09)
	107		at TCU (03-06-10)
	107		SOUTHERN (11/24/09)
	99		vs Florida (03/18/10)
	99		at Arizona (12/28/09)
FIELD GOALS MADE	42		SOUTHERN (11/24/09)
	38		at TCU (03-06-10)
	38		vs NEVADA (12/22/09)
FIELD GOAL ATTEMPTS	78		SOUTHERN (11/24/09)
	68		UNLV (01/06/10)
FIELD GOAL PERCENTAGE	.642	(34-53)	EASTERN WASHINGTON (12/19/09)
	.633	(38-60)	vs NEVADA (12/22/09)
3 PT FIELD GOALS MADE	14		at Arizona (12/28/09)
	13		at TCU (03-06-10)
	13		SOUTHERN (11/24/09)
3 PT FG ATTEMPTS	27		at UNLV (02/06/10)
	27		at Fresno State (12/12/09)
3 PT FG PERCENTAGE	.600	(12-20)	AIR FORCE (02/13/10)
	.583	(7-12)	EASTERN WASHINGTON (12/19/09)
FREE THROWS MADE	33		vs #7 TCU (03/10/10)
	28		WEBER STATE (11/27/09)
FREE THROW ATTEMPTS	37		vs #7 TCU (03/10/10)
	33		WEBER STATE (11/27/09)
FREE THROW PERCENTAGE	1.000	(12-12)	vs San Francisco (12/05/09)
	1.000	(8-8)	at SAN DIEGO STATE (01-23-10)
REBOUNDS	50		EASTERN NEW MEXICO (01/02/10)
	48		SOUTHERN (11/24/09)
ASSISTS	27		SOUTHERN (11/24/09)
	23		EASTERN NEW MEXICO (01/02/10)
STEALS	17		SOUTHERN (11/24/09)
	14		at TCU (03-06-10)
BLOCKED SHOTS	9		at SAN DIEGO STATE (01-23-10)
	8		WAGNER (12/17/09)
TURNOVERS	22		at UTEP (01/09/10)
	19		EASTERN NEW MEXICO (01/02/10)
FOULS	27		at UTEP (01/09/10)
	24		BRADLEY BRAVES (11/13/09)

2009-10 SEASON STATISTICS
BYU Cougars High/Low Analysis (as of Mar 18, 2010)
All games

Opponent - GAME HIGHS

POINTS	104		vs NEVADA (12/22/09)
	92		vs Florida (03/18/10)
	88		at UNLV (02/06/10)
	85		vs #7 TCU (03/10/10)
	83		NEW MEXICO (02/27/10)
FIELD GOALS MADE	40		vs NEVADA (12/22/09)
	34		vs Florida (03/18/10)
FIELD GOAL ATTEMPTS	78		vs Florida (03/18/10)
	70		WAGNER (12/17/09)
FIELD GOAL PERCENTAGE	.588	(40-68)	vs NEVADA (12/22/09)
	.556	(25-45)	at #3 UNLV (03/12/10)
3 PT FIELD GOALS MADE	12		at UNLV (02/06/10)
	10		vs Florida (03/18/10)
	10		vs #7 TCU (03/10/10)
	10		NEW MEXICO (02/27/10)
	10		AIR FORCE (02/13/10)
3 PT FG ATTEMPTS	32		vs Florida (03/18/10)
	30		at Air Force (1/13/10)
3 PT FG PERCENTAGE	.526	(10-19)	vs #7 TCU (03/10/10)
	.522	(12-23)	at UNLV (02/06/10)
FREE THROWS MADE	27		at UTEP (01/09/10)
	23		at Utah State (12-02-09)
FREE THROW ATTEMPTS	38		at UTEP (01/09/10)
	33		at #23/rv New Mexico (1/27/10)
FREE THROW PERCENTAGE	.867	(13-15)	UTAH (01/30/10)
	.840	(21-25)	vs #7 TCU (03/10/10)
REBOUNDS	47		at #23/rv New Mexico (1/27/10)
	45		vs Florida (03/18/10)
	45		WAGNER (12/17/09)
ASSISTS	24		at UNLV (02/06/10)
	17		NEW MEXICO (02/27/10)
	17		SAN DIEGO STATE (02/24/10)
	17		at SAN DIEGO STATE (01-23-10)
STEALS	14		at Fresno State (12/12/09)
	13		at UTEP (01/09/10)
BLOCKED SHOTS	8		SAN DIEGO STATE (02/24/10)
	6		TCU (02/02/10)
	6		UTAH (01/30/10)
	6		at SAN DIEGO STATE (01-23-10)
	6		UNLV (01/06/10)
TURNOVERS	24		at TCU (03-06-10)
	23		COLORADO STATE (01/16/10)
FOULS	25		vs #7 TCU (03/10/10)
	24		vs Florida (03/18/10)
	24		vs Nebraska (12/23/09)

2009-10 SEASON STATISTICS
BYU Cougars High/Low Analysis (as of Mar 18, 2010)
All games

BYU Cougars - GAME LOWS

POINTS	61		at Utah State (12-02-09)
	66		at #3 UNLV (03/12/10)
	67		at Air Force (1/13/10)
	69		vs San Francisco (12/05/09)
	70		BRADLEY BRAVES (11/13/09)
FIELD GOALS MADE	21		at Utah State (12-02-09)
	21		at Utah (03/03/10)
	21		at #3 UNLV (03/12/10)
FIELD GOAL ATTEMPTS	48		at Air Force (1/13/10)
	49		vs San Francisco (12/05/09)
	49		vs Nebraska (12/23/09)
FIELD GOAL PERCENTAGE	.368	(25-68)	UNLV (01/06/10)
	.368	(21-57)	at Utah (03/03/10)
3 PT FIELD GOALS MADE	2		WAGNER (12/17/09)
	4		at Utah (03/03/10)
3 PT FG ATTEMPTS	9		at Utah (03/03/10)
	12		WAGNER (12/17/09)
	12		EASTERN WASHINGTON (12/19/09)
3 PT FG PERCENTAGE	.167	(2-12)	WAGNER (12/17/09)
	.259	(7-27)	at UNLV (02/06/10)
FREE THROWS MADE	8		at Fresno State (12/12/09)
	8		at SAN DIEGO STATE (01-23-10)
FREE THROW ATTEMPTS	8		at SAN DIEGO STATE (01-23-10)
	11		at Hawai'i (11/20/09)
	11		SOUTHERN (11/24/09)
FREE THROW PERCENTAGE	.571	(8-14)	at Fresno State (12/12/09)
	.633	(19-30)	WAGNER (12/17/09)
REBOUNDS	26		vs NEVADA (12/22/09)
	27		at Hawai'i (11/20/09)
	27		vs San Francisco (12/05/09)
	27		at #3 UNLV (03/12/10)
ASSISTS	8		at Utah State (12-02-09)
	10		at Utah (03/03/10)
STEALS	4		at Utah State (12-02-09)
	4		at Air Force (1/13/10)
BLOCKED SHOTS	1		ARIZONA STATE (12/08/09)
	1		vs NEVADA (12/22/09)
	1		UTAH (01/30/10)
	1		AIR FORCE (02/13/10)
	1		at Wyoming Cowboys (2-20-10)
	1		vs #7 TCU (03/10/10)
	1		at #3 UNLV (03/12/10)
TURNOVERS	6		ARIZONA STATE (12/08/09)
	6		UTAH (01/30/10)
	6		at Wyoming Cowboys (2-20-10)
FOULS	7		EASTERN NEW MEXICO (01/02/10)
	8		at Air Force (1/13/10)

2009-10 SEASON STATISTICS
BYU Cougars High/Low Analysis (as of Mar 18, 2010)
All games

Opponent - GAME LOWS

POINTS	34		EASTERN WASHINGTON (12/19/09)
	43		vs San Francisco (12/05/09)
	47		COLORADO STATE (01/16/10)
	48		AIR FORCE (02/13/10)
	49		EASTERN NEW MEXICO (01/02/10)
	49		at Air Force (1/13/10)
FIELD GOALS MADE	13		EASTERN WASHINGTON (12/19/09)
	14		at Utah (03/03/10)
FIELD GOAL ATTEMPTS	45		AIR FORCE (02/13/10)
	45		at #3 UNLV (03/12/10)
FIELD GOAL PERCENTAGE	.269	(14-52)	at Utah (03/03/10)
	.271	(13-48)	EASTERN WASHINGTON (12/19/09)
3 PT FIELD GOALS MADE	1		EASTERN WASHINGTON (12/19/09)
	1		COLORADO STATE (01/16/10)
3 PT FG ATTEMPTS	7		EASTERN WASHINGTON (12/19/09)
	9		IDAHO STATE (11/17/09)
3 PT FG PERCENTAGE	.077	(1-13)	COLORADO STATE (01/16/10)
	.143	(1-7)	EASTERN WASHINGTON (12/19/09)
FREE THROWS MADE	4		at Air Force (1/13/10)
	4		AIR FORCE (02/13/10)
FREE THROW ATTEMPTS	7		at Air Force (1/13/10)
	8		AIR FORCE (02/13/10)
FREE THROW PERCENTAGE	.438	(7-16)	EASTERN WASHINGTON (12/19/09)
	.450	(9-20)	NEW MEXICO (02/27/10)
REBOUNDS	17		EASTERN WASHINGTON (12/19/09)
	19		AIR FORCE (02/13/10)
ASSISTS	5		COLORADO STATE (01/16/10)
	6		EASTERN WASHINGTON (12/19/09)
	6		at Utah (03/03/10)
STEALS	1		at Wyoming Cowboys (2-20-10)
	2		ARIZONA STATE (12/08/09)
BLOCKED SHOTS	0		vs San Francisco (12/05/09)
	0		at Air Force (1/13/10)
	0		AIR FORCE (02/13/10)
	0		at TCU (03-06-10)
	0		vs #7 TCU (03/10/10)
TURNOVERS	8		at Air Force (1/13/10)
	9		at Utah State (12-02-09)
	9		at UNLV (02/06/10)
FOULS	12		at SAN DIEGO STATE (01-23-10)
	13		SOUTHERN (11/24/09)
	13		at Arizona (12/28/09)

2009-10 SEASON STATISTICS
BYU Cougars Player High/Low Analysis (as of Mar 18, 2010)
All games

BYU Cougars - INDIVIDUAL GAME HIGHS

Points	49		FREDETTE, Jimmer at Arizona (12/28/09)
	45		FREDETTE, Jimmer vs #7 TCU (03/10/10)
	37		FREDETTE, Jimmer vs Florida (03/18/10)
	36		FREDETTE, Jimmer at Colorado State (02/17/10)
	36		FREDETTE, Jimmer vs Utah (01/30/10)
	16		FREDETTE, Jimmer at Arizona (12/28/09)
Field Goals Made	13		FREDETTE, Jimmer vs Florida (03/18/10)
Field Goal Att.	26		FREDETTE, Jimmer vs Florida (03/18/10)
	23		FREDETTE, Jimmer vs #7 TCU (03/10/10)
	23		FREDETTE, Jimmer vs Utah (01/30/10)
	23		FREDETTE, Jimmer at Arizona (12/28/09)
FG Pct (min 5 made)	1.000	(7-7)	HAWS, Tyler vs NEVADA (12/22/09)
	1.000	(6-6)	HARTSOCK, Noah vs Eastern New Mexico (01/02/10)
	1.000	(5-5)	DAVIES, Brandon vs Eastern Washington (12/19/09)
	9		FREDETTE, Jimmer at Arizona (12/28/09)
3-Point FG Made	6		FREDETTE, Jimmer at Colorado State (02/17/10)
	13		FREDETTE, Jimmer at Arizona (12/28/09)
3-Point FG Att.	11		FREDETTE, Jimmer at #3 UNLV (03/12/10)
	1.000	(3-3)	TAVERNARI, Jonathan vs Eastern New Mexico (01/02/10)
3-Pt FG Pct (min 2 made)	1.000	(2-2)	ABOUO, Charles at TCU (03-06-10)
	1.000	(2-2)	MORGAN, JR., Lamont vs TCU (02/02/10)
	1.000	(2-2)	HAWS, Tyler vs Eastern Washington (12/19/09)
	1.000	(2-2)	LOYD, JR., Michael vs Southern (11/24/09)
	1.000	(2-2)	ABOUO, Charles vs Southern (11/24/09)
	1.000	(2-2)	FREDETTE, Jimmer vs Southern (11/24/09)
	1.000	(2-2)	LOYD, JR., Michael at Hawai'i (11/20/09)
	1.000	(2-2)	LOYD, JR., Michael vs BRADLEY BRAVES (11/13/09)
Free Throws Made	23		FREDETTE, Jimmer vs #7 TCU (03/10/10)
	12		FREDETTE, Jimmer at #3 UNLV (03/12/10)
	12		FREDETTE, Jimmer vs BRADLEY BRAVES (11/13/09)
	24		FREDETTE, Jimmer vs #7 TCU (03/10/10)
Free Throw Att.	14		FREDETTE, Jimmer vs BRADLEY BRAVES (11/13/09)
	1.000	(12-12)	FREDETTE, Jimmer at #3 UNLV (03/12/10)
FT Pct (min 3 made)	1.000	(10-10)	HAWS, Tyler at Wyoming Cowboys (2-20-10)
	1.000	(10-10)	FREDETTE, Jimmer vs Weber State (11/27/09)
	1.000	(9-9)	FREDETTE, Jimmer vs NEVADA (12/22/09)
	1.000	(8-8)	HAWS, Tyler vs San Diego State (02/24/10)
	1.000	(8-8)	FREDETTE, Jimmer vs Arizona State (12/08/09)
	1.000	(7-7)	FREDETTE, Jimmer at #23/rv New Mexico (1/27/10)
	1.000	(7-7)	EMERY, Jackson vs Nebraska (12/23/09)
	1.000	(6-6)	HAWS, Tyler vs #7 TCU (03/10/10)
	1.000	(6-6)	FREDETTE, Jimmer at Utah (03/03/10)
	1.000	(6-6)	HARTSOCK, Noah at Colorado State (02/17/10)
	1.000	(6-6)	FREDETTE, Jimmer vs TCU (02/02/10)
	1.000	(6-6)	FREDETTE, Jimmer at SAN DIEGO STATE (01-23-10)
	1.000	(6-6)	HAWS, Tyler vs NEVADA (12/22/09)
	1.000	(6-6)	HAWS, Tyler vs Arizona State (12/08/09)
	1.000	(6-6)	FREDETTE, Jimmer at Utah State (12-02-09)
	1.000	(5-5)	HAWS, Tyler vs New Mexico (02/27/10)
	1.000	(5-5)	FREDETTE, Jimmer at Wyoming Cowboys (2-20-10)
	1.000	(5-5)	DAVIES, Brandon at Air Force (1/13/10)
	1.000	(5-5)	FREDETTE, Jimmer vs Eastern Washington (12/19/09)
	1.000	(4-4)	HAWS, Tyler vs Florida (03/18/10)

	1.000	(4-4)	HAWS, Tyler at Utah (03/03/10)
	1.000	(4-4)	TAVERNARI, Jonathan at Colorado State (02/17/10)
	1.000	(4-4)	TAVERNARI, Jonathan at #23/rv New Mexico (1/27/10)
	1.000	(4-4)	HAWS, Tyler vs Wyoming (01/20/10)
	1.000	(4-4)	HAWS, Tyler vs Colorado State (01/16/10)
	1.000	(4-4)	EMERY, Jackson vs NEVADA (12/22/09)
	1.000	(4-4)	TAVERNARI, Jonathan vs Arizona State (12/08/09)
	1.000	(4-4)	FREDETTE, Jimmer vs San Francisco (12/05/09)
	1.000	(4-4)	DAVIES, Brandon vs Weber State (11/27/09)
	1.000	(4-4)	HAWS, Tyler at Hawai'i (11/20/09)
	1.000	(3-3)	FREDETTE, Jimmer vs Colorado State (01/16/10)
	1.000	(3-3)	HAWS, Tyler vs Wagner (12/17/09)
Rebounds	12		HARTSOCK, Noah at Colorado State (02/17/10)
	11		MILES, Chris vs TCU (02/02/10)
	11		HAWS, Tyler at UTEP (01/09/10)
	11		HARTSOCK, Noah at Fresno State (12/12/09)
	11		HAWS, Tyler vs Arizona State (12/08/09)
Assists	10		FREDETTE, Jimmer vs Southern (11/24/09)
	9		EMERY, Jackson at UTEP (01/09/10)
	9		FREDETTE, Jimmer at Arizona (12/28/09)
Steals	6		EMERY, Jackson vs Utah (01/30/10)
	5		EMERY, Jackson at TCU (03-06-10)
	5		EMERY, Jackson vs New Mexico (02/27/10)
	5		EMERY, Jackson vs San Diego State (02/24/10)
	5		EMERY, Jackson vs Southern (11/24/09)
Blocked Shots	4		HARTSOCK, Noah at SAN DIEGO STATE (01-23-10)
	4		HARTSOCK, Noah vs Colorado State (01/16/10)
Turnovers	7		FREDETTE, Jimmer at Fresno State (12/12/09)
	6		FREDETTE, Jimmer at Colorado State (02/17/10)
Fouls	5		EMERY, Jackson at #3 UNLV (03/12/10)
	5		ABOUO, Charles at #3 UNLV (03/12/10)
	5		TAVERNARI, Jonathan at UTEP (01/09/10)

2009-10 SEASON STATISTICS
BYU Cougars Opponent High/Low Analysis (as of Mar 18, 2010)
All games

OPPONENT INDIVIDUAL GAME HIGHS

Points	33		WILLIS, Tre'Von at UNLV (02/06/10)
	30		Johnson, Armon vs NEVADA (12/22/09)
	27		Boynton,Kenny vs Florida (03/18/10)
	26		JACKSON, Desmar at Wyoming Cowboys (2-20-10)
Field Goals Made	25		GARY, Dairese at #23/rv New Mexico (1/27/10)
	13		Johnson, Armon vs NEVADA (12/22/09)
Field Goal Att.	11		WILLIS, Tre'Von at UNLV (02/06/10)
	21		Johnson, Armon vs NEVADA (12/22/09)
	20		Parsons,Chandler vs Florida (03/18/10)
	20		WILLIS, Tre'Von at UNLV (02/06/10)
FG Pct (min 5 made)	.833	(5-6)	MASSAMBA, Brice at #3 UNLV (03/12/10)
	.778	(7-9)	Macklin,Vernon vs Florida (03/18/10)
3-Point FG Made	5		Boynton,Kenny vs Florida (03/18/10)
	5		Jones, Eshaunte vs Nebraska (12/23/09)
3-Point FG Att.	13		Walker,Erving vs Florida (03/18/10)
	10		Boynton,Kenny vs Florida (03/18/10)
3-Pt FG Pct (min 2 made)	1.000	(2-2)	McLAIN, Mike vs Air Force (02/13/10)
	1.000	(2-2)	SHAW, Matt vs UNLV (01/06/10)
Free Throws Made	12		GARY, Dairese at #23/rv New Mexico (1/27/10)
	11		Quayle, Jared at Utah State (12-02-09)
Free Throw Att.	17		GARY, Dairese at #23/rv New Mexico (1/27/10)
	14		GARY, Dairese vs New Mexico (02/27/10)
	14		FRANKLIN, Travis at Colorado State (02/17/10)
	1.000	(7-7)	Thompson, Hiram at Hawai'i (11/20/09)
FT Pct (min 3 made)	1.000	(6-6)	WILLIS, Tre'Von at #3 UNLV (03/12/10)
	1.000	(6-6)	TILLIE, Kim at Utah (03/03/10)
	1.000	(6-6)	FORBES, Jeffrey vs Eastern Washington (12/19/09)
	1.000	(6-6)	Maniscalco, Sam vs BRADLEY BRAVES (11/13/09)
	1.000	(5-5)	GREEN, Garlon vs TCU (02/02/10)
	1.000	(5-5)	George, Paul at Fresno State (12/12/09)
	1.000	(4-4)	HILL, Greg vs #7 TCU (03/10/10)
	1.000	(4-4)	THIAM, Djibril at Wyoming Cowboys (2-20-10)
	1.000	(4-4)	GREEN, Dorian at Colorado State (02/17/10)
	1.000	(4-4)	HENDERSON, Marshall vs Utah (01/30/10)
	1.000	(4-4)	DENNIS, Curtis at #23/rv New Mexico (1/27/10)
	1.000	(4-4)	WHITE, Billy at SAN DIEGO STATE (01-23-10)
	1.000	(4-4)	MOULTRIE, Arnett at UTEP (01/09/10)
	1.000	(4-4)	POLK, Christian at UTEP (01/09/10)
	1.000	(4-4)	Jones, Eshaunte vs Nebraska (12/23/09)
	1.000	(4-4)	Bendall, Nate at Utah State (12-02-09)
	1.000	(3-3)	RUZGAS, Edvinas at TCU (03-06-10)
	1.000	(3-3)	SMITH, Greg at Colorado State (02/17/10)
	1.000	(3-3)	GAY, D.J. at SAN DIEGO STATE (01-23-10)
	1.000	(3-3)	Wesley, Tai at Utah State (12-02-09)
	1.000	(3-3)	LILLARD, Damian vs Weber State (11/27/09)
	1.000	(3-3)	Warren, Andrew vs BRADLEY BRAVES (11/13/09)
Rebounds	14		HOBSON, Darington vs New Mexico (02/27/10)
	14		STANBACK, Chace at UNLV (02/06/10)
	14		HOBSON, Darington at #23/rv New Mexico (1/27/10)
	9		BELFIELD, Oscar at #3 UNLV (03/12/10)
Assists	9		BELFIELD, Oscar vs UNLV (01/06/10)
	6		George, Paul at Fresno State (12/12/09)
Steals	6		George, Paul at Fresno State (12/12/09)
	5		WHITE, Billy at SAN DIEGO STATE (01-23-10)

Blocked Shots	4	FOSTER, David vs Utah (01/30/10)
	4	JASPER, Derrick vs UNLV (01/06/10)
Turnovers	7	Walker,Erving vs Florida (03/18/10)
	7	BULJAN, Zvonko at TCU (03-06-10)
	7	HOBSON, Darington vs New Mexico (02/27/10)
	7	WILLIS, Tre'Von vs UNLV (01/06/10)
	7	Seay, Sylvester at Fresno State (12/12/09)
Fouls	5	Boynton,Kenny vs Florida (03/18/10)
	5	MITCHEM, Keion vs #7 TCU (03/10/10)
	5	CERINA, Nikola vs #7 TCU (03/10/10)
	5	HARDEMAN, A.J. vs New Mexico (02/27/10)
	5	THOMAS, Malcolm vs San Diego State (02/24/10)
	5	STONE, Julyan at UTEP (01/09/10)
	5	GRIFFIN, Laron vs Eastern Washington (12/19/09)
	5	George, Paul at Fresno State (12/12/09)
	5	Abbott, Ty vs Arizona State (12/08/09)
	5	Bendall, Nate at Utah State (12-02-09)