



MEN'S VOLLEYBALL

'99-'01 NATIONAL CHAMPIONS

Athletic Media Relations
30 Smith Fieldhouse • Provo, Utah • 84602
801-422-8948 • fax 801-422-0633

Weekly Release — March 23, 2004

Media Relations Information

Volleyball contact: Hillary Wallace
 E-Mail: mvolleyball_sid@byu.edu

BYU Record

2004: 17-3 overall, 15-1 conference
 (9-1 home, 8-2 away, 0-0 neutral)
 All-time : 245-141 (since 1990)
 Coach Peterson: 40-10

2003 Schedule/Results

Date	Opp/Event	Time/Results
1/9	@ Pepperdine Tournament	L, 0-3
1/10	@ Pepperdine Tournament	L, 0-3
1/16	No. 5 CAL STATE NORTHRIDGE*	W, 3-0
1/17	No. 5 CAL STATE NORTHRIDGE*	L, 2-3
1/23	@ No. 12 Ohio State	W, 3-0
1/24	@ No. 12 Ohio State	W, 3-1
1/28	@ No. 2 Long Beach State*	W, 3-2
1/30	@ No. 2 Long Beach State*	W, 3-2
2/6	No. 12 PACIFIC*	W, 3-0
2/7	No. 12 PACIFIC*	W, 3-0
2/20	No. 11 STANFORD*	W, 3-0
2/21	No. 11 STANFORD*	W, 3-0
2/26	@ No. 9 UC Irvine*	W, 3-1
2/28	@ No. 9 UC Irvine*	W, 3-1
3/5	No. 6 SANTA BARBARA*	W, 3-0
3/6	No. 6 SANTA BARBARA*	W, 3-0
3/12	No. 5 PEPPERDINE*	W, 3-1
3/13	No. 5 PEPPERDINE*	W, 3-1
3/18	@ No. 5 Hawai'i*	W, 3-1
3/20	@ No. 5 Hawai'i*	W, 3-2
3/26	LEWIS	9 p.m.
3/27	GEORGE MASON	7 p.m.
4/2	@ UC San Diego*	7 p.m.
4/3	@ UC San Diego*	7 p.m.
4/8	@ UCLA*	7 p.m.
4/9	@ UCLA*	7 p.m.
4/15	USC*	7 p.m.
4/17	USC*	7 p.m.
4/24	MPSF First Round	TBA
4/29	MPSF Semi-Final	TBA
5/1	MPSF Final	TBA

* MPSF Opponents

*HOME GAMES IN CAPS



**17-3, 15-1 MPSF,
2003 Runner-Up**



**11-10, 7-3 MIVA,
2003 Champions**



4-11, 2-4 EIVA

Lewis vs George Mason
Thurs. @ 7p.m.

BYU vs Lewis
Friday @ 9 p.m.

BYU vs George Mason
Saturday @7 p.m.

The Lewis match will be broadcast live at 9 p.m. on College Sports TV.

National Champions Coming to Town...

With the 2003 championship match on its mind, the No. 1-ranked BYU men's volleyball team will host the Lewis Flyers on Friday at 9 p.m. in the Smith Fieldhouse. Lewis edged the Cougars last year in an emotional five-game series for their first-ever NCAA national championship. BYU also holds the top spot in conference for the fourth straight week, with the best league record, 15-1. The Cougars (17-3 overall) are riding 16-match win streak including eight straight home wins. The squad hopes to tie a record 18-match win streak set by the 1999 national championship team with a pair of wins this weekend.

A Quick Look at the Cougars

Saturday: During last week, BYU captured its 16 straight victory on Saturday, coming back from a 0-2 deficit to defeat fifth-ranked Hawai'i to grab two wins in Honolulu, one in four games and the other in five. The game scores for Saturday's match were 24-30, 23-30, 30-22, 30-27, 15-11. This 16-match winning streak is the second longest streak in BYU history and longest active streak in the nation. The Warriors fell to 13-7 overall, 10-6 in league play. Joe Hillman posted a career-high with 27 kills and added six digs and three blocks.

Thursday: Defending its top ranking in front of 4,500 fans, BYU picked up the first win over the Hawai'i on Thursday of last week, 3-1 (30-25, 30-25, 28-30, 30-27). Fernando Pessoa led the Cougar attack with 18 kills and nine digs. BYU hit a .294 percentage for the match, lower than its average .366. Senior Jonathan Alleman pitched in 13 kills, six digs and two blocks to help the Cougars to another MPSF win.

Cougars vs. Flyers

The match on Friday will be the 7th meeting between the two teams, with BYU holding a 5-1 overall record over Lewis. The Cougars' five wins have all come in Provo, while the only loss was in last year's championship match. The teams battled it out in 2003 for nearly three hours, with the first game going to 44 points and the teams taking it to the final two points of game five.

Quotes from Coach Tom Peterson

"What enters my mind about the match is not that it will be revenge. We're excited to play Lewis because they are a good team and it will be an interesting match between last year's championship teams. As a nonconference match, it will help us to see where we're at. We also hope fans will come out and enjoy the match even though it starts at 9 p.m. We're looking forward to having both teams come to Provo. They have wanted to play a few teams from the west."

USA TODAY/AVCA Division I-II Men's Coaches Top 15
 POLL #2: March 16, 2004

Rank	School (First-Place Votes)	Total Points	2004 Record	Last Week
1	BYU (13)	235	17-3	1
2	Long Beach State (3)	227	19-4	2
3	UCLA	209	18-4	3
4	Cal State-Northridge	193	15-6	4
5	Hawai'i	171	13-7	5
6	Pepperdine	163	12-6	6
7	UC Santa Barbara	146	11-9	7
8	Penn State	102	12-5	11
9	Stanford	97	7-12	10
10	IPFW	90	10-6	8
11	UC Irvine	88	10-15	12
12	Ball State	60	14-6	9
13	Ohio State	53	14-6	13
14	UC San Diego	39	7-14	14
15	USC	24	6-15	15

BYU Quick Facts

Location: Provo, Utah 84602
 Enrollment: 32,122 (Daytime)
 Founded: Oct. 15, 1875, by The Church of Jesus Christ of Latter-day Saints
 Colors: Blue and White
 Nickname: Cougars
 Mascot: Cosmo (the Cougar)
 Affiliation: NCAA Division I
 Conference: Mountain Pacific Sports Federation
 Arena: Smith Fieldhouse (5,000)
 President: Cecil O. Samuelson
 Athletic Director: Val Hale
 Ticket Office Phone: (801) 378-BYU1 or 1-800-322-BYU1

Volleyball Staff:

Head Coach: Tom Peterson (BYU, 1978)
 BYU Record/Years: 40-10/2nd season
 Office Phone: (801) 422-8291
 Career Record/Years: 276-139/12
 Assistant Coaches:
 Grayson DuBose (BYU, 1993)
 Shawn Patchell (BYU, 1993)
 Volunteer Coach:
 Greg Jorgensen (Utah State, 2002)
 Trainer: Blain Empey

Volleyball Facts:

2003 Overall Record: 23-7
 Conference Record/Finish: 17-5 / 2nd in MPSF
 Final National Ranking: 2nd
 Starters Returning (3):
 Jon Alleman, 6-4, Sr., OH/OPP
 Carlos Moreno, 6-4, So., S
 Fernando Pessoa, 6-4, Jr., LIB/OH
 Starters Lost (3):
 Rafael Paal (NCAA All-Tourn. Team, 3rd Team MPSF)
 Jaime Mayol (2.79 kpg, .325 hitting percentage)
 Luka Slabe (1.53 kpg, .219 hitting percentage)
 Other Letterwinners Returning (3):
 Joe Hillman, 6-7, Sr., OPP
 David Hyte, 6-8, Sr., MB
 Shawn Olmstead, 6-2, Sr., LIB
 Top Newcomers (2):
 Victor Batista, 6-5, Fr., OH, Dominican Republic
 Danillo Lampariello, 6-7, Fr., MB, Sao Paulo, Brazil
 All-Conference Performers:
 Carlos Moreno (2003 Second Team)
 Jonathan Alleman (2003 Second Team)
 Fernando Pessoa (2003 Honorable Mention)
 Michael Burke (2003 Honorable Mention)

Another National Honor for BYU...



Junior Carlos Moreno was named Sports Imports / AVCA National Player of the Week for the first time this season (Mar. 15). He directed the Cougars to two four-game wins over Pepperdine to keep BYU atop the MPSF standings and extend its win streak to 14. Moreno posted a season-high 77 assists in on Mar. 13, while adding five digs and five blocks. He moved into third place on BYU's career assists chart with 3,828 in less than three seasons. He averaged 16.75 assists and 1.38 blocks for the week.

Two-Time AVCA National Player of the Week



Senior Fernando Pessoa earned the Sports Imports / AVCA National Player of the Week for the second time this season on Feb. 24. He averaged 6.00 kills, 2.33 digs and 0.50 blocks per game. He hit .681 (36-4-47) for the week, averaging 6.42 points per game in the two sweeps of 11-th ranked Stanford. He was previously named National Player of Week for Jan. 19-23 and MPSF Player of the Week (Jan. 2-6) for two 20-kills matches against LBSU.

BYU Numerical Roster

Num.	Name	Ht.	Wt.	Pos.	Class	Hometown
2	Steffin Rangel	6-5	175	OH	So.	Huntington Beach, Calif.
3	Michael Burke	6-8	230	MB	Jr.	Salt Lake City, Utah
5	Carlos Moreno	6-4	185	S	Jr.	Sao Paulo, Brazil
6	Aaron Ferre	6-8	210	MB	Fr.	Sandy, Utah
7	Chris Gorny	6-6	195	OH/MB	Sr.	Palmdale, Calif.
8	David Hyte	6-8	200	MB	Sr.	Las Vegas, Nev.
10	Cory Carpenter	6-7	200	MB	Sr.	Alpine, Utah
11	Joe Hillman	6-7	195	Opp	Sr.	Las Vegas, Nev.
12	Jon Alleman	6-3	200	OH	Sr.	Yorba Linda, Calif.
13	Danillo Lampariello	6-7	185	MB	So.	Sao Paulo, Brazil
14	Rob Neilson	6-3	180	S	So.	Pacific Palisades, Calif.
15	Shawn Olmstead	6-2	195	LIB	Sr.	Carpinteria, Calif.
17	Fernando Pessoa	6-4	190	OH	Sr.	Rio de Janeiro, Brazil
18	Victor Batista	6-5	165	MB	Fr.	Tamayo, Dominican Republic
19	Enoc Cardona	6-6	190	OH/Opp	Fr.	Aguada, Puerto Rico
20	Taylor Evans	6-2	175	OH/Opp	So.	Alamo, Calif.

Pessoa Pumps it Up

All-American candidate Pessoa was named Molten MPSF Player of the Week (Feb. 25) for the second time after leading BYU over Stanford with a match-high 16 kills on Friday and 20 kills on Saturday, hitting a .681 percentage for the week. His 20 kills marks the ninth time he has hit double-digit kills this season. Pessoa also hit a career-high .700 percentage in Friday's match, adding seven digs and three blocks over the Cardinal. After breaking his career high once again with 22 kills on Jan. 30 against Long Beach State, Pessoa was named Molten MPSF Player of the Week (Feb. 2-6).

The Peterson File

Tom Peterson, BYU alum and 1994 NCAA Coach of the Year, enters his second year as the head coach of the Cougar men's volleyball program. Peterson led the Cougars last season to a 23-7 record and a 2nd-place finish at the NCAA Tournament. BYU came back from a 2-0 deficit to beat No. 1 Pepperdine in the finals of the MPSF Tournament, which earned him MPSF Co-Coach of the Year. After defeating Penn State in the NCAA Semifinals, Peterson led BYU to the National Championships for the third time in five years. In the emotional match lasting nearly three hours, the Lewis Flyers edged BYU in five games with both teams playing to the final two points of game five. Peterson came to BYU in 2002 with over 20 years of volleyball coaching experience, including 17 years of collegiate head-coaching experience.



Head Coach Tom Peterson

**MPSF STANDINGS
(Rankings as of Mar. 24)**

Team	MPSF			Overall		
	W	L	Pct.	W	L	Pct.
*BYU	15	1	.929	17	3	.833
Long Beach State	12	3	.800	19	4	.810
UCLA	12	4	.750	18	4	.818
Hawai'i	10	6	.714	13	7	.722
CS-Northridge	9	5	.643	14	6	.714
Pepperdine	8	6	.539	12	6	.647
UC-Santa Barbara	6	8	.429	11	9	.550
USC	4	10	.308	6	15	.300
Stanford	4	9	.308	7	11	.389
UC-Irvine	4	12	.250	10	15	.348
UC-San Diego	3	12	.200	6	13	.316
Pacific	2	12	.143	6	15	.286

*Climbed MPSF Tournament berth.

MATCH-BY-MATCH BREAKDOWN

THREE GAMES (8-2; .800)


Jan. 9	@ Pepperdine (Pepp. Tourn)	L, 3-0
Jan. 10	@ Pepperdine (Pepp. Tourn)	L, 3-0
Jan. 16	Cal State Northridge	W, 3-0
Jan. 23	@ Ohio State	W, 3-0
Feb. 6	Pacific	W, 3-0
Feb. 7	Pacific	W, 3-0
Feb. 20	Stanford	W, 3-0
Feb. 21	Stanford	W, 3-0
Mar. 5	UC Santa Barbara	W, 3-0
Mar. 6	UC Santa Barbara	W, 3-0

FOUR GAMES (6-0; 1.000)

Jan. 24	@ Ohio State	W, 3-1
Feb. 26	@ UC Irvine	W, 3-1
Feb. 28	@ UC Irvine	W, 3-1
Mar. 12	Pepperdine	W, 3-1
Mar. 13	Pepperdine	W, 3-1
Mar. 18	Hawai'i	W, 3-1

FIVE GAMES (3-1; .750)

Jan. 17	Cal State Northridge	L, 2-3
Jan. 28	@ Long Beach State	W, 3-2
Jan. 29	@ Long Beach State	W, 3-2
Mar. 20	@ Hawai'i	W, 3-2



Much of the success of BYU volleyball over the years can be attributed to the consistent support of BYU fans. BYU volleyball fans are some of the most intense and boisterous in the nation. In 2003 over 41,349 (avg. 2,954 per match) watched the team play as the Cougars finished with a 13-2 record in Provo.



Moreno Watch

Junior All-American Carlos Moreno, joins the Cougar squad for another run at the NCAA tournament. Moreno's career assists (3,953) has moved him to third on BYU's all-time list. He now needs 425 more assists to move ahead of Hector Lebron. Moreno ranks first in the NCAA, averaging 14.28 assists per game and first in MPSF play with 14.70.

BYU ASSISTS LEADERS

4,649	- Jason Watson ('91-'94)
4,378	- Hector Lebron ('97-'01)
3,953	- Carlos Moreno ('02-'04)
3,733	- Chris Pitzak ('97-'00)
2,724	- Jesse Gant (1992-95)

Sights Set High for BYU Setter

Moreno is thriving in his junior season as a third-year starter. The 6-foot-4 Brazilian's strong volleyball background and considerable skills has helped BYU achieve a 14-match winning streak in 2004. This is longest current streak among NCAA Div. I and II teams. He also ranks first in the MPSF with 14.50 assists per game after only 16 league matches in 2004. His ability to place sets to the right hitter has helped the Cougars to a conference-leading .362 percentage. Moreno is featured as the cover story in the April issue of *Volleyball Magazine*, which came out on Mar. 16, 2004. The preview of the article can be found at www.volleyballmag.com.

Hillman Hits High at Home

Senior opposite Joe Hillman posted a new career-high 27 kills, hitting a .512 percentage while adding six digs and three blocks in the Mar. 20 win over the Warriors. He had previously recorded a career-high 26 kills against Pepperdine. He has now recorded 14 double-digit kill performances and gives Moreno a great option in the right-side. Hillman transferred from Utah Valley State College and ranks second for BYU with 3.68 kills per game. He is also leading BYU with 18 aces on the season.

Alleman Making His Mark

Senior outside hitter Jonathan Alleman gave a solid performance in the Mar. 13 win over Pepperdine, with 13 kills for a .375 percentage. He also led the Cougars in both matches against Pacific (Feb. 6-7), hitting top percentages at .562 and .667. He also added 13 kills in both wins over fifth-ranked Hawai'i. All-American Alleman has hit double-digit kills in 16 of 20 matches and ranks third on BYU's roster with 3.34 kpg and 1.58 dpg behind Pessoa and senior libero Shawn Olmstead.

Newcomer - Batista

With the addition of international players, the Cougars hope to become a top-rated team. Victor Batista of the Dominican Republic joined BYU's squad at the beginning of January and has already contributed in conference action. After securing a starting middle position, he has earned 165 kills (2.50 kpg) and is hitting .471 on the season. Batista ranks third for hitting percentage at .481 in MPSF play and second place in the NCAA for all match with .471. Batista also leads the team in total blocks with 75, eight solos and 67 assists, and 1.14 blocks per game.

Home Record

The Cougars overall record at home stands at 144-52 (.734) and since 1997, BYU has won 105 matches and has only loss 13 (.889). At the Smith Fieldhouse in 2004, BYU are averaging 2,684 fans in eight matches at home, while opponents are averaging 1,576 in attendance. Since men's volleyball became a NCAA-sanctioned sport in 1990, BYU has won 10 of 14 (.643) home openers at the Smith Fieldhouse. BYU's only loss at home this season was to Cal State Northridge on Jan. 17. The 1999 National Champions lost their only match at home against Long Beach State, 2-3, but defeated the 49ers in the championship match on May 8, 1999. The year before, 1998, was the only year the Cougars went undefeated at home with a 11-0 record.

Next Week for the Cougars

The Cougars will return to conference action against UC San Diego on Apr. 2-3 in La Jolla, Calif. BYU will then travel to third-ranked UCLA for its last regular-season road trip for a tough match up in Pauley Pavilion.



Coaching Staff:

Head Coach: Dave Deuser, 11th season
Career Record: 237-98/10
Lewis Record: 237-98/10
Assistant Coach: Ryan McNeil, 2nd season
2003 Record: 29-5
2003 MIVA Record: 15-1/1st
Letterwinners Returning/Lost: 11/5
Starter Returning/Lost: 6/1

Scouting Lewis

The Flyers Lewis won its third straight match after defeating conference foe Quincy in four games Saturday night (30-22, 29-31, 30-27, 30-28) and is currently tied for third in the MIVA with Ohio State. The victory keeps Lewis' all-time record against Quincy unblemished at a perfect 21-0. Lewis (11-10, 7-3) was led by senior opposite **Fabiano Barreto**, who had a match-high 25 kills, hitting .452, with one service ace, seven digs, five block assists, and 28.5 total points. The Flyers hit .327 in the match, with 57 kills, six service aces, 11.5 blocks, and 74.5 total points, while Quincy hit .240 in the four-game match, with 60 kills, 10 service aces, 6.5 blocks, and 76.5 total points. Lewis will host Clarke Tuesday night at 7 p.m. before traveling to BYU this weekend.

Stat Leaders

Barreto (Sr., 6-6, Campinas, Brazil) has been selected as the *MIVA Player of the Week*. He had a match-high 28.5 points for the Flyers in the 3-1 (30-22, 29-31, 30-27, 30-28) road victory over Quincy. He hit .452 (25 kills, six errors, 42 attempts) for the match and added an ace serve, seven digs and five block assists. This is the third time in Barreto's career that he has been chosen as the league's Player of the Week. He previously earned the honor Feb. 17, 2003 and Feb. 19, 2001. The Flyers were also helped along with double-figure kills from junior outside hitter **Jeff Soler**, who managed 12 kills, three assists, two service aces, one dig, and two block assists for a total of 15.0 points. **Greg Pochopien** contributed a solid match as well with five kills, a match-high seven blocks and a .500 hitting percentage.

	3 Games	4 Games	5 Games
Overall	2-0	1-0	2-1
in Provo	2-0	1-0	2-0
in Lewis	0-0	0-0	0-0
Neutral	0-0	0-0	0-1



Coaching Staff:

Head Coach: Fred Chao, (George Mason, '94)
 6th season
Career Record: 70-55/5
George Mason Record: 70-55/5
Assistant Coach: James Chaney, 1st season
2003 Record: 16-10
2003 EIVA Record: 11-3/2nd
Letterwinners Returning/Lost: 8/3
Starter Returning/Lost: 5/2

Scouting George Mason

The George Mason men's volleyball team is on a roll and not even a top 10 team can stand in its way. On Thursday, the Patriots took apart ninth-ranked Ball State, repaying the Cardinals for a season-opening loss and announcing for everyone to hear that the 11-match season-opening losing streak is a thing of the past. The Patriots struggle for one brief stretch and dominated the rest of the night, downing Ball State, 30-22, 18-30, 30-18, 30-27. It had been nearly a year since the Patriots (4-11) had defeated a nationally-ranked team. George Mason downed No. 14 Ohio State on March 29, 2003.

Stat Leaders

Dustin Crosby had 12 kills and two errors on 16 attacks, erasing the memory of a six kill, 12 error performance in the season-opener. **Matt Steinfurth** added 10 kills and no errors on 14 attacks along with six block assists while **Dave Egan** had 45 assists and five digs. Most importantly, the Patriots showed that they could win without riding on the back of outside hitter **Felix Campos**. On Tuesday, Campos was named the EIVA Division I/II Player of the Week. The Patriots won two of three games, including a 3-1 win over then ninth-ranked Ball State, and Campos was superb in those outings. He recorded 75 kills and 100 points on the week, tying the school-record of eight service aces in the Ball State victory. Against St. Francis, he had a career-high 32 kills. Campos leads the EIVA in points per game (6.12) and is third in the NCAA Division I/II in points per game and kills per game (5.28).

	3 Games	4 Games	5 Games
Overall	0-1	1-1	0-0
in Provo	0-0	0-0	0-0
in George Mason	0-0	0-1	0-0
Neutral	0-1	1-0	0-0

COUGARS MATCH-BY-MATCH

<u>DATE</u>	<u>OPPONENT</u>	<u>SCORE</u>	<u>W/L</u>	<u>ATT.</u>	<u>KILL LEADER</u>	<u>ASSIST LEADER</u>	<u>BLOCK LEADER</u>	<u>RECORD</u>	<u>MPSF</u>
Jan. 9	Pepperdine	3-0	L	.186	Hillman.....17	Moreno.....35	Carpenter.....6	0-1	0-0
Jan. 10	Pepperdine	3-0	L	.224	Hillman.....11	Moreno.....30	Carpenter.....3	0-1	0-0
Jan. 16	No. 5 CAL STATE NORTHRIDGE*	3-0	W	.357	Hillman.....21	Moreno.....42	Carpenter.....6	1-2	1-0
Jan. 17	No. 5 CAL STATE NORTHRIDGE*	3-2	L	.262	Pessoa.....18	Moreno.....60	Batista.....6	1-3	1-1
Jan. 23	No. 12 Ohio State	3-0	W	.375	Pessoa.....19	Neilson.....41	Carpenter.....4	2-3	1-1
Jan. 24	No. 12 Ohio State	3-1	W	.305	Alleman.....16	Moreno.....52	Batista.....9	3-3	1-1
Jan. 30	No. 2 Long Beach State	3-2	W	.379	Pessoa.....20	Moreno.....71	Alleman/Batista/Moreno...5	4-3	2-1
Jan. 31	No. 2 Long Beach State	3-2	W	.292	Pessoa.....22	Moreno.....73	Gorny.....9	5-3	3-1
Feb. 6	No. 12 Pacific	3-0	W	.433	Alleman.....16	Moreno.....42	Alleman/Gorny/Batista/Hillman(3)	6-3	4-1
Feb. 7	No. 12 Pacific	3-0	W	.386	Alleman.....11	Moreno.....41	Gorny.....8	7-3	5-1
Feb. 20	No. 11 Stanford	3-0	W	.398	Pessoa.....16	Moreno.....45	Batista.....6	8-3	6-1
Feb. 21	No. 11 Stanford	3-0	W	.484	Pessoa.....20	Moreno.....64	Ferre.....3	9-3	7-1
Feb. 26	No. 9 UC Irvine	3-1	W	.373	Pessoa.....19	Moreno.....44	Batista.....6	10-3	8-1
Feb. 28	No. 9 UC Irvine	3-1	W	.386	Hillman.....20	Moreno.....66	Burke.....6	11-3	9-1
Mar. 5	No. 6 UC Santa Barbara	3-0	W	.400	Pessoa/Alleman...12	Moreno.....39	Burke.....6	12-3	10-1
Mar. 6	No. 6 UC Santa Barbara	3-0	W	.327	Pessoa/Hillman...14	Moreno.....51	Burke.....8	13-3	11-1
Mar. 12	No. 5 Pepperdine	3-1	W	.355	Batista.....18	Moreno.....57	Alleman/Moreno/Burke.....6	14-3	12-1
Mar. 13	No. 5 Pepperdine	3-1	W	.415	Hillman.....26	Moreno.....77	Moreno.....5	15-3	13-1
Mar. 18	No. 5 Hawai`i	3-1	W	.294	Pessoa.....18	Moreno.....55	Moreno.....6	16-3	14-1
Mar. 20	No. 5 Hawai`i	3-2	W	.384	Hillman.....27	Moreno.....70	Alleman.....5	17-3	15-1
Mar. 26	Lewis								
Mar. 27	George Mason								
Apr. 2	UC San Diego								
Apr. 3	UC San Diego								
Apr. 8	UCLA								
Apr. 9	UCLA								
Apr. 15	USC								
Apr. 17	USC								
Apr. 24	MPSF First Round								
Apr. 29	MPSF Semi-Finals								
May. 1	MPSF Finals								
May. 6	NCAA Semi-Finals								
Mar. 8	NCAA Finals								

Season Outlook

As the BYU men's volleyball team enters its second season under Tom Peterson, the Cougars already have experience at the Final Four. Last season the team (23-7) showed tremendous composure, beating Penn State in the NCAA semifinals and battling Lewis in the championship match. Lewis edged BYU in the last two points of the fifth game, earning its first NCAA title.

"My first year at BYU was a great experience, a great year," Peterson said. "Although it's disappointing to lose, and it will hurt for awhile after seeing such good players lose, the players made it great for me to be here."

And the team is looking good going into the 2004 season. Even with the loss of three outside hitters, Rafael Paal, Jaime Mayol and Luka Slabe, the biggest strength for the Cougars this year continues to be their depth. BYU returns nine letterswinners and four players with significant starting experience. The Cougars hope to continue its winning tradition and return to the NCAA finals.


The following position-by-position look at the 2004 Cougars illustrates the potential for this year's team:

Outside Hitter

This position has suffered a loss with graduating seniors, but will be filled with a number of players: Jon Alleman, Fernando Pessoa and Steffin Rangel.

Fernando Pessoa, an All-MPSF selection and member of the 2001 national championship team, is another candidate to play outside hitter this season. Pessoa, a senior from Brazil, started as libero for the Cougars last season and led the team in digs per game (2.20). According to Peterson, "he has been working hard on the outside, plus he's one of our best passers."

Jon Alleman, a second-team All-American and All-MPSF selection, was also a large contributor for



BYU IN THE POLLS
Here is a week-by-week look at the USA Today/AVCA Top-15 Poll:

Date	AVCA
Jan. 13	8th
Jan. 20	8th
Jan. 27	7th
Feb. 3	4th
Feb. 10	3rd
Feb. 17	4th
Feb. 24	4th
Mar. 2	3rd
Mar. 9	T-1st
Mar. 15	1st
Mar. 23	1st

Season Outlook Cont'd.

BYU last year, recording double-digit kills in 25 of 30 matches. He led BYU in kills per game and kills on the season as an opposite-side hitter and posted two 30-kill matches. As a senior, Alleman returns to the squad as an experienced force for the Cougars, as he was a member of the 2001 national championship team and will be a potential starter in the outside-hitter position

Opposite

Senior Joe Hillman leads the parade of opposite-side hitters, as he will replace Alleman on the rightside. Hillman will be joined by redshirt freshman Enoc Cardona and sophomore Taylor Evans, making this position a strength to the Cougar offense.

Hillman, a transfer from Utah Valley State College, returns his senior year as the probable starter in the opposite position. Hillman competed in 21 games last season and recorded a personal-best .667 hitting percent (7-1-9) against Concordia. As a left-handed hitter, he has an advantage because the rightside saves him from having to hit across his body.

Taylor Evans, a sophomore who had shoulder surgery last season, has seen some playing time with the Cougars in preseason matches. Evans is one of the shorter players on the team but makes up for it with his jumping ability and power. He is a versatile player who can play outside or opposite and will be able to step in where he is needed in the line-up.

Middle Blocker

The middle blocker position was hit with a huge blow when junior Michael Burke went out with a torn pectoral ligament and will be shuffled around this season due to injuries. Burke and senior Chris Gorny will be probable starters for BYU in the middle. Seniors Dave Hyte and Cory Carpenter as well Aaron Ferre will be also competing for time on the court this season.

Michael Burke received All-MPSF honorable mention honors in his first year playing collegiate volleyball. He hit over a .500 average in 14 matches last season and finished fourth in the MPSF in blocking with a .468 average per game. Burke also led BYU with 155 blocks on the season.

Chris Gorny returns as the other middle blocker next to Burke. Gorny was second on the BYU roster with 90 blocks last season. He also hit over .500 in eight matches, including a personal-best .846 in the MPSF semi-final against Hawai'i. Gorny has also had problems with his shoulder and will join the Cougars later in the season.



Cory Carpenter joins Hyte in the middle position and is gaining experience fast

throughout the preseason matches. Carpenter has limited time playing in matches but has used his athleticism to learn fast and be a contributor for the Cougars.

Setter

All-American **Carlos Moreno** performed well as the starting setter for the Cougars for his second year, and will be a huge strength for the Cougars. As a sophomore, Moreno recorded the second-highest assists (1567) in BYU men's volleyball history for a single season. He also finished second on the team in serving with 33 aces, and added 123 digs and 102 kills.

Peterson is looking for Moreno to be even better this season with the experience he gained from last year and continue to be a leader on the court. Sophomore **Rob Neilson** will compete for playing time behind Moreno and might see time this year.

Libero

Senior **Shawn Olmstead** did very well last season as libero alongside Fernando Pessoa, but will be the lone libero for the 2004 season. Olmstead, a member of the 2001 National Championships team, registered 14 assists and 70 digs last season and recorded a season-best 12 digs against Pacific. He finished last season averaging 1.43 digs per game and will be a strong force behind the Cougar defense for the 2004 season.

Peterson said injuries have hindered some players in preseason practice, but others have stepped up to contribute to the team. And with so much depth at every position, Peterson will be able to pick from a variety of athletes to fill each position. The depth at each position will prove beneficial on long road trips and when the team plays a lot of matches in a short period of time.

"I'm not that concerned about our offense," Peterson said. "We run a complicated offense with many options for hitting. If we can get guys to stay healthy and compete in practice, we will be able rank as a top team in the nation. The conference competition is brutal, but if we put it all together at the right time, we have as good a chance as anybody."



2004 BYU Men's Volleyball Stats
BRIGHAM YOUNG Overall Team Statistics
(as of Mar. 23, 2004)

Overall record: 17-3 Conf: 15-1
Home: 9-1 Away: 8-2 Neutral: 0-0

TEAM STATISTICS	BYU	OPPONENTS				
ATTACK						
Kills	1238	1049				
Errors	420	433				
Total Attacks	2350	2275				
Attack Pct	.348	.271				
Kills/Game	16.7	14.2				
SET						
Assists	1160	979				
Assists/Game	15.7	13.2				
SERVE						
Aces	66	65				
Errors	353	311				
Aces/Game	0.9	0.9				
SERVE RECEPTIONS						
Errors	64	66				
Errors/Game	0.9	0.9				
DEFENSE						
Digs	627	536				
Digs/Game	8.5	7.2				
BLOCKING						
Block Solo	43	34				
Block Assist	346	274				
Total Blocks	216.0	171.0				
Blocks Per Game	2.9	2.3				
Block Errors	71	67				
BALL HANDLING ERRORS	28	22				
ATTENDANCE						
Total	26842	15757				
Dates/Avg Per Date	10/2684	10/1576				
Neutral site #/Avg	0/0					
Current win streak	16	-				
Home win streak	8	-				
MATCH WINS BY #GAMES	1	2	3	4	5	Total
BRIGHAM YOUNG	0	0	8	6	3	17
Opponents	0	0	2	0	1	3
GAMES WON BY GAME	1	2	3	4	5	Total
BRIGHAM YOUNG	14	15	13	8	3	53
Opponents	6	5	7	2	1	21
POINTS BY GAME	1	2	3	4	5	Total
BRIGHAM YOUNG	600	584	561	289	59	2093
Opponents	552	527	535	271	53	1938

Pronunciation Guide:

Steffin Rangel -- STEPH-in RAN-gul
 Fernando Pessoa -- Fernando PES-oh-a
 Victor Batista -- Victor Ba-TE-sta
 Aaron Ferre -- Aaron FAIR-e

2003 BYU Record...

	TEAM RECORD W-L
Overall	17-3
Conference	15-1
Home	9-1
Away	8-2
3 games	8-2
4 games	6-0
5 games	3-1
when win first game	13-2
when win first two games	12-0
when lose first game	4-2
when lost first two games	2-2
when attack pct. over .400	4-0
when attack pct. over .300	10-0
when attack pct. over .200	3-2
when attack pct. under .200	0-1
when have higher attack pct.	16-0
when opponent has higher attack pct.	0-3
when have more kills	15-1
when opponent has more kills	2-2
when have more service errors	9-1
when opponent has more service errors	9-2
when have more digs	13-1
when opponent has more digs	4-2
when have more blocks team blocks	12-2
when opponent has more team blocks	3-1
when same team blocks	2-0

DID YOU KNOW...

- **Fernando Pessoa** leads the squad with 299 total kills on the season, averaging 4.15 kills per game. Pessoa posted a team-high 12 digs against Pepperdine (Mar. 13).

- **Joe Hillman** has become BYU's second leading kill leader (3.68) in his senior year and only second year with the team. He posted career-high 27 kills against Hawai'i (Mar. 20) and 26 kills against Pepperdine (Mar.13).

- **Carlos Moreno** has had 11 50+ assist matches this year and is averaging 1.08 digs per game. The 6'4 Brazilian has also proved to be effective in blocking with 60 blocks, second on BYU's roster.

- **BYU** has three players with 100+ digs on the season: Pessoa, Shawn Olmstead and Jon Alleman. Olmstead, a senior libero, leads with 132 total digs and is averaging 1.78 per game.

- **Victor Batista** set a team-high .783 hitting percentage, hitting 18 of 23 attempts with no hitting errors (Pepperdine). He also leads the squad with 75 total blocks and in hitting percentage, .471.

- **BYU** has three players that have posted double-digit kills in at least 14 matches this season. Pessoa (17), Hillman (14) and Alleman (16) lead the Cougars in kills.

Individual Look at the 2004 Cougars

Michael Burke • 6-8 • Junior • MB • Salt Lake City, Utah

- One of five returning players with significant playing time
- Burke led BYU with 155 total blocks last season.
- Hit over .500 average in 14 matches in 2003
- All-MPSF Honorable Mention last year
- Hit career-best .737 percentage against UC Irvine

Season Averages

Games played: 29
 Kills per game: 2.59
 Assists per game: 0.10
 Aces per game: 0.03
 Digs per game: 0.41
 Blocks per game: 1.28
 Points per game: 3.34



#3 Michael Burke 2004 Match-by-Match

Date	Opponent	GP	ATTACK				SET	SERVE	PASS	DEF	BLOCK			GEN			
			K	E	TA	Pct					A	SA	SE		RE	DIG	BS
Jan 9, 2004	@ Pepperdine Tourn.																
Jan 10, 2004	@ Pepperdine Tourn.																
Jan 16, 2004	No. 5 Cal State Northridge*																
Jan 17, 2004	No. 5 Cal State Northridge*																
Jan 24, 2004	@ No. 12 Ohio State																
Jan 28, 2004	@ No. 2 Long Beach State*																
Jan 30, 2004	@ No. 2 Long Beach State*																
Feb 6, 2004	No. 12 Pacific*																
Feb 7, 2004	No. 12 Pacific*																
Feb 20, 2004	No. 11 Stanford*																
Feb 21, 2004	No. 11 Stanford*																
Feb 26, 2004	@ No. 9 UC Irvine*	2	0	0		.000	0	0	0	0	0	0	0	0	0	0	0
Feb 28, 2004	@ No. 9 UC Irvine*	4	15	1	19	.737	0	0	2	0	0	1	5	0	6.0	18.5	
Mar 5, 2004	No. 6 UC Santa Barbara*	3	10	0	14	.714	1	1	2	0	1	1	5	0	6.0	14.5	
Mar 6, 2004	No. 6 UC Santa Barbara*	3	8	1	19	.368	0	0	1	0	4	2	6	0	8.0	13.0	
Mar 12, 2004	No. 5 Pepperdine*	4	9	4	21	.238	0	0	0	0	0	6	1	6.0	12.0		
Mar 13, 2004	No. 5 Pepperdine*	4	11	3	20	.400	1	0	0	0	3	1	3	2	4.0	13.5	
Mar 18, 2004	@ No. 5 Hawai'i*	4	11	3	22	.364	0	0	1	0	2	0	5	0	5.0	13.5	
Mar 20, 2004	@ No. 5 Hawai'i**	5	11	1	18	.556	1	0	1	0	2	0	2	1	2.0	12.0	
Mar 26, 2004	Lewis																
Mar 27, 2004	George Mason																
Apr 2, 2004	@ UC San Diego*																
Apr 3, 2004	@ UC San Diego*																
Apr 8, 2004	@ UCLA*																
Apr 9, 2004	@ UCLA*																
Apr 15, 2004	USC*																
Apr 17, 2004	USC*																
Totals		29	75	13	133	.466	3	1	7	0	12	5	32	4	37.0	97.0	

Season and Career Highs

Kills
 Season: 15 at UC Irvine, 2/28/04
 Career: 17 (twice) 1/21/03, 3/15/03

Attempts
 Season: 22 at Hawai'i 3/18/04
 Career: 30 vs Penn State 3/8/03

Hitting Percentage
 Season: .737 at UC Irvine 2/28/04
 Career: .737 at UC Irvine 2/28/04

Assists
 Season: 1 (three times)
 Career: 2 at UCSB, 2/15/03

Digs
 Season: 4 vs UCSB, 3/6/04
 Career: 4 (three times)

Block Solo
 Season: 2 vs UCSB, 3/6/04
 Career: 2 (five times)

Block Assist
 Season: 6 vs UCSB, 3/6/04
 Career: 9 vs Penn State, 3/7/03

Total Blocks
 Season: 8 vs UCSB, 3/6/04
 Career: 9 (twice) 3/7/03, 5/3/03


Aces
 Season: 1 vs UCSB, 3/5/04
 Career: 2 (twice) 2/8/03, 2/14/03

Carlos Moreno • 6-4 • Junior • Setter • Sao Paulo, Brazil

- One of two returning All-Americans and the only starter to play in the same position from last season.
- Moreno's career assists (3,953) moved him into third place on BYU's all-time list. He needs 425 more assists to move ahead of Hector Lebron.
- Moreno is averaging 14.28 assists per game and is second on BYU's roster at 60 blocks on the season.
- He ranked first in MPSF play with 14.70 assists per game and second nationally.
- Earnings Sports Imports/AVCA National Player of the Week (Mar. 15)
- Moreno set a season-high 77 assists against Pepperdine on Mar. 13
- Recorded a record 64 assists in a three-game match against Stanford.
- Featured on the cover for April's issue of Volleyball Magazine

Season Averages

Games played: 71
 Kills per game: 0.79
 Assists per game: 14.28
 Aces per game: 0.13
 Digs per game: 1.08
 Blocks per game: 0.85
 Points per game: 1.37



#5 CARLOS MORENO 2004 Match-by-Match

Date	Opponent	GP	ATTACK				Pct	SET		SERVE		PASS DEF			BLOCK			GEN		
			K	E	TA	Pct		A	SA	SE	RE	DIG	BS	BA	BE	Total	Points	Team	Hit%	
Jan 9, 2004	@ Pepperdine Tourn.	3	3	2	6	.167	35	0	3	0	0	0	3	0	3.0	4.5	.183			
Jan 10, 2004	@ Pepperdine Tourn.	3	3	0	5	.600	30	0	3	0	2	0	0	0	0.0	3.0	.224			
Jan 16, 2004	No. 5 Cal State Northridge*	3	4	0	7	.571	42	0	2	0	6	0	3	0	3.0	5.5	.299			
Jan 17, 2004	No. 5 Cal State Northridge*	5	6	3	14	.214	60	1	5	0	6	1	2	0	3.0	9.0	.262			
Jan 24, 2004	@ No. 12 Ohio State	4	4	1	5	.600	52	1	4	0	6	0	7	0	7.0	8.5	.305			
Jan 28, 2004	@ No. 2 Long Beach State*	5	2	1	7	.143	71	0	3	0	3	0	5	1	5.0	4.5	.379			
Jan 30, 2004	@ No. 2 Long Beach State*	5	3	2	11	.019	73	0	3	0	8	1	4	1	5.0	6.0	.292			
Feb 6, 2004	No. 12 Pacific*	3	3	1	8	.250	42	1	4	0	7	0	1	0	1.0	4.5	.433			
Feb 7, 2004	No. 12 Pacific*	3	2	1	3	.333	41	1	4	0	4	0	2	0	2.0	4.0	.386			
Feb 20, 2004	No. 11 Stanford*	3	4	2	8	.250	45	1	0	0	6	0	3	1	3.0	6.5	.398			
Feb 21, 2004	No. 11 Stanford*	3	3	2	6	.167	64	1	7	0	7	0	1	1	1.0	4.5	.484			
Feb 26, 2004	@ No. 9 UC Irvine*	4	3	1	5	.400	44	1	5	0	1	0	0	1	0.0	4.0	.373			
Feb 28, 2004	@ No. 9 UC Irvine*	4	0	3	4	-.750	66	1	3	0	1	0	4	0	4.0	3.0	.386			
Mar 5, 2004	No. 6 UC Santa Barbara*	3	2	0	3	.667	39	0	0	0	4	1	0	0	1.0	3.0	.400			
Mar 6, 2004	No. 6 UC Santa Barbara*	3	1	4	7	-.429	51	0	2	0	2	0	3	0	3.0	2.5	.327			
Mar 12, 2004	No. 5 Pepperdine*	4	2	2	7	.000	57	0	3	0	1	0	6	1	6.0	5.0	.355			
Mar 13, 2004	No. 5 Pepperdine*	4	1	1	6	.000	77	0	3	0	5	1	4	0	5.0	4.0	.415			
Mar 18, 2004	@ No. 5 Hawai'i*	4	5	3	12	.167	55	0	4	0	8	1	5	2	6.0	8.5	.294			
Mar 20, 2004	@ No. 5 Hawai'i*	5	5	0	10	.500	70	1	4	0	0	0	2	3	2.0	7.0	.384			
Mar 26, 2004	Lewis																			
Mar 27, 2004	George Mason																			
Apr 2, 2004	@ UC San Diego*																			
Apr 3, 2004	@ UC San Diego*																			
Apr 8, 2004	@ UCLA*																			
Apr 9, 2004	@ UCLA*																			
Apr 15, 2004	USC*																			
Apr 17, 2004	USC*																			
Totals		71	56	29	134	.201	1014	9	62	0	77	5	55	11	60.0	97.5	.348			

Season and Career Highs

- Kills**
 Season: 6 vs CS Northridge, 1/17/04
 Career: 7 (twice) 1/31/03, 3/7/03
- Attempts**
 Season: 14 vs CS Northridge, 1/17/04
 Career: 14 (twice) 1/18/03, 1/17/04
- Hitting Percentage**
 Season: .500 (5-0-10), 3/20/04
 Career: 1.000 (5 of 5) vs USC, 1/25/02
- Assists**
 Season: 77 vs Pepperdine, 3/13/04
 Career: 84 vs. Stanford, 4/20/02
- Digs**
 Season: 8 (twice) 3/18/04, 1/30/04
 Career: 13 vs UCLA, 2/23/02
- Block Solo**
 Season: 1 (three times)
 Career: 2 vs Penn State, 3/7/03
- Block Assist**
 Season: 7 at Ohio State, 1/24/04
 Career: 7 at Ohio State, 1/24/04
- Total Blocks**
 Season: 7 at Ohio State, 1/24/04
 Career: 7 at Ohio State, 1/24/04
- Aces**
 Season: 1 (six times)
 Career: 4 (twice), 2/1/02, 3/21/03

Chris Gorny • 6-6 • Senior • MB • Palmdale, Calif.

- Returning middle blocker from last year's NCAA Runner-up team, Gorny recorded 90 total blocks and 1.02 per game in 2003.
- Gorny missed the first six matches due to a shoulder injury.
- He averaged 2.30 kills per game in the two matches against LBSU.
- Left on Feb. 20 match against Stanford after tearing ligaments in his ankle.

Season Averages

Games played: 18
 Kills per game: 2.50
 Assists per game: 0.00
 Aces per game: 0.00
 Digs per game: 0.33
 Blocks per game: 1.39
 Points per game: 3.28



#7 Chris Gorny 2004 Match-by-Match

Date	Opponent	GP	ATTACK				Pct	SET		SERVE		PASS DEF			BLOCK			GEN	
			K	E	TA	Pct		A	SA	SE	RE	DIG	BS	BA	BE	Total	Points		
Jan 28, 2004	@ No. 2 Long Beach State*	5	12	2	17	.588	0	0	0	0	0	0	3	0	3.0	13.5			
Jan 30, 2004	@ No. 2 Long Beach State*	5	11	2	22	.409	0	0	1	0	4	1	8	0	9.0	16.0			
Feb 6, 2004	No. 12 Pacific*	3	9	1	12	.667	0	0	1	0	1	0	3	0	3.0	10.5			
Feb 7, 2004	No. 12 Pacific*	3	8	1	15	.467	0	0	3	0	0	2	6	0	8.0	13.0			
Feb 20, 2004	No. 11 Stanford* (ankle injury)	2	5	2	14	.214	1	0	1	0	1	0	2	0	2.0	6.0			
Feb 21, 2004	No. 11 Stanford*																		
Feb 26, 2004	@ No. 9 UC Irvine*																		
Feb 28, 2004	@ No. 9 UC Irvine*																		
Mar 5, 2004	No. 6 UC Santa Barbara*																		
Mar 6, 2004	No. 6 UC Santa Barbara*																		
Mar 12, 2004	Pepperdine*																		
Mar 13, 2004	Pepperdine*																		
Mar 18, 2004	@ Hawai'i*																		
Mar 20, 2004	@ Hawai'i*																		
Mar 26, 2004	Lewis																		
Mar 27, 2004	George Mason																		
Apr 2, 2004	@ UC San Diego*																		
Apr 3, 2004	@ UC San Diego*																		
Apr 8, 2004	@ UCLA*																		
Apr 9, 2004	@ UCLA*																		
Apr 15, 2004	USC*																		
Apr 17, 2004	USC*																		
Totals		18	45	8	80	.463	1	0	5	0	6	3	22	0	25.0	59.0			

Season and Career Highs

- Kills**
 Season: 12 at Long Beach, 1/28/04
 Career: 16 vs Stanford, 1/12/02
- Attempts**
 Season: 22 at Long Beach, 1/30/04
 Career: 26 vs Stanford, 1/12/02
- Hitting Percentage**
 Season: .667 vs. Pacific, 2/6/04
 Career: .846 vs. Hawai'i, 4/24/03
- Assists**
 Season: 1 vs. Stanford, 2/20/04
 Career: 2 vs. Hawai'i, 4/24/03
- Digs**
 Season: 4 at Long Beach, 1/30/04
 Career: 5 (twice) 2/8/03, 4/11/03
- Block Solo**
 Season: 2 vs Pacific, 1/7/04
 Career: 3 at Long Beach, 2/8/02
- Block Assist**
 Season: 8 at Long Beach, 1/30/04
 Career: 9 vs Ball State, 3/16/02
- Total Blocks**
 Season: 9 at Long Beach, 1/30/04
 Career: 9 (three times)
- Aces**
 Season: 0
 Career: 4 (twice) 5/1/03, 1/18/02

Cory Carpenter • 6-7 • Senior • MB • Alpine, Utah

- First year playing with the Cougars
- Starting middle blocker for seven matches this season
- He is averaging 0.77 blocks per game, fourth best on the BYU's roster .

Season Averages

Games played: 35
 Kills per game: 0.71
 Assists per game: 0.03
 Aces per game: 0.03
 Digs per game: 0.11
 Blocks per game: 0.77
 Points per game: 1.21



Season and Career Highs

- Kills**
 Season: 6 vs CS Northridge, 1/17/04
 Career: 6 vs CS Northridge, 1/17/04
- Attempts**
 Season: 13 (twice) 1/17/04, 1/24/04
 Career: 13 (twice) 1/17/04, 1/24/04
- Hitting Percentage**
 Season: .833 at Ohio State, 1/23/04
 Career: .833 at Ohio State, 1/23/04
- Assists**
 Season: 1 at Ohio State, 1/23/04
 Career: 1 at Ohio State, 1/23/04
- Digs**
 Season: 2 vs CS Northridge, 1/16/04
 Career: 2 vs CS Northridge, 1/16/04
- Block Solo**
 Season: 3 at Pepperdine, 1/10/04
 Career: 3 at Pepperdine, 1/10/04
- Block Assist**
 Season: 6 vs CS Northridge, 1/16/04
 Career: 6 vs CS Northridge, 1/16/04
- Total Blocks**
 Season: 6 (twice), 1/09/04, 1/16/04
 Career: 6 (twice), 1/09/04, 1/16/04
- Aces**
 Season: 1 at Pepperdine, 1/9/04
 Career: 1 at Pepperdine, 1/9/04

#10 CORY CARPENTER 2004 Match-by-Match

Date	Opponent	GP	ATTACK			Pct	SET		SERVE		PASS RE	DEF DIG	BLOCK			GEN	
			K	E	TA		A	SA	SE	BS			BA	BE	Total	Points	
Jan 09, 2004	@ Pepperdine Waves	3	1	3	8	-.250	0	1	0	0	1	1	5	0	6.0	5.5	
Jan 10, 2004	@ Pepperdine Waves	3	3	3	8	.000	0	0	4	0	0	3	0	1	3.0	6.0	
Jan 16, 2004	No. 5 Cal State Northridge	3	3	1	6	.333	0	0	2	0	2	0	6	1	6.0	6.0	
Jan 17, 2004	No. 5 Cal State Northridge	5	6	5	13	.077	0	0	5	0	0	0	4	1	4.0	8.0	
Jan 23, 2004	@ No. 12 Ohio State	3	5	0	6	.833	0	0	1	0	1	1	3	2	4.0	7.5	
Jan 24, 2004	@ No. 12 Ohio State	4	5	2	13	.231	1	0	1	0	0	1	1	1	2.0	6.5	
Jan 28, 2004	@ No. 2 Long Beach State	3	1	1	3	.000	0	0	1	0	0	0	1	1	1.0	1.5	
Jan 30, 2004	@ No. 2 Long Beach State	1	0	0	0	.000	0	0	0	0	0	0	0	0	0.0	0.0	
Feb 6, 2004	No. 12 Pacific*	1	0	0	1	.000	0	0	0	0	0	0	0	0	0.0	0.0	
Feb 7, 2004	No. 12 Pacific*	2	0	0	0	.000	0	0	0	0	0	0	0	0	0.0	0.0	
Mar 5, 2004	No. 6 UC Santa Barbara	1	0	0	0	.000	0	0	0	0	0	0	0	0	0.0	0.0	
Mar 6, 2004	No. 6 UC Santa Barbara	2	1	0	1	1.00	0	0	0	0	0	0	0	0	0.0	1.0	
Mar 12, 2004	No. 5 Pepperdine	2	1	0	1	1.00	0	0	0	0	0	0	0	0	0.0	1.0	
Mar 13, 2004	No. 5 Pepperdine	2	0	0	0	.000	0	0	0	0	0	0	1	0	1.0	0.5	
Mar 18, 2004	@ No. 5 Hawai'i	2	0	0	0	.000	0	0	0	0	0	0	0	0	0.0	0.0	
Mar 20, 2004	@ No. 5 Hawai'i																
Mar 26, 2004	Lewis																
Mar 27, 2004	George Mason																
Apr 2, 2004	@ UC San Diego																
Apr 3, 2004	@ UC San Diego																
Apr 8, 2004	@ UCLA																
Apr 9, 2004	@ UCLA																
Apr 15, 2004	USC																
Apr 17, 2004	USC																
Totals		35	25	15	59	.169	1	1	14	0	4	6	21	7	27.0	42.5	

Joe Hillman • 6-7 • Senior • OPP • Las Vegas, Nevada

- Second year playing with the Cougars, first year starting as opposite-side hitter
- Transfer from Utah Valley State College
- Second on BYU roster with 3.68 kills per game
- Leads BYU with 18 aces for the season, 0.25 per game
- Led BYU with a team-high 26 kills on Mar. 13 in the 3-1 win over Pepperdine
- Posted a career-high 27 kills on Mar. 20 against Hawai'i
- Recorded a career-high with nine digs against the Anteaters
- Has recorded double-digits in 14 of 20 matches this season

Season Averages

Games played: 71
 Kills per game: 3.68
 Assists per game: 0.23
 Aces per game: 0.25
 Digs per game: 1.21
 Blocks per game: 0.73
 Points per game: 4.32



Season and Career Highs

- Kills**
 Season: 27 at Hawai'i, 3/20/04
 Career: 27 at Hawai'i, 3/20/04
- Attempts**
 Season: 46 vs Pepperdine, 3/13/04
 Career: 46 vs Pepperdine, 3/13/04
- Hitting Percentage**
 Season: .667 vs Stanford, 2/21/04
 Career: .667 vs Concordia, 3/5/03
- Assists**
 Season: 4 vs Pacific, 2/6/04
 Career: 4 vs Pacific, 2/6/04
- Digs**
 Season: 9 at UC Irvine, 2/28/04
 Career: 9 at UC Irvine, 2/28/04
- Block Solo**
 Season: 1 (four times)
 Career: 1 (four times)
- Block Assist**
 Season: 6 at Long Beach, 1/30/04
 Career: 6 at Long Beach, 1/30/04
- Total Blocks**
 Season: 6 at Long Beach, 1/30/04
 Career: 6 at Long Beach, 1/30/04
- Aces**
 Season: 4 at Ohio State, 1/23/04
 Career: 4 at Ohio State, 1/23/04

#11 Joe Hillman 2004 Match-by-Match

Date	Opponent	GP	ATTACK			Pct	SET		SERVE		PASS RE	DEF DIG	BLOCK			GEN	
			K	E	TA		A	SA	SE	BS			BA	BE	Total	Points	
Jan 09, 2004	@ Pepperdine Waves	3	17	5	33	.364	0	0	1	0	4	0	2	0	2.0	18.5	
Jan 10, 2004	@ Pepperdine Waves	2	11	4	18	.389	0	0	1	1	2	0	1	0	1.0	11.5	
Jan 16, 2004	No. 5 Cal State Northridge*	3	21	11	37	.270	1	1	1	0	2	0	3	1	3.0	23.5	
Jan 17, 2004	No. 5 Cal State Northridge*	4	13	5	26	.308	0	0	2	0	1	0	1	0	1.0	13.5	
Jan 23, 2004	@ No. 12 Ohio State	3	10	5	24	.208	2	4	3	0	0	0	0	0	0.0	14.0	
Jan 24, 2004	@ No. 12 Ohio State	4	10	7	28	.107	0	0	4	0	6	1	2	0	3.0	12.0	
Jan 28, 2004	@ No. 2 Long Beach State*	5	14	4	29	.345	1	2	1	0	5	0	3	0	3.0	17.5	
Jan 30, 2004	@ No. 2 Long Beach State*	4	4	5	18	-.056	2	1	2	0	4	0	6	0	6.0	8.0	
Feb 6, 2004	No. 12 Pacific*	3	7	4	13	.231	4	0	2	0	4	0	3	0	3.0	8.5	
Feb 7, 2004	No. 12 Pacific*	3	8	4	17	.235	2	0	1	0	2	1	4	1	5.0	11.0	
Feb 20, 2004	No. 11 Stanford*	3	10	2	17	.471	1	2	3	0	2	0	2	1	2.0	13.0	
Feb 21, 2004	No. 11 Stanford*	3	18	0	27	.667	1	1	3	0	5	0	0	0	0.0	19.0	
Feb 26, 2004	@ No. 9 UC Irvine*	4	8	4	17	.235	1	0	0	0	6	0	5	0	5.0	10.5	
Feb 28, 2004	@ No. 9 UC Irvine*	4	20	5	38	.395	0	1	4	0	9	1	3	0	4.0	23.5	
Mar 5, 2004	No. 6 UC Santa Barbara*	3	4	2	9	.222	0	0	1	0	5	0	3	1	3.0	5.5	
Mar 6, 2004	No. 6 UC Santa Barbara*	3	14	4	23	.435	0	1	3	0	6	0	5	0	5.0	17.5	
Mar 12, 2004	No. 5 Pepperdine*	4	10	3	17	.412	0	2	3	0	3	0	1	0	1.0	12.5	
Mar 13, 2004	No. 5 Pepperdine*	4	26	6	46	.435	1	0	3	0	8	0	1	0	1.0	26.5	
Mar 18, 2004	@ No. 5 Hawai'i*	4	9	4	28	.179	0	2	1	0	6	0	1	0	1.0	11.5	
Mar 20, 2004	@ No. 5 Hawai'i*	5	27	5	43	.512	0	1	5	0	6	1	2	0	3.0	30.0	
Mar 26, 2004	Lewis																
Mar 27, 2004	George Mason																
Apr 2, 2004	@ UC San Diego*																
Apr 3, 2004	@ UC San Diego8																
Apr 8, 2004	@ UCLA*																
Apr 9, 2004	@ UCLA*																
Apr 15, 2004	USC*																
Apr 17, 2004	USC*																
Totals		71	261	89	508	.339	16	18	44	1	86	4	48	4	52.0	307.0	

Jonathan Alleman • 6-4 • Senior • OH • Yorba Linda, Calif.

- All-American Alleman returns as a veteran player and member of the 2001 National Championship team
- Named to the NCAA All-Tournament Team
- Second-year starter
- Led BYU last season with 3.93 kills per game
- Third on BYU roster with 1.58 digs per game
- Has played in all 74 games this year, third on team in kills (3.34)
- Tied his season-high 11 digs against Hawai'i (Mar. 20)

Season Averages

Games played: 74
 Kills per game: 3.34
 Assists per game: 0.39
 Aces per game: 0.09
 Digs per game: 1.58
 Blocks per game: 0.65
 Points per game: 3.80



Season and Career Highs

- Kills**
 Season: 20 at Long Beach, 1/30/04
 Career: 30 (twice) 1/17/03, 1/18/03
- Attempts**
 Season: 44 at Long Beach, 1/30/04
 Career: 48 at Stanford, 1/17/03
- Hitting Percentage**
 Season: .667 vs Pacific, 2/6/04
 Career: .684 at USC, 3/1/03
- Assists**
 Season: 5 vs CS Northridge, 1/16/04
 Career: 5 (twice), 1/16/04, 1/18/03
- Digs**
 Season: 11 (twice) 3/20/04, 1/30/04
 Career: 13 vs Hawai'i (2003 MPSF Tour)
- Block Solo**
 Season: 2 vs Pepperdine, 3/13/04
 Career: 2 (four times)
- Block Assist**
 Season: 5 (twice), 1/17/04, 1/28/04
 Career: 6 (twice), 3/21/03, 3/28/03
- Total Blocks**
 Season: 6 vs Pepperdine, 3/13/04
 Career: 6 (three times)
- Aces**
 Season: 2 (twice) 2/26/04, 3/5/04
 Career: 5 vs UC San Diego, 2/9/01

#12 JONATHAN ALLEMAN 2004 Match-by-Match

Date	Opponent	GP	ATTACK			Pct	SET	SERVE		PASS	DEF	BLOCK			GEN	
			K	E	TA			SA	SE			RE	DIG	BS	BA	BE
Jan 09, 2004	@ Pepperdine Waves	3	10	4	21	.286	0	0	3	2	6	0	1	0	1.0	10.5
Jan 10, 2004	@ Pepperdine Waves	3	5	1	10	.400	1	0	3	2	1	0	0	0	0.0	5.0
Jan 16, 2004	No. 5 Cal State Northridge*	3	13	4	27	.333	5	0	1	0	1	0	1	0	1.0	13.5
Jan 17, 2004	No. 5 Cal State Northridge*	5	16	7	35	.257	1	0	2	1	5	0	5	1	5.0	18.5
Jan 23, 2004	@ No. 12 Ohio State	3	4	3	20	.050	0	0	0	4	5	0	0	0	0.0	4.0
Jan 24, 2004	@ No. 12 Ohio State	4	16	2	31	.452	2	0	1	1	7	0	2	0	2.0	17.0
Jan 28, 2004	@ No. 2 Long Beach State*	5	17	7	32	.312	3	1	1	0	7	0	5	0	5.0	20.5
Jan 30, 2004	@ No. 2 Long Beach State*	5	20	6	44	.318	2	0	3	3	11	1	4	2	5.0	23.0
Feb 6, 2004	No. 12 Pacific*	3	16	2	21	.667	3	0	2	1	7	1	2	0	3.0	18.0
Feb 7, 2004	No. 12 Pacific*	3	11	2	16	.562	0	0	2	0	5	0	1	0	1.0	11.5
Feb 20, 2004	No. 11 Stanford*	3	8	4	21	.190	2	0	1	0	5	0	1	0	1.0	8.5
Feb 21, 2004	No. 11 Stanford*	3	17	4	30	.433	3	0	5	1	4	0	1	1	1.0	17.5
Feb 26, 2004	@ No. 9 UC Irvine*	4	11	2	17	.529	1	2	6	3	4	1	2	0	3.0	15.0
Feb 28, 2004	@ No. 9 UC Irvine*	4	13	6	28	.250	0	0	6	3	6	0	2	1	2.0	14.0
Mar 5, 2004	No. 6 UC Santa Barbara*	3	12	5	20	.350	1	2	2	1	6	0	1	0	1.0	14.5
Mar 6, 2004	No. 6 UC Santa Barbara*	3	9	6	19	.158	1	1	2	0	5	0	0	0	0.0	10.0
Mar 12, 2004	No. 5 Pepperdine*	4	10	6	25	.160	1	0	1	0	9	1	5	0	6.0	13.5
Mar 13, 2004	No. 5 Pepperdine*	4	13	4	24	.375	1	0	3	2	6	2	2	1	4.0	16.0
Mar 18, 2004	@ No. 5 Hawai'i*	4	13	8	24	.208	1	0	1	0	6	0	2	0	2.0	14.0
Mar 20, 2004	@ No. 5 Hawai'i*	5	13	6	31	.226	1	1	2	0	11	1	4	2	5.0	17.0
Mar 26, 2004	Lewis															
Mar 27, 2004	George Mason															
Apr 2, 2004	@ UC San Diego*															
Apr 3, 2004	@ UC San Diego*															
Apr 8, 2004	@ UCLA*															
Apr 9, 2004	@ UCLA*															
Apr 15, 2004	USC*															
Apr 17, 2004	USC*															
Totals		74	247	89	496	.319	29	7	47	24	117	7	41	8	48.0	281.5

Rob Neilson • 6-3 • Soph. • Setter • Pacific Palisades, Calif.

- Neilson is BYU's back-up setter to Moreno
- Recorded his career-high 41 assists against Ohio State this season
- Rotates in as a serving specialist
- Has played in 58 games this year

Season Averages

Games played: 58
 Kills per game: 0.09
 Assists per game: 0.72
 Aces per game: 0.02
 Digs per game: 0.33
 Blocks per game: 0.03
 Points per game: 0.12



Season and Career Highs

- Kills**
 Season: 5 at Ohio State, 1/23/04
 Career: 5 at Ohio State, 1/23/04
- Attempts**
 Season: 7 at Ohio State, 1/23/04
 Career: 7 at Ohio State, 1/23/04
- Hitting Percentage**
 Season: .571 at Ohio State, 1/23/04
 Career: .571 at Ohio State, 1/23/04
- Assists**
 Season: 41 at Ohio State, 1/23/04
 Career: 41 at Ohio State, 1/23/04
- Digs**
 Season: 6 at Ohio State, 1/23/04
 Career: 6 at Ohio State, 1/23/04
- Block Solo**
 Season: 0
 Career: 0
- Block Assist**
 Season: 2 at Ohio State, 1/23/04
 Career: 2 at Ohio State, 1/23/04
- Total Blocks**
 Season: 2 at Ohio State, 1/23/04
 Career: 2 at Ohio State, 1/23/04
- Aces**
 Season: 0
 Career: 0

#14 ROB NEILSON 2004 Match-by-Match

Date	Opponent	GP	ATTACK			Pct	SET	SERVE		PASS	DEF	BLOCK			GEN		
			K	E	TA			SA	SE			RE	DIG	BS	BA	BE	Total
Jan 10, 2004	@ Pepperdine Waves	1	0	0	0	.000	0	0	0	0	0	0	0	0	0.0	0.0	
Jan 16, 2004	No. 5 Cal State Northridge*	3	0	0	0	.000	0	0	1	2	0	0	0	0	0.0	0.0	
Jan 17, 2004	No. 5 Cal State Northridge*	4	0	0	0	.000	0	0	0	0	0	0	0	0	0.0	0.0	
Jan 23, 2004	@ No. 12 Ohio State	3	5	1	7	.571	41	0	2	0	6	0	2	2	2.0	6.0	.375
Jan 24, 2004	@ No. 12 Ohio State	3	0	0	0	.000	0	0	1	0	1	0	0	0	0.0	0.0	
Jan 28, 2004	@ No. 2 Long Beach State*	5	0	0	0	.000	0	0	0	1	0	0	0	0	0.0	0.0	
Jan 30, 2004	@ No. 2 Long Beach State*	3	0	0	0	.000	0	0	0	0	0	0	0	0	0.0	0.0	
Feb 6, 2004	No. 12 Pacific*	2	0	0	0	.000	0	0	0	2	0	0	0	0	0.0	0.0	
Feb 7, 2004	No. 12 Pacific*	2	0	0	0	.000	0	0	2	0	0	0	0	0	0.0	0.0	
Feb 20, 2004	No. 11 Stanford*	2	0	0	0	.000	0	0	0	2	0	0	0	0	0.0	0.0	
Feb 21, 2004	No. 11 Stanford*	3	0	0	0	.000	0	0	0	0	0	0	0	0	0.0	0.0	
Feb 26, 2004	@ No. 9 UC Irvine*	4	0	0	0	.000	1	0	1	0	2	0	0	0	0.0	0.0	
Feb 28, 2004	@ No. 9 UC Irvine*	4	0	0	0	.000	0	0	1	0	3	0	0	0	0.0	0.0	
Mar 5, 2004	No. 6 UC Santa Barbara*	3	0	0	0	.000	0	0	1	0	0	0	0	0	0.0	0.0	
Mar 6, 2004	No. 6 UC Santa Barbara*	2	0	0	0	.000	0	0	0	0	0	0	0	0	0.0	0.0	
Mar 12, 2004	Pepperdine*	3	0	0	0	.000	0	0	0	0	0	0	0	0	0.0	0.0	
Mar 13, 2004	Pepperdine*	3	0	0	0	.000	0	0	0	0	0	0	0	0	0.0	0.0	
Mar 18, 2004	@ Hawai'i*	4	0	0	0	.000	0	0	0	0	0	0	0	0	0.0	0.0	
Mar 20, 2004	@ Hawai'i*	4	0	0	0	.000	0	1	0	0	0	0	0	0	0.0	0.0	
Mar 26, 2004	Lewis																
Mar 27, 2004	George Mason																
Apr 2, 2004	@ UC San Diego*																
Apr 3, 2004	@ UC San Diego*																
Apr 8, 2004	@ UCLA*																
Apr 9, 2004	@ UCLA*																
Apr 15, 2004	USC*																
Apr 17, 2004	USC*																
Totals		58	5	1	7	.571	42	1	9	0	19	0	2	2	2.0	7.0	

Shawn Olmstead • 6-2 • Senior • LIB • Carpinteria, Calif.

- Olmstead returns for the 2004 season as the lone libero
- Member of the 2001 National Championship team
- Recorded his season-high 11digs against Stanford, 2/20/04
- Leads BYU in digs, with 132 on the season and 1.78 digs per game
- Has played in all 74 games this year

Season Averages

Games played: 74
 Kills per game: 0.00
 Assists per game: 0.26
 Aces per game: 0.00
 Digs per game: 1.78
 Blocks per game: 0.00
 Points per game: 0.00



Season and Career Highs

- Assists**
 Season: 2 (three times)
 Career: 3 (twice), 1/31/03, 2/7/03
- Digs**
 Season: 11 vs Stanford, 2/20/04
 Career: 12 at Pacific, 1/21/03
- Block Solo**
 Season: 0
 Career: 0
- Block Assist**
 Season: 0
 Career: 0
- Total Blocks**
 Season: 0
 Career: 0
- Aces**
 Season: 0
 Career: 0

#15 SHAWN OLMSTEAD 2004 Match-by-Match

Date	Opponent	GP	ATTACK					SET	SERVE			PASS DEF			BLOCK			GEN	
			K	E	TA	Pct	A		SA	SE	RE	DIG	BS	BA	BE	Total	Points		
Jan 09, 2004	@ Pepperdine Waves	3	0	0	0	1	.000	1	0	0	2	5	0	0	0	0	0	0.0	0.0
Jan 10, 2004	@ Pepperdine Waves	3	0	0	1	.000	0	0	0	1	4	0	0	0	0	0	0.0	0.0	
Jan 16, 2004	No. 5 Cal State Northridge*	3	0	0	0	.000	1	0	0	1	6	0	0	0	0	0	0.0	0.0	
Jan 17, 2004	No. 5 Cal State Northridge*	5	0	0	0	.000	2	0	0	0	7	0	0	0	0	0	0.0	0.0	
Jan 23, 2004	@ No. 12 Ohio State	3	0	0	0	.000	1	0	0	3	6	0	0	0	0	0	0.0	0.0	
Jan 24, 2004	@ No. 12 Ohio State	4	0	0	0	.000	1	0	0	0	9	0	0	0	0	0	0.0	0.0	
Jan 28, 2004	@ No. 2 Long Beach State*	5	0	0	0	.000	1	0	0	4	7	0	0	0	0	0	0.0	0.0	
Jan 30, 2004	@ No. 2 Long Beach State*	5	0	0	0	.000	1	0	0	2	10	0	0	0	0	0	0.0	0.0	
Feb 6, 2004	No. 12 Pacific*	3	0	0	0	.000	1	0	0	0	1	0	0	0	0	0	0.0	0.0	
Feb 7, 2004	No. 12 Pacific*	3	0	0	0	.000	2	0	0	0	3	0	0	0	0	0	0.0	0.0	
Feb 20, 2004	No. 11 Stanford*	3	0	0	0	.000	1	0	0	0	11	0	0	0	0	0	0.0	0.0	
Feb 21, 2004	No. 11 Stanford*	3	0	0	0	.000	1	0	0	2	8	0	0	0	0	0	0.0	0.0	
Feb 26, 2004	@ No. 9 UC Irvine*	4	0	0	0	.000	2	0	0	1	8	0	0	0	0	0	0.0	0.0	
Feb 28, 2004	@ No. 9 UC Irvine*	4	0	0	0	.000	0	0	0	0	8	0	0	0	0	0	0.0	0.0	
Mar 5, 2004	No. 6 UC Santa Barbara*	3	0	0	0	.000	0	0	0	1	4	0	0	0	0	0	0.0	0.0	
Mar 6, 2004	No. 6 UC Santa Barbara*	3	0	0	0	.000	1	0	0	0	5	0	0	0	0	0	0.0	0.0	
Mar 12, 2004	No. 5 Pepperdine*	4	0	1	1	-1.00	0	0	0	1	6	0	0	0	0	0	0.0	0.0	
Mar 13, 2004	No. 5 Pepperdine*	4	0	0	0	.000	1	0	0	2	10	0	0	0	0	0	0.0	0.0	
Mar 18, 2004	@ No. 5 Hawai'i*	4	0	0	0	.000	1	0	0	0	9	0	0	0	0	0	0.0	0.0	
Mar 20, 2004	@ No. 5 Hawai'i*	5	0	0	0	.000	1	0	0	1	5	0	0	0	0	0	0.0	0.0	
Mar 26, 2004	Lewis																		
Mar 27, 2004	George Mason																		
Apr 2, 2004	@ UC San Diego*																		
Apr 3, 2004	@ UC San Diego*																		
Apr 8, 2004	@ UCLA*																		
Apr 9, 2004	@ UCLA*																		
Apr 15, 2004	USC*																		
Apr 17, 2004	USC*																		
Totals		74	0	1	2	-.500	19	0	0	21	132	0	0	0	0	0	0.0	0.0	

Fernando Pessoa • 6-4 • Senior • OH • Rio de Janeiro, Brazil

- Pessoa has switched positions from libero to outside hitter this season
- Member of the 2001 National Championship team
- Recorded his career-high 24 kills against Pepperdine and his best .700 percentage against Stanford.
- Leads BYU in kills with 4.15 per game, 299 kills for the season
- Second on BYU in digs, with 101 on the season and 1.60 digs per game
- Two-time AVCA National Player of the Week (Feb. 24) (Jan. 19)
- Two-time MPSF Player of the Week (Feb. 24) (Feb. 2)

Season Averages

Games played: 72
 Kills per game: 4.15
 Assists per game: 0.35
 Aces per game: 0.15
 Digs per game: 1.61
 Blocks per game: 0.61
 Points per game: 4.63



Season and Career Highs

- Kills**
 Season: 24 vs Pepperdine, 3/13/04
 Career: 24 vs Pepperdine, 3/13/04
- Attempts**
 Season: 45 at Long Beach, 1/30/04
 Career: 45 at Long Beach, 1/30/04
- Hitting Percentage**
 Season: .700 vs Stanford, 2/20/04
 Career: .700 vs Stanford, 2/20/04
- Assists**
 Season: 4 vs CS Northridge, 1/17/04
 Career: 5 at UCLA, 2/23/02
- Digs**
 Season: 12 vs Pepperdine, 3/13/04
 Career: 16 at UCLA, 2/23/02
- Block Solo**
 Season: 2 at Long Beach, 1/28/04
 Career: 2 at Long Beach, 1/28/04
- Block Assist**
 Season: 5 vs Pepperdine, 3/13/04
 Career: 5 vs Pepperdine, 3/13/04
- Total Blocks**
 Season: 5 vs Pepperdine, 3/13/04
 Career: 5 vs Pepperdine, 3/13/04
- Aces**
 Season: 2 (three times)
 Career: 2 (three times)

#17 FERNANDO PESSOA 2004 Match-by-Match


Date	Opponent	GP	ATTACK					SET	SERVE			PASS DEF			BLOCK			GEN	
			K	E	TA	Pct	A		SA	SE	RE	DIG	BS	BA	BE	Total	Points		
Jan 09, 2004	@ Pepperdine Waves	3	5	5	13	.000	0	1	2	0	3	0	0	0	0	0	0.0	6.0	
Jan 10, 2004	@ Pepperdine Waves	2	2	5	9	-.333	0	1	1	1	3	0	0	0	0	0	0.0	3.0	
Jan 16, 2004	No. 5 Cal State Northridge*	3	11	4	21	.333	3	0	5	0	8	0	4	1	4.0	13.0			
Jan 17, 2004	No. 5 Cal State Northridge*	5	18	4	28	.500	4	0	3	2	10	0	4	0	4.0	20.0			
Jan 23, 2004	@ No. 12 Ohio State	3	19	4	33	.455	2	0	4	0	1	0	2	0	2.0	20.0			
Jan 24, 2004	@ No. 12 Ohio State	3	15	3	26	.462	0	1	2	0	3	1	2	0	3.0	18.0			
Jan 28, 2004	@ No. 2 Long Beach State*	5	20	8	39	.308	1	2	7	2	9	2	2	0	4.0	25.0			
Jan 30, 2004	@ No. 2 Long Beach State*	5	22	8	45	.311	1	0	4	0	8	0	3	0	3.0	23.5			
Feb 6, 2004	No. 12 Pacific*	3	12	5	20	.350	1	2	3	1	5	0	2	0	2.0	15.0			
Feb 7, 2004	No. 12 Pacific*	3	8	4	13	.308	0	0	3	0	3	0	0	2	0.0	8.0			
Feb 20, 2004	No. 11 Stanford*	3	16	2	20	.700	0	2	5	0	7	0	3	1	3.0	18.5			
Feb 21, 2004	No. 11 Stanford*	3	20	2	27	.667	1	0	2	0	7	0	0	0	0.0	20.0			
Feb 26, 2004	@ No. 9 UC Irvine*	4	19	12	37	.189	1	0	2	0	4	0	3	3	3.0	20.5			
Feb 28, 2004	@ No. 9 UC Irvine*	4	11	4	27	.259	0	3	5	0	1	0	1	0	1.0	14.5			
Mar 5, 2004	No. 6 UC Santa Barbara*	3	12	6	23	.261	1	0	2	2	5	0	4	1	4.0	14.0			
Mar 6, 2004	No. 6 UC Santa Barbara*	3	14	6	24	.333	1	0	3	1	6	0	2	2	2.0	15.0			
Mar 12, 2004	No. 5 Pepperdine*	4	16	6	29	.345	1	0	3	1	6	0	5	0	5.0	18.5			
Mar 13, 2004	No. 5 Pepperdine*	4	24	7	37	.459	1	0	4	0	12	0	1	0	1.0	24.5			
Mar 18, 2004	@ No. 5 Hawai'i*	4	18	4	25	.560	2	0	3	0	9	0	1	1	1.0	18.5			
Mar 20, 2004	@ No. 5 Hawai'i*	5	17	9	31	.258	3	0	4	0	6	0	2	1	2.0	18.0			
Mar 26, 2004	Lewis																		
Mar 27, 2004	George Mason																		
Apr 2, 2004	@ UC San Diego*																		
Apr 3, 2004	@ UC San Diego*																		
Apr 8, 2004	@ UCLA*																		
Apr 9, 2004	@ UCLA*																		
Apr 15, 2004	USC*																		
Apr 17, 2004	USC*																		
Totals		72	299	108	527	.362	25	11	65	10	116	3	41	12	44.0	333.5			

Victor Batista • 6-6 • Soph. • MB • Tamayo, Dominican Rep.

- Joined the team in January
- Hit two solid matches against Long Beach, 18 kills each
- Ranked 7th in MPSF play for hitting percentage, .471
- Leads the team with 75 total blocks and ranks second at BYU in blocking with 1.14 per game
- Hit a career-high and team-high .783 percentage against Pepperdine (18-0-23)

Season Averages

Games played: 66
 Kills per game: 2.50
 Assists per game: 0.09
 Aces per game: 0.21
 Digs per game: 0.50
 Blocks per game: 1.14
 Points per game: 3.34



Season and Career Highs

- Kills**
 Season: 18 (three times)
 Career: 18 (three times)
- Attempts**
 Season: 36 at Long Beach, 1/30/04
 Career: 36 at Long Beach, 1/30/04
- Hitting Percentage**
 Season: .783 vs Pepperdine, 3/13/04
 Career: .783 vs Pepperdine, 3/13/04
- Assists**
 Season: 3 at Ohio State, 1/24/04
 Career: 3 at Ohio State, 1/24/04
- Digs**
 Season: 5 at Long Beach, 1/30/04
 Career: 5 at Long Beach, 1/30/04
- Block Solo**
 Season: 2 twice, 1/24/04, 1/30/04
 Career: 2 twice, 1/24/04, 1/30/04
- Block Assist**
 Season: 7 (twice) 3/20/04, 1/24/04
 Career: 7 (twice) 3/20/04, 1/24/04
- Total Blocks**
 Season: 9 at Ohio State, 1/24/04
 Career: 9 at Ohio State, 1/24/04
- Aces**
 Season: 3 vs Pacific, 2/6/04
 Career: 3 vs Pacific, 2/6/04

18 VICTOR BATISTA 2003 Match-by-Match

Date	Opponent	GP	ATTACK			SET	SERVE			PASS	DEF	BLOCK			GEN	
			K	E	TA		Pct	A	SA			SE	RE	DIG	BS	BA
Jan 10, 2004	@ Pepperdine Waves	1	3	2	7	.143	0	0	3	1	1	0	0	1	0.0	3.0
Jan 17, 2004	No. 5 Cal State Northridge*	5	6	0	7	.857	0	1	2	0	2	0	6	1	6.0	10.0
Jan 23, 2004	@ No. 12 Ohio State*	3	9	0	14	.643	0	1	3	0	1	1	2	1	3.0	12.0
Jan 24, 2004	@ No. 12 Ohio State*	4	9	2	20	.350	3	1	5	0	2	2	7	1	9.0	15.5
Jan 28, 2004	@ No. 2 Long Beach*	5	18	3	26	.577	0	1	6	0	2	0	5	1	5.0	21.5
Jan 30, 2004	@ No. Long Beach*	5	18	3	36	.417	0	1	4	0	5	2	6	0	8.0	24.0
Feb 6, 2004	No. 12 Pacific*	3	6	2	9	.444	1	3	4	0	1	0	3	1	3.0	10.5
Feb 7, 2004	No. 12 Pacific*	3	8	3	12	.417	1	0	1	0	3	0	1	1	1.0	8.5
Feb 20, 2004	No. 11 Stanford*	3	7	1	12	.500	0	2	5	0	0	1	5	2	6.0	12.5
Feb 21, 2004	No. 11 Stanford*	3	6	5	19	.053	0	1	4	0	3	1	0	2	1.0	8.0
Feb 26, 2004	@ No. 9 UC Irvine*	4	7	1	14	.429	1	0	6	0	2	1	5	1	6.0	10.5
Feb 28, 2004	@ No. 9 UC Irvine*	4	12	1	16	.688	0	1	6	0	1	0	4	1	4.0	15.0
Mar 5, 2004	No. 6 UC Santa Barbara*	3	6	1	10	.500	0	0	4	0	1	0	3	1	3.0	7.5
Mar 6, 2004	No. 6 UC Santa Barbara*	3	9	1	11	.727	0	0	4	0	1	0	3	2	3.0	10.5
Mar 12, 2004	No. 5 Pepperdine*	4	18	0	23	.783	0	1	4	0	4	0	5	0	5.0	21.5
Mar 13, 2004	No. 5 Pepperdine*	4	9	2	14	.500	0	0	5	0	1	0	2	2	2.0	10.0
Mar 18, 2004	@ No. 5 Hawai'i*	4	7	4	15	.200	0	0	2	0	1	0	3	1	3.0	8.5
Mar 20, 2004	@ No. 5 Hawai'i*	5	7	3	13	.308	0	1	7	0	2	0	7	4	7.0	11.5
Mar 26, 2004	Lewis															
Mar 27, 2004	George Mason															
Apr 2, 2004	@ UC San Diego*															
Apr 3, 2004	@ UC San Diego*															
Apr 8, 2004	@ UCLA*															
Apr 9, 2004	@ UCLA*															
Apr 15, 2004	USC*															
Apr 17, 2004	USC*															
Totals		66	165	34	278	.471	6	14	75	1	33	8	67	23	75.0	220.5

Aaron Ferre • 6-8 • Freshman • MB • Sandy, Utah

- First year with the Cougars, rotated in as middle at the beginning of the season
- Recorded 3 kills against Cal State Northridge at home, Jan. 16
- Came in after Chris Gorny sprained his ankle against Stanford (Feb. 20)
- Tied his career-high 10 kills against UC Irvine (Feb.26), with a blistering .909 hitting percentage and four blocks

Season Averages

Games played: 24
 Kills per game: 1.25
 Assists per game: 0.08
 Aces per game: 0.08
 Digs per game: 0.42
 Blocks per game: 0.54
 Points per game: 1.62



Season and Career Highs

- Kills**
 Season: 10 vs Stanford, 2/21/04
 Career: 10 vs Stanford, 2/21/04
- Attempts**
 Season: 15 vs Stanford, 2/21/04
 Career: 15 vs Stanford, 2/21/04
- Hitting Percentage**
 Season: .909 at UC Irvine, 2/28/04
 Career: .909 at UC Irvine, 2/28/04
- Assists**
 Season: 1 twice 1/16/04, 2/26/04
 Career: 1 twice 1/16/04, 2/26/04
- Digs**
 Season: 4 at UC Irvine, 2/26/04
 Career: 4 at UC Irvine, 2/26/04
- Block Solo**
 Season: 1 vs Stanford, 1/21/04
 Career: 1 vs Stanford, 1/21/04
- Block Assist**
 Season: 4 at UC Irvine, 2/26/04
 Career: 4 at UC Irvine, 2/26/04
- Total Blocks**
 Season: 4 at UC Irvine, 2/26/04
 Career: 4 at UC Irvine, 2/26/04
- Aces**
 Season: 1 twice, 1/9/04, 2/26/04
 Career: 1 twice, 1/9/04, 2/26/04

#6 AARON FERRE 2004 Match-by-Match


Date	Opponent	GP	ATTACK			SET	SERVE			PASS	DEF	BLOCK			GEN	
			K	E	TA		Pct	A	SA			SE	RE	DIG	BS	BA
Jan 09, 2004	@ Pepperdine Waves	3	2	1	5	.200	0	1	3	0	2	0	1	0	1.0	3.5
Jan 10, 2004	@ Pepperdine Waves	2	1	1	3	.000	0	0	0	1	0	0	0	0	0.0	1.0
Jan 16, 2004	No. 5 Cal State Northridge*	3	3	3	9	.000	1	0	4	0	3	0	3	0	3.0	4.5
Jan 17, 2004	No. 5 Cal State Northridge*	2	0	2	2	-1.00	0	0	2	0	1	0	1	0	1.0	0.5
Jan 23, 2004	@ No. 12 Ohio State	1	0	0	0	.000	0	0	0	0	0	0	0	0	0.0	0.0
Jan 24, 2004	@ No. 12 Ohio State	1	0	0	0	.000	0	0	0	0	0	0	0	0	0.0	0.0
Feb 20, 2004	No. 11 Stanford*	2	4	2	6	.333	0	0	0	0	0	0	1	0	1.0	4.5
Feb 21, 2004	No. 11 Stanford*	3	10	1	15	.600	0	0	1	0	0	1	2	0	3.0	12.0
Feb 26, 2004	@ No. 9 UC Irvine*	4	10	0	11	.909	1	1	3	0	4	0	4	0	4.0	13.0
Feb 28, 2004	@ No. 9 UC Irvine*	1	0	0	0	.000	0	0	0	0	0	0	0	0	0.0	0.0
Mar 12, 2004	No. 5 Pepperdine*															
Mar 13, 2004	No. 5 Pepperdine*	2	0	0	0	.000	0	0	0	0	0	0	0	0	0.0	0.0
Mar 18, 2004	@ No. 5 Hawai'i*															
Mar 20, 2004	@ No. 5 Hawai'i*															
Mar 26, 2004	Lewis															
Mar 27, 2004	George Mason															
Apr 2, 2004	@ UC San Diego*															
Apr 3, 2004	@ UC San Diego*															
Apr 8, 2004	@ UCLA*															
Apr 9, 2004	@ UCLA*															
Apr 15, 2004	USC*															
Apr 17, 2004	USC*															
Totals		24	30	10	51	.392	2	2	13	1	10	1	12	0	13.0	39.0

Taylor Evans • 6-2 • Soph. • OPP/OH • Alamo, Calif.

- First year to play with the Cougars, sat out last season because of shoulder surgery
- Hit a person-best six kills against Cal State Northridge
- Rotates in behind Joe Hillman

Season Averages

Games played: 25
 Kills per game: 0.72
 Assists per game: 0.08
 Aces per game: 0.08
 Digs per game: 0.40
 Blocks per game: 0.16
 Points per game: 0.90



#20 TAYLOR EVANS 2004 Match-by-Match

Date	Opponent	GP	K	E	ATTACK		SET		SERVE		PASS	DEF	BLOCK			GEN	Total	Points
					TA	Pct	A	SA	SE	RE			BS	BA	BE			
Jan 09, 2004	@ Pepperdine Waves	2	3	2	8	.125	0	1	1	0	2	1	1	0	2.0	5.5		
Jan 17, 2004	No. 5 Cal State Northridge*	4	6	5	14	.071	1	0	0	0	2	0	1	0	1.0	6.5		
Jan 23, 2004	@ No. 12 Ohio State	2	0	0	0	.000	0	0	1	0	2	0	0	0	0.0	0.0		
Jan 24, 2004	@ No. 12 Ohio State	1	0	2	2	-1.000	0	0	0	0	1	0	0	0	0.0	0.0		
Jan 28, 2004	@ No. 2 Long Beach State*	1	0	0	0	.000	0	0	0	0	0	0	0	0	0.0	0.0		
Jan 30, 2004	@ No. 2 Long Beach State*	3	4	2	9	.222	1	0	0	0	2	0	1	0	1.0	4.5		
Feb 6, 2004	No. 12 Pacific*	2	0	1	2	-.500	0	0	0	0	1	0	0	0	0.0	0.0		
Feb 7, 2004	No. 12 Pacific*	3	4	2	7	.286	0	0	1	0	0	0	0	0	0.0	4.0		
Feb 21, 2004	No. 11 Stanford*	2	0	0	0	.000	0	0	1	0	0	0	0	0	0.0	0.0		
Feb 28, 2004	@ No. 9 UC Irvine*	1	0	0	0	.000	0	0	1	0	0	0	0	0	0.0	0.0		
Mar 5, 2004	UC Santa Barbara*	1	0	0	1	.000	0	1	0	0	0	0	0	0	0.0	0.0		
Mar 12, 2004	No. 5 Pepperdine*	1	1	0	1	1.000	0	0	0	0	0	0	0	0	0.0	0.0		
Mar 13, 2004	No. 5 Pepperdine*																	
Mar 18, 2004	@ No. 5 Hawai'i*																	
Mar 20, 2004	@ No. 5 Hawai'i*	2	0	0	0	.000	0	0	1	0	0	0	0	0	0.0	0.0		
Mar 26, 2004	Lewis																	
Mar 27, 2004	George Mason																	
Apr 2, 2004	@ UC San Diego*																	
Apr 3, 2004	@ UC San Diego*																	
Apr 8, 2004	@ UCLA*																	
Apr 9, 2004	@ UCLA*																	
Apr 15, 2004	USC*																	
Apr 17, 2004	USC*																	
Totals		25	18	14	44	.091	2	2	6	0	10	1	3	0	4.0	22.5		

Season and Career Highs


- Kills**
 Season: 6 vs CS Northridge, 1/17/04
 Career: 6 vs CS Northridge, 1/17/04
- Attempts**
 Season: 14 vs CS Northridge, 1/17/04
 Career: 14 vs CS Northridge, 1/17/04
- Hitting Percentage**
 Season: .286 vs Pacific, 2/7/04
 Career: .286 vs Pacific, 2/7/04
- Assists**
 Season: 1 twice
 Career: 1 twice
- Digs**
 Season: 2 (four times)
 Career: 2 (four times)
- Block Solo**
 Season: 1 at Pepperdine, 1/9/04
 Career: 1 at Pepperdine, 1/9/04
- Block Assist**
 Season: 1 (three times)
 Career: 1 (three times)
- Total Blocks**
 Season: 2 at Pepperdine, 1/9/04
 Career: 2 at Pepperdine, 1/9/04
- Aces**
 Season: 1 twice
 Career: 1 twice

Dave Hyte • 6-8 • Sr. • MB • Las Vegas, Nev.

- Has missed matches this season due to injury
- Hit a person-best 12 kills against Penn State last season
- Rotates in middle position

Season Averages

Games played: 8
 Kills per game: 0.62
 Assists per game: 0.00
 Aces per game: 0.00
 Digs per game: 0.00
 Blocks per game: 0.12
 Points per game: 0.69



#8 DAVE HYTE 2004 Match-by-Match

Date	Opponent	GP	K	E	ATTACK		SET	SERVE		PASS	DEF	BLOCK			GEN	Total	Points
					TA	Pct		A	SA			SE	RE	DIG			
Jan 9, 2004	@ Pepperdine	1	1	0	3	.333	0	0	0	0	0	0	0	0	0.0	1.0	
Jan 10, 2004	@ Pepperdine	3	3	0	3	1.000	0	0	0	0	0	0	1	0	1.0	3.5	
Feb 6, 2004	No. 12 Pacific*	1	1	0	1	1.000	0	0	0	0	0	0	0	0	1.0	1.0	
Feb 7, 2004	No. 11 Stanford*	2	0	0	0	.000	0	0	0	0	0	0	0	0	0.0	0.0	
Feb 21, 2004	No. 11 Stanford*	1	0	0	0	.000	0	0	0	0	0	0	0	0	0.0	0.0	
Feb 26, 2004	@ No. 9 UC Irvine*																
Feb 28, 2004	@ No. 9 UC Irvine*																
Mar 5, 2004	UC Santa Barbara*																
Mar 6, 2004	UC Santa Barbara*																
Mar 12, 2004	Pepperdine*																
Mar 13, 2004	Pepperdine*																
Mar 18, 2004	@ Hawai'i*																
Mar 20, 2004	@ Hawai'i*																
Mar 26, 2004	Lewis																
Mar 27, 2004	George Mason																
Apr 2, 2004	@ UC San Diego*																
Apr 3, 2004	@ UC San Diego*																
Apr 8, 2004	@ UCLA*																
Apr 9, 2004	@ UCLA*																
Apr 15, 2004	USC*																
Apr 17, 2004	USC*																
Totals		8	5	0	7	.714	0	0	0	0	0	0	1	0	1.0	5.5	

Season and Career Highs

- Kills**
 Season: 3 at Pepperdine, 1/10/04
 Career: 12 vs Penn State, 3/8/03
- Attempts**
 Season: 3 (twice)
 Career: 16 (twice), 3/8/03, 3/14/03
- Hitting Percentage**
 Season: 0
 Career: .750 vs Penn State, 3/8/03
- Assists**
 Season: 0
 Career: 1 vs UC Irvine, 3/14/03
- Digs**
 Season: 0
 Career: 4 at CS Northridge, 3/22/03
- Block Solo**
 Season: 0
 Career: 1 Penn State 3/7/03
- Block Assist**
 Season: 1 at Pepperdine, 1/10/04
 Career: 5 (twice)
- Total Blocks**
 Season: 1 at Pepperdine, 1/10/04
 Career: 5 (twice)
- Aces**
 Season: 0
 Career: 1 (three times)

Steffin Rangel • 6-5 • Soph. • OH • Huntington Beach, Calif.

- Second year with the Cougars, outside hitter reserve
- Recorded his best 5 kills against Concordia last year

Season Averages

Games played: 12
 Kills per game: 0.33
 Assists per game: 0.00
 Aces per game: 0.00
 Digs per game: 0.25
 Blocks per game: 0.08
 Points per game: 0.38



Season and Career Highs

Kills

Season: 2 at Ohio State, 1/24/04
 Career: 5 vs Concordia, 3/5/03

Attempts

Season: 6 at Ohio State, 1/24/04
 Career: 9 vs Concordia, 3/5/03

Hitting Percentage

Season: .000
 Career: .333 vs Concordia, 3/5/03

Assists

Season: 0
 Career: 0

Digs

Season: 2 (twice)
 Career: 2 (twice)

Block Solo

Season: 0
 Career: 0

Block Assist

Season: 1 at Ohio State, 1/24/04
 Career: 1 at Ohio State, 1/24/04

Total Blocks

Season: 1 at Ohio State, 1/24/04
 Career: 1 at Ohio State, 1/24/04

Aces

Season: 0
 Career: 1 vs Concordia, 3/5/03

#2 Steffin Rangel 2004 Match-by-Match


Date	Opponent	GP	K	E	ATTACK		SET SERVE			PASS DEF			BLOCK			GEN	
					TA	Pct	A	SA	SE	RE	DIG	BS	BA	BE	Total	Points	
Jan 09, 2004	@ Pepperdine Waves	2	0	1	2	-.500	0	0	1	0	1	0	0	0	0	0.0	0.0
Jan 10, 2004	@ Pepperdine Waves	1	0	1	2	-.500	0	0	0	0	0	0	0	0	0	0.0	0.0
Jan 16, 2004	Cal State Northridge*	2	0	0	0	.000	0	0	1	0	0	0	0	0	0	0.0	0.0
Jan 23, 2004	@ Ohio State	1	0	0	0	.000	0	0	1	0	2	0	1	0	1.0	0.5	
Jan 24, 2004	@ Ohio State	1	2	2	6	.000	0	0	1	0	2	0	0	0	0.0	2.0	
Feb 6, 2004	Pacific*	1	2	1	3	.333	0	0	0	0	0	0	0	0	0.0	2.0	
Feb 7, 2004	Pacific*	2	0	0	0	.000	0	0	0	0	0	0	0	0	0.0	0.0	
Feb 26, 2004	@ UC Irvine*	1	0	0	1	.000	0	0	0	0	0	0	0	0	0.0	0.0	
Mar 5, 2004	UC Santa Barbara*	1	0	0	0	.000	0	0	0	0	0	0	0	0	0.0	0.0	
Mar 6, 2004	UC Santa Barbara*																
Mar 12, 2004	Pepperdine*																
Mar 13, 2004	Pepperdine*																
Mar 18, 2004	@ Hawai'i*																
Mar 20, 2004	@ Hawai'i*																
Mar 26, 2004	Lewis																
Mar 27, 2004	George Mason																
Apr 2, 2004	@ UC San Diego*																
Apr 3, 2004	@ UC San Diego*																
Apr 8, 2004	@ UCLA*																
Apr 9, 2004	@ UCLA*																
Apr 15, 2004	USC*																
Apr 17, 2004	USC*																
Totals		12	4	5	14	-.071	0	0	4	0	3	0	1	0	1.0	4.5	

Enoc Cardona • 6-6 • Freshman • OPP • Aguada, Puerto Rico

- Redshirt freshman, first year with the Cougars

Season Averages

Games played: 2
 Kills per game: 1.50
 Assists per game: 0.00
 Aces per game: 0.00
 Digs per game: 1.00
 Blocks per game: 0.00
 Points per game: 1.50



Season and Career Highs

Kills

Season: 2 at Pepperdine, 1/10/04
 Career: 2 at Pepperdine, 1/10/04

Attempts

Season: 6 at Pepperdine, 1/10/04
 Career: 6 at Pepperdine, 1/10/04

Hitting Percentage

Season: .250 at Pepperdine, 1/10/04
 Career: .250 at Pepperdine, 1/10/04

Assists

Season: 0
 Career: 0

Digs

Season: 2 at Pepperdine, 1/10/04
 Career: 2 at Pepperdine, 1/10/04

Block Solo

Season: 0
 Career: 0

Block Assist

Season: 0
 Career: 0

Total Blocks

Season: 0
 Career: 0

19 ENOC CARDONA 2004 Match-by-Match

Date	Opponent	GP	K	E	ATTACK		SET	SERVE		PASS	DEF	BLOCK			GEN		
					TA	Pct		A	SA			SE	RE	DIG	BS	BA	BE
Jan 10, 2004	at Pepperdine Waves	1	2	1	4	.250	0	0	0	1	2	0	0	0	0.0	2.0	
Jan 17, 2004	CAL STATE NORTHRIDGE	1	1	3	6	-.333	0	0	2	0	0	0	0	0	0.0	1.0	
Mar 5, 2004	UC Santa Barbara*																
Mar 6, 2004	UC Santa Barbara*																
Mar 12, 2004	Pepperdine*																
Mar 13, 2004	Pepperdine*																
Mar 18, 2004	Hawai'i*																
Mar 20, 2004	Hawai'i*																
Mar 26, 2004	Lewis																
Mar 27, 2004	George Mason																
Apr 2, 2004	UC San Diego*																
Apr 3, 2004	UC San Diego*																
Apr 8, 2004	UCLA*																
Apr 9, 2004	UCLA*																
Apr 15, 2004	USC*																
Apr 17, 2004	USC*																
Totals		2	3	4	10	-.100	0	0	2	1	2	0	0	0	0.0	3.0	