



# BRIGHAM YOUNG UNIVERSITY 2010 COUGAR FOOTBALL

BYU Athletic Communications • 30 SFH • Provo, UT • (801) 422-8948 • Fax: (801) 422-0633 • www.byucougars.com  
Football SID • Brett Pyne • brett\_pyne@byu.edu • (801) 367-1631 • Asst. Football SID • Jordan Christiansen • softball\_sid@byu.edu • (801) 717-5217

## 2010 SCHEDULE

DATE	OPPONENT	TIME/RESULT
Sept. 4	WASHINGTON	W, 23-17
Sept. 11	at Air Force	L, 35-14
Sept. 18	at Florida State	L, 34-10
Sept. 25	NEVADA	L, 27-13
Oct. 1	at Utah State	L, 31-16
Oct. 9	SAN DIEGO STATE	W, 24-21
Oct. 16	at No. 4/5 TCU	L, 31-3
Oct. 23	WYOMING	W, 25-20
Nov. 6	UNLV	W, 55-7
Nov. 13	at Colorado State	W, 49-10
Nov. 20	NEW MEXICO	W, 40-7
Nov. 27	at Utah	L, 17-16
Dec. 18	vs. UTEP	12 p.m. (MT)

## 2010 QUICK FACTS

Location:	Provo, Utah
Founded:	Oct. 15, 1875
Elevation:	4,553 feet
Enrollment:	33,278
Nickname:	Cougars
Mascot:	Cosmo
Colors:	Dark Blue and White
Stadium (capacity):	LaVell Edwards Stadium (63,725)
Surface:	Natural Grass
Conference:	Mountain West Conference
President:	Dr. Cecil O. Samuelson
Athletics Director:	Tom Holmoe
Head Coach:	Bronco Mendenhall (Oregon State, '88)
Seasons:	6
Career Record:	55-21 (.724)
Seasons at BYU:	6
Record at BYU:	55-21 (.724)
2009 Overall Record:	11-2
MWC Record:	7-1
Final Conference Finish:	2nd
First Year of Football:	1922
All-time Record:	511-381-26 (.571)
All-time Home Record:	278-129-6 (.680)
All-time Road Record:	211-232-19 (.477)
All-time Neutral Record:	23-20-1 (.534)
All-time MWC Record:	64-26 (.711)
All-time MWC Home Record:	33-12 (.733)
All-time MWC Road Record:	31-14 (.689)
Stadium Record:	205-64 (.762)
Stadium Record (since 1982 expansion):	136-42 (.764)
Stadium Record (since renaming in 2000):	45-16 (.738)
Conference Championships:	23
Bowl Game Appearances:	29
Last Bowl Appearance:	2010, New Mexico Bowl
Letterwinners Returning/Lost:	45/29
Offensive Letterwinners Returning/Lost:	20/13
Defensive Letterwinners Returning/Lost:	23/15
Starters Returning/Lost:	12/12
Offensive Starters Returning/Lost:	6/5
Defensive Starters Returning/Lost:	6/7



Tradition Spirit Honor



BYU  
VS.  
UTEP



University Stadium (39,244)  
Albuquerque, New Mexico  
Dec. 18, 2010  
12 p.m. MT ESPN

## GAME INFORMATION

KICKOFF:	12:00 p.m. (MT)
SITE:	University Stadium (37,457)--Albuquerque, N.M.
TELEVISION:	ESPN & ESPN HD (Bob Wischusen, Brian Griese, Jenn Brown)
RADIO:	KSL-Radio; 1160 AM and 102.7 FM (Greg Wrubell, Marc Lyons and Scott Johnson)
LIVE STATS:	www.BYUCougars.com
THE SERIES:	BYU leads, 28-7-1
LAST MEETING:	BYU won, 31-14 (Nov. 14, 1998)

## WHAT TO WATCH FOR

- BYU is making its sixth-straight bowl appearance, all under head coach Bronco Mendenhall. The Cougars are 3-2 during that span, and have won three of their last four, including a 44-20 win over No. 16 Oregon State last year in the Maaco Bowl Las Vegas.

- BYU head coach Bronco Mendenhall is the first BYU head coach to lead his team to a bowl game each of his first six seasons.

- BYU head coach Bronco Mendenhall returns to University Stadium where he coached from 1998-02 at the University of New Mexico as the defensive coordinator.

- The New Mexico Bowl marks the first time BYU and UTEP have played at a neutral site. The Cougars are 14-2 in Provo and 14-5-1 in El Paso overall.

- BYU quarterback Jake Heaps is the first freshman ever to start a bowl game for the Cougars in program history. The true freshman has had the best freshman quarterback season in BYU history, holding school freshman records in passing yards, pass attempts, pass completions, games started and games won. Heaps is also just three touchdown passes away from breaking Heisman Trophy winner Ty Detmer's school freshman record of 13 touchdown throws.



# 2010 COUGAR FOOTBALL OPPONENT NOTES

## MINERS' 2010 SCHEDULE

Date	Opponent	Result
9/4	Arkansas-Pine Bluff	W, 31-10
9/10	at Houston	L, 54-24
9/18	New Mexico State	W, 42-10
9/25	Memphis	W, 16-13
10/2	at New Mexico	W, 38-20
10/9	Rice	W, 44-24
10/16	at UAB	L, 21-6
10/23	Tulane	L, 34-24
11/30	at Marshall	L, 16-12
11/6	SMU	W, 28-14
11/13	at Arkansas	L, 58-21
11/20	at Tulsa	L, 31-28

## BYU VS. UTEP SERIES RECORD

Year	Result
11-22-46	14-13, W
10-15-48	20-34, L
10-24-64	13-13, T
11-3-66	53-33, W
10-21-67	17-47, L
10-26-68	25-31, L
10-25-69	30-7, W
9-26-70	0-17, L
10-30-71	16-0, W
10-14-72	21-14, W
12-2-73	63-0, W
10-19-74	45-21, W
11-22-75	10-20, L
11-6-76	40-27, W
11-26-77	68-19, W
10-21-78	44-0, W
9-29-79	31-7, W
11-1-80	83-7, W
9-19-81	65-8, W
10-2-82	51-3, W

**Series Record:**  
**28-7-1**

## BYU VS. UTEP SUPERLATIVES

BYU Record in Provo: 14-2  
 BYU Record in El Paso: 14-5-1  
 BYU Record at Neutral Sites: N/A  
 BYU Record Under Mendenhall: 0-0  
 BYU Record in Overtime Games: N/A  
 Longest BYU Win Streak: 10 (1986-96)  
 Longest UTEP Win Streak: 2 (1967-68)  
 Largest BYU Margin of Victory: 76 in 1980  
 Largest UTEP Margin of Victory: 30 in 1967  
 Most Points Scored by BYU: 83 in 1980  
 Most Points Scored by UTEP: 47 in 1967



## THE BYU-UTEP SERIES

The New Mexico Bowl is a new twist on an old matchup between former Western Athletic Conference foes BYU and UTEP. Despite playing against each other consistently from the early 1960s to the late 1990s, the Cougars and Miners are meeting up for the first time in 12 years at the home of another former WAC opponent, New Mexico, the two teams' first meeting ever at a neutral site. BYU has traditionally dominated the series, including wins in 20 of the last 22 games.

## LAST TIME: BYU 31, UTEP 14 (1998)

EL PASO, Tex. (Nov. 14, 1998) - Last time the two squads faced off, Kevin Feterik threw two touchdown passes, one each to Tevita Ofahengau and Mike Rigell to tie the score at 14-14 heading into the final quarter. Ronny Jenkins scored on an 80-yard run and Junior Mahe scored from six yards out as BYU pulled out a 31-14 win.

## UTEP LAST TIME: TULSA 31, UTEP 28

TULSA, Okla. (AP) - G.J. Kinne threw for 325 yards and two touchdowns and Tulsa beat UTEP 31-28 Saturday.

Alex Singleton bulled in from 1 yard out with 4:00 left in the third quarter to put Tulsa (8-3, 5-2 Conference USA) ahead 31-28, capping a 36-yard drive set up by a 62-yard kickoff return by Damaris Johnson, who finished with six catches for 146 yards.

UTEP (6-6, 3-5) got 155 yards rushing and three touchdowns by Joe Banyard.

## BACK IN THE DAY

BYU outside receivers and special teams coach Patrick Higgins coached at UTEP, first as wide receivers coach (1998-99) and then as the offensive coordinator (2000-03).

## BYU VS. CONFERENCE USA

Since 1980, BYU is 26-6 (.813) against current C-USA teams, having played Marshall, SMU, Tulsa, UTEP, Rice and Tulane. The Cougars' most recent game against a C-USA team was in 2009 when they traveled to Tulane and defeated the Green Wave, 54-3. BYU has an 0-2 bowl record against C-USA teams, including a 21-3 loss to quarterback Chad Pennington and No. 11 Marshall in the Motor City Bowl in 1999 and a 41-27 defeat to quarterback Shawn King and No. 10 Tulane in 1998 at the Liberty Bowl.

## BYU ALL-TIME PERFORMANCES VS. UTEP

### INDIVIDUAL

<b>Passing Yards</b>	Virgil Carter, 1966	513	<b>Passing TDs</b>	Jim McMahon, 1980	6
<b>Rushing Yards</b>	Ronny Jenkins, 1998	176	<b>Rushing TDs</b>	Kalin Hall, 1993	4
<b>Receiving Yards</b>	Phil Odle, 1966	242	<b>Receiving TDs</b>	Jeff Nilsson, 1974	3
				Casey Boyett, 1966	3

### TEAM

<b>Passing Yards</b>	389	2001	<b>Rushing Yards</b>	209	2001
<b>Total Yards</b>	598	2001			

## BYU & UTEP 2010 STATISTICS

	BYU	UTEP
Scoring Offense	24.0	26.2
Scoring Defense	21.4	25.4
First Downs	255	252
Rushing Yardage per Game	163.8	149.5
Passing Yardage per Game	190.3	221.5
Total Offense per Game	354.2	371.0
Total Touchdowns	34	40
Kick Return Average	21.8	25.7
Punt Return Average	7.9	13.9
Fumbles-Lost	19-10	19-7
Average Penalty Yardage per Game	44.1	51.3
Time of Possession per Game	30:40	29:27
Third-down Conversion Percentage	45%	49%
Fourth-down Conversion Percentage	40%	36%



# 2010 COUGAR FOOTBALL

## COUGARS GO INDEPENDENT

### 2011 SCHEDULE

On Dec. 7, BYU athletic director Tom Holmoe announced BYU's first schedule as an independent as follows (times and broadcast information will be released at a later date):

Date	Opponent
Sept. 3	at Mississippi
Sept. 10	at Texas
Sept. 17	Utah
Sept. 23	Central Florida
Sept. 30	Utah State
Oct. 8	San Jose State
Oct. 15	at Oregon State
Oct. 22	Idaho State
Oct. 29	Bye
Nov. 5	at Louisiana Tech
Nov. 12	Idaho
Nov. 19	New Mexico State
Nov. 26	Bye
Dec. 3	at Hawaii

### AND BEYOND

In addition, the following institutions have been announced as future opponents:

- Notre Dame
- Texas
- Boise State
- West Virginia
- Georgia Tech
- Oregon State
- Central Florida
- Hawaii
- Utah State
- New Mexico State
- Louisiana Tech
- San Jose State
- Utah

### MOST WINS IN MWC HISTORY

BYU has a 64-26 record in MWC play since the inception of the league in 1999—the most conference wins over that 12-year span since the league was formed. The MWC will undergo numerous changes next season, including BYU going independent in football starting next season.

### BYU GOES INDEPENDENT, SIGNS WITH ESPN

PROVO, Utah (Sept. 1, 2010) – Brigham Young University, which will begin competing as a football independent in the 2011 season, announced on Sept. 1 a new 8-year deal with ESPN to televise Cougar football on the sports leader's family of networks.

ESPN has agreed that any BYU games it doesn't select may be televised live on BYUtv.

Beginning next fall, every BYU home football game will be televised to a live national audience on the ESPN family of networks or BYUtv. Additionally, BYU's national fan base will be able to view same-day rebroadcasts on BYUtv of every home game and any away game to which ESPN has rights through conference agreements with the host team.

Such enhanced exposure and fan access were important factors in the university's decision to transition from the Mountain West Conference to independence in football and the West Coast Conference in other sports.

"We've long sought broad, nationwide access to our games for our fans and increased visibility among those who may be less familiar with our university and athletic programs," said BYU President Cecil O. Samuelson. "We've also been looking for ways to take better advantage of our own unique broadcasting resources."

BYUtv is available in 55 million North American homes and is growing every month. It's on the basic tier of both Dish and DirectTV and is carried by more than 500 cable systems. The network owns a new state-of-the-art production truck that will allow it to televise games in HD.

ESPN and ESPN2 are both available in 99.5 million homes, while the 24-hour college sports network ESPNU is distributed to approximately 73 million homes. ESPN also produces college football games that are broadcast on ABC.

Each year, a minimum of three games will be carried on ESPN, ESPN2, or ABC. Additional games will be on ESPNU. At least one game each season will be carried live on BYUtv.

ESPN has televised many of the great games in Cougar football history, beginning with the network's first live college football telecast. In that 1984 game, the Cougars defeated No. 3 Pitt at the beginning of their national championship season.

"BYU is nationally recognized as an outstanding university and for the history and tradition of its premier athletic programs," said Burke Magnus, ESPN senior vice president, college sports programming. "Once BYU decided to chart an independent course for football, we both recognized it is a good opportunity to build and grow our strong 30-year relationship. With this agreement, college football fans around the country will see the quality and pageantry of BYU as well as the passion and enthusiasm of its supporters."





# 2010 COUGAR FOOTBALL

## BYU BOWL HISTORY

### BYU BOWL FAST FACTS

- BYU is 26th all-time among FBS schools with 29 bowl appearances.
- BYU is 39th all-time among FBS schools with 10 bowl wins.
- Only USC (48), UCLA (30) and Washington (30) have more bowl appearances than BYU (29) among teams west of Texas.
- BYU's 29 bowl appearances is ninth among teams west of the Mississippi River (includes 2010 bowl season):
 

1. Texas	49
2. USC	48
3. Nebraska	47
4. Oklahoma	44
5. Texas Tech	34
6. Texas A&M	32
7. UCLA	30
Washington	30
<b>9. BYU</b>	<b>29</b>
10. Colorado	28
Missouri	28
- In 1984, BYU defeated Michigan in the Holiday Bowl to become that year's National Champion.
- BYU quarterback Ty Detmer holds NCAA bowl records for most total yards in a game (594) and most passing yards in a game (576) against Penn State in the 1989 Holiday Bowl.
- BYU linebacker Shay Muirbrook holds the NCAA bowl record for most sacks after earning 6 against Kansas State in the 1996 Cotton Bowl.
- College Football Hall of Fame head coach LaVell Edwards is sixth on the list of all-time bowl appearances with 22 in 29 seasons, all with BYU.
- BYU's 13-13 tie with Iowa in the 1991 Holiday Bowl was the last tie to ever occur in a bowl game.
- BYU's only New Year's Day bowl game was in 1996 when the Cougars defeated Kansas State in the Cotton Bowl.
- The New Mexico Bowl is the 13th different bowl in which BYU has competed.

### BYU BOWL RESULTS - 29 APPEARANCES

YEAR	OPPONENT	CONFERENCE	BOWL	W/L	SCORE
1974	Oklahoma State	Big Eight	Fiesta	L	16-6
1976	Oklahoma State	Big Eight	Tangerine	L	49-21
1978	Navy	Independent	Holiday	L	23-16
1979	Indiana	Big 10	Holiday	L	38-37
1980	SMU	Southwest	Holiday	W	46-45
1981	Washington State	Pac-10	Holiday	W	38-36
1982	Ohio State	Big 10	Holiday	L	47-17
1983	Missouri	Big Eight	Holiday	W	21-17
1984	Michigan	Big 10	Holiday	W	23-17
1985	Ohio State	Big 10	Citrus	L	10-7
1986	UCLA	Pac-10	Freedom	L	31-10
1987	Virginia	ACC	All-American	L	22-16
1988	Colorado	Big Eight	Freedom	W	20-17
1989	Penn State	Independent	Holiday	L	50-39
1990	Texas A&M	Southwest	Holiday	L	65-14
1991	Iowa	Big 10	Holiday	T	13-13
1992	Kansas	Big Eight	Aloha	L	23-20
1993	Ohio State	Big 10	Holiday	L	28-21
1994	Oklahoma	Big Eight	Copper	W	31-6
1996	Kansas State	Big 12	Cotton	W	19-15
1998	Tulane	C-USA	Liberty	L	41-27
1999	Marshall	MAC	Motor City	L	21-3
2001	Louisville	C-USA	Liberty	L	28-10
2005	California	Pac-10	Las Vegas	L	35-28
2006	Oregon	Pac-10	Las Vegas	W	38-8
2007	UCLA	Pac-10	Las Vegas	W	17-16
2008	Arizona	Pac-10	Las Vegas	L	31-21
2009	Oregon State	Pac-10	Las Vegas	W	44-20
2010	UTEP	C-USA	New Mexico		

### BYU VS. UTEP BOWL FACTS

- BYU's bowl date of Dec. 18 this year is tied for the second earliest the Cougars have ever played in a bowl game. The earliest date was the Holiday Bowl in 1982 when BYU played Ohio State on Dec. 17. BYU competed in the 1976 Tangerine Bowl and the 1981 Holiday Bowl also on Dec. 18.
- UTEP is the second team from Texas that BYU has played in a bowl game. BYU competed against Texas A&M in the 1990 Holiday Bowl. BYU has also competed once in a Texas-based bowl game, facing Kansas State in the 1996 Cotton Bowl game held in Dallas.
- UTEP is the third Conference USA opponent the Cougars have played in a bowl game. BYU is 0-2 all-time against C-USA bowl opponents, losing 41-27 to Tulane in the 1998 Liberty Bowl and 28-10 in the 2001 Liberty Bowl to Louisville (now in the Big East). BYU is 1-1 against current C-USA membership, including a win over SMU when the Mustangs were a member of the Southwest Conference in 1980, winning 46-45 in the now-classic "Miracle Bowl."
- Meeting for the 37th time, BYU and UTEP are playing each other at a neutral site for the first time. The New Mexico Bowl host school, the University of New Mexico, was also in the Western Athletic Conference with BYU and UTEP when all three schools were together from 1967 when UTEP joined the conference until 1999 when BYU and New Mexico left the league to help form the Mountain West Conference.
- New Mexico is also the only common opponent between the two schools this year, with UTEP defeating the Lobos, 38-20, in Albuquerque on Oct. 2, while BYU secured a 40-7 win over New Mexico in Provo on Nov. 20.
- The New Mexico Bowl is BYU's 29th bowl appearance and sixth-straight bowl game. UTEP is playing in its 13th bowl game and its first since 2005.
- UTEP quarterback Trevor Vittatoe will look to throw one more passing touchdown to jump former BYU quarterback Max Hall for 18th all-time in NCAA history.



# 2010 COUGAR FOOTBALL

## BYU BOWL HISTORY

### BYU & OPPONENT BOWL STATISTICS



BYU - Bowl	Rush	Yards	Fum	Fum Lost	Pass Att	Pass Cmp	Pass Yards	Int	Total Yards
Fiesta Bowl IV	36	130	3	1	31	15	181	3	311
Tangerine Bowl XXXI	26	46	3	1	34	23	209	4	255
Holiday Bowl I	33	74	0	0	34	16	181	2	255
Holiday Bowl II	30	140	1	1	43	28	380	3	520
Holiday Bowl III	24	-2	2	0	49	32	446	1	444
Holiday Bowl IV	32	69	5	0	44	28	368	0	437
Holiday Bowl V	18	60	1	1	46	28	352	1	412
Holiday Bowl VI	25	106	3	2	37	25	328	3	434
Holiday Bowl VII	27	112	4	3	49	35	371	3	483
Florida Citrus Bowl XL	22	88	3	2	50	26	261	4	349
Freedom Bowl III	43	73	1	0	43	25	221	3	294
All American Bowl XI	26	95	2	0	61	37	394	1	489
Freedom Bowl V	42	152	3	1	28	15	168	1	322
Holiday XII	23	75	3	1	59	42	576	2	651
Holiday XIII	21	-12	5	3	32	15	197	1	185
Holiday Bowl XIV	33	80	0	0	44	29	350	1	430
Aloha Bowl XI	32	142	1	0	31	15	262	1	318
Holiday Bowl XVI	25	50	2	1	44	25	389	1	439
Copper Bowl VI	33	71	0	0	46	32	485	0	556
Cotton Bowl LXI	36	59	1	0	36	21	291	1	350
Liberty Bowl XL	25	54	3	0	44	27	267	1	321
Motor City Bowl III	30	-16	2	2	29	16	220	1	204
Liberty Bowl XLIII	32	84	0	0	38	18	192	3	276
Las Vegas Bowl XIV	27	94	1	0	53	35	352	2	446
Las Vegas Bowl XV	31	173	1	0	47	28	375	2	548
Las Vegas Bowl XVI	28	34	2	1	35	21	231	1	265
Las Vegas Bowl XVII	32	116	4	2	46	30	328	1	444
Las Vegas Bowl XVIII	35	116	2	2	30	19	192	0	308
<b>Totals</b>	<b>799</b>	<b>2,133</b>	<b>55</b>	<b>23</b>	<b>1,128</b>	<b>685</b>	<b>8,336</b>	<b>46</b>	<b>10,479</b>

Opponent/Bowl	Rush	Yds	Fum	Fum Lost	Pass Att	Pass Cmp	Pass Yds	Int	Tot Yds
Oklahoma State/Fiesta IV	55	180	6	0	18	7	77	0	257
Oklahoma State/Tangerine XXXI	70	375	4	2	10	3	38	0	413
Navy/Holiday I	58	214	2	2	14	8	138	0	352
Indiana/Holiday II	59	183	1	0	30	11	171	1	354
SMU/Holiday III	66	393	2	0	11	6	53	0	446
Wash. State/Holiday IV	53	245	0	0	25	8	106	2	351
Ohio State/Holiday V	66	329	1	1	19	11	132	0	461
Missouri/Holiday VI	64	266	2	2	16	7	86	2	352
Michigan/Holiday VII	49	120	2	0	15	7	82	1	202
Ohio State/Florida Citrus XL	42	133	2	2	36	19	196	0	329
UCLA/Freedom III	49	423	1	1	21	8	95	1	518
Virginia/All American XI	43	187	2	1	19	10	162	2	349
Colorado/Freedom V	60	273	1	0	16	5	64	2	337
Penn State/Holiday XII	54	249	5	0	21	11	215	1	464
TexasA&M/Holiday XIII	64	356	1	1	18	16	324	0	680
Iowa/ Holiday Bowl XIV	35	125	0	0	28	19	221	1	346
Kansas/Aloha XI	50	169	0	0	24	12	200	0	369
Ohio State/Holiday XVI	56	330	0	0	13	6	61	0	391
Oklahoma/Copper VI	33	72	0	0	30	13	163	1	235
Kansas State/Cotton LXI	32	41	1	0	28	14	233	2	274
Tulane/Liberty XL	41	252	2	0	38	23	276	0	528
Marshall/Motor City III	31	147	0	0	28	17	207	1	354
Louisville/Liberty XLIII	37	58	2	0	28	19	228	1	286
Cal/Las Vegas Bowl XIV	43	241	1	0	23	16	228	0	469
Oregon/Las Vegas Bowl XV	30	94	2	0	34	16	166	2	260
UCLA/Las Vegas Bowl XVI	47	162	2	2	29	11	154	0	316
Arizona/Las Vegas Bowl XVII	28	91	3	3	35	24	325	0	416
Oregon St./Las Vegas Bowl XVIII	27	88	2	2	47	22	217	1	305
<b>Totals</b>	<b>1,295</b>	<b>5,634</b>	<b>45</b>	<b>17</b>	<b>645</b>	<b>338</b>	<b>4,464</b>	<b>21</b>	<b>10,098</b>



# 2010 COUGAR FOOTBALL

## BYU BOWL RECORDS

### MOST POINTS SCORED BY BOTH TEAMS

Game 91\*, BYU (46) vs S. Methodist (45), Holiday Bowl 1980  
 First Half 44, Texas A & M (37) vs BYU (7), Holiday Bowl 1990  
 Second Half 64\*, Penn St. (38) vs BYU (26), Holiday Bowl 1989  
 1st Quarter 28\*, Indiana (14) vs BYU (14), Holiday Bowl 1979  
 2nd Quarter 35, Oklahoma St. (21) vs BYU (14), Tangerine Bowl 1976  
 3rd Quarter 30, BYU (13) vs Penn St. (17), Holiday Bowl 1989  
 4th Quarter 34, BYU (27) vs Southern Methodist (7), Holiday Bowl 1980  
 34, BYU (13) vs Penn St. (21), Holiday Bowl 1989

### FEWEST POINTS SCORED BY BOTH TEAMS

Game 17, Ohio State (10) vs BYU (7), Florida Citrus Bowl 1985  
 First Half 10, BYU (7) vs Ohio State (3), Florida Citrus Bowl 1985  
 10, BYU (3) vs UCLA (7), Freedom Bowl 1986  
 10, BYU (3) vs Marshall (7), Motor City Bowl 1999  
 Second Half 3, BYU (0) vs UCLA (3), Las Vegas Bowl 2007  
 1st Quarter 0, BYU vs Michigan, Holiday Bowl 1984  
 0, BYU vs Ohio State, Florida Citrus Bowl 1985  
 2nd Quarter 0, UCLA vs BYU, Freedom Bowl 1986  
 3rd Quarter 0, BYU vs Iowa, Holiday Bowl 1991  
 0, BYU vs UCLA, Las Vegas Bowl  
 4th Quarter 0, Oklahoma State vs BYU, Tangerine Bowl 1976  
 0, BYU vs Ohio State, Florida Citrus Bowl 1985  
 0, Ohio State vs BYU, Holiday Bowl 1993

### BIGGEST POINT DIFFERENCE IN A WIN

BYU 30, vs Oregon (38-8), Las Vegas Bowl 2006  
 (OPP.) 51, Texas A&M (65-14), Holiday Bowl 1990

### SMALLEST POINT DIFFERENCE IN A WIN

BYU 1, vs SMU (46-45), Holiday Bowl 1980  
 1, vs UCLA (17-16), Las Vegas Bowl, 2007  
 (OPP.) 1, Indiana (38-37), Holiday Bowl 1979

### MOST TOUCHDOWNS SCORED (GAME)

BYU 7, vs SMU, Holiday Bowl 1980  
 (OPP.) 9\*, Texas A&M, Holiday Bowl 1990

### MOST PATS SCORED (GAME)

BYU 5, Mitch Payne, vs. Oregon State, Las Vegas Bowl 2009  
 5, Kurt Gunther, vs Washington State, Holiday Bowl 1981  
 5, Jared McLaughlin, vs Oregon, Las Vegas Bowl 2006  
 (OPP.) 9, Texas A&M, Holiday Bowl 1990

### MOST PATS ATTEMPTED (GAME)

BYU 6, Mitch Payne, vs. Oregon State, Las Vegas Bowl 2009  
 (OPP.) 9, Texas A&M, Holiday Bowl 1990

### MOST 2 POINT PATS SCORED (GAME)

BYU 1, vs Southern Methodist, Holiday Bowl 1980  
 (OPP.) 2, Washington State, Holiday Bowl 1981

### ALL-TIME 2 POINT PATS VERSUS ONE OPPONENT

1, vs Southern Methodist, Holiday Bowl 1980

### ALL-TIME 2 POINT PATS ONE OPPONENT VERSUS BYU

2, Washington State, Holiday Bowl 1981

### MOST SAFETIES SCORED (GAME)

BYU 1, versus Kansas State, Cotton Bowl 1996  
 (OPP.) 1, Southern Methodist, Holiday Bowl 1980  
 1, Texas A&M, Holiday Bowl 1990  
 1, Kansas, Aloha Bowl 1992

### INDIVIDUAL TOTAL OFFENSE

### MOST TOTAL YARDS

GAME  
 BYU 594\* (18 yards rushing, 576 yards passing), Ty Detmer,  
 vs Penn St., Holiday Bowl 1989  
 (OPP.) 385 (109 yds run, 276 yds pass), Shaun King, Tulane, Liberty Bowl  
 1998

### CAREER

BYU 1,331 (-44 yds run, 1,375 pass), Ty Detmer, Freedom Bowl V,  
 Holiday Bowls XII, XIII, XIV, 1988-91  
 (OPP.) 385 (109 yds run, 276 yds pass), Shaun King, Tulane, Liberty Bowl  
 1998

### MOST PLAYS

GAME  
 BYU 68 (7 runs, 61 pass), Sean Covey, vs UVA, All-American Bowl, 1987  
 (OPP.) 54 (16 run, 38 pass), Shaun King, Tulane, Liberty Bowl 1998

### CAREER

BYU 171 (24 rushes, 147 pass attempts), Ty Detmer,  
 vs Colorado, Freedom Bowl 1988; (4 rushes, 21 pass atts)  
 vs Penn St., Holiday Bowl 1989; (8 rushes, 59 pass atts)  
 vs Texas A & M, Holiday Bowl 1990; (4 rushes, 23 pass atts)  
 vs Iowa, Holiday Bowl 1991; (8 rushes, 44 pass atts)

### INDIVIDUAL RUSHING

### MOST RUSHES

GAME  
 BYU 24, Harvey Unga, vs. Oregon St., Las Vegas Bowl 2009  
 (OPP.) 39, Raymont Harris, Ohio St., Holiday Bowl 1993

### CAREER

BYU 58, Harvey Unga, vs. UCLA, Las Vegas Bowl 2007 (17)  
 vs Arizona, Las Vegas Bowl 2008 (17);  
 vs Oregon State, Las Vegas Bowl 2009 (24)  
 (OPP.) 39, Raymont Harris, Ohio St., Holiday Bowl 1993

### MOST YARDS RUSHING

GAME  
 BYU 120, Curtis Brown vs Oregon, Las Vegas Bowl 2006  
 (OPP.) 266, Gaston Green, UCLA, Freedom Bowl 1986

### CAREER

BYU 163, Harvey Unga, vs. UCLA, Las Vegas Bowl 2007 (16)  
 vs Arizona, Las Vegas Bowl 2008 (71);  
 vs Oregon State, Las Vegas Bowl 2009 (76)

### FEWEST YARDS RUSHING (MINIMUM 5 RUSHES)

GAME  
 BYU -38 (7 rushes), Mike Young, vs UCLA, Freedom Bowl 1986  
 (OPP.) -68 (7 rushes), Bob Zurbrugg, Michigan, Holiday Bowl 1984

### CAREER

BYU -44 (24 rushes), Ty Detmer, vs Colorado, Freedom Bowl 1988 (-10/4);  
 vs Penn State, Holiday Bowl 1989 (18/8);  
 vs Texas A & M, Holiday Bowl 1990 (-27/4);  
 vs Iowa, Holiday Bowl 1991 (-25/8)

### BEST RUSHING AVERAGE

GAME (MINIMUM 5 RUSHES)  
 BYU 10.33 (6/62), Kalin Hall vs Kansas, Aloha Bowl 1992  
 (OPP.) 20.8 (5/104), Marcus Greenwood, UCLA, Freedom Bowl 1986

### CAREER (MINIMUM 9 RUSHES)

BYU 9.44 (9/85), Matt Bellini vs Virginia, All-American Bowl 1987 (1/7)  
 vs Colorado, Freedom Bowl 1985 (8/78)  
 (OPP.) 9.92 (12/119), Bucky Richardson, Texas A & M, Holiday Bowl 1990

### MOST TOUCHDOWNS SCORED RUSHING

GAME  
 BYU 2, Scott Phillips vs Southern Methodist, Holiday Bowl 1980  
 2, Ty Detmer vs Penn St., Holiday Bowl 1989  
 2, Curtis Brown vs Oregon, Las Vegas Bowl 2006  
 (OPP.) 4, Terry Miller, Oklahoma St., Tangerine Bowl 1976

### CAREER

BYU 2, Scott Phillips vs Southern Methodist, Holiday Bowl 1980

\*NCAA Record



# 2010 COUGAR FOOTBALL

## BYU BOWL RECORDS

2, Fred Whittingham Jr. vs Virginia, All American Bow 1987 (1);  
vs Penn St., Holiday Bowl 1989 (1)  
2, Ty Detmer vs Penn St., Holiday Bowl 1989  
2, Curtis Brown vs Oregon, Las Vegas Bowl 2006

### MOST 2 PT. PATS SCORED RUSHING

#### GAME & CAREER

BYU HAS NOT HAPPENED

(OPP.) 1, Ricky Turner, Washington St., Holiday Bowl 1981  
1, Chip Hilleary, Kansas, Aloha Bowl 1992  
1, Mike Lawrence, Kansas St., Cotton Bowl 1996

### LONGEST RUN FROM SCRIMMAGE

BYU 47, Curtis Brown vs Oregon, Las Vegas Bowl 2006  
(OPP.) 87, Doug Chapman, Marshall, Motor City Bowl 1999

### LONGEST SCORING RUN FROM SCRIMMAGE

BYU 29, Jamal Willis vs Kansas, Aloha Bowl 1992  
(OPP.) 87, Doug Chapman, Marshall, Motor City Bowl 1999

### INDIVIDUAL PASSING

#### MOST YARDS PASSING

##### GAME

BYU 576\*, Ty Detmer, vs Penn St., Holiday Bowl 1989  
(OPP.) 276, Shaun King, Tulane, Liberty Bowl 1998

##### CAREER

BYU 1,175, Ty Detmer vs Colorado, Freedom Bowl 1988 (129)  
vs Penn State, Holiday Bowl 1989 (576)  
vs Texas A & M, Holiday Bowl 1990 (120)  
vs Iowa, Holiday Bowl 1991 (350)

#### MOST TOUCHDOWN PASSES

##### GAME

BYU 4, Jim McMahon, vs Southern Methodist, Holiday Bowl 1980  
4, John Walsh, vs Oklahoma, Copper Bowl 1994  
(OPP.) 3, Dave Ragone, Louisville, Liberty Bowl 2001

##### CAREER

BYU 8, Jim McMahon, vs Navy (1), SMU (4), WSU (3)

#### FEWEST YARDS PASSING (COMPLETIONS/MINIMUM 3 ATTEMPTS)

##### GAME

BYU 39 (4/10), Sean Covey vs Colorado, Freedom Bowl 1988  
(OPP.) 16 (2/4), Scott Burk, Oklahoma St., Fiesta Bowl 1974

##### CAREER

BYU 43, (4/5), Gary Sheide vs Oklahoma St., Fiesta Bowl 1974

#### MOST PASSES ATTEMPTED

##### GAME

BYU 61\*, Sean Covey, vs Virginia, All American Bowl 1987  
(OPP.) 38, Shaun King, Tulane, Liberty Bowl 1998

##### CAREER

BYU 143, Ty Detmer vs Colorado, Freedom Bowl 1988 (17)  
vs Penn State, Holiday Bowl 1989 (59)  
vs Texas A&M, Holiday Bowl 1990 (23)  
vs Iowa, Holiday Bowl 1991 (44)

#### FEWEST PASSES ATTEMPTED

##### GAME (MINIMUM 3 ATTEMPTS)

BYU 5, Gary Sheide vs Oklahoma St., Fiesta Bowl 1974  
(OPP.) 4, Scott Burk, Oklahoma St., Fiesta Bowl 1974

##### CAREER (MINIMUM 5 ATTEMPTS)

BYU 5, Gary Sheide vs Oklahoma St., Fiesta Bowl 1974  
(OPP.) 9, Marion Adler, Missouri, Holiday Bowl 1983  
9, Charlie Weatherbie, Oklahoma St., Tangerine Bowl 1976

#### MOST PASSES COMPLETED

##### GAME

BYU 42\*, Ty Detmer vs Penn State, Holiday Bowl 1989  
(OPP.) 23, Shaun King, Tulane, Liberty Bowl 1998

##### CAREER

BYU 93, Ty Detmer vs Colorado, Freedom Bowl 1988 (11)  
vs Penn State, Holiday Bowl 1989 (42)  
vs Texas A & M, Holiday Bowl 1990 (11)  
vs Iowa, Holiday Bowl 1991 (29)

#### FEWEST PASSES COMPLETED BY A STARTER

##### GAME (MINIMUM 3 ATTEMPTS)

BYU 4 (4/5), Gary Sheide vs Oklahoma St., Fiesta Bowl 1974  
4 (4/10), Sean Covey vs Colorado, Freedom Bowl 1988  
(OPP.) 2 (2/9), Charlie Weatherbie, Okla. St., Tangerine Bowl 1976

##### CAREER (MINIMUM 5 ATTEMPTS)

BYU 4 (4/5), Gary Sheide vs Oklahoma St., Fiesta Bowl 1974  
(OPP.) 3 (3/9), Marion Adler, Missouri, Holiday Bowl 1983

#### MOST PASS INTERCEPTIONS THROWN

##### GAME

BYU 4, Gifford Nielsen vs Oklahoma St., Tangerine Bowl 1976  
4, Robbie Bosco vs Ohio St., Florida Citrus Bowl 1985  
(OPP.) 2, Clete Casper, Washington St., Holiday Bowl 1981;  
2, Scott Secules, Virginia, All American Bowl 1987;  
2, Brian Kavanaugh, Kansas State, Cotton Bowl 1996

##### CAREER

BYU 7, Robbie Bosco, vs Michigan, Holiday Bowl 1984 (3)  
vs Ohio State, Florida Citrus Bowl 1985 (4)

#### BEST COMPLETION PERCENTAGE (MINIMUM OF 8 ATTEMPTS)

##### GAME

BYU 71.4% (30/42), Robbie Bosco vs Michigan, Holiday Bowl 1984  
(OPP.) 81.8% (9/11), Bucky Richardson, Texas A&M, Holiday Bowl 1990

##### CAREER

BYU 67.6% (23/34), Gifford Nielsen vs Okla. St., Tangerine Bowl 1976

#### WORST COMPLETION PERCENTAGE (MINIMUM OF 8 ATTEMPTS)

##### GAME

BYU 40% (4/10), Sean Covey vs Colorado, Freedom Bowl 1988  
(OPP.) 22.2% (2/9), Charlie Weatherbie, Okla. St., Tangerine Bowl 1976  
22.2% (2/9), Ricky Turner, Wash. St., Holiday Bowl 1981

##### CAREER

BYU 42.3% (11/26), Mark Giles vs Okla. St., Fiesta Bowl 1974

#### MOST COMBINED PASS ATTEMPTS (2 OPPOSING STARTING QUARTERBACKS)

85, Robbie Bosco (50) BYU vs Jim Karsatos (35) Ohio St., Florida Citrus Bowl 1985

#### MOST COMBINED PASS COMPLETIONS (2 OPPOSING STARTING QUARTERBACKS)

52, Ty Detmer (42) BYU vs Tony Sacca (10) Penn St., Holiday Bowl 1989  
51, John Beck (35) BYU vs. Steve Levy (16) Cal, Las Vegas Bowl 2005

#### FEWEST COMBINED PASS ATTEMPTS (2 OPPOSING STARTING QUARTERBACKS)

9, Gary Sheide (5) BYU vs Scott Burk (4) Oklahoma St., Fiesta Bowl 1974

#### FEWEST COMBINED PASS COMPLETIONS (2 OPPOSING STARTING QUARTERBACKS)

8, Gary Sheide (4) BYU vs Scott Burk (4) Okla. St., Fiesta Bowl 1974  
8, Sean Covey (4) BYU vs Sal Aunese (4) Colorado, Freedom Bowl 1988

#### BEST INTERCEPTION AVOIDANCE

##### GAME

BYU 0 interceptions (45 atts), John Walsh vs Oklahoma, Copper Bowl 1994  
0 interceptions (43 atts), Jim McMahon vs. Wash. St. Holiday Bowl 1981  
(OPP.) 0 interceptions with 38 atts, Shaun King, Tulane, Liberty Bowl 1998

##### CAREER

BYU 0 interceptions with 12 atts, Mike Young vs UCLA, Freedom Bowl 1986

\*NCAA Record



# 2010 COUGAR FOOTBALL

## BYU BOWL RECORDS

### BEST INTERCEPTION AVOIDANCE

**GAME**  
 BYU 0 interceptions (45 atts), John Walsh vs Oklahoma, Copper Bowl 1994  
 0 interceptions (43 atts), Jim McMahon vs. Wash. St. Holiday Bowl 1981  
 (OPP.) 0 interceptions with 38 atts, Shaun King, Tulane, Liberty Bowl 1998

**CAREER**  
 BYU 0 interceptions with 12 atts, Mike Young vs UCLA, Freedom Bowl 1986

### INDIVIDUAL RECEIVING

#### MOST PASSES CAUGHT

**GAME**  
 BYU 12, Nathan Meikle vs. Cal, Las Vegas Bowl 2005  
 (OPP.) 7, Jon Filloon, Iowa, Holiday Bowl 1991  
 7, Kevin Lockett, Kansas State, Cotton Bowl 1996

**CAREER**  
 BYU 24, Matt Bellini vs Virginia, All American Bowl 1987 (9);  
 vs Colorado, Freedom Bowl 1988 (4);  
 vs Penn St., Holiday Bowl 1989 (10);  
 vs Texas A & M, Holiday Bowl 1990 (1)

#### MOST TOUCHDOWN PASSES CAUGHT

**GAME**  
 BYU 3, Clay Brown vs SMU, Holiday Bowl 1980  
 (OPP.) 2, DeSean Jackson, California, Las Vegas Bowl 2006

**CAREER**  
 BYU 3, Clay Brown vs Southern Methodist, Holiday Bowl 1980  
 3, Bryce Doman, vs Ohio St., Holiday Bowl 1993 (1 TD);  
 vs Oklahoma, Copper Bowl 1994 (2 TDs)

#### LONGEST PASS PLAY

BYU 67, Margin Hooks, vs Marshall, 2nd quarter, Motor City Bowl 1999  
 (OPP.) 74, Rodney Harris, Kansas, 1st quarter, Aloha Bowl 1992

#### LONGEST PASS FROM SCRIMMAGE WITHOUT SCORING

BYU 67, Margin Hooks, vs Marshall, 2nd quarter, Motor City Bowl 1999  
 (OPP.) 55, Cornelius Patterson, Texas A & M, 2nd qtr, Holiday Bowl 1990

#### LONGEST SCORING PASS FROM SCRIMMAGE

BYU 64, Clay Brown, vs SMU, 1st qtr, Holiday Bowl 1980  
 (OPP.) 74, Rodney Harris, Kansas, 1st quarter, Aloha Bowl 1992

### PASS INTERCEPTIONS

#### MOST PASS INTERCEPTIONS

**GAME**  
 BYU 2, Justin Robinson vs Oregon, Las Vegas Bowl 2006  
 (OPP.) 2, Larry Kolic, Ohio State, Florida Citrus Bowl 1985  
 2, Sherrod Raining, Penn State, Holiday Bowl 1989

**CAREER**  
 BYU 2, Tony Crutchfield vs Penn St., Holiday Bowl 1989;  
 vs Iowa, Holiday Bowl 1991  
 2, Justin Robinson vs Oregon, Las Vegas Bowl 2006

#### MOST YARDS INTERCEPTION RETURNS

**GAME**  
 BYU 35, Tom Holmoe (1 return) vs Wash. St., 3rd quarter, Holiday Bowl 1981  
 (OPP.) (regular play) 79 (1 return), Michael Jordan, Tulane, Liberty Bowl 1998  
 (conversion play) 102 (1 return for 2 pt. conv.), Andre Collins, Penn St., Holiday Bowl 1989

#### LONGEST INTERCEPTION RETURN & RETURN FOR A SCORE

BYU 35 yards, Tom Holmoe vs Wash. St., 3rd qtr, Holiday Bowl 1981  
 (OPP.) (regular play) 79 (1 return), Michael Jordan, Tulane, Liberty Bowl 1998  
 (conversion play) 102 yards for 2 pt. conversion, Andre Collins, Penn St., Holiday Bowl 1989

### PUNTING

#### MOST PUNTS

**GAME**  
 BYU 9, Pat Thompson vs UCLA, Freedom Bowl 1986  
 (OPP.) 8, Tom Tupa, Ohio State, Florida Citrus Bowl 1985  
 8, Dan Eichloff, Kansas, Aloha Bowl 1992  
 8, Tim Daughtry, Oklahoma, Copper Bowl 1994  
 8, Aaron Perez, UCLA, Las Vegas Bowl 2007

#### CAREER

BYU 14, Pat Thompson vs. UCLA, Freedom Bowl 1986 (9);  
 vs. Virginia, All American Bowl 1987 (1); and  
 vs. Colorado, Freedom Bowl 1988 (4)  
 (OPP.) 12, Cliff Parsley, Fiesta Bowl 1974 (7) & Tangerine Bowl 1976 (5)

#### FEWEST PUNTS

**GAME**  
 BYU 1, Lee Johnson vs Michigan, Holiday Bowl VII, 1984  
 1, Pat Thompson vs Virginia, All American Bowl XI, 1987  
 1, Earl Kauffman vs Penn State, Holiday Bowl XII, 1989  
 1, Joe Herrick vs Kansas, Aloha Bowl XI, 1992  
 (OPP.) 1, Sean Wilson, Texas A&M, Holiday Bowl XIII, 1990

#### CAREER

BYU 1, Joe Herrick vs Kansas, Aloha Bowl XI, 1992

#### BEST PUNTING AVERAGE

**GAME**  
 BYU 49.0 (1 punt), Joe Herrick vs Kansas, Aloha Bowl XI, 1992  
 (> 1 punt) 48.29 (7 punts), Jesse Sowards vs Marshall, Motor City Bowl, 1999  
 (OPP.) 50.5 (2 punts), Don LaBomme, Wash. St., Holiday Bowl IV, 1981

#### CAREER (more than 2 punts)

BYU 48.0 (3 punts), Brad Hunter vs Kansas, Aloha Bowl XI, 1992  
 (> 1 punt) 48.29 (7 punts), Jesse Sowards vs Marshall, Motor City Bowl, 1999

#### LONGEST PUNT

BYU 60, Riley Stephenson, vs. Oregon State, 2nd quarter, Las Vegas Bowl, 2009  
 60, Jesse Sowards, vs Marshall, 3rd quarter, Motor City Bowl, 1999  
 (OPP.) 56, Dan Eichloff, Kansas, 1st quarter, Aloha Bowl XI, 1992

### KICKOFF RETURNS

#### MOST KICKOFF RETURNS

**GAME**  
 BYU 7\*, Homer Jones, vs Indiana, Holiday Bowl 1979  
 (OPP.) 5, O. J. McDuffie, Penn State, Holiday Bowl 1989  
 5, J. Stewart, Oregon, Las Vegas Bowl, 2006

#### CAREER

BYU 11, Stacey Corley vs Colorado, Freedom Bowl 1988 (1); vs Penn St., Holiday Bowl 1989 (5); vs Texas A & M, Holiday Bowl 1990 (5)

#### MOST YARDS

**GAME**  
 BYU 220 (6 returns), Mike Rigell, vs Tulane, Liberty Bowl 1998  
 (OPP.) 128 (5 returns), O. J. McDuffie, Penn State, Holiday Bowl 1989

#### CAREER

BYU 220 (6 returns), Mike Rigell, vs Tulane, Liberty Bowl 1998

#### FEWEST YARDS

**GAME**  
 BYU -3 (1 return), Vai Sikahema vs Michigan, Holiday Bowl 1984  
 OPPONENT 0 (1 return), Kevin Richardson, Ohio State, Holiday Bowl 1982  
 0 (1 return), Shane Garrett, Texas A & M, Holiday Bowl 1990

#### CAREER

BYU 1 (1 return), Danny Plater vs Navy, Holiday Bowl 1978

\*NCAA Record





# 2010 COUGAR FOOTBALL

## BYU BOWL RECORDS

---

### LONGEST KICKOFF RETURN WITHOUT SCORING

BYU 79, Mike Rigell vs Tulane, Liberty Bowl 1998  
 (OPP.) 54, Maurice Douglas, Kansas, Aloha Bowl 1992

### LONGEST KICKOFF RETURN FOR SCORE

BYU 102 yds, Dave Lowry vs Okla. St., 3rd qtr, Tangerine Bowl 1976  
 (OPP.) HAS NOT HAPPENED

### SHORTEST KICKOFF RETURN

BYU -3 yards, Vai Sikahema vs Michigan, 3rd qtr, Holiday Bowl 1984  
 (OPP.) 0 yards, Kevin Richardson, Ohio St., 4th qtr, Holiday Bowl 1982  
 0 yards, Shane Garrett, Texas A&M, 1st qtr, Holiday Bowl 1990

### SHORTEST KICKOFF RETURN FOR SCORE

BYU 94 yards, Hema Heimuli vs Kansas, 1st qtr, Aloha Bowl 1992  
 (OPP.) HAS NOT HAPPENED

### FIELD GOALS

---

#### LONGEST FIELD GOAL

BYU 43 yards, Mark Uselman vs Okla. St., 1st qtr, Fiesta Bowl 1974  
 (OPP.) 52, Kai Forbath, UCLA, 4th qtr, Las Vegas Bowl 2007

#### SHORTEST FIELD GOAL

BYU 20, Kurt Gunther vs Wash. St., 2nd qtr, Holiday Bowl 1981  
 20, Leonard Chitty vs Virginia, 1st qtr, All American Bowl 1987  
 20, Jason Chaffetz vs Penn St., 1st qtr, Holiday Bowl 1989  
 (OPP.) 19, Pat Blottiaux, Colorado, 4th qtr, Freedom Bowl 1988

### FUMBLES

---

#### LONGEST FUMBLE RETURN FOR SCORE

BYU 34, Matt Bauman, Oregon St., 1st qtr, Las Vegas Bowl 2009  
 (OPP.) 53, Gary Brown, Penn St., 4th qtr, Holiday Bowl 1989

### DEFENSIVE SACKS

---

#### MOST SACKS

GAME  
 BYU 6, Shay Muirbrook vs Kansas St., Cotton Bowl 1996  
 3, Josh Arnold vs Iowa, Holiday Bowl 1991  
 3, Setema Gali vs Marshall, Motor City Bowl 1999  
 (OPP.) 4, Bobby Bell, Missouri, Holiday Bowl 1983

#### CAREER

BYU 6, Shay Muirbrook vs Kansas St., Cotton Bowl 1996  
 3, Josh Arnold vs Iowa, Holiday Bowl 1991  
 3, Setema Gali vs Marshall, Motor City Bowl 1999

#### MOST SACK YARDS

GAME  
 BYU 33 (3 sacks), Josh Arnold vs Iowa, Holiday Bowl 1991  
 (OPP.) 39 (2 sacks), Quentin Coryatt, Texas A & M, Holiday Bowl 1990

#### CAREER

BYU 33 (3 sacks), Josh Arnold vs Iowa, Holiday Bowl 1991

#### BEST AVERAGE YARDAGE PER SACK

GAME  
 BYU 14.5 (2 sacks), Leon White vs Michigan, Holiday Bowl 1984  
 (OPP.) 19.5 (2/39), Quentin Coryatt, Texas A & M, Holiday Bowl 1990

#### CAREER

BYU 14.5 (2 sacks), Leon White vs Michigan, Holiday Bowl 1984

\*NCAA Record



# 2010 COUGAR FOOTBALL TEAM NOTES

## CLUTCH COUGARS

With a late defensive stop by the Cougar defense to preserve a 25-20 win versus Wyoming, BYU won 14-straight games decided by seven points or less. Three of BYU's wins this season, including a 23-17 victory over Washington, a 24-21 win against San Diego State and a 25-20 win vs. Wyoming have contributed to the streak. At Utah, BYU lost by one point to end the streak. The last time the Cougars lost a game decided by seven points or less was in 2006 in a seven-point, double-overtime loss at Boston College.

## BYU VS. BCS AQS

With its win against Washington in this year's season opener, BYU has defeated a team from a BCS automatic-qualifying conference five-straight years, the third-longest streak in the nation. The Cougars have defeated at least one AQ school 14 of the past 15 years dating back to 1996.

## DON'T LOOK BACK

In the Bronco Mendenhall era, BYU is 48-5 when leading at halftime and 48-2 when taking a lead into the fourth quarter. Mendenhall's teams have won 31-straight games when leading by at least 14 points at the halftime break, 78 overall as a team. The last time BYU lost a game after leading by at least 14 points at the half was on Oct. 10, 1987, when it lost 29-27 in its homecoming game against Wyoming.

## DIVIDE AND CONQUER

When BYU has passed for 300 yards and run for 200 yards, the Cougars are 39-0 since 1972 when LaVell Edwards took over as head coach and 5-0 under current head coach Bronco Mendenhall. BYU finished with 300 passing yards and 216 rushing yards against UNLV. It was the first 300-yard passing game for the Cougars this year and the fifth 200-yard rushing game this year for BYU, which now has six such games this season, the most 200-yard rushing games in a season since 2001.

## MULTIPLE COUGARS NAMED ALL-MWC

COLORADO Springs, Colo. (Nov. 30, 2010) - BYU senior safety **Andrew Rich**, senior defensive lineman **Vic So'oto** and junior offensive lineman **Matt Reynolds** were named All-Mountain West Conference First Team and junior running back **JJ Di Luigi** was named All-MWC Second Team as announced by the conference on Tuesday.

In addition, seven BYU players received All-MWC honorable mention. Senior wide receiver **Luke Ashworth**, senior kicker **Mitch Payne**, senior linebacker **Shane Hunter** and senior defensive back **Brian Logan** joined offensive linemen **Jason Speredon**, **Terence Brown** and **Braden Hansen** in receiving recognition.

"Our players honored are all very deserving," said BYU head coach Bronco Mendenhall. "This recognition highlights their strong contributions to our football team."

The first-team recognition is the second straight for Reynolds, an anchor at left tackle who started every game of his career for the Cougars, and has received top grades every game while giving up just one sack this season. Among offensive first-teamers, Reynolds is one of four repeat selections and the only junior on the squad.

Joining Reynolds as a two-year honoree is fellow team captain Rich, a second-team All-MWC selection last season. The senior safety leads BYU in tackles, solo tackles, assisted tackles, interceptions, forced fumbles, fumble recoveries and pass breakups.

Also on the defensive first team, So'oto earned his first all-conference award of his career. So'oto is first on the team and third in the conference in solo tackles-for-loss while also leading BYU in sacks and quarterback hurries.

Di Luigi, the Cougars' lone second-team selection and a first-year conference honoree, is second among all MWC players in receiving and rushing yards combined and was third in the conference in rushing yards per game and all-purpose yards per game.

## FIVE COUGARS HONORED

Based on their performances in BYU's 49-10 win at Colorado State, three BYU players won MWC weekly awards, the second time this season a school has swept all three awards in one week. Senior wide receiver Luke Ashworth won Offensive Player of the Week, senior safety Andrew Rich was named Defensive Player of the Week and senior kicker Mitch Payne took the Special Teams Player of the Year honor. Ashworth is the first Cougar to be named MWC Offensive POW since quarterback Max Hall on Nov. 23, 2009; it is his first such award. Rich, honored for the second time in his career, is the second Cougar this season to be named Defensive POW--BYU has taken the award the last two weeks. Payne, also awarded for the second time in his career, is the third Special Teams POW from BYU to be honored by the MWC.

In addition, Ashworth was named the College Sports Performance Wide Receiver of the Week, his first national award. Freshman quarterback Jake Heaps and sophomore punter Riley Stephenson were also each honored with CPF honorable mentions.

## AWARD WATCH

Based on their performances this season, a number of Cougars have accumulated various weekly awards:

PLAYER	AWARD	GAME	WEEK
Riley Stephenson	MWC Special Teams Player of the Week	Washington	Sept. 5
Riley Stephenson	College Football Performance Awards HM	Utah State	Oct. 3
Brandon Ogletree	MWC Defensive Player of the Week	Wyoming	Oct. 24
Cody Hoffman	MWC Special Teams Player of the Week	Wyoming	Oct. 24
Luke Ashworth	MWC Co-Offensive Player of the Week	Colorado State	Nov. 14
Andrew Rich	MWC Defensive Player of the Week	Colorado State	Nov. 14
Mitch Payne	MWC Special Teams Player of the Week	Colorado State	Nov. 14
Luke Ashworth	College Football Performance Awards WR of the Week	Colorado State	Nov. 14
Jake Heaps	College Football Performance Awards HM	Colorado State	Nov. 14
Riley Stephenson	College Football Performance Awards HM	Colorado State	Nov. 14
Andrew Rich	College Football Performance Awards HM	New Mexico	Nov. 21



# 2010 COUGAR FOOTBALL TEAM NOTES

## FAST START

BYU scored at least 14 points in the first quarter in four-straight games this season, the first time the Cougars have done so in program history. BYU has scored 14 in the first quarter six times this season overall, the most since 1983. BYU also scored 14 in the first quarter six times in 1981 and 1980 and did so a record seven times in 1977. BYU has outscored its opponents 104-44 in the first quarter on the year.

## DON'T CROSS THE LINE

UNLV did not earn a first down until 12:07 left in the second quarter. In BYU's outing against Wyoming, the Cowboys did not gain a first down until just over four minutes remaining in the first quarter.

## SAME STARTERS

In 12 games this season, BYU has used eight different starting lineups on defense. Numerous injuries have been a key factor in the constant shakeup, with 13 players getting the first starts of their careers and 20 different players starting at least one game this season on the defensive side.

## TEAM CAPTAINS

BYU head football coach Bronco Mendenhall announced team captains for the 2010 season.

Senior safety Andrew Rich and junior offensive tackle Matt Reynolds have been selected to serve as team captains. Both Rich and Reynolds have played in all 26 games the past two seasons and enter their third year as a starter for the Cougars.

Rich has started in 16 games and earned All-MWC Second Team honors in 2009. He is a 2010 Lott Trophy Award candidate. Reynolds has started all 26 games of his career and is a preseason All-American, Lombardi Trophy and Outland Trophy candidate in 2010. He was a Freshman All-American in 2008 and a CFN All-Sophomore selection in 2009 while earning first-team all-conference accolades.

BYU has also tabbed a special team captain for several games this year with holder Matt Marshall named captain against Washington while Riley Stephenson was a captain at Air Force.

## HEAPS CLIMBING MWC RECORDS

### MWC Total Offensive Yards - Freshmen

2. Ryan Lindley, SDSU	2,591
3. Pete Thomas, CSU	2,549
4. Austyn Carta-Samuels, WYO	2,319
5. Travis Dixon, UNLV	2,197
6. Jake Heaps, BYU	1,952

### MWC Passing Yards - Freshmen

1. Pete Thomas, CSU	2,662
2. Ryan Lindley, SDSU	2,653
3. Andy Dalton, TCU	2,459
4. Jake Heaps, BYU	2,052

## PUTTING THE YOUNG IN BYU

BYU's young, injury-riddled team this year has had 23 different players without prior starting experience start a game this season. On defense, 13 different players have started for the first time while on offense nine players have made their first-ever starts (see page 25).

The Cougars have played 19 freshmen this season, seven of whom have started at least one game this year. Freshman quarterback Jake Heaps, running back Joshua Quezada and wide receiver Cody Hoffman have become regular starters on the offensive side of the ball while linebackers Kyle Van Noy and Zac Stout are making regular contributions on defense.

The following players saw significant playing time before suffering season-ending injuries (\*signifies starter):

**Offense:** Freshman wide receiver Ross Apo (finger open dislocation, 11 games), freshman tight end Marcus Mathews (spleen tear, 3 games), junior quarterback Riley Nelson\* (shoulder surgery, 9 games)

**Defense:** Junior defensive lineman Romney Fuga\* (ACL/LCL, 8 games), sophomore defensive back Carter Mees (shoulder surgery, 5 games), junior linebacker Jordan Pendleton\* (shoulder injury, 6 games), sophomore defensive lineman Jordan Richardson\* (ACL, 2 games), junior defensive back Steven Thomas\* (concussion, 9 games)

## TURNING IT AROUND

After averaging 15.2 points over the first five games while starting they year with a 1-4 record, BYU averaged 32.6 points over its next six games to go 5-1 — the lone setback being at unbeaten TCU. BYU has also scored in each of the past 18 quarters of play spanning more than four games. During that 18-quarter span, the Cougars hold a dominating 169-51 advantage on the scoreboard. On defense, BYU allowed 28.8 points during its 1-4 start but has improved to allowing 16.1 points over the last seven games.

## NO RUNNING START

BYU's defense has been stout against the run of late and particularly setting the tone to open the game. In the last six games the Cougars have held their opponents to first quarter rushing totals of minus-10 (SDSU), 20 (TCU), minus-31 (Wyoming), zero (UNLV), 8 (CSU) and 8 (Utah) yards, respectively.



## FLAG BEARER

BYU has a tradition of selecting a player before each game to run the team flag onto the field. In 2008, the team implemented a new tradition—an alumni flag. The team selects a former Cougar to carry out the alumni flag, along with the chosen current player who runs out with the current team flag. Both flags are white with a blue "Y" logo. The team flag has been signed by each member of the team, while the alumni flag has been signed by former BYU players. Their signatures reflect their commitment to uphold the tradition, spirit and honor of the BYU football program and to be a flag bearer of the University.

### GAME

Washington  
Air Force  
Florida State  
Nevada  
Utah State  
San Diego State  
TCU  
Wyoming  
UNLV  
Colorado State  
New Mexico  
Utah

### ALUMNI FLAG BEARER

Jim McMahon  
Rob Morris  
Shad Hansen  
Danny Plater  
Colby Bockwoldt  
Chris Farasopoulos, Ken Serck  
Travis Bright  
Eric Drage  
Curtis Brown  
Kaipo McGuire  
Justin Ena  
Jonny Harline

### TEAM FLAG BEARER

Jordan Pendleton  
Nick Alletto  
Brandon Bradley  
McKay Jacobson  
Vic So'oto  
Jason Spredon  
Landon Jaussi  
BJ Peterson  
Shane Hunter  
Mitch Payne  
Travis Uale  
Andrew Rich



# 2010 COUGAR FOOTBALL TEAM NOTES

## WEEKLY NATIONAL RANKINGS (DEC. 5)

### AP TOP 25

1. Auburn	13-0
2. Oregon	12-0
3. TCU	12-0
4. Wisconsin	11-1
5. Stanford	11-1
6. Ohio State	11-1
7. Michigan State	11-1
8. Arkansas	10-2
9. Oklahoma	11-2
10. Boise State	11-1
11. LSU	10-2
12. Virginia Tech	11-2
13. Nevada	12-1
14. Missouri	10-2
15. Alabama	9-3
16. Oklahoma State	10-2
17. Nebraska	10-3
18. Texas A&M	9-3
19. South Carolina	9-4
20. Utah	10-2
21. Mississippi State	8-4
22. West Virginia	9-3
23. Florida State	9-4
24. Hawaii	10-3
25. Connecticut	8-4

Others receiving votes: UCF 63, Maryland 30, Tulsa 18, Navy 11, Miami (OH) 8, Northern Illinois 7, San Diego State 6, Pittsburgh 2, Fresno State 2, Iowa 1, North Carolina State 1, Air Force 1

### USA TODAY POLL

1. Oregon	12-0
2. Auburn	13-0
3. TCU	12-0
4. Wisconsin	11-1
5. Stanford	11-1
6. Ohio State	11-1
7. Michigan State	11-1
8. Arkansas	10-2
8. Oklahoma	11-2
10. Boise State	11-1
11. Virginia Tech	11-2
12. LSU	10-2
13. Oklahoma State	10-2
14. Missouri	10-2
15. Nevada	12-1
16. Nebraska	10-3
17. Texas A&M	9-3
18. Alabama	9-3
19. Utah	10-2
20. South Carolina	9-4
21. West Virginia	9-3
22. Mississippi State	8-4
23. Florida State	9-4
24. UCF	10-3
25. Hawaii	10-3

Others receiving votes: Connecticut 40, Maryland 19, Northern Illinois 13, Miami (OH) 8, North Carolina State 5, San Diego State 3, Navy 2, Tulsa 1, Arizona 1



## BYU'S LAST OUTING

SALT LAKE CITY (Nov. 27, 2010) — BYU led for most of the game but Utah came back late in the fourth quarter and blocked a last-second field goal attempt to defeat the Cougars 17-16 on Saturday at Rice-Eccles Stadium.

After Utah took its only lead of the game with just over four minutes remaining, BYU freshman quarterback Jake Heaps engineered a long drive downfield, including a 22-yard pass to freshman tight end Devin Mahina on a third-and-nine.

The Cougars advanced as far as the Utah 22-yard line before wearing down the clock to four seconds remaining. Utah, however, blocked senior kicker Mitch Payne's 42-yard attempt to secure the Ute victory.

Payne previously hit field goals of 43, 37 and 42 yards and added an extra point, scoring 10 of the Cougars' 16 points.

Heaps finished 22-of-37 passing for 228 yards, one touchdown and one interception for BYU (6-6, 5-3 MWC). The true freshman's main target was senior wide receiver McKay Jacobson, who caught his first touchdown of the year and finished with seven receptions for a season- and game-high 92 yards.

BYU held its fourth-straight opponent scoreless in the first half as the Cougars scored two field goals for the 6-0 lead. Payne converted from 43 yards with 4:34 to go in the first quarter and again from 37 yards with just two seconds remaining before the half. The Cougar defense allowed Utah (9-2, 7-1) only 11 rushing yards on 12 carries in the half as Utah got nearly half of its first-half total of 124 yards on one 60-yard pass play.

## KARIYA ACADEMIC ALL-AMERICAN

PROVO, Utah (Nov. 23, 2010) - BYU junior running back Bryan Kariya was named to the ESPN Academic All-America Second Team on Tuesday.

The honor is the first Academic All-America award for the junior, who is also a two-time Academic All-Mountain West Conference recipient and MWC Scholar-Athlete. He is the only running back from a Football Bowl Subdivision (FBS) school to earn Academic All-America recognition in 2010. A Chinese major with a 3.87 GPA, Kariya was one of four running backs named to the first and second teams.

The junior from Kaysville, Utah, is second on the team with 519 rushing yards through 12 games for a 43.2 yards-per-game average. Kariya has come on strong in conference play, averaging 57.0 ypg while helping BYU earn a 5-3 MWC record.

Kariya has started nine games on the year and had a career-high 88-yard rushing performance against Wyoming. He has recorded five touchdowns, including two against San Diego State.

With his selection, six Cougars in the last three years have been named Academic All-Americans, the second-most behind Penn State among all FBS schools during that period. BYU has earned the majority of the MWC's 10 Academic All-America awards in the last three years. After BYU's six awards, the MWC has totaled four others--two by Utah, one by TCU and one by New Mexico.

Overall, the BYU football program has earned 35 Academic All-America citations since 1965.

## OPPONENT SNAPSHOT

### THIS WEEK

TEAM	OPPONENT
Washington (5-6)	vs. Nebraska, Holiday Bowl (Dec. 30)
Air Force (8-4)	vs. Georgia Tech, Independence Bowl (Dec. 27)
Florida State (9-3)	vs. South Carolina, Chick-fil-A Bowl (Dec. 31)
Nevada (11-1)	vs. Boston College, Kraft Fight Hunger Bowl (Jan. 9)
Utah State (4-7)	Done
San Diego State (8-4)	vs. Navy, Poinsettia Bowl (Dec. 23)
TCU (12-0)	vs. Wisconsin, Rose Bowl (Jan. 1)
Wyoming (3-9)	Done
UNLV (2-10)	Done
Colorado State (3-9)	Done
New Mexico (1-11)	Done
Utah (10-2)	vs. Boise State, Las Vegas Bowl (Dec. 22)



# 2010 COUGAR FOOTBALL

## TEAM NOTES

### BEST IN THE MOUNTAIN WEST

Since the Mountain West Conference was formed in 1999, BYU has posted a record of 64-26 against league opponents, marking the most wins of any other conference opponent. The Cougars have also won a league-best (tied) four MWC titles (1999, 2001, 2006 and 2007). Listed below is the all-time MWC standings:

TEAM	W	L	PCT.
BYU	64	26	.711
Utah	63	27	.700
Air Force	47	43	.522
Colorado State	43	47	.478
New Mexico	42	48	.467
TCU	40	7	.833
San Diego State	35	55	.389
Wyoming	25	65	.267
UNLV	24	66	.278

(Through games as of Dec 18, 2010)

### 2010 MWC STANDINGS

TEAM	MWC	OVERALL
TCU	8-0	12-0
Utah	7-1	10-2
Air Force	5-3	8-4
San Diego State	5-3	8-4
BYU	5-3	6-6
Colorado State	2-6	3-9
UNLV	2-6	2-11
Wyoming	1-7	3-9
New Mexico	1-7	1-11

### HOLY MATRIMONY

BYU has long held the distinction of having the most married players of any other school in the country. This year is no exception. BYU has 33 players who are married, seven of whom have children: Nick Alletto, Alani Fua, Brandon Bradley, Spencer Hafoka, Shane Hunter, Aveni Leung-Wai and Jason Speredon.

### A FAMILY TRADITION

Several members of the football team have a relative currently or formerly involved with BYU Athletics. The following is a list of players and their relative(s):

PLAYER	RELATIVE (RELATION)	SPORT	
Nick Alletto	Dan Alletto (brother)	Football	
	Terrance Alletto (brother)	Football	
Famika Anae	Robert Anae (father)	Football	
	Famika Anae, Sr. (grandfather)	Football	
	Brad Anae (uncle)	Football	
	Mike Mills (grandfather)	Football	
Luke Ashworth	Mike Mills (grandfather)	Football	
Jordan Atkinson	Dave Atkinson (father)	Football	
	Chick Atkinson (grandfather)	Football (head coach)	
	Chuck Cutler (father)	Football	
Dallin Cutler	Kevin Doman (father)	Football	
	Brandon Doman (uncle)	Football	
D.J. Doman	Cliff Doman (uncle)	Football	
	Rex Doman (2nd cousin)	Football	
	Sam Doman (2nd cousin)	Football	
	Shawn Doman (2nd cousin)	Football	
	Matthew Edwards	LaVell Edwards (grandfather)	Football (head coach)
	John Edwards (father)	Track	
	Sarah Edwards (sister)	Track, Cross Country	
	Jim Edwards (uncle)	Football	
	Landon Fowler	Blaine Fowler (father)	Football
		Kellen Fowler (brother)	Football
Danny Frazier (father)		Football	
Jameson Frazier	Danny Frazier (father)	Football	
Ryan Freeman	Erik and Mark (brothers)	Football	
Spencer Hafoka	Saia Hafoka (brother)	Football	
Braden Hansen	Brock Hansen (brother)	Football	
	Danny Hansen (uncle)	Football	
Cole Herrmann	Jim Herrmann (father)	Football	
McKay Jacobson	Hally Jacobson (mother)	Cheerleading	
	Jeniel Jacobson (sister)	Cheerleading	
Josh Marquardt	Michael and Daniel (brothers)	Football	
Carter Mees	Mike Mees (father)	Football	
Zed & Zeke Mendenhall	Paul Mendenhall (great uncle)	Football	
	Matt Mendenhall (2nd cousin)	Football	
	Bronco Mendenhall (2nd cousin)	Football (head coach)	
	Chris Muehlmann (brother)	Football	
	Matt Payne (brother)	Football	
Jordan Pendleton	Kirk Pendleton (father)	Football	
Matt & Houston Reynolds	Lance Jr. and Dallas (brothers)	Football	
	Lance Reynolds (father)	Football	
Jordan Richardson	Brock Richardson (brother)	Football	
Jason Speredon	Casey Thurston (sister)	Volleyball	
Jadon Wagner	Aaron Wagner (brother)	Football	

### BAND OF BROTHERS...LITERALLY

The Cougars have used the motto "Band of Brothers" for several years, but this year the team took that quite literally. There are currently five pairs of brothers on the team, as well as five other sets consisting of one current player and one missionary who will return to play at BYU.

#### Both Current Players

Rhen & Terence Brown  
Zed & Zeke Mendenhall  
Houston & Matt Reynolds

#### One Current Player & One Missionary

Nick & Terrance Alletto  
Marcus & Mitch Mathews  
Zed & Zeke & Zane Mendenhall



# 2010 COUGAR FOOTBALL

## LAVELL EDWARDS STADIUM

### HOME FIELD DOMINANCE

Since it was built in 1964, the Cougars have fielded several dominating teams. Last season, BYU averaged 29.33 points per game at home. The Cougars have not had a negative points per game margin for the past seven seasons, including all six years of head coach Bronco Mendenhall's tenure. In 2006, a 35.16-point differential was a BYU record in scoring margin in the stadium's 46-year history (and the program's 86-year history):

Year	BYU ppg.	Opp. ppg.	Margin of Difference
2010	30.00	16.50	+13.50!
2009	29.33	29.33	0.00!
<b>2008</b>	<b>41.33</b>	<b>11.17</b>	<b>+30.16!</b>
2007	28.67	11.33	+17.33!
<b>2006</b>	<b>47.16</b>	<b>12</b>	<b>+35.16!</b>
2005	36.33	29.5	+6.83!
2004	22.83	22.16	+0.67#
2003	12.16	27.66	-15.5#
2002	27.5	23	+4.5#
2001	53.16	27.33	+25.83#
2000	24.5	16.83	+7.67^
1999	31.83	25.66	+6.17^
1998	35.33	15.5	+19.83^
1997	28.83	24.83	+4.00^
1996	42.71	15.57	+27.14^
1995	28.33	23	+5.33^
1994	29.66	25.83	+3.83^
1993	35.66	30.66	+5.00^
1992	29.83	18.66	+11.17^
1991	38.16	18.66	+20.6^
1990	48.66	23.5	+25.16^
1989	47.5	32.83	+14.67^
<b>1988</b>	<b>42.33</b>	<b>10.16</b>	<b>+32.17^</b>
1987	28.66	22	+6.66^
1986	29	15.66	+13.34^
1985	34.66	13.16	+21.5^
1984	40	15.16	+24.84^
1983	41	19.2	+21.8^
1982	38.4	20.6	+17.8^
1981	41	25.4	+15.6^
<b>1980</b>	<b>49.5</b>	<b>16.16</b>	<b>+33.34^</b>
<b>1979</b>	<b>40.6</b>	<b>6.4</b>	<b>+34.2^</b>
1978	30.4	9.4	+21.0^
1977	39	13.6	+25.4^
1976	43.66	22.16	+21.5^
1975	27.2	21.6	+5.6^
1974	31.6	15	+16.6^
1973	30.83	20	+10.83^
1972	24.4	25.6	-1.2^
1971	20.75	18	+2.75*
1970	12.6	14.8	-2.2*
1969	24.4	15	+9.4*
1968	16.4	32	-15.6*
1967	37.8	13.6	+24.2*
1966	27.66	20.16	+7.5*
1965	25.5	16.5	+9.0*
1964	23.4	15.8	+7.6*

Bold indicates 30 or greater point advantage.  
 \* Tommy Hudspeth coached teams  
 ^ LaVell Edwards coached teams  
 # Gary Crowton coached teams  
 ! Bronco Mendenhall coached teams

### LAVELL EDWARDS STADIUM

LaVell Edwards Stadium, with its 63,725-seat capacity, is home to BYU football. Originally Cougar Stadium, it was built in 1964 and seated 45,000. It was expanded in 1982 to seat 65,000 in permanent seats before official capacity became 64,045 after refurbishing the middle of the east section. Beginning in 2010, Edwards Stadium official capacity became 63,275 after seating was removed to allow for additional wheelchair access.

- Record:** 205-64 (.762)
- Stadium Record (since 1982 expansion):** 136-42 (.764)
- Stadium Record (since renaming in 2000):** 44-16 (.733)
- Last Six Home Games:** 5-1 (.833) - 2010
- Last 12 Home Games:** 9-3 (.750) - 2009-10
- Last 18 Home Games:** 15-3 (.833) - 2008-10
- Last 24 Home Games:** 21-3 (.875) - 2007-10

### "FAN" TASTIC FANS

The attendance in BYU's 27-13 loss to Nevada was 61,471, ending a streak of 19-straight sell-outs at LaVell Edwards Stadium over the course of more than three complete seasons. The last time the stadium was not sold out was against New Mexico on Nov. 18, 2006 when 63,814 fans were in attendance—231 short of a sellout.

### TOP 10 EDWARDS STADIUM CROWD

In 2009, BYU hosted two of the top-ten crowds since LaVell Edwards Stadium was modified in 2003. The crowd of 64,641 at the TCU game ranks third, ranking behind the crowd of 65,251 for the 2004 game against Notre Dame and the 64,749 in attendance for the 2007 Utah game. The Cougars' overtime contest against Utah last season is currently tenth with 64,301 fans attending the game. In 2010, BYU averaged 61,380 fans per home game.





# 2010 COUGAR FOOTBALL OFFENSIVE NOTES

## WHO NEEDS MARIO?

Junior running back JJ Di Luigi has led BYU in rushing eight of the Cougars' 12 games while also gaining the most receiving yards in three games. The junior currently leads the team in rushing yards, receiving yards and all-purpose yards and is second in scoring and total offense.

## HOME BOYS

A majority of the BYU two-deep includes athletes who grew up in hometowns just a few miles from Provo. Wide receiver Luke Ashworth and offensive linemen brothers Matt and Houston Reynolds even went to high school in Provo at Timpview High. Others from Utah County include tight end Richard Wilson from Spanish Fork and fullback Zed Mendenhall from Alpine.

Other Utahns on the depth chart include left guard Braden Hansen from Sandy, right guard Jason Speredon from West Valley City, right tackle Braden Brown from Salt Lake City, quarterback James Lark from St. George and running back Bryan Kariya from Kaysville.

## HE'S GOT YOUR BACK

BYU starting offensive lineman Matt Reynolds entered the year as a preseason All-American after being named to the All-MWC First Team and College Football News All-Sophomore Team First Team. A Lombardi and Outland Trophy candidate, the 6-foot-6, 322-pound junior has started every game for the Cougars in his career and was named one of two team captains coming into 2010.

## TALE OF THE TAPE

BYU's starting five offensive linemen weigh in at an average 314 pounds and average 6-feet-5. In a season full of injuries for the Cougars, all five linemen have started every game of the season.

## ASHWORTH TIES MULTIPLE BYU RECORDS, EARNS WEEKLY AWARDS

Senior wide receiver Luke Ashworth had a record-setting day to help BYU defeat Colorado State. He set career highs with 113 receiving yards, four touchdowns and a long reception of 62 yards. He caught the Cougars' first four offensive touchdowns of 62, 7, 36 and 8 yards, respectively, all in the first half—becoming the first BYU player to ever score four touchdowns in the first half. The four first-half touchdowns tied a program record for most touchdowns scored in any half in BYU history (RB Dick Felt had four rushing touchdowns in the second half in 1952) and tied the BYU record for most TD receptions in a game (previously accomplished by Kirk Pendleton in 1983 vs. New Mexico and John VanDerWouden in 1976 vs. Colorado State). The four receiving touchdowns also tied an MWC record for most touchdowns in a game (Utah's Travis LaTendresse 4 TD catches vs. Georgia Tech in 2005 bowl game) and set a Hughes Stadium record, breaking the old record set in 1974. The four touchdown catches were Ashworth's only catches of the game. It was the first multi-touchdown game of the senior's career. For his efforts, Ashworth earned his first-ever MWC Offensive Player of the Week award and was named the College Football Performance Awards Wide Receiver of the Week.

## HEAPS BREAKS OUT

Coming into the New Mexico Bowl, BYU true freshman quarterback Jake Heaps is No. 1 in wins (6), win percentage (.556) and fewest interceptions (8) and No. 2 in yards per completion (10.6), completions per game (16.2), yards per attempt (5.9) and passing yards (2,052) among true freshmen with at least 310 passing attempts.

Heaps broke out in BYU's win over UNLV on Nov. 6, throwing for a career-high 294 yards and two touchdowns on 19-of-31 passing. The freshman also passed Ty Detmer and Matt Berry on the BYU freshman passing yards list, taking the top spot at 1,351 yards. Heaps also became the first freshman in BYU history to win three games as a starting freshman signal caller and tied the record for most starts at quarterback as a freshman with six. Heaps built on his game against the Rebels by throwing a career-best four touchdowns, including a career-long completion of 62 yards. The freshman went 15-of-20 for 242 yards on the day, leading BYU to a 49-10 win, the fourth win for the Cougars in five games.

## ALL BUT PERFECT

BYU finished the game at Colorado State going 12-of-13 (.923) on third-down conversions, the first time BYU has had a third-down conversion of over 80-percent since going 12-of-14 (.857) at Washington in 2008. On the one failed third-down attempt, BYU still converted the ensuing fourth-down. As part of the third-down proficiency, BYU did not punt the entire game, accomplishing the feat for the first time since playing at Tulane in 2009.

## STRONG DEFENSE, OFFENSE

After holding New Mexico to seven points, BYU held three-straight opponents to 10 points or less, the longest such streak since 1984. The Cougars held Colorado State to 10 points and UNLV to seven points the previous two games, matching the streak 17 years ago when BYU held New Mexico, UTEP and San Diego State to zero, nine and three points, respectively.

After leading UNLV 38-0 at halftime, the Cougars took a 35-0 lead into the half at Colorado State. It was the first time BYU has scored at least five touchdowns in the first half in back-to-back games since the Cougars scored seven touchdowns against Tulane and five touchdowns against Nevada in the first two games of the 2001 season.

## 2010 NATIONAL RANKINGS

### TEAM RANKINGS

Category	National Rank	Actual	National Leader	Actual	Conference Rank
Red Zone Offense	T-27	.87	2 tied	.95	3
TFL Allowed	T-27	4.8	Utah	3.1	5
3rd Down Conv. %	27	45.4	Stanford	57.8	3
1st Down Offense	T-37	21.3	Nevada	27.2	3
Turnovers Lost	T-41	19	Iowa, Wisconsin	9	T-4
Rushing Offense	46	163.8	Georgia Tech	327.0	3

### INDIVIDUAL RANKINGS

Category	Player	National Rank	Actual	National Leader	Actual	Conf. Rank
Completions/Game	Jake Heaps	T-60	16.17	Davis (East Carolina)	29.83	5
All-Purpose/Game	JJ Di Luigi	78	108.6	Johnson (Tulsa)	191.8	4



# 2010 COUGAR FOOTBALL

## DEFENSIVE NOTES

### MAKING HISTORY

With one game to play, BYU senior safety Andrew Rich's 106 tackles are the sixth-most by a BYU player in the last 20 years:

	Individual	Team
1998	Rob Morris	155
2003	Aaron Francisco	116
1997	Rob Morris	110
2002	Paul Walkenhorst	107
2000	Justin Ena	107
2010	Andrew Rich	106

### SOMEONE FROM EVERYWHERE

The defensive two-deep hail from all corners of the country. Players hail from Alaska, Arkansas, California, Florida, Georgia, Hawaii, Idaho, Nevada, Texas, Utah. One player, Jadon Wagner, is from Alberta, Canada.

### SACKMASTERS

Five Cougars each had a solo sack against UNLV; the five sacks are a team season high. Graham Rowley, Austen Jorgensen and Connell Hess each recorded their first career sacks while Matt Putnam had his first of the season and Corby Eason recorded his second from his position at defensive back.

### SO'OTO: A LONG ROAD

Defensive lineman Vic So'oto has come a long way to his spot in the starting lineup after originally joining the team in 2005. So'oto came in to the program as a tight end, playing in 11 games. After redshirting in 2006, So'oto enjoyed a sophomore season in which he saw action in all 13 games at tight end, grabbing 12 receptions for 124 yards.

It was after So'oto's sophomore year that the BYU coaching staff asked So'oto to switch sides of the ball, converting the tight end to a linebacker. Unfortunately, So'oto suffered a season-ending injury in just the second game of the season at Washington. After receiving an extra year of eligibility, So'oto returned in 2009, this time as a defensive lineman, backing up MWC career sack leader Jan Jorgensen.

In 2010, So'oto has started every game and was named All-MWC First Team. He is fifth on the team in total tackles (third in assisted tackles) in addition to 10.5 tackles-for-loss, four sacks, eight quarterback hurries, one forced fumble and one interception.

### BIG IMPROVEMENT

Since BYU head coach Bronco Mendenhall took over the defensive coordinator duties one month ago, the Cougar defense has seen marked improvements in both its opponents' per-game averages and its national statistical rankings in its last seven games. Highlights include:

**vs. SDSU:** Held #46 rushing offense 113 yards below its average, a season-low 53 yards...held #23 total offense 178.5 yards below average to a season-low 273 yards...held #27 scoring offense 13.9 points below its average to a season-low 21 points...held #19 passing offense 63 yards below its average to 220 yards, second-lowest on the season.

**at TCU:** Held #10 rushing offense 162.9 yards below its average, a season-low 108 yards...held #8 total offense 104.7 yards below its average to 381 yards, second-lowest on the season...held #8 scoring offense to 9.8 points below its average to 31.

**vs. Wyoming:** Held the Cowboys to 63 yards rushing, 110 yards passing and 173 total yards while earning 12.0 tackles-for-loss, 3.0 sacks, seven pass breakups, six quarterback hurries, a fumble forced, a fumble recovered and a safety. All but the rushing and passing marks tied or set new season highs for the Cougar defense.

**vs. UNLV:** Held the Rebels to 11 pass completions, 22 yards rushing, 122 yards passing and 144 total yards, all season lows for UNLV. BYU also posted season highs of 5 sacks and 2 interceptions and season lows of 7 points and 11 first downs allowed. Did not allow a score with the first team defense on the field.

**at Colorado State:** Held Rams to 83 yards net rushing. Forced four turnovers (two interceptions & two fumbles), including one fumble return for a touchdown. Did not allow a score with the first team defense on the field. Only allowed the Rams inside the red zone once.

### BYU Defensive Improvements

	First 5 Games (Nat'l Rank)	Last 7 games	Difference	Overall Now	Overall Difference
Rushing Defense	259.2 (120th)	74.0	-185.2	151.2 (33rd)	-107.0 (-87)
Passing Defense	174.2 (28th)	197.6	+23.4	187.8 (21st)	+13.6 (-7)
Total Defense	433.4 (101st)	271.6	-161.8	339.0 (33rd)	-94.4 (-68)
Scoring Defense	28.8 (87th)	16.1	-12.7	21.4 (32nd)	-7.4 (-55)

### RUSH TO THE DEFENSE

The Cougars held UNLV to a season-low 22 rushing yards, including zero in the first quarter, one in the third quarter, and minus-25 in the fourth quarter. The Rebels' 22 net rushing yards are the fewest by a BYU opponent since the Cougars held San Diego State to 20 net yards rushing last year.

### RICH THE WRECK

Senior safety Andrew Rich led BYU in tackles and was responsible for two of BYU's our turnovers created to help BYU defeat Colorado State. He finished the day with a team-leading nine tackles, including three solo and a career-high six assisted, and assisted on a tackle for loss while adding a forced fumble and interception. Both of the turnovers he created set up BYU touchdowns. After BYU went up 7-0, Rich delivered a hit on CSU's next possession to force a fumble and give the Cougars the ball in CSU territory to set up the team's second touchdown. With BYU leading 21-0 after a defensive touchdown, Rich stopped the momentum CSU had created with the ensuing drive that had traveled deep into BYU territory by picking off a pass attempt, his first interception of the season, at the BYU 26-yard line. BYU's offense again turned the turnover into points on the next possession to turn the game strongly into BYU's favor.

### 2010 NATIONAL RANKINGS

#### TEAM RANKINGS

Category	National Rank	Actual	National Leader	Actual	Conference Rank
Passing Defense	T-21	187.8	TCU	126.3	3
1st Down Defense	T-31	18.0	TCU	11.3	3
Scoring Defense	32	21.4	TCU	11.4	3
Pass Eff. Defense	32	116.9	TCU	93.1	4
Total Defense	33	339.0	TCU	215.4	3
Rushing Defense	61	151.2	Boston College	80.2	4

#### INDIVIDUAL RANKINGS

Category	Player	National Rank	Actual	National Leader	Actual	Conf. Rank
Fumbles Forced/Game	Andrew Rich	T-32	.25	Sisson (Colorado State)	.58	T-6
Tackles/Game	Andrew Rich	T-46	8.8	Kuechly (Boston Coll.)	14.3	5
Solo Tackles/Game	Andrew Rich	T-48	4.9	Kuechly (Boston Coll.)	8.5	2





# 2010 COUGAR FOOTBALL SPECIAL TEAMS NOTES

## DISTANT COUSIN

Deep snapper Reed Hornung comes to BYU with a familiar family name. Paul Hornung, a former Notre Dame great, won the Heisman Trophy in 1956 and was known as one of the best all-around players in history, playing quarterback while also running, passing, blocking and tackling. An award given beginning this season is named in his honor and will be awarded to the best all-around player in college football. Reed and Paul are related -- Paul is Reed's father's second cousin.

## MWC POW

BYU has had three different players named Mountain West Conference Special Teams Player of the Week this season, tied for the most in the league this year. Punter Riley Stephenson took the award the first week of the season, while kick returner Cody Hoffman and kicker Mitch Payne have been honored late in the season.

## IT'S BEEN A WHILE

BYU has been unable to return a kickoff for a touchdown for 156 consecutive games. Mike Rigell was the last Cougar to accomplish the feat, turning in a 96-yard touchdown in a 31-9 victory at Hawaii on October 17, 1998.

The last time BYU returned a punt for a touchdown was back on Nov. 9, 2006 when freshman McKay Jacobson ran one back 77 yards against Wyoming at Edwards Stadium. Fifty-four games have passed since then.

## HERE COMES THE BOOM

MWC honorable mention honoree Riley Stephenson returns at punter for BYU after a successful freshman campaign. Stephenson has 15 punts of over 50 yards, including a long of 59, and 19 kicks inside the 20 in 2010. Stephenson is known for his ability to place punts near the goalline, putting eight kicks inside the 20 last season. The sophomore can also boom kicks when needed, totaling eight punts over 50 yards in 2009, including a career-high and BYU bowl game record 60-yard punt against Oregon State in the Las Vegas Bowl.

## PAYNE EARNS MWC PLAYER OF THE WEEK

BYU senior kicker Mitch Payne converted all seven of his point-after attempts in BYU's 49-10 victory at Colorado State. His seven conversions equaled his season high, which he also accomplished the previous week against UNLV, and were just one shy of his career mark of eight PATs in a single game. The award is the second in Payne's career and the third MWC Special Teams Player of the Week award for BYU this season.

## RECORD-SETTING SEASON

Senior kicker Mitch Payne set a new MWC record for most kicking points in a career last week against New Mexico. Payne passed his brother and former BYU kicker Matt for first all-time, now at 324 career points after kicking three field goals and an extra point at Utah.

The game before against UNLV, Payne set the BYU all-time record for most PAT attempts. He finished the day with 181 career PAT attempts as the Cougar kicker. He is 16-of-20 overall on field goals this year and 30-of-32 on PATs. He is also 10 points away from scoring the most points of any Cougar player in BYU history, a record currently held by kicker Owen Pochman (1997-00) with 333 points.

He also holds the MWC record for juniors for most PATs made in a game, converting eight against UNLV in 2009. With 59 PATs last season, Payne also became the BYU and Mountain West Conference career PATs made leader with 156, surpassing his brother Matt's record of 150 career PATs made. Payne currently has 186 PAT conversions.

## CATCHING PASSES, CATCHING KICKS

Filling in an opening as a kickoff returner, redshirt freshman Cody Hoffman returned the first four kickoffs of his career against Wyoming, racking up a total of 104 yards while also fulfilling his duties at wide receiver. Hoffman is the first Cougar to pass the 100-yard kickoff return mark since Austin Collie totaled 134 yards against Utah in 2008. For his efforts, Hoffman was named the MWC Special Teams Player of the Week, the first conference award of his career.

Hoffman followed up his newfound special teams excellence with a 50-yard kickoff return against UNLV, the longest for BYU this season and the longest kickoff return by a Cougar since Austin Collie's 70-yard return against Utah in 2008. He also caught his second touchdown pass of the season against the Rebels.

On the season, Hoffman has 255 kickoff return yards on nine attempts, an average of 28.3 yards per return.

## FALSLEV TAKES OFF

Freshman JD Falslev returned the first kickoff of his career 34 yards to the BYU 46-yard line, setting up the Cougars' first points of the game at Utah State. Falslev finished with three returns for 64 yards in his hometown of Logan. Since then, the freshman's has become BYU's primary punt and kick returner. Falslev leads the team with 13 punt returns for 94 yards and has returned eight kickoffs a total of 162 yards. He also had his first-career rush attempt against Colorado State, going 15 yards, and has three rush attempts for 17 yards on the year.

## 2010 NATIONAL RANKINGS

### TEAM RANKINGS

Category	National Rank	Actual	National Leader	Actual	Conference Rank
Punt Ret. Defense	T-24	5.75	Tulsa	2.06	2

### INDIVIDUAL RANKINGS

Category	Player	National Rank	Actual	National Leader	Actual	Conf. Rank
Field Goals/Game	Mitch Payne	T-26	1.33	2 tied	2.17	T-2
Punting Avg.	Riley Stephenson	56	41.3	Henry (Florida)	46.4	4



# 2010 COUGAR FOOTBALL

## STARTERS/TEAM STATS

### GAME-BY-GAME STARTERS

#### OFFENSIVE STARTERS

GAME	QB	WR	WR/TE	RB	RB/WR	TE/WR	LT	LG	C	RG	RT
Washington	Nelson	Chambers	Jacobson	Di Luigi	Zed Mendenhall	Muehlmann	Reynolds	B. Hansen	T. Brown	Speredon	B. Brown
Air Force	Nelson	Hoffman	Jacobson	Di Luigi	Kariya	Muehlmann	Reynolds	B. Hansen	T. Brown	Speredon	B. Brown
Florida State	Nelson	Chambers	Jacobson	Di Luigi	Hoffman	Ashworth	Reynolds	B. Hansen	T. Brown	Speredon	B. Brown
Nevada	Heaps	Hoffman	Jacobson	Di Luigi	Kariya	Holt	Reynolds	B. Hansen	T. Brown	Speredon	B. Brown
Utah State	Heaps	Hoffman	Jacobson	Di Luigi	Kariya	Mahina	Reynolds	B. Hansen	T. Brown	Speredon	B. Brown
San Diego State	Heaps	Chambers	Jacobson	Di Luigi	Zed Mendenhall	Mahina	Reynolds	B. Hansen	T. Brown	Speredon	B. Brown
TCU	Heaps	Chambers	Muehlmann	Di Luigi	Kariya	Mahina	Reynolds	B. Hansen	T. Brown	Speredon	B. Brown
Wyoming	Heaps	Hoffman	Jacobson	Kariya	Zed Mendenhall	Mahina	Reynolds	B. Hansen	T. Brown	Speredon	B. Brown
UNLV	Heaps	Hoffman	Jacobson	Di Luigi	Kariya	Wilson	Reynolds	B. Hansen	T. Brown	Speredon	B. Brown
Colorado State	Heaps	Hoffman	Jacobson	Kariya	Zed Mendenhall	Wilson	Reynolds	B. Hansen	T. Brown	Speredon	B. Brown
New Mexico	Heaps	Hoffman	Jacobson	Kariya	Zed Mendenhall	Wilson	Reynolds	B. Hansen	T. Brown	Speredon	B. Brown
Utah	Heaps	Hoffman	Jacobson	Di Luigi	Kariya	Mahina	Reynolds	B. Hansen	T. Brown	Speredon	B. Brown

#### DEFENSIVE STARTERS

GAME	LE	NG	RE	SLB	MLB	BLB	WLB	FC	FS	KAT	BC
Washington	Manumaleuna	Fuga	So'oto	Pendleton	Hunter	Leung-Wai	Frazier	Logan	Thomas	Rich	Bradley
Air Force	Manumaleuna	Fuga	So'oto	Pendleton	Hunter	Ogletree	Frazier	Logan	Thomas	Rich	Bradley
Florida State	Manumaleuna	Fuga	So'oto	Pendleton	Hunter	Leung-Wai	Frazier	Logan	Thomas	Rich	Bradley
Nevada	Manumaleuna	Fuga	So'oto	Pendleton	Hunter	Jorgensen	Frazier	Eason	Rich	Zek. Mendenhall	Bradley
Utah State	Putnam	Manumaleuna	So'oto	Pendleton	Hunter	Jorgensen	Wagner	Logan	Uale	Rich	Bradley
San Diego State	Putnam	Richardson	So'oto	Van Noy	Hunter	Ogletree	Wagner	Logan	Uale	Rich	Bradley
TCU	Putnam	Richardson	So'oto	Van Noy	Hunter	Ogletree	Wagner	Logan	Uale	Rich	Bradley
Wyoming	Putnam	Richardson	So'oto	Frazier	Hunter	Ogletree	Wagner	Logan	Uale	Rich	Bradley
UNLV	Putnam	Richardson	So'oto	Frazier	Hunter	Ogletree	Wagner	Logan	Uale	Rich	Bradley
Colorado State	Putnam	Richardson	So'oto	Frazier	Hunter	Ogletree	Wagner	Logan	Uale	Rich	Bradley
New Mexico	Putnam	Manumaleuna	So'oto	Zek. Mendenhall	Hunter	Ogletree	Wagner	Logan	Uale	Rich	Bradley
Utah	Putnam	Manumaleuna	So'oto	Frazier	Hunter	Ogletree	Wagner	Logan	Uale	Rich	Bradley

### CAREER GAMES STARTED

<u>OFFENSE</u>		<u>FIRST-YEAR STARTERS (10)</u>		<u>DEFENSE</u>		<u>FIRST-YEAR STARTERS (13)</u>	
Matt Reynolds (Jr., OL)	38	Jason Speredon (Sr., OL)	12	Brandon Bradley (Sr., DB)	28	Shane Hunter (Sr., LB)	12
McKay Jacobson (Jr., WR)	26	JJ Di Luigi (Jr., RB)	9	Andrew Rich (Sr., DB)	28	Jameson Frazier (Jr., LB)	8
Terence Brown (Jr., OL)	25	Jake Heaps (Fr., QB)	9	Brian Logan (Sr., DB)	23	Matt Putnam (Jr., DL)	8
Braden Hansen (So., OL)	25	Cody Hoffman (Fr., WR)	9	Eathyn Manumaleuna (So., DL)	20	Travis Uale (Jr., DB)	8
O'Neill Chambers (Jr., WR)	14	Devin Mahina (Fr., TE)	5	Vic So'oto (Sr., DL)	20*	Jadon Wagner (Jr., LB)	8
Braden Brown (So., OL)	14	Zed Mendenhall (So., RB)	5	Jordan Pendleton (Jr., LB)	15	Brandon Ogletree (So., LB)	7
Bryan Kariya (Jr., RB)	11	Mike Muehlmann (Fr., TE)	3	Romney Fuga (Jr., DL)	7	Jordan Richardson (So., DL)	5
Luke Ashworth (Sr., WR)	8	Riley Nelson (Jr., QB)	3			Austen Jorgensen (So., LB)	3
Spencer Hafoka (Jr., WR)	5	Richard Wilson (Fr., TE)	3			Steven Thomas (Jr., DB)	3
		Austin Holt (Fr., TE)	1			Aveni Leung-Wai (Jr., LB)	2
						Zeke Mendenhall (Sr., LB)	2
						Kyle Van Noy (Fr., LB)	2
						Corby Eason (Jr., DB)	1

\*Includes six starts at tight end

### BYU TEAM STATISTICS

DATE	OPPONENT	SCORE	RECORD	CONF. RECORD	TIME	ATTENDANCE
Sept. 4, 2010	Washington	23-17	1-0	0-0	3:24	63,771
Sept. 11, 2010	at Air Force	35-14	1-1	0-1	3:02	46,692
Sept. 18, 2010	at Florida State	34-10	1-2	0-1	3:13	68,795
Sept. 25, 2010	Nevada	27-13	1-3	0-1	3:09	61,471
Oct. 1, 2010	at Utah State	31-16	1-4	0-1	3:22	24,152
Oct. 9, 2010	San Diego State	24-21	2-4	1-1	3:04	62,176
Oct. 16, 2010	at TCU	31-3	2-5	1-2	2:53	40,416
Oct. 23, 2010	Wyoming	25-20	3-5	2-2	2:56	60,505
Nov. 6, 2010	UNLV	55-7	4-5	3-2	3:11	61,283
Nov. 13, 2010	at Colorado State	49-10	5-5	4-2	2:47	16,501
Nov. 20, 2010	New Mexico	40-7	6-5	5-2	3:04	59,077
Nov. 27, 2010	at Utah	17-16	6-6	5-3	3:08	45,272



# 2010 COUGAR FOOTBALL

## SCORING DRIVES/SUPERLATIVES

### 2010 SCORING DRIVES

#### vs. Washington

9 plays, 66 yards TOP 3:53  
 8 plays, 47 yards TOP 2:36  
 11 plays, 58 yards TOP 5:33  
 3 plays, 48 yards TOP 0:56

#### vs. Air Force

12 plays, 74 yards TOP 5:17  
 5 plays, 49 yards TOP 2:43

#### vs. Florida State

7 plays, 49 yards TOP 3:14  
 11 plays, 71 yards TOP 1:56

#### vs. Nevada

5 plays, 36 yards TOP 1:31  
 11 plays, 35 yards TOP 2:58  
 9 plays, 65 yards TOP 3:36

#### vs. Utah State

9 plays, 48 yards TOP 3:18  
 8 plays, 75 yards TOP 2:41  
 8 plays, 66 yards TOP 1:39

#### vs. San Diego State

19 plays, 78 yards TOP 8:28  
 5 plays, 24 yards TOP 2:40  
 8 plays, 38 yards TOP 4:13  
 9 plays, 67 yards TOP 4:51

#### vs. TCU

14 plays, 70 yards TOP 5:31

#### vs. Wyoming

10 plays, 58 yards TOP 4:25  
 5 plays, 33 yards TOP 1:52  
 9 plays, 48 yards TOP 4:32  
 7 plays, 70 yards TOP 2:31

#### vs. UNLV

9 plays, 49 yards TOP 4:20  
 11 plays, 86 yards TOP 4:19  
 8 plays, 44 yards TOP 2:43  
 2 plays, 58 yards TOP 0:26  
 8 plays, 76 yards TOP 3:43  
 5 plays, 0 yards TOP 0:36  
 3 plays, 47 yards TOP 1:00  
 10 plays, 68 yards TOP 4:18  
 12 plays, 44 yards TOP 6:49

#### vs. Colorado State

4 plays, 89 yards TOP 1:19  
 7 plays, 44 yards TOP 3:42  
 7 plays, 74 yards TOP 3:16  
 9 plays, 82 yards TOP 3:45  
 16 plays, 76 yards TOP 7:14  
 4 plays, 59 yards TOP 2:03

#### vs. New Mexico

3 plays, 12 yards TOP 2:11  
 5 plays, 21 yards TOP 0:57  
 7 plays, 80 yards TOP 2:59  
 16 plays, 84 yards TOP 6:14  
 11 plays, 72 yards TOP 5:03  
 12 plays, 82 yards TOP 4:53  
 10 plays, 80 yards TOP 4:58

#### vs. Utah

10 plays, 45 yards TOP 4:38  
 7 plays, 21 yards TOP 2:21  
 3 plays, 19 yards TOP 0:51  
 15 plays, 56 yards TOP 6:02

### 2010 BYU SUPERLATIVES

Overall Record	6-6
Current Streak	L1
MWC Record	5-3
Current Streak	L1
All-Time MWC Record	64-26 (.711)
Non-Conference Record	1-3
Current Streak	L3
2010 Home Record	5-1
Current Streak	W4
2010 Road Record	1-5
Current Streak	L1
2010 Neutral Record	0-0
Current Streak	W2
Day Games	6-5
Current Streak	L1
Night Games	0-1
Current Streak	L2
Friday Games (since 2000)	7-4
Current Streak	L1
When BYU Wins Coin Toss	3-3
When BYU Loses Coin Toss	3-3
When BYU Leads After First Quarter	5-2
When BYU Trails After First Quarter	1-4
When Tied After First Quarter	0-0
When BYU Leads at the Half	5-1
When BYU Trails at the Half	1-5
When Tied at the Half	0-0
When BYU Leads After Third Quarter	6-1
When BYU Trails After Third Quarter	0-5
When Tied After Third Quarter	0-0
Record in August	0-0
Streak	W4
Record in September	1-3
Streak	L3
Record in October	2-2
Streak	W1
Record in November	3-1
Streak	L1
Record in December	0-0
Streak	W1
Record vs. Top-25 Teams	0-2
Streak	L2
Record vs. Non-Ranked Teams	6-4
Streak	W5
Record When BYU has 100-Yard Rusher	2-1
Streak	W1
Record When Opponent has 100-Yard Rusher	0-3
Record When BYU has 300-Yard Passer	0-0
Record When Opponent has 300-Yard Passer	0-0
When BYU Scores First	5-2
When Opponent Scores First	1-4
On ESPN	0-1
On ESPNU	0-1
On VERSUS	0-2
On The Mtn	5-2
On CBS-CS	1-0



# 2010 COUGAR FOOTBALL RECORD WATCH

## RECORDS TO WATCH

As the season continues, several current BYU and MWC records are in jeopardy of getting broken. Below is a list of records to keep an eye on throughout the remainder of the season.

	RECORD TO WATCH	ACTUAL	CURRENT HOLDER	CURRENT RECORD	DIFFERENCE
Mitch Payne	BYU Career PAT Conversions	186	Kurt Gunther (1980-82)	162	+24
	BYU Career PAT Attempts	194	Kurt Gunther (1980-82)	179	+15
	MWC Career Kicking Points	324	Matt Payne (2001-04)	312	+12
	<b>BYU Scoring</b>	<b>324</b>	<b>Owen Pochman (1997-00)</b>	<b>333</b>	<b>-9</b>
Jake Heaps	BYU Freshman Passing Yards	2,052	Matt Berry (2002-05)	1,309	+743
	BYU Freshman Pass Attempts	349	Matt Berry (2002-05)	184	+165
	BYU Freshman Pass Completions	194	Matt Berry (2002-05)	108	+86
	BYU Freshman Wins	5	Matt Berry (2002-05)	2	+3
	BYU Freshman Games Started	9	Matt Berry (2002-05)	6	+3
	BYU Freshman Games Played	12	Lance Pendleton (2001-03)	10	+2
	<b>BYU Freshman Passing Touchdowns</b>	<b>11</b>	<b>Ty Detmer (1988-91)</b>	<b>13</b>	<b>-2</b>
Luke Ashworth	BYU Half Receiving Touchdowns	4	Numerous	3	+1
	BYU Game Receiving Touchdowns	4	Tied Pendleton, VanderWouden	4	0
	BYU Half Touchdowns	4	Dick Felt (1952-54)	4	0
	MWC Game Receiving Touchdowns	4	Travis LaTendresse, Utah (2005)	4	0

## REWRITING THE RECORD BOOKS

As the 2009 season has come to an end, so have numerous BYU and MWC team and individual records. Below is a list of Cougars who have helped rewrite the record books last year.

	RECORD BROKEN	NEW RECORD	PRIOR HOLDER	PREV. RECORD	DIFFERENCE
Max Hall	BYU Career Quarterback Wins	32	Ty Detmer	29	+3
	MWC Career Total Offensive Yards	11,562	John Beck (2003-06)	11,060	+502
	MWC Career Passing Yards	11,365	John Beck (2003-06)	11,021	+344
	MWC Career Passing Touchdowns	94	John Beck (2003-06)	79	+15
	MWC Career 300-Yard Passing Games	20	John Beck (2003-06)	17	+3
	MWC 300-Yard Passing Games in a Season	8	Max Hall (2008)	7	+1
Jan Jorgensen	MWC Career Sacks	28.5	Jerry Hughes (2006-09)	28.5	0
	MWC Career Tackles for Loss	44	Chase Ortiz (2005-07)	41.5	+2.5
Dennis Pitta	BYU Career Tight End Receiving Yards	2,901	Gordon Hudson (1980-83)	2,484	+317
	BYU Career Tight End Receptions	221	Gordon Hudson (1980-83)	178	+43
	BYU Career Receptions	221	Austin Collie (2004, 2007-08)	215	+6
	NCAA Career Tight End Receiving Yards	2,901	Ibn Green (1996-99)	2,830	+71
Harvey Unga	BYU Career Rushing Yards	3,455	Curtis Brown (2002, 2004-06)	3,221	+234
	BYU Career Rush Attempts	696	Curtis Brown (2002, 2004-06)	641	+55



# 2010 COUGAR FOOTBALL TEAM NOTES

## 2010 BYU FOOTBALL FIRESIDES

BYU head coach Bronco Mendenhall, his wife, Holly, and members of the BYU football team will participate in an hour-long devotional prior to eight football games this season.

These devotionals will be conducted prior to all road games as well as the Washington and San Diego State home games. They are referred to as "firesides" and are intended to help players, coaches, and those who attend strengthen or gain a knowledge of our purpose here on earth.

"The firesides have been a way for us to make a very clear statement of what our priorities are, or should be," Mendenhall says. "Football is simply the vehicle we use to help others come to a knowledge of what really brings joy and happiness to our lives. Football is not the priority. Some people don't understand that. These firesides are a way for all of us to help consider our priorities through understanding the purpose of life."

## 2010 FIRESIDE SCHEDULE

Friday, Sept. 3 (Washington)  
Pleasant Grove North Field Stake Center  
2195 Canyon Road  
Pleasant Grove, UT 84062

Friday, Sept. 10 (Air Force)  
Colorado Springs Stake Center  
155 Pine Avenue  
Colorado Springs, CO 80906

Friday, Sept. 17 (Florida State)  
Tallahassee Stake Center  
312 Stadium Drive  
Tallahassee, FL 32303

Thursday, Sept. 30 (Utah State)  
Logan Utah East Stake Center  
1450 E 1500 N  
Logan, UT 84341

Friday, Oct. 8 (San Diego State)  
Provo Wasatch (Tongan) Stake Center  
1625 South Slate Canyon Drive  
Provo, UT 84606

Friday, Oct. 15 (TCU)  
Colleyville Texas Stake Center  
500 West McDonnell School Road  
Colleyville, TX 76034

Friday, Nov. 12 (Colorado State)  
Fort Collins Stake Center  
600 E. Swallow Road  
Fort Collins, CO 80525

Friday, Nov. 26 (Utah)  
Salt Lake Ensign Stake Center  
135 A Street  
Salt Lake City, UT 84103

## CURRENTLY SERVING MISSIONS...

There are 51 members of the BYU football program currently serving two-year church missions in 16 different countries, including Argentina, Bulgaria, Chile, Democratic Republic of Congo, Costa Rica, Ghana, Guatemala, Japan, the Marshall Islands, Mexico, New Zealand, Panama, Philippines, Russia, South Africa and the United States. Members of the BYU football program who are currently serving missions cover six of the globe's seven continents and speak a total of eight different foreign languages, including Bulgarian, Japanese, Marshallese, Portuguese, Russian, Spanish and Tagalog.

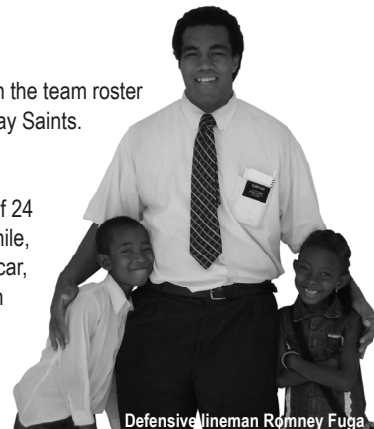
## SERVED MISSIONS...

Junior defensive lineman Romney Fuga, is one of 74 players (62 percent) on the team roster who has served a church mission for The Church of Jesus Christ of Latter-day Saints. Fuga returned home from a mission to Madagascar in the summer of 2009.

Current members of the BYU football team have served missions in a total of 24 countries and one territory, including Argentina, Australia, Brazil, Canada, Chile, Colombia, Costa Rica, England, Germany, India, Jamaica, Japan, Madagascar, Mozambique, New Zealand, Philippines, Puerto Rico, Russia, Samoa, South Africa, Spain, Sweden, Taiwan, and the United States.

Current members of the BYU football team have served missions in 18 different states, including Alabama, California, Colorado, Connecticut, Florida, Maryland, Minnesota, Missouri, Nevada, New York, North Carolina, Oklahoma, Oregon, Pennsylvania, Tennessee, Texas, Virginia and Washington.

Overall, 54 current members of the BYU football team speak a total of 17 different foreign languages and dialects, including Fante, French, Haitian Creole, German, Hawaiian, Jamaican Patois, Japanese, Korean, Malagasy, Mandarin Chinese, Portuguese, Russian, Samoan, Spanish, Tagalog, Tongan and Twi.



Defensive lineman Romney Fuga

## WHAT IS A MISSION?

\* The Church's missionary program is one of its most recognized characteristics. Mormon missionaries can be seen on the streets of hundreds of major cities in the world as well as in thousands of smaller communities.

\* The missionary effort is based on the New Testament pattern of missionaries serving in pairs, teaching the gospel and baptizing believers in the name of Jesus Christ (see, for example, the work of Peter and John in the book of Acts).

\* More than 50,000 missionaries are serving missions for The Church of Jesus Christ of Latter-day Saints at any one time. Most are young people under the age of 25, serving in nearly 350 missions throughout the world.

\* Missionaries can be single men between the ages of 19 and 25, single women over the age of 21 or retired couples. Missionaries work with a companion of the same gender during their mission, with the exception of couples, who work with their spouse. Single men serve missions for two years and single women serve missions for 18 months.

\* Missionaries receive their assignment from Church headquarters and are sent only to countries where governments allow the Church to operate. Missionaries do not request their area of assignment and do not know beforehand whether they will be required to learn a language.

\* Prior to going to their assigned area, missionaries spend a short period of time at one of 15 missionary training centers throughout the world. There they learn how to teach the gospel in an orderly and clear way and, if necessary, they begin to learn the language of the people they will be teaching. The largest training center is in Provo, Utah, with additional centers in Argentina, Brazil, Chile, Colombia, Dominican Republic, England, Ghana, Guatemala, Mexico, New Zealand, Peru, the Philippines, South Africa and Spain.

\* Male missionaries are addressed with the title "Elder" and women are addressed with the title "Sister."

\* A typical missionary day begins by waking at 6:30 a.m. for personal study. The day is spent proselytizing by following up on appointments, visiting homes or meeting people in the street or other public places. Missionaries end their day by 10:30 p.m.

\* In some parts of the world, missionaries are sent only to serve humanitarian or other specialized missions. Those missionaries do not proselytize.

\* Missionary work is voluntary. Missionaries fund their own missions — except for their transportation to and from their field of labor — and are not paid for their services.

\* Contacts with family and friends during this time of service are limited to letters and occasional phone calls to family at special times. Missionaries avoid entertainment, parties or other activities common to this age-group as long as they are on their missions, so they can focus entirely on the work of serving and of teaching others the gospel of Jesus Christ.



# 2010 COUGAR FOOTBALL

## HEAD COACH BRONCO MENDENHALL



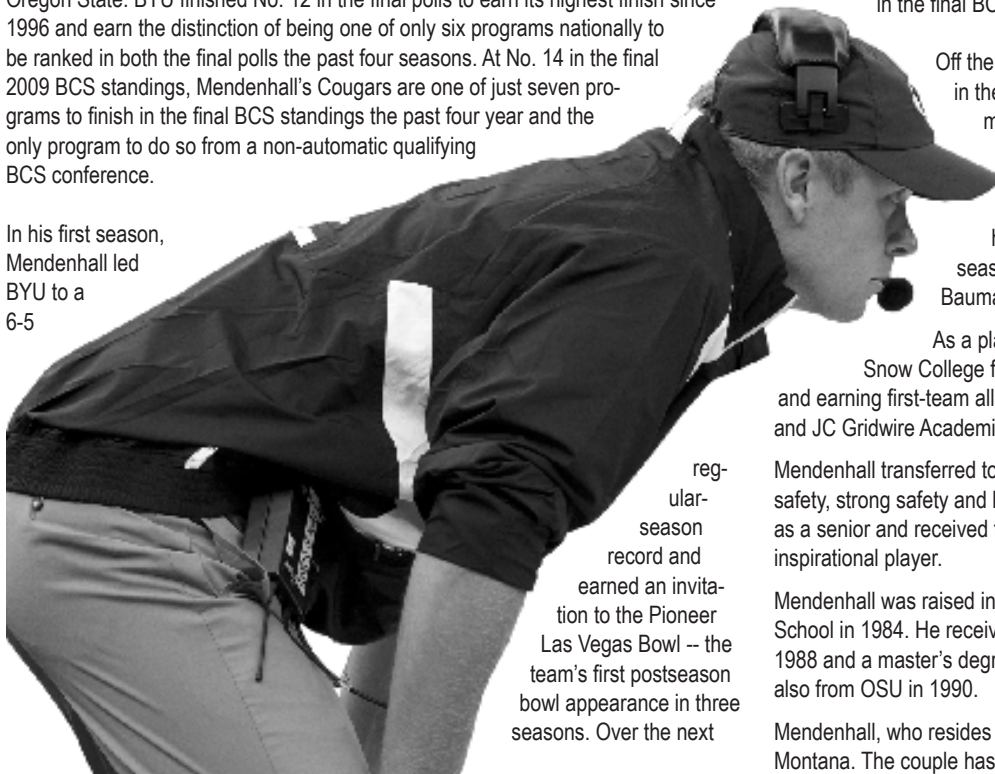
### BRONCO MENDENHALL SIXTH SEASON

During his first five seasons as the head coach at Brigham Young University, Bronco Mendenhall has returned the Cougars to the ranks of the nation's top teams. Taking over a BYU program in 2005 that was coming off three losing seasons, Mendenhall has guided his teams to five straight bowl invitations, two outright Mountain West Conference championships and consistent national top-25 rankings.

Under his leadership, the Cougars earned a 49-15 record in his first five years--the best record of any first-time head coach over the past five seasons and a mark topped by only 11 coaches overall. Mendenhall's .766 winning percentage entering the season ranked No. 4 among all active FBS head coaches with at least five years of experience. Mendenhall has led BYU to bowl wins in three of the last four years while achieving a 43-9 record in that span, a ledger topped by only four other teams--Boise State, Florida, Texas and Ohio State. In doing so, the Cougars have achieved four straight seasons with 10 or more wins for the first time in school history.

While recording an 11-2 record and 7-1 league mark, Mendenhall's 2009 team went 3-1 against ranked opponents, including a 14-13 season-opening win over No. 3 Oklahoma and a 44-20 season finale Maaco Bowl Las Vegas victory over No. 16 Oregon State. BYU finished No. 12 in the final polls to earn its highest finish since 1996 and earn the distinction of being one of only six programs nationally to be ranked in both the final polls the past four seasons. At No. 14 in the final 2009 BCS standings, Mendenhall's Cougars are one of just seven programs to finish in the final BCS standings the past four year and the only program to do so from a non-automatic qualifying BCS conference.

In his first season, Mendenhall led BYU to a 6-5



regular-season record and earned an invitation to the Pioneer Las Vegas Bowl -- the team's first postseason bowl appearance in three seasons. Over the next

two seasons, he coached the Cougars to back-to-back 11-win seasons and claimed consecutive MWC titles with a combined record of 16-0 against league opponents.

In 2008, BYU posted a 10-2 regular season to achieve three straight 10-win seasons for only the third time in school history. In doing so, Mendenhall's teams became the first in Cougar history to go unbeaten at home over three consecutive seasons.

The Cougars have received five straight bowl invitations for the first time since a string of 17 consecutive bowls invitations from 1978 through 1994. Mendenhall is the only coach in BYU football history to take his first five teams to a bowl game.

Following the 2006 season, Mendenhall was named the American Football Coaches Association Region IV Coach of the Year. In addition, Mendenhall was named by the Football Writers Association of America one of nine finalists for the prestigious Eddie Robinson Coach of the Year Award.

In 2007, BYU finished the season ranked No. 17 in the final BCS standings--three places higher than the 2006 Cougars. In the final polls of the season, BYU finished ranked 14th in both the Associated Press and USA Today Coaches Poll. Defensively, BYU ranked 9th in the nation, allowing just 18.5 points per game.

In 2008, BYU earned a spot in the national polls each week of the season, including a ranking as high as No. 7. With just two regular-season blemishes on its resume with road losses at No. 6 Utah and No. 11 TCU, BYU earned a No. 16 ranking in the final BCS standings and an invitation to the 2008 Las Vegas Bowl.

Off the field, BYU has had five Academic All-American citations in the past two seasons. In 2008, only Penn State (4) placed more student-athletes on the ESPN the Magazine Academic All-America First Team. Cougar starters David Oswald (offensive tackle), Matt Bauman (linebacker) and Kellen Fowler (safety) each earned the high honor as BYU had three first-teamers for the first time during the same season. In 2009, Scott Johnson earned first-team honors and Bauman was a second-team selection.

As a player, Mendenhall was a two-year starter at cornerback for Snow College from 1984-85, winning the NJCAA National Championship and earning first-team all-conference, all-region, second-team NJCAA All-America and JC Gridwire Academic All-America honors.

Mendenhall transferred to Oregon State and was a two-year starter, playing free safety, strong safety and linebacker for the Beavers. Mendenhall was a team captain as a senior and received the Leo Gribkoff Memorial Award, given to the team's most inspirational player.

Mendenhall was raised in Alpine, Utah, and graduated from American Fork High School in 1984. He received a bachelor's degree in education from Oregon State in 1988 and a master's degree in education with an emphasis in exercise physiology also from OSU in 1990.

Mendenhall, who resides in Alpine, Utah, is married to Holly Johnston of Missoula, Montana. The couple has three sons.

### Coaching Experience:

Oregon State (1989-90)  
Graduate assistant; defensive line

Snow College (1991-92)  
Defensive coordinator; secondary

Northern Arizona (1993-94)  
Secondary (1993)  
Co-defensive coordinator; secondary (1994)

Oregon State (1995-96)  
Defensive line (1995)  
Defensive coordinator; secondary (1996)

Louisiana Tech (1997)  
Secondary

New Mexico (1998-02)  
Defensive coordinator; secondary (1998-02)  
Assistant head coach (2002)

Brigham Young (2003-present)  
Head Coach (2005-present)  
AFCA Region 5 Coach of the Year (2006)  
MWC Coach of the Year (2006)  
Defensive coordinator (2003-04)  
BYU Cougar Club Assistant Coach of the Year (2003)



# 2010 COUGAR FOOTBALL COACHES NOTES

## TOP TEN ALL-TIME

BYU head coach Bronco Mendenhall's 49 wins through his first five seasons as an FBS head coach ties him for 10th all-time for best career starts by wins.

Coach, Team	W	L	T	Pct.
Walter Camp, Yale, Stanford	69	2	2	.959
George Woodruff, Penn	67	5	0	.931
Bob Pruett, Marshall	58	9	0	.866
*Bob Stoops, Oklahoma	55	11	0	.833
Pete Carroll, USC	54	10	0	.844
Larry Coker, Miami (FL)	53	9	0	.855
*Mark Richt, Georgia	52	13	0	.800
Barry Switzer, Oklahoma	51	5	2	.896
John Robinson, USC	50	8	2	.850
R.C. Slocum, Texas A&M	49	12	1	.798
Lloyd Carr, Michigan	49	13	0	.790
<b>*Bronco Mendenhall</b>	<b>49</b>	<b>15</b>	<b>0</b>	<b>.766</b>
Frank Solich, Nebraska	49	16	0	.754

\*active

Coach Mendenhall began the season as the fourth-winningest active coach by percentage with a minimum of five years at an FBS school.

Coach, Team	Yrs.	W	L	Pct.
1. Urban Meyer, Florida	9	96	18	.842
2. Bob Stoops, Oklahoma	11	117	29	.801
3. Mark Richt, Georgia	9	90	27	.769
<b>4. Bronco Mendenhall, BYU</b>	<b>5</b>	<b>49</b>	<b>15</b>	<b>.766</b>

## UP OR DOWN

Following is a break down of the BYU coaching staff's location during the game:

<b>In the Pressbox</b>	Lance Reynolds (RB)
	Kelly Poppinga (OLB)
<b>On the Field</b>	Bronco Mendenhall (HC)
	Robert Anae (OC)
	Brandon Doman (QB)
	Mark Weber (OL)
	Patrick Higgins (STC/WR)
	Paul Tidwell (ILB)
	Steve Kaufusi (DL)
	Nick Howell (DB)

## PROFESSIONAL EXPERIENCE

The BYU coaching staff has five members who have played football in the National Football League or the old USFL. Associate Head Coach Lance Reynolds was drafted by the Pittsburgh Steelers in 1978 and also played at Philadelphia. Offensive coordinator Robert Anae was drafted in the third round by the New Jersey Generals of the USFL. Quarterbacks coach Brandon Doman was drafted by the San Francisco 49ers in 2002 and also played with the Washington Redskins. Steve Kaufusi also has NFL experience. Kelly Poppinga played in the NFL in 2008, seeing time on three teams before going to Super Bowl XLIII with the Arizona Cardinals.

## BEST OF THE BUNCH

Following the 2004 season, Bronco Mendenhall was one of 13 men who received their first head football coaching job at the Football Bowl Subdivision (Division I-A) level. Of those 13 coaches, Bronco Mendenhall has compiled one of the best overall records to date. Following is a list of the coaches and their current records.

HEAD COACH, SCHOOL	RECORD
Kyle Whittingham, Utah	57-19
Bronco Mendenhall, BYU	55-21
Mike Gundy, Oklahoma State	45-29
Bill Cubit, Western Michigan	39-33
Dave Wannstedt, Pittsburgh	Resigned Dec. 7, 2010
Skip Holtz, Eastern Carolina	Resigned Jan. 14, 2010
Charlie Weis, Notre Dame	Fired Nov. 30, 2009
Mark Snyder, Marshall	Resigned on Nov. 29, 2009
Mike Sanford, UNLV	Fired on Nov. 16, 2009
Shane Montgomery, Miami (OH)	Resigned on Nov. 29, 2008
Brent Guy, Utah State	Fired on Nov. 17, 2008
Greg Robinson, Syracuse	Fired on Nov. 17, 2008
Ed Orgeron, Mississippi	Fired on Nov. 24, 2007

## BYU COACHING STAFF

Head Coach/Defensive Coordinator	Bronco Mendenhall, 6th yr.
Assistant Head Coach/Running Backs	Lance Reynolds, 28th yr.
Offensive Coordinator	Robert Anae, 6th yr.
Quarterbacks	Brandon Doman, 6th yr.
Offensive Line	Mark Weber, 4th yr.
Wide Receivers/Special Teams Coordinator	Patrick Higgins, 6th yr.
Defensive Line	Steve Kaufusi, 9th yr.
Outside Linebackers	Kelly Poppinga, 2nd yr.
Inside Linebackers/Recruiting	Paul Tidwell, 10th yr.
Secondary	Nick Howell, 4th yr.
Head Strength and Conditioning	Jay Omer, 10th yr.

## BYU SUPPORT STAFF

Director of Football Operations	Duane Busby
Equipment Manager	Mick Hill
Head Trainer	Kevin Morris
Assistant Trainer	Jeff Hurst
Strength & Conditioning	Justin McClure
Graduate Assistant, Defense	Shaun Nua
Graduate Assistant, Offense	Kelly Bills
Intern, Defense	Jason Walker
Orthopedic Surgeon	Dr. Kirt Kimball
Team Physician	Dr. Mitch Pratte
Video Coordinator	Lane Olson
Assistant to Head Coach	Carey Hoki
Football Secretary	Shirley Johnson
High School Relations Coordinator	Patrick Hickman
Academic Coach	Jim Hamblin
Media Relations Director	Brett Pyne
Asst. Media Relations Director	Jordan Christiansen
Special Events Director	Larry Duffin
Ticket Manager	Clark Livsey
Director, Photo Services	Mark Philbrick



# 2010 COUGAR FOOTBALL OFFENSIVE PLAYERS TO WATCH



**#10 JJ DI LUIGI**  
JUNIOR / RUNNING BACK / 5-9 / 190

- 2nd in the MWC with a combined rushing and receiving yard average of 103.4 ypg
- 4th in the MWC in rushing at 68.2 ypg
- Led BYU in rushing 8 of 12 games
- Leads the team in rushing yards, receiving yards and all-purpose yards; is second in scoring and total offense
- All-Mountain West Conference Second Team


OPPONENT	RushAtt	RushYds	TDs	Long	Rec	RecYds	TD	Long	All-Purp
Washington	13	69	0	19	4	83	1	48	152
at Air Force	7	103	1	43	3	25	0	16	163
at Florida State	18	93	0	21	3	36	0	16	129
Nevada	15	67	1	14	8	56	0	14	123
at Utah State	12	42	1	12	5	62	0	32	123
San Diego State	22	134	1	46	3	23	0	13	157
at TCU	9	11	0	7	6	37	0	11	48
Wyoming	16	82	1	14	1	-4	0	0	78
UNLV	19	80	1	20	4	44	0	21	124
at Colorado State	10	59	0	15	1	9	0	9	76
New Mexico	10	65	1	12	3	39	0	22	104
at Utah	7	14	0	5	1	12	0	12	26
<b>TOTALS</b>	<b>151</b>	<b>805</b>	<b>7</b>	<b>46</b>	<b>41</b>	<b>410</b>	<b>1</b>	<b>48</b>	<b>1,277</b>

### SEASON HIGHS

Rush Attempts	.....22 vs. San Diego State
Rushing Yards	.....134 vs. San Diego State
Rushing TDs	.....1 six times
Long Rush	.....46 vs. San Diego State
Receptions	.....8 vs. Nevada
Receiving Yards	.....83 vs. Washington
Receiving TDs	.....1 vs. Washington
Long Reception	.....48 vs. Washington
All-Purpose Yards	.....163 at Air Force

### CAREER HIGHS

Rush Attempts	.....22 vs. SDSU (2010)
Rushing Yards	.....134 vs. SDSU (2010)
Rushing TDs	.....2 at Tulane (2009)
Long Rush	.....46 vs. SDSU (2010)
Receptions	.....8 vs. Nevada (2010)
Receiving Yards	.....94 at Wyoming (2009)
Receiving TDs	.....2 at Wyoming (2009)
Long Reception	.....48 vs. Wash. (2010)
All-Purpose Yards	.....163 at Air Force (2010)



**#9 JAKE HEAPS**  
FRESHMAN / QUARTERBACK / 6-1 / 194

- Started the last nine games
- Career-high 294 passing yards versus UNLV
- BYU freshman quarterback record-holder in passing yards, completions, attempts, games started and wins
- Threw 4 TDs at Colorado State, including a career-long 62-yard TD pass
- 1 of 14 true freshman to start at quarterback at an FBS school this season


OPPONENT	RushAtt	RushYds	TDs	Long	Cmp-Att-Int	PassYds	TD	Long	Total Offense
Washington	1	6	0	6	13-23-0	131	0	25	137
at Air Force	0	0	0	0	2-6-1	15	0	8	15
at Florida State	6	-61	0	0	15-31-0	114	1	16	53
Nevada	3	-2	0	6	24-45-0	229	0	25	227
at Utah State	3	-2	0	13	27-54-2	270	0	32	268
San Diego State	6	4	0	7	15-22-1	126	0	23	130
at TCU	3	-21	0	0	14-30-2	91	0	13	70
Wyoming	1	-11	0	0	10-18-1	81	1	22	70
UNLV	0	0	0	0	19-31-0	294	2	42	294
at Colorado State	4	-3	0	4	15-20-0	242	4	62	239
New Mexico	3	5	1	13	18-32-0	231	2	26	236
at Utah	4	-15	0	12	22-37-1	228	1	28	213
<b>TOTALS</b>	<b>34</b>	<b>-100</b>	<b>1</b>	<b>13</b>	<b>194-349-8</b>	<b>2,052</b>	<b>11</b>	<b>62</b>	<b>1,952</b>

### SEASON HIGHS

Pass Completions	.....27 at Utah State
Pass Attempts	.....54 at Utah State
Passing TDs	.....4 at Colorado State
Passing Yards	.....294 vs. UNLV
Long Pass	.....62 at Colorado State
Interceptions	.....2 at USU, at TCU
Total Offense	.....294 vs. UNLV
Rushing Attempts	.....6 at FSU, vs. SDSU
Rushing Yards	.....6 vs. Washington
Long Rush	.....13 at Utah State, vs. UNM

### CAREER HIGHS

Pass Completions	.....27 at Utah State
Pass Attempts	.....54 at Utah State
Passing TDs	.....4 at Colorado State
Passing Yards	.....294 vs. UNLV
Long Pass	.....62 at Colorado State
Interceptions	.....2 at USU, at TCU
Total Offense	.....294 vs. UNLV
Rushing Attempts	.....6 at FSU, vs. SDSU
Rushing Yards	.....6 vs. Washington
Long Rush	.....13 at Utah State, vs. UNM



**#33 BRYAN KARIYA**  
JUNIOR / RUNNING BACK / 6-0 / 218

- Led BYU with game-high and career-high 88 rushing yards in win over Wyoming
- After totaling 86 yards rushing over the first six games, has rushed for 397 yards in the last six games
- Has caught a pass in every game but one (Wyoming)
- ESPN Academic All-America Second Team, 3.87 GPA, Chinese major

OPPONENT	RushAtt	RushYds	TDs	Long	Rec	RecYds	TD	Long	All-Purp
Washington	8	20	0	8	1	1	0	1	21
at Air Force	7	23	0	6	1	1	0	1	24
at Florida State	7	27	0	7	2	10	0	5	37
Nevada	4	11	0	7	2	5	0	4	16
at Utah State	4	5	1	3	2	8	0	5	13
San Diego State	22	85	2	12	2	13	0	13	98
at TCU	12	57	0	9	4	31	0	13	88
Wyoming	19	88	1	15	0	0	0	0	88
UNLV	11	46	1	13	1	14	0	14	60
at Colorado State	14	63	0	18	1	4	0	4	67
New Mexico	9	58	0	12	1	6	0	6	64
at Utah	14	36	0	8	4	29	0	8	65
<b>TOTALS</b>	<b>131</b>	<b>519</b>	<b>5</b>	<b>18</b>	<b>21</b>	<b>122</b>	<b>0</b>	<b>14</b>	<b>641</b>

### SEASON HIGHS

Rush Attempts	.....22 vs. San Diego State
Rushing Yards	.....88 vs. Wyoming
Rushing TDs	.....2 vs. San Diego State
Long Rush	.....18 at Colorado State
Receptions	.....4 at TCU, at Utah
Receiving Yards	.....31 at TCU
Receiving TDs	.....N/A
Long Reception	.....14 vs. UNLV
All-Purpose Yards	.....98 vs. San Diego State

### CAREER HIGHS

Rush Attempts	.....22 vs. SDSU (2010)
Rushing Yards	.....88 vs. Wyoming (2010)
Rushing TDs	.....2 vs. SDSU (2010)
Long Rush	.....18 at Colorado St. (2010)
Receptions	.....4 three times (09, 10)
Receiving Yards	.....76 vs. Oklahoma (2009)
Receiving TDs	.....1 two times (2009)
Long Reception	.....49 vs. Oklahoma (2009)
All-Purpose Yards	.....118 vs. Oklahoma (2009)







# 2010 COUGAR FOOTBALL

## DEFENSIVE PLAYERS TO WATCH



### #22 ANDREW RICH

SENIOR / SAFETY / 6-3 / 217

- All-Mountain West Conference First Team
- 2nd in the MWC and 48th nationally at 4.9 solo tackles per game
- 5th in the MWC and 46th nationally at 8.8 tackles per game
- 4 games with 10 or more tackles, including two 14-tackle games
- MWC Defensive Player of the Week after efforts at Colorado State

OPPONENT	UA	A	TOT	TFL/YDS	SKS/YDS	FF	FR/YDS	INT/YDS	QBH	BRUP
Washington	6	3	9	0.0-0	0.0-0	0	0-0	0-0	0	0
at Air Force	9	5	14	2.0-7	0.0-0	1	0-0	0-0	0	0
at Florida State	6	4	10	0.0-0	0.0-0	1	0-0	0-0	0	0
Nevada	9	5	14	0.0-0	0.0-0	0	1-0	0-0	0	1
at Utah State	1	5	6	0.0-0	0.0-0	0	0-0	0-0	0	0
San Diego State	2	4	6	1.0-5	0.0-0	0	0-0	0-0	0	1
at TCU	10	3	13	1.5-5	0.0-0	0	0-0	0-0	0	0
Wyoming	3	1	4	0.0-0	0.0-0	0	0-0	0-0	0	3
UNLV	2	2	4	0.0-0	0.0-0	0	0-0	0-0	0	0
at Colorado State	3	6	9	0.5-1	0.0-0	1	0-0	1-3	0	0
New Mexico	4	3	7	1.0-1	0.0-0	0	0-0	2-23	1	1
at Utah	4	6	10	0.5-0	0.0-0	0	0-0	0-0	0	1
<b>TOTALS</b>	<b>59</b>	<b>47</b>	<b>106</b>	<b>6.5-19</b>	<b>0.0-0</b>	<b>3</b>	<b>1-0</b>	<b>3-26</b>	<b>1</b>	<b>7</b>

#### SEASON HIGHS

Solo Tackles	10 at TCU
Assisted Tackles	6 at Colorado State
Total Tackles	14 at AFA, vs. Nevada
Tackles-for-loss	2.0 at Air Force
Sacks	N/A
Fumbles Forced	1 at AFA, at FSU, at CSU
Fumbles Recovered	1 vs. Nevada
Interceptions	2 vs. New Mexico
Quarterback Hurries	1 vs. New Mexico
Pass Breakups	3 vs. Wyoming

#### CAREER HIGHS

Solo Tackles	10 at TCU (2010)
Assisted Tackles	8 TCU (2009)
Total Tackles	14 at AFA, vs. Nev (2010)
Tackles-for-loss	2.0 at Air Force (2010)
Sacks	1 at New Mexico (2009)
Fumbles Forced	2 vs. Oklahoma (2009)
Fumbles Recovered	1 three times
Interceptions	2 vs. AFA ('09), vs. UNM ('10)
Quarterback Hurries	1 vs. New Mexico (2010)
Pass Breakups	3 vs. Wyoming (2010)



### #51 SHANE HUNTER

SENIOR / LINEBACKER / 5-10 / 232

- All-Mountain West Conference honorable mention
- 2nd on the team with 81 tackles
- Has 3 double-digit tackle games this year
- Led team with 6 tackles vs. Wyoming and 11 tackles vs. New Mexico
- First year as a starter

OPPONENT	UA	A	TOT	TFL/YDS	SKS/YDS	FF	FR/YDS	INT/YDS	QBH	BRUP
Washington	5	4	9	0.5-1	0.0-0	0	0-0	0-0	0	0
at Air Force	5	5	10	0.0-0	0.0-0	0	0-0	1-0	0	0
at Florida State	4	0	4	0.0-0	0.0-0	0	1-0	0-0	0	1
Nevada	3	4	7	0.0-0	0.0-0	0	0-0	0-0	0	0
at Utah State	3	10	13	0.0-0	0.0-0	0	0-0	0-0	0	0
San Diego State	0	1	1	0.0-0	0.0-0	0	0-0	0-0	0	1
at TCU	3	3	6	1.5-4	0.0-0	0	0-0	0-0	0	1
Wyoming	3	3	6	0.5-1	0.0-0	0	0-0	0-0	0	1
UNLV	2	3	5	0.5-1	0.0-0	0	0-0	0-0	0	1
at Colorado State	1	1	2	0.0-0	0.0-0	0	0-0	0-0	1	0
New Mexico	6	5	11	0.5-2	0.0-0	0	0-0	0-0	0	0
at Utah	3	4	7	0.0-0	0.0-0	1	0-0	1-46	0	0
<b>TOTALS</b>	<b>38</b>	<b>42</b>	<b>81</b>	<b>3.5-9</b>	<b>0.0-0</b>	<b>1</b>	<b>1-0</b>	<b>2-46</b>	<b>1</b>	<b>5</b>

#### SEASON HIGHS

Solo Tackles	6 vs. New Mexico
Assisted Tackles	10 at Utah State
Total Tackles	13 at Utah State
Tackles-for-loss	1.5 at TCU
Sacks	N/A
Fumbles Forced	1 at Utah
Fumbles Recovered	1 at Florida State
Interceptions	1 at Air Force, at Utah
Quarterback Hurries	1 at Colorado State
Pass Breakups	1 five times

#### CAREER HIGHS

Solo Tackles	6 vs. New Mexico (2010)
Assisted Tackles	10 at Utah State (2010)
Total Tackles	13 at Utah State (2010)
Tackles-for-loss	1.5 at TCU (2010)
Sacks	N/A
Fumbles Forced	1 UNLV (09), at Utah (10)
Fumbles Recovered	1 two times
Interceptions	1 at AFA (10), at Utah (10)
Quarterback Hurries	1 at Colorado State (2010)
Pass Breakups	1 four times



### #37 VIC SO'OTO

SENIOR / DEFENSIVE LINEMAN / 6-3 / 261

- All-Mountain West Conference First Team
- Had career-best 4 tackles-for-loss with 1 sack and 2 QB hurries vs. Wyoming
- Averages almost 1 TFL per game
- Career-high 11 tackles at Air Force
- 4 solo tackles vs. Wyoming tied career high

OPPONENT	UA	A	TOT	TFL/YDS	SKS/YDS	FF	FR/YDS	INT/YDS	QBH	BRUP
Washington	1	2	3	0.0-0	0.0-0	0	0-0	0-0	1	0
at Air Force	3	8	11	1.0-5	1.0-5	0	0-0	0-0	0	0
at Florida State	0	1	1	0.5-2	0.0-0	0	0-0	0-0	0	1
Nevada	2	2	4	0.0-0	0.0-0	0	0-0	1-14	1	0
at Utah State	0	2	2	0.5-1	0.0-0	0	0-0	0-0	0	0
San Diego State	0	1	1	0.0-0	0.0-0	0	0-0	0-0	1	0
at TCU	4	1	5	2.0-7	1.0-5	0	0-0	0-0	0	0
Wyoming	4	1	5	4.0-17	1.0-4	1	0-0	0-0	2	0
UNLV	0	1	1	0.0-0	0.0-0	0	0-0	0-0	1	0
at Colorado State	1	2	3	1.0-5	1.0-5	0	0-0	0-0	0	0
New Mexico	2	4	6	1.0-1	0.0-0	0	0-0	0-0	2	0
at Utah	0	2	2	0.5-1	0.0-0	0	0-0	0-0	0	0
<b>TOTALS</b>	<b>17</b>	<b>27</b>	<b>44</b>	<b>10.5-39</b>	<b>4.0-19</b>	<b>1</b>	<b>0-0</b>	<b>1-14</b>	<b>8</b>	<b>1</b>

#### SEASON HIGHS

Solo Tackles	4 at TCU, vs. Wyoming
Assisted Tackles	8 at Air Force
Total Tackles	11 at Air Force
Tackles-for-loss	4.0 vs. Wyoming
Sacks	1.0 four times
Fumbles Forced	1 vs. Wyoming
Fumbles Recovered	N/A
Interceptions	1 vs. Nevada
Quarterback Hurries	2 vs. Wyoming, vs. UNM
Pass Breakups	1 at Florida State

#### CAREER HIGHS

Solo Tackles	4 at TCU, vs. Wyo (2010)
Assisted Tackles	8 at Air Force (2010)
Total Tackles	11 at Air Force (2010)
Tackles-for-loss	4.0 vs. Wyoming (2010)
Sacks	1.0 eight times
Fumbles Forced	1 UNI (2008), Wyo (2010)
Fumbles Recovered	N/A
Interceptions	1 vs. Nevada (2010)
Quarterback Hurries	2 vs. Wyoming, UNM ('10)
Pass Breakups	1 at Florida State (2010)







# 2010 COUGAR FOOTBALL

## BYU TWO-DEEP

### BYU DEPTH CHART PLAYER BRIEFS

#### BYU OFFENSE

Pos	No.	Player	Ht.	Wt.	Yr.	Player Notes
WR	2	Cody Hoffman	6-4	205	Fr.	Big target RS FR made 9 starts...34 catches, 390 yards second on team...season-high 74 yards vs. Nevada...2 TDs vs. UNM
	83	Spencer Hafoka	6-0	200	Jr.	Played in 9 games, including each of the last 5...has 4 catches on the year...started 4 games in 2009 with 155 yards on 16 catches
WR	6	McKay Jacobson	5-11	190	Jr.	10 starts tops all receivers in 2010...33 catches for 378 yards...season-high 92 yards vs. Utah...556 yards on 23 catches in 2009
	29	Luke Ashworth	6-2	201	Sr.	All-MWC honorable mention...played all 12 games, 2 starts...31 catches, 359 yards...6 TDs tops receivers...4 TDs vs. CSU
TE	84	Devin Mahina	6-6	236	Fr.	True freshman returned missionary led all TEs with 9 catches...played in 11 games with 5 starts...season-high 32 yards vs. Utah
	18	Richard Wilson	6-2	233	Fr.	RS freshman played in 11 games with 3 starts...3 catches, 45 yards...long catch of 25 yards
LT	70	Matt Reynolds	6-6	322	Jr.	NFL prospect, 3-year starter is a two-time All-MWC First Team selection and Freshman All-American...allowed 1 sack in 2010
	71	Walter Kahaialii	6-3	334	So.	Played in seven games in 2010 as a back-up tackle...missed two games due to injury
LG	76	Braden Hansen	6-6	310	So.	All-MWC honorable mention was Freshman All-America in 2009...two-year starter...leads team with 130 knockdown blocks
	62	Marco Thorson	6-3	327	Jr.	Played in 4 games (each of the last 4)...played in 12 games in 2009...sat out 2008 after losing 100 pounds on his mission
C	60	Terence Brown	6-3	330	Jr.	All-MWC honorable mention in first year at center...started all 13 games in 2009 at RG... played in 12 games as FR in 2005
	78	Houston Reynolds	6-2	308	Fr.	Redshirt freshman played in 6 games, including the last 5 after missing last year due to injury...played both center and guard
RG	73	Jason Spredon	6-5	308	Sr.	All-MWC honorable mention in first year as starter...108 knockdown blocks...hard-nosed player missed 2 years due to injuries
	72	Nick Alletto	6-6	325	Sr.	Played in 10 games as key reserve...four-year letterwinner started 11 games at right tackle in 2009
RT	75	Braden Brown	6-6	300	So.	Started every game in first full season on OL...was third-string TE in 2009 (250 lbs) before moving to OT mid-year with 2 starts
	72	Nick Alletto	6-6	325	Sr.	Played in 10 games as key reserve...four-year letterwinner started 11 games at right tackle in 2009
QB	9	Jake Heaps	6-1	194	Fr.	Played in every game, started last 9...in 6 wins has 9 TDs, 2 INTs (61.6% completions)...holds 6 of 7 BYU freshman QB records
	3	James Lark	6-2	202	So.	Played in 3 games as backup quarterback since season-opening starter Riley Nelson was injured in Florida State game
RB	33	Bryan Kariya	6-0	218	Jr.	9 starts, played in all 12...532 rushing yards second on team...5 TDs...down-hill runner...career-high 88 yards vs. Wyoming
	35	Zed Mendenhall	5-11	239	So.	Played in 11 games with 5 starts as a fullback...hard-nosed blocker...5 catches for 34 yards and 1 rush for 1 yard and a TD
RB	10	JJ Di Luigi	5-9	190	Jr.	All-MWC Second team in first year as starter...shifty runner...leads BYU in rushing (819), receiving (422), all-purpose (1,303)
	20	Joshua Quezada	5-11	211	Fr.	True FR played all 12 games...84 carries, 404 yards (4.8 ypc), 4 TDs...6 catches, 31 yards, 1 TD...season-best 107 rush vs. UNM

#### BYU DEFENSE

LE	41	Matt Putnam	6-6	271	Jr.	Played in all 12 games, starting last 8...2 sacks...has 7 pass breakups from line position...played in 25 of 26 games as FR and SO
	92	Graham Rowley	6-4	261	Fr.	True freshman has played in 7 games after injuries forced him out of possible redshirt season...1 sack...1 QBH
NT	55	Eathyn Manumaleuna	6-2	295	So.	Played in all 12 games with 7 starts...was starting LE but moved to NT after other season-ending injuries...started at NT as FR
	93	Simote Vea	5-11	243	Jr.	Played in four games...1 tackle...limited action in 4 of last 6 games with injuries to 1st- and 2nd-string NTs (Fuga, Richardson)
RE	37	Vic So'oto	6-3	261	Sr.	All-MWC First Team...leads team 10.5 TFL, 4 sacks and 8 QBH...1 INT and 1 forced fumble... previously played LB and TE
	79	Thomas Bryson	6-5	235	Fr.	Redshirt freshman played in 11 of 12 games as reserve end...5 tackles, 3 pass breakups and 1 QBH
SLB	48	Jameson Frazier	6-2	225	Jr.	Started season at WLB before missed 3 games (broken thumb)...moved to SLB with starter Jordan Pendleton out...2 INTs
	30	Zeke Mendenhall	5-11	212	Sr.	Played in all 12 games with 2 starts, one at safety...14 tackles...1 forced fumble
MLB	51	Shane Hunter	5-10	232	Sr.	All-MWC honorable mention...first-year starter...81 tackles second on team...2 INTs, 5 breakups...3 double-digit tackle games
	47	Zac Stout	6-1	229	Fr.	True freshman played in 9 games as reserve missing some action due to injury...18 tackles with 2 tackles for loss
BLB	55	Brandon Ogletree	5-11	225	So.	After playing in 9 games as RS FR, earned 7 starts this year in 10 games...missed 2 to injury...47 tackles fourth on team...1 INT
	34	Austen Jorgensen	6-2	235	So.	Played all 12 games after returning from mission...started 3 games...43 tackles sixth on team...career-high 7 tackles in 3 games
WLB	49	Jadon Wagner	6-4	246	Jr.	Played in 11 games...good run defender earned 8 starts after not being on opening 2-deep...35 tackles...6 TFL fourth on team
	-or-	45	Kyle Van Noy	6-3	219	Fr.
FC	7	Brian Logan	5-6	185	Sr.	Two-time All-MWC honorable mention...solid tackler, 49 tackles third on team...2 INTs, 6 breakups...25 passes defended his 2 years
	26	Robbie Buckner	5-10	176	So.	Played in five games with 3 tackles as a reserve...made one start as freshman in 2009 while playing in 6 games with 4 tackles
BC	5	Brandon Bradley	6-0	193	Sr.	Experienced with 28 starts...37 tackles...25 solo tackles fourth on team...1 INT, 4 breakups, 2 QBH, 2 TFL, 1 fumble recovery
	25	Corby Eason	5-8	172	Jr.	Sees significant time as third corner...one start...21 tackles, including 19 solo...2.5 sacks tied No. 2 on team...4.5 TFL...2 FF
KAT	22	Andrew Rich	6-3	217	Sr.	All-MWC First Team...big hitter led BYU in tackles, solo, INTs and FF in 2009 and 2010...also tops in AT and BRUP in 2010
	18	Jray Galea'i	6-0	179	Fr.	Redshirt freshman has played in 11 games as a reserve...4 tackles, all solo...1 fumble recovery
FS	23	Travis Uale	6-2	197	Jr.	After Steven Thomas injury earned 8 starts, played in 11 games...solid player with 41 tackles, 1 fumble recovery
	17	Landon Jaussi	6-5	218	Sr.	Played in 11 games, mostly special teams...more time in secondary after season-ending injuries to Steven Thomas, Carter Mees

#### BYU SPECIALISTS

K	38	Mitch Payne	6-2	213	Sr.	All-MWC honorable mention...MWC & BYU career PAT leader...MWC kicking points leader...needs 9 pts to tie BYU scoring record
	99	Riley Stephenson	6-0	203	So.	Primary kickoff kicker as well as team punter...22 touchbacks on 58 kickoffs...averages 67.3 yards per kickoff
P	99	Riley Stephenson	6-0	203	So.	Strong leg with 15 +50-yard kicks...59 season long...19 punts placed inside the 20...41.3 avg...2009 All-MWC honorable mention
DS	96	Reed Hornung	6-2	250	So.	Steady, consistent performer in first season at BYU...hasn't had a bad snap all season...transferred from Snow College
H	19	Matt Marshall	5-10	172	Jr.	Three-year letterman...holder in 2009 & 2010...good hands, also a receiver...4 tackles on return coverage...also wildcat QB
KR	2	Cody Hoffman	6-4	205	Fr.	Avg. 28.3 yards on 9 returns...long of 50 yards...53.8 all-purpose yards is second on BYU to RB JJ Di Luigi (108.6)
-and-	16	JD Falslev	5-8	175	Fr.	Avg. 20.2 yards on 8 returns since starting to return mid-way through the year...long return of 34 yards...tough blocker, runner
PR	16	JD Falslev	5-8	175	Fr.	Avg. 7.2 yards on team-high 13 punt returns...long return of 23 yards
	6	McKay Jacobson	5-11	190	Jr.	Avg. 9.0 yards on 4 punt returns...long return of 13 yards...last Cougar to return punt for TD (as freshman in 2006 vs. Wyoming)

#### CAPTAINS

KAT	22	Andrew Rich	6-3	217	Sr.
LT	70	Matt Reynolds	6-6	322	Jr.



# 2010 COUGAR FOOTBALL

## OFFENSIVE SEASON/CAREER HIGHS

### INDIVIDUAL 2010 SEASON AND CAREER HIGHS

RUSHING NO.	NAME	CARRIES	YARDS	TOUCHDOWNS	LONG
9	Jake Heaps Career:	6 (San Diego State) same	6 (Washington) same	1 (New Mexico) same	13 (Utah State, New Mexico) same
10	JJ Di Luigi Career:	22 (San Diego State) same	134 (San Diego State) same	1 (6 times) 2 (Tulane 2009)	46 (San Diego State) same
13	Riley Nelson Career:	20 (Air Force) same	95 (Air Force) same	1 (Air Force) 1 (4 times)	24 (Air Force) same
16	JD Falslev Career:	2 (New Mexico) same	15 (Colorado State) same		15 (Colorado State) same
20	Joshua Quezada Career:	15 (New Mexico) same	107 (New Mexico) same	3 (UNLV) same	26 (New Mexico) same
27	David Foote Career:	2 (UNLV, CSU, UNM) same	32 (Colorado State) same		31 (Colorado State) same
32	Mike Hague Career:	1 (TCU) 9 (UNLV 2006)	3 (TCU) 123 (UNLV 2006)	1 (UNLV 2006)	3 (TCU) 87 (UNLV 2006)
33	Bryan Kariya Career:	22 (San Diego State) same	88 (Wyoming) same	2 (San Diego State) same	18 (Colorado State) same
35	Zed Mendenhall Career:	1 (Colorado State) same	1 (Colorado State) same	1 (Colorado State) same	1 (Colorado State) same
36	Ryan Folsom Career:	5 (UNLV) same	74 (Colorado State) same		74 (Colorado State) same

RECEIVING NO.	NAME	RECEPTIONS	YARDS	TOUCHDOWNS	LONG
2	Cody Hoffman Career:	6 (Utah State) same	74 (Nevada) same	2 (New Mexico) same	37 (UNLV) same
4	O'Neill Chambers Career:	3 (Washington) 5 (Florida State 2009)	27 (Florida State) 70 (Colorado State 2009)	1 (two times)	15 (Florida State) 37 (Colorado State 2009)
6	McKay Jacobson Career:	8 (Utah State) same	92 (Utah) 111 (Florida State 2009)	1 (Utah) 2 (UNLV 2006)	36 (UNLV) 80 (Florida State 2009)
10	JJ Di Luigi Career:	8 (Nevada) same	83 (Washington) 94 (Wyoming 2009)	1 (Washington) 2 (Wyoming 2009)	48 (Washington) same
18	Richard Wilson Career:	3 (Washington) same	45 (Washington) same		25 (Washington) same
20	Joshua Quezada Career:	2 (Nevada) same	12 (Nevada) same	1 (Washington) same	9 (Washington, Nevada) same
29	Luke Ashworth Career:	6 (Washington, Wyoming) same	113 (Colorado State) same	4 (Colorado State) same	62 (Colorado State) same
32	Mike Hague Career:	2 (TCU) same	14 (TCU) same		13 (Florida State) same
33	Bryan Kariya Career:	4 (TCU, Utah) 4 (Oklahoma 2009)	31 (TCU) 76 (Oklahoma 2009)	1 (Tulane/SDSU 2009)	14 (UNLV) 49 (Oklahoma 2009)
35	Zed Mendenhall Career:	2 (Utah) same	12 (Utah) same		11 (Colorado State) same
80	Marcus Mathews Career:	3 (San Diego State) same	43 (San Diego State) same		32 (Utah State) same
82	Mike Muehlmann Career:	1 (6 times) same	26 (Colorado State) same		26 (Colorado State) same
83	Spencer Hafoka Career:	2 (Colorado State) 3 (TCU/AFA 2009)	17 (Colorado State) 31 (TCU 2009)		11 (UNLV) 24 (Colorado State 2009)
84	Devin Mahina Career:	2 (New Mexico, Utah) same	32 (Utah) same		22 (Utah) same
86	BJ Peterson Career:	1 (Nevada, UNLV) same	6 (UNLV) same		6 (UNLV) same
88	Austin Holt Career:	1 (USU, UNM, Utah) same	17 (Utah State, Utah) same		17 (New Mexico, Utah) same

PASSING NO.	NAME	ATTEMPTS	COMPLETIONS	YARDS	TOUCHDOWNS	LONG
9	Jake Heaps Career:	55 (Utah State) same	27 (Utah State) same	294 (UNLV) same	4 (Colorado State) same	62 (Colorado State) same
13	Riley Nelson Career:	19 (Air Force) same	11 (Washington) same	131 (Washington) same	2 (Washington) same	48 (Washington) same
3	James Lark Career:	1 (UNLV) same	1 (UNLV) same	6 (UNLV) same		6 (UNLV) same



# 2010 COUGAR FOOTBALL

## DEFENSIVE & SPECIAL TEAMS SEASON/CAREER HIGHS

### INDIVIDUAL 2010 SEASON AND CAREER HIGHS

NO.	NAME	UT	AT	TT	TFL	INT	SACKS
1	Jordan Pendleton Career:	9 (Florida State) same	6 (Washington) same	12 (Florida State) same	1.5 (Wash, FSU) 2 (New Mexico 2009)	1 (twice 08, 09)	1.5 (Florida State) 2 (UNM 2009)
5	Brandon Bradley Career:	4 (SDSU, TCU) 9 (Florida State 2009)	3 (Washington) 3 (TCU 2009)	6 (Washington) 10 (Florida State 2009)	1.0 (SDSU, TCU) same	1 (Utah) same	
7	Brian Logan Career:	8 (San Diego State) 8 (Florida State 2009)	3 (AFA, UNM) 5 (Colorado St. 2009)	8 (San Diego State) 11 (Florida State 2009)	1.0 (Wyoming) 2 (New Mexico 2009)	1 (Colorado State) 1 (4 times)	
15	Carter Mees Career:	3 (TCU) same	1 (Washington, Nev.) 1 (3 times)	3 (TCU) same			
18	Jray Galea'i Career:	2 (Utah State) same		2 (Utah State) same			
22	Andrew Rich Career:	10 (TCU) same	6 (CSU, Utah) 8 (TCU 2009)	14 (Air Force, Nevada) same	2.0 (Air Force) same	2 (New Mexico) 2 (AFA 09, UNM)	1 (UNM 2009)
23	Travis Uale Career:	5 (Utah State, CSU) same	5 (Utah State) same	10 (Utah State) same			
24	Steven Thomas Career:	2 (Florida State) same	1 (Florida State) same	3 (Florida State) same	0.5 (Florida State) same		
25	Corby Eason Career:	5 (Colorado State) same	2 (Colorado State) same	7 (Colorado State) same	1.5 (Colorado State) same		1.0 (TCU, UNLV) same
30	Zeke Mendenhall Career:	2 (TCU) same	4 (Utah) same	4 (Utah) same	0.5 (New Mexico) same		
31	Aveni Leung-Wai Career:	2 (Florida State) same	2 (Florida State) same	4 (Florida State) same	1.0 (Florida State) same		
34	Austen Jorgensen Career:	7 (Florida State) same	6 (Air Force) same	7 (3 times) same	1.0 (UNLV) same		1.0 (UNLV) same
37	Vic So'oto Career:	4 (TCU) same	8 (Air Force) same	11 (Air Force) same	4.0 (Wyoming) same	1 (Nevada) same	1 (4 times) 1 (5 times)
41	Matt Putnam Career:	4 (TCU) 4 (Utah State 2008)	5 (Utah State) same	6 (Utah State) same	2.0 (UNLV) same	1 (UCLA08)	1 (UNLV, UT) 1 (5 times)
42	AJ Van Valkenburg Career:	2 (UNLV) same		2 (UNLV) same			
44	Brandon Ogletree Career:	5 (Wyoming) same	5 (Utah) same	8 (Utah State, CSU) same	2.0 (Wyoming) same	1 (SDSU) same	0.5 (CSU) same
45	Kyle Van Noy Career:	5 (SDSU, Utah) same	3 (Utah State) same	7 (Utah State, Utah) same	2.0 (New Mexico) same		1 (SDSU, UNM) same
47	Zac Stout Career:	3 (Nevada) same	3 (Nevada) same	6 (Nevada) same	1.0 (Air Force, UNLV) same		
48	Jameson Frazier Career:	4 (Air Force) same	4 (Utah) same	7 (Utah) same	1.0 (Colorado State) same	1 (Utah) same	
49	Jadon Wagner Career:	6 (Utah State) same	4 (Utah State, CSU) same	10 (Utah State) same	2.0 (Utah State) same		1.0 (Wyoming) same
51	Shane Hunter Career:	6 (New Mexico) same	10 (Utah State) same	13 (Utah State) same	1.5 (TCU) same	1 (Air Force, Utah) same	
55	Eathyn Manumaleuna Career:	2 (Wyoming, UNM) 3 (UCLA, UNLV 2007)	6 (Nevada) same	6 (Nevada) same	1.5 (Florida State) same	1 (New Mexico) same	1.5 (Florida State) same
56	Connell Hess Career:	2 (New Mexico) same	1 (Wyo, UNM, Utah) same	3 (New Mexico) same	1.0 (UNLV) same		1.0 (UNLV) same
74	Ezekiel Ansah Career:	1 (Wyoming) same	1 (New Mexico, Utah) same	1 (Wyo, UNM, Utah) same			
79	Thomas Bryson Career:	1 (Air Force, USU) same	2 (Utah) same	2 (Utah) same			
92	Graham Rowley Career:	1 (UNLV) same	1 (UNLV, UNM) same	2 (UNLV) same	1.0 (UNLV) same		1.0 (UNLV) same
94	Jordan Richardson Career:	6 (Air Force) same	3 (Air Force, Nevada) same	9 (Air Force) same			
98	Romney Fuga Career:	2 (Florida State, Nev.) 4 (San Diego St. 2009)	4 (Washington) 6 (Colorado St. 2009)	5 (Washington) 9 (Colorado St. 2009)	0.5 (Washington) 2 (Colorado St. 2009)		0.5 (Washington) 1 (CSU 09)

#### KICK RETURNS

NO.	NAME	LONG
2	Cody Hoffman Career:	50 (UNLV) same
4	O'Neill Chambers Career:	33 (San Diego State) 97 (UNLV 2009)
6	McKay Jacobson Career:	39 (Nevada) same
10	JJ Di Luigi Career:	35 (Air Force) 38 (Utah State 2009)
16	JD Falslev Career:	34 (Utah State) same

#### PUNT RETURNS

NO.	NAME	LONG
4	O'Neill Chambers Career:	20 (Washington) 43 (Utah 2009)
6	McKay Jacobson Career:	13 (San Diego State) 77 (Wyoming 2006)
16	JD Falslev Career:	23 (TCU) same

#### FIELD GOALS

NO.	NAME	LONG		
38	Mitch Payne Career:	48 (UNLV) 49 (Air Force 2009)		
<b>PUNTS</b>				
NO.	NAME	#	YARDS	LONG
99	Riley Stephenson Career:	7 (TCU) 9 (Utah09)	336 (TCU) 377 (Utah09)	59 (TCU) 60 (OSU)







# 2010 COUGAR FOOTBALL LAST TIME

**RUSHING THREE 100-YARD RUSHERS:**

BYU: 2001, L. Staley 142, B. Doman 116, B. McDonald 110; vs. Tulane (W, 70-35)

**RUSHING 5 TOUCHDOWNS OR MORE:**

BYU: 2001, L. Staley 5 vs. Colorado State (W, 56-34)\*

**RUSHING 4 TOUCHDOWNS OR MORE:**

BYU: 2005, C. Brown 4 vs. Air Force (W, 62-41)  
Opp: 2002, C. Harridge 4 Air Force (L, 52-9)

**RUSHING 3 TOUCHDOWNS OR MORE:**

BYU: 2010, J. Quezada 3 vs. UNLV (W, 55-7)  
Opp: 2005, M. Lynch 3 at Cal (L, 28-35)

**RUSHING 50-YARD TOUCHDOWN OR MORE:**

BYU: 2009, H. Unga 52 yards at UNLV (W, 59-21)  
Opp: 2010, C. Thompson 83 yards at Florida State (L, 10-34)

**RUSHING 70-YARD TOUCHDOWN OR MORE:**

BYU: 2006, M. Hague 87 yards vs. UNLV (W, 52-7)  
Opp: 2010, C. Thompson 83 yards at Florida State (L, 10-34)

## TEAM DEFENSE

**TACKLES 90 OR MORE:**

BYU: 2009, vs. Air Force 110 (W, 38-21)  
Opp: 2010, vs. San Diego State 101 (W, 24-21)

**TACKLES 100 OR MORE:**

BYU: 2009, vs. Air Force 110 (W, 38-21)  
Opp: 2010, vs. San Diego State 101 (W, 24-21)

**TACKLES 3 WITH DOUBLE-DIGITS:**

BYU: 2010, Hunter 13, Wagner 10, Uale 10 at Utah State (L, 16-31)  
Opp: 2010, Brewer 13, Sisson 12, Herd 10 at Colorado St. (W, 49-10)

**TACKLES 4 WITH DOUBLE-DIGITS:**

BYU: 2009, Denney 13, Johnson 11, Doman 11, Jorgensen 10 vs. Air Force (W, 38-21)  
Opp: 2008, Lloyd 11, Harris 10, Thompson 10, Mahoney 10 vs. Northern Iowa (W, 41-17)

**SACKS 5 OR MORE:**

BYU: 2010, vs. UNLV 5 (W, 55-7)  
Opp: 2010, at Florida State 8 (L, 10-34)

**TURNOVERS CAUSED 4 OR MORE:**

BYU: 2010, 4 vs. New Mexico (W, 40-7)  
Opp: 2010, 4 at Utah (L, 17-16)

**INTERCEPTIONS 5 OR MORE:**

Opp: 2008, 5 at Utah (L, 24-48)

**FUMBLES RECOVERED 3 OR MORE:**

BYU: 2008, 3 vs. Arizona (L, 21-31)  
Opp: 2010, 3 at Utah (L, 17-16)

**FUMBLES FORCED 5 OR MORE:**

BYU: 2008, 5 vs. Northern Iowa (W, 41-17)  
Opp: 2008, 5 vs. Northern Iowa (W, 41-17)

**SAFETY WAS SCORED:**

BYU: 2010, vs. Wyoming (W, 25-20)  
Opp: 2004, at Boise State (L, 28-27)

## INDIVIDUAL DEFENSE

**TACKLES 15 OR MORE:**

BYU: 2008, K. Fowler 15 vs. Arizona (L, 21-31)  
Opp: 2010, M. Martinez 17 at Utah (L, 17-16)

**TACKLES FOR LOSS 4 OR MORE:**

BYU: 2010, V. So'oto 4 vs. UNLV (W, 55-7)  
Opp: 2009, G. McCoy 4 vs. Oklahoma (W, 14-13)

**SACKS 2 OR MORE:**

BYU: 2009, J. Pendleton 2 at New Mexico (W, 24-19)  
Opp: 2010, M. Burris 2 vs. San Diego State (W, 24-21)

**SACKS 3 OR MORE:**

BYU: 2007, J. Jorgensen 3 vs. Colorado State (W, 35-16)  
Opp: 2008, J. Hughes 4 at TCU (L, 7-32)

**INTERCEPTION RETURNED FOR A TD:**

BYU: 2008, D. Nixon vs. Wyoming 19 yards (W, 44-0)  
Opp: 2009, G. Reid vs. Florida State 63 yards (L, 28-54)

**INTERCEPTIONS 2 OR MORE:**

BYU: 2010, A. Rich vs. New Mexico (W, 40-7)  
Opp: 2008, J. Dale at Utah (L, 24-48)

**INTERCEPTIONS 3 OR MORE:**

BYU: 2000, T. Smith vs. Wyoming (W, 19-7)\*

**FUMBLE WAS RETURNED FOR A TD:**

BYU: 2010, K. Van Noy at Colorado State (W, 49-10)  
Opp: 2008, M. Sisson at Colorado State (W, 45-42)

**FUMBLE RECOVERIES 3 OR MORE:**

BYU: 2005, J. Luettgerodt at Wyoming (W, 35-21)

## SPECIAL TEAMS

**SCORED 15 OR MORE POINTS KICKING:**

BYU: 1999, O. Pochman 17 at UNLV (W, 29-0)\*  
Opp: 2009, J. Phillips 15 vs. Utah (W, 26-23)

**FIELD GOAL 40 YARDS OR MORE:**

BYU: 2010, M. Payne 43, 42 at Utah (L, 17-16)  
Opp: 2010, J. Phillips 40 at Utah (L, 17-16)

**FIELD GOAL 50 YARDS OR MORE:**

BYU: 2006, J. McLaughlin 53 at Air Force (W, 33-14)  
Opp: 2010, E. Folk 54 vs. Washington (W, 23-17)

**FIELD GOAL WAS BLOCKED:**

BYU: 2009, A. Rich at New Mexico (W, 24-19)  
Opp: 2010, B. Burton at Utah (L, 17-16)

**FIELD GOAL BLOCKED FOR A TOUCHDOWN:**

BYU: 2001, R. Denney at SDSU (W, 59-21)

**FIELD GOALS 4 OR MORE CONVERTED:**

BYU: 2000, O. Pochman 4 at Utah (W, 34-27)  
Opp: 2009, J. Phillips 5 vs. Utah (W, 26-23)

**FIELD GOAL GAME-WINNING:**

BYU: 2001, at Mississippi State (W, 41-38)  
Opp: 2006, at Arizona (L, 16-13)

**PAT 10 OR MORE CONVERTED:**

BYU: 2001, M. Payne 10 vs. Tulane (W, 70-35)\*

**PAT BLOCKED:**

BYU: 2008, J. Jorgensen at Washington (W, 28-27)  
Opp: 2010, P. Gardner vs. New Mexico (W, 40-7)

**TWO-POINT PAT WAS CONVERTED:**

BYU: 2010, R. Nelson vs. Washington (W, 23-17)  
Opp: 2009, D. Reed vs. Utah (W, 26-23)

**KICKOFF RETURN TEAM 150 YARDS OR MORE:**

BYU: 2010, 157 vs. Wyoming (W, 25-20)  
Opp: 2010, 162 vs. New Mexico (W, 40-7)

**KICKOFF RETURN 100 YARDS OR MORE INDIVIDUAL:**

BYU: 2010, C. Hoffman 104 vs. Wyoming (W, 25-20)  
Opp: 2010, E. McPhearson 120 vs. New Mexico (W, 40-7)

**KICKOFF RETURN 50 YARDS OR MORE:**

BYU: 2010, C. Hoffman 50 vs. UNLV (W, 55-7)  
Opp: 2010, M. Sullivan 50 vs. UNLV (W, 55-7)

**KICKOFF RETURN 100 YARDS:**

BYU: 1996, J. Dye vs. UTEP (W, 40-18)

**KICKOFF RETURN FOR A TOUCHDOWN:**

BYU: 1998, M. Rigell at Hawaii, 96 yards (W, 31-9)

Opp: 2009, D. Purvis at UNLV, 94 yards (W, 59-21)

**PUNT RETURN TEAM 100 YARDS OR MORE:**

BYU: 2006, 108 vs. Wyoming (W, 55-7)

**PUNT RETURN FOR A TD:**

BYU: 2006, M. Jacobson vs. Wyoming (W, 55-7)  
Opp: 2001, C. Owens at Hawai'i (L, 72-45)

**PUNT WAS BLOCKED:**

BYU: 2009, M. Marshall vs. CSU (W, 42-23)  
Opp: 2006, by C. Tennial vs. Tulsa (W, 49-24)

**PUNT BLOCKED FOR A TOUCHDOWN:**

BYU: 2004, by G. Lovely at Air Force (W, 41-24)  
Opp: 2005, by C. Wells, TD by G. Rybak vs. Air Force (W, 62-41)

**PUNT 60 YARDS OR MORE:**

BYU: 2008, C. Santiago 62 yards at Utah (L, 24-48)  
Opp: 2009, A. McCoy 70 yards at Wyoming (W, 52-0)

**PUNT AVERAGE 50 OR MORE (min. 3):**

BYU: 2009, R. Stephenson 51.0 vs. Colorado State (W, 42-23)

**DID NOT PUNT DURING ENTIRE GAME:**

BYU: 2010, at Colorado State (W, 49-10)

## GENERAL

**DEFEATED A RANKED OPPONENT:**

BYU: 2009, vs. No. 18 Oregon State (W, 44-20)  
Opp: 2010, at Air Force (L, 14-35)

**THE LAST TIME OVERTIME WAS PLAYED:**

BYU: 2009, vs. Utah (W, 26-23)

**TEAM WAS AHEAD AT HALF AND LOST:**

BYU: 2010, at Utah (ahead 6-0, lost 17-16)  
Opp: 2010, vs. Washington (ahead 17-13, lost 23-17)

**SHUTOUT IN THE FIRST HALF:**

BYU: 2010, at TCU (L, 3-31)  
Opp: 2010, at Utah (L, 17-16)

**SHUTOUT IN THE SECOND HALF:**

BYU: 2010, at Air Force (L, 14-35)  
Opp: 2010, vs. Washington, (W, 23-17)

**SHUTOUT:**

BYU: 2009, at Wyoming (W, 52-0)  
Opp: 2003, vs. Utah (L, 3-0)

**PENALTIES 10 OR MORE:**

BYU: 2009, 14 vs. New Mexico (W, 40-7)  
Opp: 2010, 12 at Utah State (L, 16-31)

**PENALTY YARDS 100 OR MORE:**

BYU: 2008, 14-141 vs. New Mexico (W, 40-7)  
Opp: 2010, 12-105 at Utah State (L, 16-31)

**PENALTIES 1 OR LESS:**

BYU: 2010, vs. Nevada (L, 13-27)  
Opp: 2006, at Air Force (W, 33-14)

**NO TURNOVERS:**

BYU: 2010 vs. New Mexico (W, 40-7)  
Opp: 2010 vs. Wyoming (W, 25-20)

**TIME OF POSSESSION 40 MINUTES OR MORE:**

BYU: 2010, 45:01 vs. San Diego State (W, 24-21)



# 2010 COUGAR FOOTBALL

## GAME-BY-GAME

### GAME 1 - SEPTEMBER 4, 2010 BYU VS. WASHINGTON

LAVELL EDWARDS STADIUM - PROVO, UTAH

Score by Quarters 1 2 3 4 Score

Washington..... 7 10 0 0 - 17 Record: (1-0)

BYU..... 5 8 10 0 - 23 Record: (0-1)

#### Scoring Summary:

1st 10:02 WASH - Kearse, J. 19 yd pass from Locker, Jake (Folk, Erik kick), 7-73 3:03, WASH 7 - BY 0

04:30 BY - TEAM safety, WASH 7 - BY 2

00:31 BY - PAYNE, Mitch 22 yd field goal, 9-66 3:53, WASH 7 - BY 5

2nd 12:08 BY - QUEZADA, Joshua 9 yd pass from NELSON, Riley (NELSON, Riley rush), 8-47 2:36, WASH 7 - BY 13

08:43 WASH - Locker, Jake 9 yd run (Folk, Erik kick), 9-80 3:25, WASH 14 - BY 13

00:00 WASH - Folk, Erik 54 yd field goal, 11-63 1:55, WASH 17 - BY 13

3rd 06:59 BY - PAYNE, Mitch 29 yd field goal, 11-58 5:33, WASH 17 - BY 16

04:23 BY - DI LUIGI, JJ 48 yd pass from NELSON, Riley (PAYNE, Mitch kick), 3-48 0:56, WASH 17 - BY 23

	WASH	BYU
FIRST DOWNS.....	20	23
RUSHES-YARDS (NET).....	31-128	33-146
PASSING YDS (NET).....	266	262
Passes Att-Comp-Int.....	39-20-0	40-24-0
TOTAL OFFENSE PLAYS-YARDS.....	70-394	73-408
Fumble Returns-Yards.....	0-0	0-0
Punt Returns-Yards.....	0-0	2-26
Kickoff Returns-Yards.....	3-20	4-72
Interception Returns-Yards.....	0-0	0-0
Punts (Number-Avg).....	6-45.2	6-37.2
Fumbles-Lost.....	2-0	2-0
Penalties-Yards.....	5-66	6-60
Possession Time.....	27:48	32:12
Third-Down Conversions.....	5 of 15	5 of 16
Fourth-Down Conversions.....	0 of 3	1 of 1
Red-Zone Scores-Chances.....	2-2	3-3
Sacks By: Number-Yards.....	0-0	1-4

**RUSHING:** Washington-Polk, Chris 16-92; Callier, Jesse 2-40; Locker, Jake 11-29; Fogerson, Johri 1-6; Mahan, Will 1-minus 39. BYU-DI LUIGI, JJ 13-69; NELSON, Riley 8-45; KARIYA, Bryan 8-20; CHAMBERS, O'Nei 1-8; HEAPS, Jake 1-6; TEAM 2-minus 2.

**PASSING:** Washington-Locker, Jake 20-37-0-266; Aguilar, Devin 0-1-0-0; TEAM 0-1-0-0. BYU HEAPS, Jake 13-23-0-131; NELSON, Riley 11-17-0-131.

**RECEIVING:** Washington-Kearse, J. 5-108; Aguilar, Devin 5-57; Bruns, Cody 3-25; Callier, Jesse 2-15; Polk, Jordan 1-25; Izbicki, Chris 1-15; Sylvester, A. 1-9; Polk, Chris 1-7; Goodwin, D. 1-5. BYU-ASHWORTH, Luke 6-24; DI LUIGI, JJ 4-83; WILSON, Richard 3-45; JACOBSON, McKay 3-33; CHAMBERS, O'Nei 3-21; MATHEWS, Marcus 1-17; MUEHLMANN, Mike 1-15; HOFFMAN, Cody 1-14; QUEZADA, Joshua 1-9; KARIYA, Bryan 1-1.

**INTERCEPTIONS:** Washington-None. BYU-None.

**FUMBLES:** Washington-Mahan, Will 1-0; Locker, Jake 1-0. BYU-CHAMBERS, O'Nei 1-0; DI LUIGI, JJ 1-0.

**SACKS (UA-A):** Washington-None. BYU-PENDLETON, Jord 0-1; FUGA, Romney 0-1.

**TACKLES (UA-A):** Washington-Foster, Mason 9-5; Aiyewa, Victor 8-2; Williams, Nate 5-7; Fellner, Nathan 7-2; Trufant, D. 4-1; Richardson, Q. 3-1; Elisara, Cam. 2-1; Crichton, Talia 1-3; Shamburger, W. 2-0; Dennison, Cort 0-3; Gilliland, G. 1-0; Tucker, Tim 1-0; Houston, Matt 1-0; Thompson, E. 0-1. BYU-RICH, Andrew 6-3; HUNTER, Shane 5-4; THOMAS, Steven 4-2; PENDLETON, Jord 2-6; OGLETREE, Brand 3-3; BRADLEY, Brando 3-3; FUGA, Romney 1-4; FRAZIER, Jameso 1-2; SO'OTO, Vic 1-2; LEUNG-WAI, Aven 1-1; JORGENSEN, Aust 1-1; LOGAN, Brian 1-0; GALEA'I, Jray 1-0; MANUMALEUNA, Ea 0-2; PUTNAM, Matt 0-1; HAGUE, Mike 0-1

### GAME 2 - SEPTEMBER 11, 2010 BYU VS. AIR FORCE

FALCON STADIUM - USAFA, COLORADO

Score by Quarters 1 2 3 4 Score

BYU..... 14 0 0 0 - 14 Record: (1-1)

Air Force.....7 14 7 7 - 35 Record: (2-0)

#### Scoring Summary:

1st 09:43 BY - DI LUIGI, JJ 1 yd run (PAYNE, Mitch kick), 12-74 5:17, BY 7 - AF 0

08:34 AF - HUNTER, Mikel 37 yd pass from JEFFERSON, Tim (SODERBERG, Erik kick), 5-61 1:05, BY 7 - AF 7

02:29 BY - NELSON, Riley 4 yd run (PAYNE, Mitch kick), 5-49 2:43, BY 14 - AF 7

2nd 09:42 AF - JEFFERSON, Tim 5 yd run (SODERBERG, Erik kick), 17-80 7:47, BY 14 - AF 14

05:17 AF - HUNTER, Mikel 33 yd run (SODERBERG, Erik kick), 2-48 0:36, BY 14 - AF 21

3rd 02:24 AF - WARZEKA, Jon 46 yd run (SODERBERG, Erik kick), 9-76 3:51, BY 14 - AF 28

4th 12:34 AF - WALKER, Nathan 5 yd run (SODERBERG, Erik kick), 5-45 2:15, BY 14 - AF 35

	BYU	AF
FIRST DOWNS.....	15	22
RUSHES-YARDS (NET).....	34-221	65-409
PASSING YDS (NET).....	88	68
Passes Att-Comp-Int.....	25-10-1	13-5-1
TOTAL OFFENSE PLAYS-YARDS.....	59-309	78-477
Fumble Returns-Yards.....	0-0	0-0
Punt Returns-Yards.....	2-13	0-0
Kickoff Returns-Yards.....	4-81	1-12
Interception Returns-Yards.....	1-0	1-1
Punts (Number-Avg).....	6-29.3	4-41.5
Fumbles-Lost.....	4-2	1-0
Penalties-Yards.....	7-45	10-125
Possession Time.....	23:01	36:59
Third-Down Conversions.....	6 of 15	10 of 19
Fourth-Down Conversions.....	1 of 2	2 of 2
Red-Zone Scores-Chances.....	2-2	2-3
Sacks By: Number-Yards.....	1-5	0-0

**RUSHING:** BYU-DI LUIGI, JJ 7-103; NELSON, Riley 20-95; KARIYA, Bryan 7-23. Air Force-CLARK, Asher 18-121; TEW, Jared 17-77; WARZEKA, Jon 6-62; HUNTER, Mikel 2-53; JEFFERSON, Tim 9-38; WALKER, Nathan 7-28; HALDERMAN, Kyle 2-16; JONES, Darius 1-9; SOUTHWORTH, Rya 2-7; TEAM 1-minus 2.

**PASSING:** BYU-NELSON, Riley 8-19-0-73; HEAPS, Jake 2-6-1-15. Air Force-JEFFERSON, Tim 5-13-1-68.

**RECEIVING:** BYU-HOFFMAN, Cody 3-37; DI LUIGI, JJ 3-25; MUEHLMANN, Mike 1-13; ASHWORTH, Luke 1-8; QUEZADA, Joshua 1-4; KARIYA, Bryan 1-1. Air Force-CLARK, Asher 3-8; HUNTER, Mikel 1-37; HALDERMAN, Kyle 1-23.

**INTERCEPTIONS:** BYU-HUNTER, Shane 1-0. Air Force-REMBERT, Reggie 1-1.

**FUMBLES:** BYU-DI LUIGI, JJ 2-1; NELSON, Riley 2-1. Air Force-TEW, Jared 1-0.

**SACKS (UA-A):** BYU-SO'OTO, Vic 1-0. Air Force-None.

**TACKLES (UA-A):** BYU-RICH, Andrew 9-5; SO'OTO, Vic 3-8; HUNTER, Shane 5-5; RICHARDSON, Jor 6-3; JORGENSEN, Aust 1-6; FRAZIER, Jameso 4-2; LOGAN, Brian 2-3; PENDLETON, Jord 1-4; STOUT, Zac 2-1; UALE, Travis 2-1; BRADLEY, Brando 1-2; FUGA, Romney 1-2; OGLETREE, Brand 1-1; MANUMALEUNA, Ea 1-1; THOMAS, Steven 1-0; BRYSON, Thomas 1-0; HAGUE, Mike 1-0; PUTNAM, Matt 1-0; HOFFMAN, Cody 1-0. Air Force-WAIWAI, Jord 1-6; AMACK, Brady 4-2; RICKETTS, Rick 3-3; REMBERT, Reggie 3-2; HENNESSEY, Pat 3-2; DAVIS, Jon 2-3; MORRIS, Andre 3-1; LINDSAY, Brian 2-2; ADEJI-PAUL, PJ 2-1; WRIGHT, Anthony 2-1; PAYNE, Zach 1-2; CHAMBERS, James 1-0; REID, Colton 1-0; FREEMAN, Joshua 1-0; MCWILLIAMS, Har 1-0; GARDNER, Ryan 0-1; HALL, Josh 0-1; KONEMANN, Caleb 0-1.



# 2010 COUGAR FOOTBALL

## GAME-BY-GAME

### GAME 3 - SEPTEMBER 18, 2010 BYU VS. FLORIDA STATE

DOAK CAMPBELL STADIUM - TALLAHASSEE, FLORIDA

Score by Quarters 1 2 3 4 Score

BYU..... 0 10 0 0 - 10 Record: (1-2)  
Florida State..... 3 10 14 7 - 34 Record: (2-1)

#### Scoring Summary:

1st 00:36 FS - Dustin Hopkins 26 yd field goal, 10-62 4:44, BY 0 - FS 3  
2nd 09:56 FS - Dustin Hopkins 47 yd field goal, 4-9 1:24, BY 0 - FS 6  
07:40 FS - Chris Thompson 83 yd run (Dustin Hopkins kick), 1-83 0:14, BY 0 - FS 13  
04:26 BY - PAYNE, Mitch 28 yd field goal, 7-49 3:14, BY 3 - FS 13  
00:14 BY - HOFFMAN, Cody 4 yd pass from HEAPS, Jake (PAYNE, Mitch kick), 11-71 1:56, BY 10 - FS 13  
3rd 07:16 FS - Ty Jones 2 yd pass from Christian Ponder (Dustin Hopkins kick), 14-63 6:53, BY 10 - FS 20  
00:55 FS - Christian Ponder 1 yd run (Dustin Hopkins kick), 4-86 1:37, BY 10 - FS 27  
4th 01:35 FS - Ty Jones 9 yd run (Dustin Hopkins kick), 4-7 2:23, BY 10 - FS 34

	BYU	FSU
FIRST DOWNS.....	17	19
RUSHES-YARDS (NET).....	35-76	44-278
PASSING YDS (NET).....	115	149
Passes Att-Comp-Int.....	35-16-1	21-14-0
TOTAL OFFENSE PLAYS-YARDS...	70-191	65-427
Fumble Returns-Yards.....	0-0	0-0
Punt Returns-Yards.....	2-19	4-18
Kickoff Returns-Yards.....	1-24	2-18
Interception Returns-Yards....	0-0	1-2
Punts (Number-Avg).....	6-47.0	3-47.0
Fumbles-Lost.....	4-1	2-1
Penalties-Yards.....	5-45	8-65
Possession Time.....	25:54	34:06
Third-Down Conversions.....	4 of 15	6 of 13
Fourth-Down Conversions.....	1 of 3	1 of 1
Red-Zone Scores-Chances.....	2-2	5-6
Sacks By: Number-Yards.....	3-16	8-52

**RUSHING:** Brigham Young-DI LUIGI, JJ 18-93; KARIYA, Bryan 7-27; QUEZADA, Joshua 1-9; NELSON, Riley 3-8; HEAPS, Jake 6-minus 61. Florida State-Chris Thompson 9-123; Ty Jones 15-95; Christian Ponder 13-50; Jermaine Thomas 4-9; Lonnie Pryor 1-5; TEAM 2-minus 4.

**PASSING:** Brigham Young-HEAPS, Jake 15-31-0-114; NELSON, Riley 1-4-1-1. Florida State-Christian Ponder 14-21-0-149.

**RECEIVING:** Brigham Young-HOFFMAN, Cody 5-17; DI LUIGI, JJ 3-36; CHAMBERS, O'Neill 2-27; KARIYA, Bryan 2-10; ASHWORTH, Luke 2-6; HAGUE, Mike 1-13; JACOBSON, McKay 1-6. Florida State-Bert Reed 9-89; Rodney Smith 2-18; Willie Haulstead 1-34; Taiwan Easterling 1-6; Ty Jones 1-2.

**INTERCEPTIONS:** Brigham Young-None. Florida State-Xavier Rhodes 1-2.

**FUMBLES:** Brigham Young-HEAPS, Jake 3-0; NELSON, Riley 1-1. Florida State-Bert Reed 1-1; Christian Ponder 1-0.

**SACKS (UA-A):** Brigham Young-MANUMALEUNA, Eathyn 1-1; PENDLETON, Jordan 1-1. Florida State-Brandon Jenkins 2-0; Dan Hicks 1-0; Everett Dawkins 1-0; Markus White 1-0; Anthony McCloud 1-0; Xavier Rhodes 1-0; Bjoern Werner 1-0.

**TACKLES (UA-A):** Brigham Young-PENDLETON, Jordan 9-3; RICH, Andrew 6-4; JORGENSEN, Austen 7-0; HUNTER, Shane 4-0; FUGA, Romney 2-2; LEUNG-WAI, Aveni 2-2; LOGAN, Brian 2-2; FRAZIER, Jameson 3-0; THOMAS, Steven 2-1; FOOTE, David 2-0; BRADLEY, Brandon 2-0; EASON, Corby 2-0; MANUMALEUNA, Eathyn 1-1; MENDENHALL, Zeke 1-0 UALE, Travis 1-0; DI LUIGI, JJ 1-0; SO'OTO, Vic 0-1. Florida State-Kendall Smith 5-2; Greg Reid 4-2; Nigel Bradham 4-2; Markus White 4-0; Brandon Jenkins 3-1; Nick Moody 3-1; Terrance Parks 2-2; Xavier Rhodes 2-0; Bjoern Werner 2-0; Mike Harris 2-0; Everett Dawkins 2-0; Lamarcus Joyner 2-0; Mister Alexander 2-0; Jacobbi McDaniel 2-0; Anthony McCloud 2-0; Dan Hicks 1-0; Chris Revell 1-0; Jajuan Harley 1-0; Telvin Smith 1-0.

### GAME 4 - SEPTEMBER 25, 2010 BYU VS. NEVADA

LAVELL EDWARDS STADIUM - PROVO, UTAH

Score by Quarters 1 2 3 4 Score

Nevada..... 14 10 0 3 - 27 Record: (4-0)  
BYU..... 7 3 0 3 - 13 Record: (1-3)

#### Scoring Summary:

1st 10:16 NEV - Randall, C. 6 yd pass from Kaepernick, C. (Martinez, A. kick), 9-84 4:44, NEV 7 - BY 0  
07:04 BY - DI LUIGI, JJ 2 yd run (PAYNE, Mitch kick), 5-36 1:31, NEV 7 - BY 7  
01:39 NEV - TAU, Vai 1 yd run (Martinez, A. kick), 12-80 5:25, NEV 14 - BY 7  
2nd 09:18 NEV - Kaepernick, C. 4 yd run (Martinez, A. kick), 9-57 4:48, NEV 21 - BY 7  
01:20 BY - PAYNE, Mitch 27 yd field goal, 11-35 2:58, NEV 21 - BY 10  
00:00 NEV - Drake, Ricky 38 yd field goal, 9-55 1:14, NEV 24 - BY 10  
4th 11:27 NEV - Martinez, A. 29 yd field goal, 21-75 8:53, NEV 27 - BY 10  
07:46 BY - PAYNE, Mitch 29 yd field goal, 9-65 3:36, NEV 27 - BY 13

	NEV	BYU
FIRST DOWNS.....	23	21
RUSHES-YARDS (NET).....	53-239	25-91
PASSING YDS (NET).....	196	229
Passes Att-Comp-Int.....	26-16-1	45-24-0
TOTAL OFFENSE PLAYS-YARDS.....	79-435	70-320
Fumble Returns-Yards.....	0-0	0-0
Punt Returns-Yards.....	1-0	1-8
Kickoff Returns-Yards.....	2-32	3-103
Interception Returns-Yards....	0-0	1-14
Punts (Number-Avg).....	2-56.0	3-31.3
Fumbles-Lost.....	3-1	0-0
Penalties-Yards.....	6-65	1-5
Possession Time.....	36:17	23:43
Third-Down Conversions.....	9 of 17	5 of 15
Fourth-Down Conversions.....	3 of 4	1 of 4
Red-Zone Scores-Chances.....	4-4	3-5
Sacks By: Number-Yards.....	1-10	0-0

**RUSHING:** Nevada-Taua, Vai 29-133; Kaepernick, C. 17-82; Randall, C. 4-10; Shepherd, M. 1-7; Mark, Lampford 1-4; Green, Virgil 1-3. BYU-DI LUIGI, JJ 15-67; QUEZADA, Joshua 3-15; KARIYA, Bryan 4-11; HEAPS, Jake 3-minus 2.

**PASSING:** Nevada-Kaepernick, C. 16-25-1-196; TEAM 0-1-0-0. BYU-HEAPS, Jake 24-45-0-229.

**RECEIVING:** Nevada-Session, Tray 3-38; Matthews, R. 3-35; Wimberly, B. 2-59; Shepherd, M. 2-26; Randall, C. 2-12; Green, Virgil 1-11; Sudfeld, Zach 1-8; Wellington, C. 1-6; Taua, Vai 1-1. BYU-DI LUIGI, JJ 8-56; HOFFMAN, Cody 4-74; JACOBSON, McKay 4-44; ASHWORTH, Luke 2-15; QUEZADA, Joshua 2-12; KARIYA, Bryan 2-5; MATHEWS, Marcus 1-18; PETERSON, BJ 1-5.

**INTERCEPTIONS:** Nevada-None. BYU-SO'OTO, Vic 1-14.

**FUMBLES:** Nevada-Kaepernick, C. 2-0; Taua, Vai 1-1. BYU-None.

**SACKS (UA-A):** Nevada-Roy, Brett 1-0. BYU-None.

**TACKLES (UA-A):** Nevada-Johnson, J.M. 7-3; Johnson, Marlon 6-3; Grimes, Kevin 5-1; Moch, Dontay 5-0; Frey, Isaiah 3-0; Marshall, B. 3-0; Miller, Doyle 3-0; Burnett, Kaelin 1-2; Madonick, Zack 2-0; Roy, Brett 2-0; Coulson, Ryan 1-1; Jefferson, S. 1-0; Drake, Ricky 1-0; Williams, Duke 1-0; Brown, Thaddeus 1-0; Faddis, Dean 1-0; Matthews, R. 1-0; Boughton, D. 1-0. BYU-RICH, Andrew 9-5; HUNTER, Shane 3-4; JORGENSEN, Austen 2-5; LOGAN, Brian 6-0; STOUT, Zac 3-3; PENDLETON, Jordan 3-3; MANUMALEUNA, Eathyn 0-6; UALE, Travis 2-3; EASON, Corby 4-0; BRADLEY, Brandon 3-1; SO'OTO, Vic 2-2; FUGA, Romney 2-1; FRAZIER, Jameson 1-2; RICHARDSON, Jordan 0-3; MENDENHALL, Zeke 1-1; PUTNAM, Matt 0-2; GALEA, Jray 1-0; STEELE, Tom 1-0; MARSHALL, Matt 0-1; LEUNG-WAI, Aveni 0-1; MEES, Carter 0-1.



# 2010 COUGAR FOOTBALL

## GAME-BY-GAME

### GAME 5 - OCTOBER 1, 2010 BYU VS. UTAH STATE

ROMNEY STADIUM - LOGAN, UTAH

Score by Quarters 1 2 3 4 Score

BYU..... 0 3 7 6 - 16 Record: (1-4)  
Utah State..... 10 14 7 0 - 31 Record: (2-3)

#### Scoring Summary:

1st 06:57 USU - Martin, Xavier 79 yd pass from Borel, Diondre (Loveless, B. kick), 2-81 0:45, BY 0 - USU 7

00:27 USU - Loveless, B. 34 yd field goal, 10-36 4:09, BY 0 - USU 10

2nd 06:54 USU - Borel, Diondre 1 yd run (Loveless, B. kick), 12-62 4:35, BY 0 - USU 17

03:28 BY - PAYNE, Mitch 23 yd field goal, 9-48 3:18, BY 3 - USU 17

00:49 USU - Speight, D. 1 yd run (Loveless, B. kick), 7-33 2:28, BY 3 - USU 24

3rd 06:32 USU - Speight, D. 1 yd run (Loveless, B. kick), 12-69 4:38, BY 3 - USU 31

03:44 BY - KARIYA, Bryan 1 yd run (PAYNE, Mitch kick), 8-75 2:41, BY 10 - USU 31

4th 00:31 BY - DI LUIGI, JJ 3 yd run (PAYNE, Mitch kick blockd), 8-66 1:39, BY 16 - USU 31

	BYU	USU
FIRST DOWNS.....	22	19
RUSHES-YARDS (NET).....	25-65	59-242
PASSING YDS (NET).....	270	192
Passes Att-Comp-Int.....	55-27-2	13-10-0
TOTAL OFFENSE PLAYS-YARDS.....	80-335	72-434
Fumble Returns-Yards.....	0-0	0-0
Punt Returns-Yards.....	1-4	2-1
Kickoff Returns-Yards.....	6-121	2-87
Interception Returns-Yards....	0-0	2-8
Punts (Number-Avg).....	4-47.8	4-35.0
Fumbles-Lost.....	0-0	1-1
Penalties-Yards.....	6-45	12-105
Possession Time.....	26:35	33:25
Third-Down Conversions.....	8 of 18	11 of 18
Fourth-Down Conversions.....	0 of 2	0 of 0
Red-Zone Scores-Chances.....	3-3	4-4
Sacks By: Number-Yards.....	0-0	2-15

**RUSHING:** BYU-DI LUIGI, JJ 12-42; QUEZADA, Joshua 6-20; KARIYA, Bryan 4-5; HEAPS, Jake 3-minus 2. Utah State-Speight, D. 23-91; Borel, Diondre 10-68; Williams, K. 15-51; DeMartino, Joey 5-16; Watkins, Dontel 1-9; Reynolds, T. 1-6; Marshall, R. 1-2; Moats, Eric 1-1; TEAM 2-minus 2.

**PASSING:** BYU-HEAPS, Jake 27-55-2-270. Utah State-Borel, Diondre 10-13-0-192.

**RECEIVING:** BYU-JACOBSON, McKay 8-85; HOFFMAN, Cody 6-46; DI LUIGI, JJ 5-62; KARIYA, Bryan 2-8; MATHEWS, Marcus 1-32; MAHINA, Devin 1-21; HAFOKA, Spencer 1-8; QUEZADA, Joshua 1-4; MENDENHALL, Zed 1-2; HOLT, Austen 1-2. Utah State-Watkins, Dontel 3-28; Speight, D. 2-28; Bartlett, K. 2-26; Martin, Xavier 1-79; Williams, K. 1-21; DeMartino, Joey 1-10.

**INTERCEPTIONS:** BYU-None. Utah State-Coleman, Rajric 1-8; Randle, Chris 1-0.

**FUMBLES:** BYU-None. Utah State-Borel, Diondre 1-1.

**SACKS (UA-A):** BYU-None. Utah State-Koskan, Levi 1-0; Johnson, Devin 1-0.

**TACKLES (UA-A):** BYU-HUNTER, Shane 3-10; WAGNER, Jadon 6-4; UALE, Travis 5-5; OGLETREE, Brand 4-4; VAN NOY, Kyle 4-3; PENDLETON, Jordan 2-5; RICH, Andrew 1-5; PUTNAM, Matt 1-5; LOGAN, Brian 3-2; JORGENSEN, Austen 0-4; STOUT, Zac 1-2; BRADLEY, Brandon 1-2; GALEA'I, Jay 2-0; MANUMALEUNA, Eathyn 1-1; FOOTE, David 1-1; SO'OTO, Vic 0-2; SPEREDON, Jason 1-0; HOFFMAN, Cody 1-0; EASON, Corby 1-0; MARSHALL, Matt 1-0; MEES, Carter 1-0; BRYSON, Thomas 1-0; MENDENHALL, Zeke 0-1. Utah State-Wagner, Bobby 2-9; Gallagher, Kyle 3-7; McClenton, W. 5-3; Koskan, Levi 2-3; Byrd, Quinton 4-0; Colman, Rajric 4-0; Marsh, Curtis 3-1; Doughty, Jake 2-1; Bowden, Alfred 2-1; Dinka-Mba, M. 0-3; Keiaho, Junior 2-0; Sanders, C. 2-0; Garner, Quinn 2-0; Enesi, Sean 1-1; Randle, Chris 1-1; Schrader, Joey 1-1; Johnson, Devin 1-0; Morgan, Cache 0-1; Lawson, Nevin 0-1; Vought, Nick 0-1; Royster, Nathan 0-1; Dabb, Forrest 0-1.

### GAME 6 - OCTOBER 9, 2010 BYU VS. SAN DIEGO STATE

LAVELL EDWARDS STADIUM - PROVO, UTAH

Score by Quarters 1 2 3 4 Score

San Diego State..... 0 7 7 7 - 21 Record: (3-2, 0-1)  
BYU..... 14 0 3 7 - 24 Record: (2-4, 1-1)

#### Scoring Summary:

1st 04:57 BY - DI LUIGI, JJ 3 yd run (PAYNE, Mitch kick), 19-78 8:28, SDSU 0 - BY 7

02:02 BY - KARIYA, Bryan 2 yd run (PAYNE, Mitch kick), 5-24 2:40, SDSU 0 - BY 14

2nd 05:00 SDSU - Brown, Vincent 36 yd pass from LINDLEY, Ryan (PEREZ, Abel kick), 2-52 0:31, SDSU 7 - BY 14

3rd 06:21 BY - PAYNE, Mitch 29 yd field goal, 8-38 4:13, SDSU 7 - BY 17

03:43 SDSU - Escobar, Gavin 1 yd pass from LINDLEY, Ryan (PEREZ, Abel kick), 8-83 2:29, SDSU 14 - BY 17

4th 13:43 BY - KARIYA, Bryan 1 yd run (PAYNE, Mitch kick), 9-67 4:51, SDSU 14 - BY 24

06:27 SDSU - Sullivan, Brand 4 yd pass from LINDLEY, Ryan (PEREZ, Abel kick), 6-59 2:31, SDSU 21 - BY 24

	SDSU	BYU
FIRST DOWNS.....	12	24
RUSHES-YARDS (NET).....	12-53	62-271
PASSING YDS (NET).....	220	142
Passes Att-Comp-Int.....	36-20-1	23-16-1
TOTAL OFFENSE PLAYS-YARDS.....	48-273	85-413
Fumble Returns-Yards.....	0-0	0-0
Punt Returns-Yards.....	2-21	4-22
Kickoff Returns-Yards.....	2-38	2-62
Interception Returns-Yards....	1-0	1-11
Punts (Number-Avg).....	6-44.3	4-36.8
Fumbles-Lost.....	1-0	1-1
Penalties-Yards.....	4-37	5-25
Possession Time.....	14:59	45:01
Third-Down Conversions.....	3 of 10	12 of 19
Fourth-Down Conversions.....	1 of 1	1 of 1
Red-Zone Scores-Chances.....	2-2	4-5
Sacks By: Number-Yards.....	2-12	1-9

**RUSHING:** San Diego State-HILLMAN, Ronnie 11-62; LINDLEY, Ryan 1-minus 9. BYU-DI LUIGI, JJ 22-134; KARIYA, Bryan 22-85; QUEZADA, Joshua 11-50; HEAPS, Jake 6-4; TEAM 1-minus 2.

**PASSING:** San Diego State-LINDLEY, Ryan 20-34-1-220; TEAM 0-2-0-0. BYU-HEAPS, Jake 15-22-1-126; MARSHALL, Matt 1-1-0-16.

**RECEIVING:** San Diego State-BROWN, Vincent 6-101; SAMPSON, DeMarc 4-47; SANDIFER, Domin 3-25; SULLIVAN, Brand 3-6; QUIGLEY, Bryce 1-19; DENSO, Dylan 1-12; BROWN, Davon 1-9; ESCOBAR, Gavin 1-1. BYU-JACOBSON, McKay 4-29; MATHEWS, Marcus 3-43; DI LUIGI, JJ 3-23; KARIYA, Bryan 2-13; MUEHLMANN, Mike 1-16; HAGUE, Mike 1-10; MAHINA, Devin 1-5; HOFFMAN, Cody 1-3.

**INTERCEPTIONS:** San Diego State-MCFADDEN, Leon 1-0. BYU-OGLETREE, Brandon 1-11.

**FUMBLES:** San Diego State-PARKER, Larry 1-0. BYU-MATHEWS, Marcus 1-1.

**SACKS (UA-A):** San Diego State-BURRIS, Miles 2-0. BYU-VAN NOY, Kyle 1-0.

**TACKLES (UA-A):** San Diego State-LEWIS, Darryn 7-5; YARBROUGH, Marc 7-2; BERHE, Nat 6-3; SPENCER, Neil 4-3; ANDREWS, Marcus 4-2; BURRIS, Miles 4-2; KETCHUM, Logan 4-1; DAVIS, Brandon 3-2; STEVENS, Khalid 3-2; AUTELE, J.J. 3-2; PEREZ, Jose 4-0; BARKSDALE, Deme 3-0; MCFADDEN, Leon 2-1; TENHAEFF, Nick 2-1; SILUANO, Rene 1-2; PRESTON, Andrew 1-2; LONG, Jerome 2-0; WILLIAMS, B.J. 1-1; TAUANUU, Jacob 1-1; LAWSON, Ernie 0-2; HILLMAN, Ronnie 1-0; LOCKETT, Colin 1-0; DENSO, Dylan 1-0; PARKER, Larry 0-1; WADE, Josh 0-1. BYU-LOGAN, Brian 8-0; RICH, Andrew 2-4; VAN NOY, Kyle 5-0; BRADLEY, Brandon 4-1; EASON, Corby 2-0; WAGNER, Jadon 0-2; MEES, Carter 1-0; JORGENSEN, Austen 1-0; PUTNAM, Matt 1-0; HUNTER, Shane 0-1; UALE, Travis 0-1; SO'OTO, Vic 0-1; OGLETREE, Brandon 0-1; RICHARDSON, Jordan 0-1.



# 2010 COUGAR FOOTBALL

## GAME-BY-GAME

### GAME 7 - OCTOBER 16, 2010

BYU VS. NO. 4/5 TCU

AMON CARTER STADIUM - FORT WORTH, TEX.

Score by Quarters 1 2 3 4 Score

BYU..... 0 0 3 0 - 3     Record: (2-5, 1-2 MWC)  
 TCU..... 3 14 0 14 - 31     Record: (7-0, 3-0 MWC)

#### Scoring Summary:

1st 02:19 TC - EVANS, Ross 20 yd field goal, 7-39 3:23, BY 0 - TC 3  
 2nd 01:30 TC - BOYCE, Josh 35 yd pass from DALTON, Andy (EVANS, Ross kick), 2-46 0:12, BY 0 - TC 10  
     00:26 TC - YOUNG, Jimmy 14 yd pass from DALTON, Andy (EVANS, Ross kick), 3-38 0:46, BY 0 - TC 17  
 3rd 01:14 BY - PAYNE, Mitch 27 yd field goal, 14-70 5:31, BY 3 - TC 17  
 4th 10:03 TC - BOYCE, Josh 20 yd pass from DALTON, Andy (EVANS, Ross kick), 8-64 3:41, BY 3 - TC 24  
     04:26 TC - KERLEY, Jeremy 21 yd pass from DALTON, Andy (EVANS, Ross kick), 9-51 4:35, BY 3 - TC 31

	BYU	TCU
FIRST DOWNS.....	10	23
RUSHES-YARDS (NET).....	27-56	38-108
PASSING YDS (NET).....	91	273
Passes Att-Comp-Int.....	30-14-2	36-24-0
TOTAL OFFENSE PLAYS-YARDS....	57-147	74-381
Fumble Returns-Yards.....	0-0	0-0
Punt Returns-Yards.....	1-23	4-56
Kickoff Returns-Yards.....	6-123	2-81
Interception Returns-Yards....	0-0	2-2
Punts (Number-Avg).....	7-48.0	6-41.3
Fumbles-Lost.....	0-0	3-0
Penalties-Yards.....	4-20	4-20
Possession Time.....	24:16	35:44
Third-Down Conversions.....	3 of 14	7 of 16
Fourth-Down Conversions.....	0 of 2	1 of 2
Red-Zone Scores-Chances.....	1-1	3-3
Sacks By: Number-Yards.....	2-12	3-21

**RUSHING:** BYU-KARIYA, Bryan 12-57; DI LUIGI, JJ 9-11; QUEZADA, Joshua 2-6; HAGUE, Mike 1-3; HEAPS, Jake 3-minus 21. TCU-WESLEY, Ed 10-53; TUCKER, Matthew 10-31; JAMES, Waymon 5-21; DALTON, Andy 7-16; DEAN, Aundre 2-9; PACHALL, Casey 1-2; SHIVERS, Luke 1-1; DAWSON, Skye 1-minus 5; TEAM 1-minus 20.

**PASSING:** BYU-HEAPS, Jake 14-30-2-91. TCU-DALTON, Andy 24-36-0-273.

**RECEIVING:** BYU-DI LUIGI, JJ 6-37; KARIYA, Bryan 4-31; HAGUE, Mike 2-14; MAHINA, Devin 1-5; JACOBSON, McKay 1-4. TCU-BOYCE, Josh 8-127; KERLEY, Jeremy 5-25; JOHNSON, Bart 3-59; YOUNG, Jimmy 3-40; HICKS, Antoine 2-20; WESLEY, Ed 2-minus 4; TUCKER, Matthew 1-6.

**INTERCEPTIONS:** BYU-None. TCU-JOHNSON, Tejay 1-2; CARDER, Tank 1-0.

**FUMBLES:** BYU-None. TCU-KERLEY, Jeremy 1-0; TUCKER, Matthew 1-0; TEAM 1-0.

**SACKS (UA-A):** BYU-SO'OTO, Vic 1-0; EASON, Corby 1-0. TCU-YENDREY, D.J. 1-0; MAPONGA, Stansl 1-0; GRANT, Cory 1-0.

**TACKLES (UA-A):** BYU-RICH, Andrew 10-3; WAGNER, Jadon 4-2; SO'OTO, Vic 4-1; BRADLEY, Brandon 4-1; OGLETREE, Brandon 3-2; HUNTER, Shane 3-2; PUTNAM, Matt 4-0; LOGAN, Brian 3-1; VAN NOY, Kyle 2-2; MEES, Carter 3-0; EASON, Corby 3-0; RICHARDSON, Jordan 1-2; MENDENHALL, Zeke 2-0; UALE, Travis 2-0; MANUMALEUNA, Eathyn 1-1; JORGENSEN, Austen 1-0; STOUT, Zac 1-0; FOOTE, David 1-0; ASHWORTH, Luke 1-0; BROWN, Braden 1-0; VEA, Simote 0-1. TCU-BROCK, Tanner 8-3; CUBA, Tekerrein 5-4; JOHNSON, Tejay 3-5; DANIELS, Wayne 1-3; MCCOY, Greg 3-0; MAPONGA, Stansl 3-0; GRANT, Cory 2-1; CAIN, Kenny 2-1; CLAY, Curtis 2-0; TEAGUE, Jason 2-0; JONES, Colin 2-0; YENDREY, D.J. 1-0; GRIFFIN, Kelly 1-0; CARDER, Tank 1-0; THOMPSON, Jurre 1-0; BURKS, Greg 1-0; BATTLE, Travara 0-1.

### GAME 8 - OCTOBER 23, 2010

BYU VS. WYOMING

LAVELL EDWARDS STADIUM - PROVO, UTAH

Score by Quarters 1 2 3 4 Score

Wyoming..... 0 10 3 7 - 20     Record: (2-6, 0-4 MWC)  
 BYU..... 16 0 3 6 - 25     Record: (3-5, 2-2 MWC)

#### Scoring Summary:

1st 10:35 BY - DI LUIGI, JJ 7 yd run (PAYNE, Mitch kick), 10-58 4:25, WY 0 - BY 7  
     09:53 BY - TEAM safety, , WY 0 - BY 9  
     04:53 BY - KARIYA, Bryan 4 yd run (PAYNE, Mitch kick), 5-33 1:52, WY 0 - BY 16  
 2nd 03:50 WY - LEWIS, Keith 55 yd interception return (WATTS, Ian kick), , WY 7 - BY 16  
     00:52 WY - WATTS, Ian 44 yd field goal, 4--7 1:56, WY 10 - BY 16  
 3rd 05:20 BY - PAYNE, Mitch 42 yd field goal, 9-48 4:32, WY 10 - BY 19  
     00:30 WY - WATTS, Ian 38 yd field goal, 11-56 4:45, WY 13 - BY 19  
 4th 12:34 BY - ASHWORTH, Luke 12 yd pass from HEAPS, Jake (HEAPS, Jake pass failed), 7-70 2:31, WY 13 - BY 25  
     06:50 WY - MCNEILL, Chris 16 yd pass from CARTA-SAMUELS,A (WATTS, Ian kick), 4-80 1:20, WY 20 - BY 25

	WYO	BYU
FIRST DOWNS.....	13	20
RUSHES-YARDS (NET).....	27-63	51-217
PASSING YDS (NET).....	110	81
Passes Att-Comp-Int.....	29-13-0	18-10-1
TOTAL OFFENSE PLAYS-YARDS....	56-173	69-298
Fumble Returns-Yards.....	0-0	0-0
Punt Returns-Yards.....	1-4	2-12
Kickoff Returns-Yards.....	3-88	6-157
Interception Returns-Yards....	1-55	0-0
Punts (Number-Avg).....	6-31.0	4-40.0
Fumbles-Lost.....	1-0	1-1
Penalties-Yards.....	7-65	8-70
Possession Time.....	26:35	33:25
Third-Down Conversions.....	2 of 12	5 of 13
Fourth-Down Conversions.....	1 of 2	0 of 0
Red-Zone Scores-Chances.....	1-1	3-4
Sacks By: Number-Yards.....	1-11	3-18

**RUSHING:** Wyoming-HERRON, Robert 6-62; CARTA-SAMUELS,A 9-13; CRUM, Dax 2-10; ALEXANDER, A. 9-minus 7; TEAM 1-minus 15. BYU-KARIYA, Bryan 19-88; DI LUIGI, JJ 16-82; QUEZADA, Joshua 14-59; TEAM 1-minus 1; HEAPS, Jake 1-minus 11.

**PASSING:** Wyoming-CARTA-SAMUELS,A 13-26-0-110; CRUM, Dax 0-3-0-0. BYU-HEAPS, Jake 10-18-1-81.

**RECEIVING:** Wyoming-BOLGER, Zach 4-44; STUDNICKA, B. 2-26; LEONARD, David 2-10; MCNEILL, Chris 1-16; BURKHALTER, T. 1-13; ALEXANDER, A. 1-5; HERRON, Robert 1-2; CARLSON, Nick 1-minus 6. BYU-ASHWORTH, Luke 6-57; MATHEWS, Marcus 1-17; HOFFMAN, Cody 1-7; MUEHLMANN, Mike 1-4; DI LUIGI, JJ 1-minus 4.

**INTERCEPTIONS:** Wyoming-LEWIS, Keith 1-55. BYU-None.

**FUMBLES:** Wyoming-TEAM 1-0. BYU-QUEZADA, Joshua 1-1.

**SACKS (UA-A):** Wyoming-BIEZUNS, Josh 1-0. BYU-WAGNER, Jadon 1-0; MANUMALEUNA, Eathyn 1-0; SO'OTO, Vic 1-0.

**TACKLES (UA-A):** Wyoming-GARY, Shamiel 7-6; SCHOBBER, Oliver 4-5; PROSINSKI,Chris 5-3; GIPSON, Tashaun 4-2; PURCELL, Mike 2-4; RUFF, Luke 3-1; MERTENS,Patrick 2-2; HENDRICKS,Brian 2-2; GIPSON, Marcell 3-0; MUHAMMAD,Ghaali 2-1; BIRKENESS, Mat 2-1; LEWIS, Keith 2-0; HALL, Reece 2-0; HERRON, Robert 1-1; DURBIN, Ben 1-1; BIEZUNS, Josh 1-1; TONEY, Alex 1-1; KNAPTON, Gabe 0-2; HARRIS, Devyn 1-0; HUFF,Marqueston 0-1; LAWSON, Eric 0-1; HARTFORD, P. 0-1. BYU-HUNTER, Shane 3-3; OGLETREE, Brandon 5-0; SO'OTO, Vic 3-1; RICH, Andrew 3-1; VAN NOY, Kyle 2-2; JORGENSEN, Austen 3-0; UALE, Travis 3-0; WAGNER, Jadon 1-2; MANUMALEUNA, Eathyn 2-0; LOGAN, Brian 2-0; PUTNAM, Matt 1-1; BRADLEY, Brandon 1-1; FOOTE, David 1-0; EASON, Corby 1-0; ANSAH, Ezekiel 1-0; HESS, Connell 0-1.



# 2010 COUGAR FOOTBALL

## GAME-BY-GAME

### GAME 9 - NOVEMBER 6, 2010

BYU VS. UNLV

LAVELL EDWARDS STADIUM - PROVO, UTAH

Score by Quarters 1 2 3 4 Score

UNLV.....0 0 0 7 - 7 Record: (2-6, 0-4 MWC)  
 BYU.....14 24 14 3 - 55 Record: (3-5, 2-2 MWC)

#### Scoring Summary:

1st 07:53 BY - QUEZADA, Joshua 13 yd run (PAYNE, Mitch kick), 9-49 4:20, LV 0 - BY 7  
 02:31 BY - KARIYA, Bryan 2 yd run (PAYNE, Mitch kick), 11-86 4:19, LV 0 - BY 14  
 2nd 12:40 BY - DI LUIGI, JJ 1 yd run (PAYNE, Mitch kick), 8-44 2:43, LV 0 - BY 21  
 09:27 BY - HOFFMAN, Cody 37 yd pass from HEAPS, Jake (PAYNE, Mitch kick), 2-58 0:26,  
 LV 0 - BY 28  
 03:01 BY - QUEZADA, Joshua 13 yd run (PAYNE, Mitch kick), 8-76 3:43, LV 0 - BY 35  
 00:00 BY - PAYNE, Mitch 48 yd field goal, 5-0 0:36, LV 0 - BY 38  
 3rd 09:51 BY - ASHWORTH, Luke 42 yd pass from HEAPS, Jake (PAYNE, Mitch kick), 3-47  
 1:00, LV 0 - BY 45  
 01:26 BY - QUEZADA, Joshua 4 yd run (PAYNE, Mitch kick), 10-68 4:18, LV 0 - BY 52  
 4th 08:00 BY - PAYNE, Mitch 25 yd field goal, 12-44 6:49, LV 0 - BY 55  
 00:41 LV - SULLIVAN, M. 24 yd pass from HERRING, Caleb (KOHORST, Nolan kick), 11-70  
 2:35, LV 7 - BY 55

	LV	BYU
FIRST DOWNS.....	11	29
RUSHES-YARDS (NET).....	28-22	51-216
PASSING YDS (NET).....	122	300
Passes Att-Comp-Int.....	29-11-2	32-20-0
TOTAL OFFENSE PLAYS-YARDS...	57-144	83-516
Fumble Returns-Yards.....	0-0	0-0
Punt Returns-Yards.....	0-0	4-42
Kickoff Returns-Yards.....	5-167	2-50
Interception Returns-Yards....	0-0	2-7
Punts (Number-Avg).....	10-35.7	3-36.3
Fumbles-Lost.....	0-0	1-0
Penalties-Yards.....	6-70	4-30
Possession Time.....	24:32	35:28
Third-Down Conversions.....	3 of 14	11 of 17
Fourth-Down Conversions.....	1 of 1	0 of 1
Red-Zone Scores-Chances.....	0-0	6-6
Sacks By: Number-Yards.....	0-0	5-31

**RUSHING:** UNLV-CORNETT, Tim 13-47; CLAYTON, Omar 3-2; PURVIS, Deante 1-minus 1; TROTTER, C. 2-minus 3; JOHNSON, M. 1-minus 6; HERRING, Caleb 8-minus 17. BYU-DI LUIGI, JJ 19-80; QUEZADA, Joshua 13-65; KARIYA, Bryan 11-46; FOOTE, David 2-15; FOLSOM, Ryan 5-11; TEAM 1-minus 1.

**PASSING:** UNLV-HERRING, Caleb 8-21-1-109; CLAYTON, Omar 3-8-1-13. BYU-HEAPS, Jake 19-31-0-294; LARK, James 1-1-0-6.

**RECEIVING:** UNLV-CORNETT, Tim 3-26; JOHNSON, M. 2-19; SULLIVAN, M. 1-24; DAVIS, Kurt 1-20; PAYNE, Phillip 1-16; MAYS, Trey 1-16; VIDAL, Anthony 1-6; TROTTER, C. 1-minus 5. BYU-ASHWORTH, Luke 5-83; JACOBSON, McKay 4-70; DI LUIGI, JJ 4-44; HOFFMAN, Cody 2-57; KARIYA, Bryan 1-14; HAFOKA, Spencer 1-11; MATHEWS, Marcus 1-9; MAHINA, Devin 1-6; PETERSON, BJ 1-6.

**INTERCEPTIONS:** UNLV-None. BYU-FRAZIER, Jameson 1-7; LOGAN, Brian 1-0.

**FUMBLES:** UNLV-None. BYU-DI LUIGI, JJ 1-0.

**SACKS (UA-A):** UNLV-None. BYU-PUTNAM, Matt 1-0; ROWLEY, Graham 1-0; HESS, Connell 1-0; JORGENSEN, Austen 1-0; EASON, Corby 1-0.

**TACKLES (UA-A):** UNLV-DE GIACOMO, A. 6-3; FUJIAONO, Starr 3-6; TUILOMA, Eric 4-4; RANDLEMAN, C. 7-0; THERRELL, John 2-3; CHANDLER, Will 4-0; BELL, B.J. 4-0; BROOKS, Preston 3-1; PAULO, Ronnie 3-1; GRANT, Mike 3-1; MAKI, Tani 0-4; KLORMAN, Alex 2-1; DUNLAP, James 1-2; AAITUI, Isaako 1-2; CARTER, Nate 1-1; MAREKO, Daniel 1-1; BOBAK, Ian 0-2; CLAUSEN, Mike 1-0; MAYS, Trey 1-0; HASSON, Tim 1-0; COLEMAN, Cedric 1-0; KNUSTSON, Tate 1-0; GASTON, Tyler 0-1; HOLLOWAY, Nate 0-1. BYU-HUNTER, Shane 2-3; PUTNAM, Matt 3-1; RICH, Andrew 2-2; JORGENSEN, Aust 3-0; STOUT, Zac 2-1; UALE, Travis 2-1; FRAZIER, Jameso 1-2; RICHARDSON, Jor 2-0; WAGNER, Jadon 2-0; BUCKNER, Robbie 2-0; VAN VALKENBURG, AJ 2-0; OGLETREE, Brand 1-1; FALSLEV, JD 1-1; ROWLEY, Graham 1-1; EASON, Corby 1-0; BRADLEY, Brando 1-0; LEUNG-WAI, Aveni 1-0; HESS, Co nell 1-0; LOGAN, Brian 1-0; STEPHENSON, Ril 1-0; STEELE, Tom 1-0; MANUMALEUNA, Ea 0-1; MENDENHALL, Zek 0-1; SO'OTO, Vic 0-1; BRYSON, Thomas 0-1; VAN NOY, Kyle 0-1.

### GAME 10 - NOVEMBER 13, 2010

BYU VS. COLORADO STATE

HUGHES STADIUM - FT. COLLINS, COLORADO

Score by Quarters 1 2 3 4 Score

BYU.....14 21 7 7 - 49 Record: (5-5, 4-2 MWC)  
 Colorado State.....0 0 0 10 - 10 Record: (3-8, 2-5 MWC)

#### Scoring Summary:

1st 08:56 BY - ASHWORTH, Luke 62 yd pass from HEAPS, Jake (PAYNE, Mitch kick), 4-89  
 1:19, BY 7 - CS 0  
 03:36 BY - ASHWORTH, Luke 7 yd pass from HEAPS, Jake (PAYNE, Mitch kick), 7-44 3:42,  
 BY 14 - CS 0  
 2nd 14:49 BY - VAN NOY, Kyle 44 yd fumble recovery (PAYNE, Mitch kick), , BY 21 - CS 0  
 07:21 BY - ASHWORTH, Luke 36 yd pass from HEAPS, Jake (PAYNE, Mitch kick), 7-74  
 3:16, BY 28 - CS 0  
 00:27 BY - ASHWORTH, Luke 8 yd pass from HEAPS, Jake (PAYNE, Mitch kick), 9-82 3:45,  
 BY 35 - CS 0  
 3rd 00:17 BY - MENDENHALL, Zed 1 yd run (PAYNE, Mitch kick), 16-76 7:14, BY 42 - CS 0  
 4th 07:58 CS - DELINE, Ben 34 yd field goal, 15-63 7:13, BY 42 - CS 3  
 05:49 BY - FOOTE, David 31 yd run (PAYNE, Mitch kick), 4-59 2:03, BY 49 - CS 3  
 03:07 CS - CARTER, Raymond 22 yd pass from THOMAS, Pete (DELINE, Ben kick), 8-80  
 2:42, BY 49 - CS 10

	BYU	CSU
FIRST DOWNS.....	26	20
RUSHES-YARDS (NET).....	44-284	24-83
PASSING YDS (NET).....	242	292
Passes Att-Comp-Int.....	20-15-0	42-28-2
TOTAL OFFENSE PLAYS-YARDS...	64-526	66-375
Fumble Returns-Yards.....	1-44	0-0
Punt Returns-Yards.....	1-5	0-0
Kickoff Returns-Yards.....	2-35	4-57
Interception Returns-Yards....	2-4	0-0
Punts (Number-Avg).....	0-0.0	3-41.3
Fumbles-Lost.....	3-2	3-2
Penalties-Yards.....	2-23	5-60
Possession Time.....	30:00	30:00
Third-Down Conversions.....	12 of 13	8 of 14
Fourth-Down Conversions.....	1 of 1	1 of 1
Red-Zone Scores-Chances.....	3-4	1-1
Sacks By: Number-Yards.....	2-10	0-0

**RUSHING:** BYU-FOLSOM, Ryan 2-74; KARIYA, Bryan 14-63; DI LUIGI, JJ 10-59; QUEZADA, Joshua 7-43; FOOTE, David 2-32; FALSLEV, JD 1-15; LARK, James 1-4; MENDENHALL, Zed 1-1; HEAPS, Jake 4-minus 3; TEAM 2-minus 4. Colorado State-MASON, Leonard 11-59; LIGGETT, Tyson 1-14; CARTER, Raymond 5-10; MOSURE, John 2-8; THOMAS, Pete 3-minus 4; GREENWOOD, Lou 2-minus 4.

**PASSING:** BYU-HEAPS, Jake 15-20-0-242. Colorado State-THOMAS, Pete 28-42-2-292.

**RECEIVING:** BYU-ASHWORTH, Luke 4-113; HOFFMAN, Cody 3-42; HAFOKA, Spencer 2-17; MUEHLMANN, Mike 1-26; JACOBSON, McKay 1-15; MENDENHALL, Zed 1-11; DI LUIGI, JJ 1-9; MAHINA, Devin 1-5; KARIYA, Bryan 1-4. Colorado State-LIGGETT, Tyson 5-62; GREENWOOD, Lou 5-54; CARTER, Raymond 5-30; PAUGA, Zac 4-43; STEELE, Byron 3-56; DRAKE, Tony 2-16; PEITZ, Eric 1-17; MASON, Leonard 1-7; YEMM, Matt 1-5; BROWN, Joe 1-2.

**INTERCEPTIONS:** BYU-RICH, Andrew 1-3; LOGAN, Brian 1-1. Colorado State-None.

**FUMBLES:** BYU-HOFFMAN, Cody 1-1; LARK, James 1-0; HEAPS, Jake 1-1. Colorado State-MOSURE, John 1-1; MASON, Leonard 1-0; CARTER, Raymond 1-1.

**SACKS (UA-A):** BYU-SO'OTO, Vic 1-0; EASON, Corby 0-1; OGLETREE, Brandon 0-1. Colorado State-None.

**TACKLES (UA-A):** BYU-RICH, Andrew 3-6; OGLETREE, Brandon 4-4; EASON, Corby 5-2; UALE, Travis 5-1; WAGNER, Jadon 1-4; JORGENSEN, Austen 3-1; FRAZIER, Jameson 2-2; LOGAN, Brian 3-0; VAN NOY, Kyle 2-1; PUTNAM, Matt 1-2; SO'OTO, Vic 1-2; HUNTER, Shane 1-1; BRADLEY, Brandon 1-0; MARSHALL, Matt 1-0; JAUSSE, Landon 1-0; MENDENHALL, Zed 1-0; MENDENHALL, Zeke 1-0; HESS, Connell 1-0; LEUNG-WAI, Aveni 0-1; BUCKNER, Robbie 0-1; STOUT, Zac 0-1; PETERSON, Matt 0-1. Colorado State-BREWER, Ricky 5-8; SISSON, Mychal 5-7; HERD, Ivory 5-5; KAWULOK, Michae 1-6; SARGENT, Broder 1-4; ORAKPO, Mike 2-2; VINSON, Dominiq 3-0; MILLER, Guy 2-1; WHITTIER, Ty 0-3; BURL, Davis 0-3; FORD, Travis 2-0; WILKINSON, Dean 1-1; BELL, Shaq 1-1; SMITH, Elijah-B 0-2; THOMPSON, Ezra 0-2; JAMES, C.J. 1-0; SHAW, Marcus 1-0; GILLMORE, Crock 1-0; LAW, Marquise 1-0; LATU, Nuku 0-1.



# 2010 COUGAR FOOTBALL

## GAME-BY-GAME

### GAME 11 - NOVEMBER 20, 2010

#### BYU VS. NEW MEXICO

LAVELL EDWARDS STADIUM - PROVO, UTAH

#### Score by Quarters 1 2 3 4 Score

New Mexico.....0 0 7 0 - 7 Record: (1-10, 1-5 MWC)  
 BYU.....17 3 7 13 - 40 Record: (6-5, 5-2 MWC)

#### Scoring Summary:

1st 10:01 BY - HEAPS, Jake 1 yd run (PAYNE, Mitch kick), 3-12 2:11, NM 0 - BY 7  
 07:07 BY - PAYNE, Mitch 34 yd field goal, 5-21 0:57, NM 0 - BY 10  
 02:58 BY - DI LUIGI, JJ 4 yd run (PAYNE, Mitch kick), 7-80 2:59, NM 0 - BY 17  
 2nd 00:35 BY - PAYNE, Mitch 28 yd field goal, 16-84 6:14, NM 0 - BY 20  
 3rd 09:46 BY - HOFFMAN, Cody 17 yd pass from HEAPS, Jake (PAYNE, Mitch kick), 11-72  
 5:03, NM 0 - BY 27  
 04:14 NM - SOLOMON, Quinte 12 yd pass from GODFREY, Stump (AHO, James kick),  
 13-72 5:25, NM 7 - BY 27  
 4th 14:10 BY - QUEZADA, Joshua 14 yd run (PAYNE, Mitch kick), 12-82 4:53, NM 7 - BY 34  
 07:17 BY - HOFFMAN, Cody 10 yd pass from HEAPS, Jake (PAYNE, Mitch kick failed),  
 10-80 4:58, NM 7 - BY 40

	NM	BYU
FIRST DOWNS.....	20	29
RUSHES-YARDS (NET).....	31-100	44-258
PASSING YDS (NET).....	159	236
Passes Att-Comp-Int.....	30-15-3	33-19-0
TOTAL OFFENSE PLAYS-YARDS.....	61-259	77-494
Fumble Returns-Yards.....	0-0	0-0
Punt Returns-Yards.....	1-0	2-1
Kickoff Returns-Yards.....	6-162	2-41
Interception Returns-Yards....	0-0	3-53
Punts (Number-Avg).....	4-40.5	3-47.3
Fumbles-Lost.....	1-1	0-0
Penalties-Yards.....	5-25	14-141
Possession Time.....	24:40	35:20
Third-Down Conversions.....	4 of 11	6 of 13
Fourth-Down Conversions.....	0 of 0	2 of 2
Red-Zone Scores-Chances.....	1-2	7-7
Sacks By: Number-Yards.....	1-9	1-10

**RUSHING:** New Mexico-GODFREY, Stump 14-53; CARRIER, Kasey 15-44; AHO, James 1-4; TEAM 1-minus 1. BYU-QUEZADA, Joshua 15-107; DI LUIGI, JJ 10-65; KARIYA, Bryan 9-58; FOOTE, David 2-8; FOLSOM, Ryan 1-7; LARK, James 2-6; HEAPS, Jake 3-5; FALSLEV, JD 2-2.

**PASSING:** New Mexico-GODFREY, Stump 9-20-2-125; HOLBROOK, B.R. 6-7-1-34; AUSTIN, Tarean 0-3-0-0. BYU-HEAPS, Jake 18-32-0-231; MARSHALL, Matt 1-1-0-5.

**RECEIVING:** New Mexico-CARRIER, Kasey 5-22; KIRK, Ty 3-64; REED, Lucas 2-41; WILLIAMS, Bryan 2-10; HERNANDEZ, Chri 2-10; SOLOMON, Quinte 1-12. BYU-HOFFMAN, Cody 5-71; ASHWORTH, Luke 3-41; DI LUIGI, JJ 3-39; MAHINA, Devin 2-24; MUEHLMANN, Mike 1-22; HOLT, Austin 1-17; MENDENHALL, Zed 1-9; KARIYA, Bryan 1-6; FOOTE, David 1-5; QUEZADA, Joshua 1-2.

**INTERCEPTIONS:** New Mexico-None. BYU-MANUMALEUNA, Ea 1-30; RICH, Andrew 2-23.

**FUMBLES:** New Mexico-GODFREY, Stump 1-1. BYU-None.

**SACKS (UA-A):** New Mexico-LATCHISON, Jaym 1-0. BYU-VAN NOY, Kyle 1-0.

**TACKLES (UA-A):** New Mexico-BUTLER, A.J. 10-1; MESSINA, Carmen 6-5; MERRITT, Spence 4-2; FORREST, Bubba 4-2; HARRIS, Joe 3-3; UZODINMA, Ugo 1-4; MILLS, DeShawn 3-1; STONER, Joe 0-4; CARRIER, Kasey 3-0; LYLES, Jamarr 2-1; JOHANNEMANN, Se 2-1; HOOKS, Anthony 2-0; KENNEDY, Brett 1-1; NEELY, Cody 1-1; CARTER, Ravonne 1-1; LATCHISON, Jaym 1-1; SOLOMON, Quinte 1-0; HENTRUP, Garret 1-0; AHO, Andrew 1-0; GARDNER, Peter 1-0; RAYMER, Matt 0-1; MCPHEARSON, Emm 0-1. BYU-HUNTER, Shane 6-5; RICH, Andrew 4-3; LOGAN, Brian 3-3; OGLETREE, Brandon 2-4; SO'OTO, Vic 2-4; PUTNAM, Matt 2-1; HESS, Connell 2-1; VAN NOY, Kyle 2-1; JORGENSEN, Austen 2-1; UALE, Travis 0-3; MANUMALEUNA, Eathyn 2-0; FRAZIER, Jameson 1-1; MENDENHALL, Zeke 0-2; BRADLEY, Brandon 1-0; HORNUNG, Reed 1-0; WAGNER, Jadon 0-1; ROWLEY, Graham 0-1; ANSAH, Ezekiel 0-1.

### GAME 12 - NOVEMBER 27, 2010

#### BYU VS. NO. 22/23 UTAH

RICE-ECCLES STADIUM - SALT LAKE CITY, UT

#### Score by Quarters 1 2 3 4 Score

BYU.....3 3 7 3 - 16 Record: (6-6, 5-3 MWC)  
 Utah.....0 0 0 17 - 17 Record: (10-2, 7-1 MWC)

#### Scoring Summary:

1st 04:34 BY - PAYNE, Mitch 43 yd field goal, 10-45 3:48, BY 3 - UU 0  
 2nd 00:02 BY - PAYNE, Mitch 37 yd field goal, 7-21 2:21, BY 6 - UU 0  
 3rd 04:51 BY - JACOBSON, McKay 21 yd pass from HEAPS, Jake (PAYNE, Mitch kick), 3-19  
 0:51, BY 13 - UU 0  
 4th 14:56 UU - PHILLIPS, Joe 40 yd field goal, 12-39 4:48, BY 13 - UU 3  
 13:46 UU - CHRISTOPHER, De 37 yd pass from WYNN, Jordan (PHILLIPS, Joe kick), 1-37  
 0:08, BY 13 - UU 10  
 07:38 BY - PAYNE, Mitch 42 yd field goal, 15-56 6:02, BY 16 - UU 10  
 04:24 UU - ASIATA, Matt 3 yd run (PHILLIPS, Joe kick), 3-38 1:21, BY 16 - UU 17

	BYU	UU
FIRST DOWNS.....	19	14
RUSHES-YARDS (NET).....	37-65	28-89
PASSING YDS (NET).....	228	207
Passes Att-Comp-Int.....	37-22-1	37-15-3
TOTAL OFFENSE PLAYS-YARDS.....	74-293	65-296
Fumble Returns-Yards.....	0-0	0-0
Punt Returns-Yards.....	1-7	2-2
Kickoff Returns-Yards.....	4-47	5-77
Interception Returns-Yards....	3-80	1-0
Punts (Number-Avg).....	4-41.0	6-35.5
Fumbles-Lost.....	3-3	1-0
Penalties-Yards.....	2-20	3-40
Possession Time.....	32:32	27:28
Third-Down Conversions.....	6 of 15	4 of 15
Fourth-Down Conversions.....	0 of 1	1 of 1
Red-Zone Scores-Chances.....	2-3	1-1
Sacks By: Number-Yards.....	1-9	2-27

**RUSHING:** BYU-KARIYA, Bryan 14-36; QUEZADA, Joshua 12-30; DI LUIGI, JJ 7-14; HEAPS, Jake 4-minus 15. Utah-WIDE, Eddie 18-73; ASIATA, Matt 8-23; WYNN, Jordan 2-minus 7.

**PASSING:** BYU-HEAPS, Jake 22-37-1-228. Utah-WYNN, Jordan 13-30-1-199; CAIN, Terrance 2-7-2-8.

**RECEIVING:** BYU-JACOBSON, McKay 7-92; KARIYA, Bryan 4-29; HOFFMAN, Cody 3-22; MAHINA, Devin 2-32; MENDENHALL, Zed 2-12; ASHWORTH, Luke 2-12; HOLT, Austin 1-17; DI LUIGI, JJ 1-12. Utah-BROOKS, Jereme 3-72; SMITHSON, Shaky 3-35; ROGERS, Dallin 2-38; MATTHEWS, Luke 2-10; WIDE, Eddie 2-5; CHRISTOPHER, De 1-37; ASIATA, Matt 1-6; ASIATA, Shawn 1-4.

**INTERCEPTIONS:** BYU-HUNTER, Shane 1-46; FRAZIER, Jameso 1-25; BRADLEY, Brando 1-9. Utah-BLECHEN, Brian 1-0.

**FUMBLES:** BYU-BRADLEY, Brandon 1-1; HEAPS, Jake 1-1; TEAM 1-1. Utah-ROGERS, Dallin 1-0.

**SACKS (UA-A):** BYU-PUTNAM, Matt 1-0. Utah-WALKER, Chaz 1-0; BLECHEN, Brian 1-0.

**TACKLES (UA-A):** BYU-RICH, Andrew 4-6; VAN NOY, Kyle 5-2; FRAZIER, Jameso 3-4; HUNTER, Shane 3-4; WAGNER, Jadon 2-3; OGLETREE, Brand 0-5; BRADLEY, Brando 3-1; LOGAN, Brian 2-2; UALE, Travis 1-3; MENDENHALL, Zek 0-4; MANUMALEUNA, Ea 0-3; PUTNAM, Matt 1-1; SO'OTO, Vic 0-2; BRYSON, Thomas 0-2; HOFFMAN, Cody 1-0; HORNUNG, Reed 0-1; HESS, Connell 0-1; MARSHALL, Matt 0-1; FOOTE, David 0-1; ANSAH, Ezekiel 0-1; JORGENSEN, Aust 0-1. Utah-MARTINEZ, Matt 7-10; WALKER, Chaz 5-9; TAP-LIN-ROSS, Ju 6-2; BLECHEN, Brian 3-4; SILIGA, Sealver 1-6; CHAPMAN, Lamar 3-1; MANIS, Chad 0-4; BURTON, Brandon 2-1; KRUGER, Dave 0-3; COX, Christian 1-1; VAK PUNA, Tauni 1-1; HONEYCUTT, Mike 0-2; BURTON, Beau 0-2; SHELBY, Derrick 0-2; LOTULELEI, Star 0-2; ANDERSEN, Boo 0-2; MOEAI, Kendrick 1-0; CAIN, Terrance 1-0; CULLEN, John 1-0; A'ASA, Neli 1-0; SPIKES, Victor 0-1; BIRD, Greg 0-1; TUI'ONE, Junior 0-1; BLACK, Conroy 0-1.

**2010 BYU Cougars**  
**BYU Cougars Overall Team Statistics (as of Nov 27, 2010)**  
**All games**

<b>Team Statistics</b>	<b>BY</b>	<b>OPP</b>
SCORING	288	257
Points Per Game	24.0	21.4
FIRST DOWNS	255	216
Rushing	110	98
Passing	118	100
Penalty	27	18
RUSHING YARDAGE	1966	1814
Yards gained rushing	2226	2144
Yards lost rushing	260	330
Rushing Attempts	468	440
Average Per Rush	4.2	4.1
Average Per Game	163.8	151.2
TDs Rushing	20	14
PASSING YARDAGE	2284	2254
Comp-Att-Int	217-392-9	191-351-13
Average Per Pass	5.8	6.4
Average Per Catch	10.5	11.8
Average Per Game	190.3	187.8
TDs Passing	13	17
TOTAL OFFENSE	4250	4068
Total Plays	860	791
Average Per Play	4.9	5.1
Average Per Game	354.2	339.0
KICK RETURNS: #-Yards	42-916	37-839
PUNT RETURNS: #-Yards	23-182	16-92
INT RETURNS: #-Yards	13-169	9-68
KICK RETURN AVERAGE	21.8	22.7
PUNT RETURN AVERAGE	7.9	5.8
INT RETURN AVERAGE	13.0	7.6
FUMBLES-LOST	19-10	20-7
PENALTIES-Yards	64-529	75-743
Average Per Game	44.1	61.9
PUNTS-Yards	50-2024	60-2386
Average Per Punt	40.5	39.8
Net punt average	35.8	34.7
TIME OF POSSESSION/Game	30:40	29:20
3RD-DOWN Conversions	83/183	72/174
3rd-Down Pct	45%	41%
4TH-DOWN Conversions	8/20	12/18
4th-Down Pct	40%	67%
SACKS BY-Yards	20-124	21-165
MISC YARDS	0	63
TOUCHDOWNS SCORED	34	32
FIELD GOALS-ATTEMPTS	16-20	11-16
ON-SIDE KICKS	0-0	0-0
RED-ZONE SCORES	(39-45) 87%	(25-28) 89%
RED-ZONE TOUCHDOWNS	(26-45) 58%	(19-28) 68%
PAT-ATTEMPTS	(30-32) 94%	(32-32) 100%
ATTENDANCE	368283	241828
Games/Avg Per Game	6/61380	6/40305
Neutral Site Games		0/0

<b>Score by Quarters</b>	<b>1st</b>	<b>2nd</b>	<b>3rd</b>	<b>4th</b>	<b>oT</b>	<b>Total</b>
BYU Cougars	104	75	61	48	0	288
Opponents	44	89	45	79	0	257



**2010 BYU Cougars**  
**BYU Cougars Overall Individual Statistics (as of Nov 27, 2010)**  
**All games**

<b>Rushing</b>	<b>gp-gs</b>	<b>att</b>	<b>gain</b>	<b>loss</b>	<b>net</b>	<b>avg</b>	<b>td</b>	<b>lg</b>	<b>avg/g</b>
DI LUIGI, JJ	12-9	158	849	30	819	5.2	7	46	68.2
KARIYA, Bryan	12-9	131	532	13	519	4.0	5	18	43.2
QUEZADA, Joshua	12-0	84	415	11	404	4.8	4	26	33.7
NELSON, Riley	3-3	31	163	15	148	4.8	1	24	49.3
FOLSOM, Ryan	7-0	8	92	0	92	11.5	0	74	13.1
FOOTE, David	11-0	6	55	0	55	9.2	1	31	5.0
FALSLEV, JD	12-0	3	18	1	17	5.7	0	15	1.4
LARK, James	3-0	3	12	2	10	3.3	0	7	3.3
CHAMBERS, O'Nei	5-4	1	8	0	8	8.0	0	8	1.6
HAGUE, Mike	9-0	1	3	0	3	3.0	0	3	0.3
MENDENHALL, Zed	11-5	1	1	0	1	1.0	1	1	0.1
TEAM	7-0	7	0	10	-10	-1.4	0	0	-1.4
HEAPS, Jake	12-9	34	78	178	-100	-2.9	1	13	-8.3
Total	12	468	2226	260	1966	4.2	20	74	163.8
Opponents	12	440	2144	330	1814	4.1	14	83	151.2

<b>Passing</b>	<b>gp-gs</b>	<b>effic</b>	<b>comp-att-int</b>	<b>pct</b>	<b>yds</b>	<b>td</b>	<b>lg</b>	<b>avg/g</b>
HEAPS, Jake	12-9	110.79	194-349-8	55.6	2052	11	62	171.0
NELSON, Riley	3-3	104.55	20-40-1	50.0	205	2	48	68.3
MARSHALL, Matt	12-0	188.20	2-2-0	100.0	21	0	16	1.8
LARK, James	3-0	150.40	1-1-0	100.0	6	0	6	2.0
Total	12	110.65	217-392-9	55.4	2284	13	62	190.3
Opponents	12	116.93	191-351-13	54.4	2254	17	79	187.8

<b>Receiving</b>	<b>gp-gs</b>	<b>no.</b>	<b>yds</b>	<b>avg</b>	<b>td</b>	<b>lg</b>	<b>avg/g</b>
DI LUIGI, JJ	12-9	42	422	10.0	1	48	35.2
HOFFMAN, Cody	12-9	34	390	11.5	4	37	32.5
JACOBSON, McKay	12-10	33	378	11.5	1	36	31.5
ASHWORTH, Luke	12-2	31	359	11.6	6	62	29.9
KARIYA, Bryan	12-9	21	122	5.8	0	14	10.2
MAHINA, Devin	11-5	9	98	10.9	0	22	8.9
MATHEWS, Marcus	8-0	8	136	17.0	0	32	17.0
MUEHLMANN, Mike	12-3	6	96	16.0	0	26	8.0
QUEZADA, Joshua	12-0	6	31	5.2	1	9	2.6
CHAMBERS, O'Nei	5-4	5	48	9.6	0	15	9.6
MENDENHALL, Zed	11-5	5	34	6.8	0	11	3.1
HAGUE, Mike	9-0	4	37	9.2	0	13	4.1
HAFOKA, Spencer	9-0	4	36	9.0	0	11	4.0
WILSON, Richard	11-3	3	45	15.0	0	25	4.1
HOLT, Austin	11-1	3	36	12.0	0	17	3.3
PETERSON, BJ	12-0	2	11	5.5	0	6	0.9
FOOTE, David	11-0	1	5	5.0	0	5	0.5
Total	12	217	2284	10.5	13	62	190.3
Opponents	12	191	2254	11.8	17	79	187.8

<b>Punt Returns</b>	<b>no.</b>	<b>yds</b>	<b>avg</b>	<b>td</b>	<b>lg</b>
FALSLEV, JD	13	94	7.2	0	23
CHAMBERS, O'Nei	5	45	9.0	0	20
JACOBSON, McKay	4	36	9.0	0	13
TEAM	1	7	7.0	0	0
Total	23	182	7.9	0	23
Opponents	16	92	5.8	0	17

<b>Interceptions</b>	<b>no.</b>	<b>yds</b>	<b>avg</b>	<b>td</b>	<b>lg</b>
RICH, Andrew	3	26	8.7	0	23
HUNTER, Shane	2	46	23.0	0	46
LOGAN, Brian	2	1	0.5	0	1
FRAZIER, Jameso	2	32	16.0	0	25
BRADLEY, Brando	1	9	9.0	0	9
OGLETREE, Brand	1	11	11.0	0	11
MANUMALEUNA, Ea	1	30	30.0	0	30
SO'OTO, Vic	1	14	14.0	0	14
Total	13	169	13.0	0	46
Opponents	9	68	7.6	1	55

<b>Kick Returns</b>	<b>no.</b>	<b>yds</b>	<b>avg</b>	<b>td</b>	<b>lg</b>
CHAMBERS, O'Nei	15	316	21.1	0	33
HOFFMAN, Cody	9	255	28.3	0	50
FALSLEV, JD	8	162	20.2	0	34
JACOBSON, McKay	5	110	22.0	0	39
DI LUIGI, JJ	3	62	20.7	0	35
ASHWORTH, Luke	1	0	0.0	0	0
MUEHLMANN, Mike	1	11	11.0	0	11
Total	42	916	21.8	0	50
Opponents	37	839	22.7	0	67

<b>Fumble Returns</b>	<b>no.</b>	<b>yds</b>	<b>avg</b>	<b>td</b>	<b>lg</b>
VAN NOY, Kyle	1	44	44.0	1	44
Total	1	44	44.0	1	44
Opponents	0	0	0.0	0	0

**2010 BYU Cougars  
BYU Cougars Overall Individual Statistics (as of Nov 27, 2010)  
All games**

Scoring	td	fg	PAT				dpx	saf	pts
			kick	rush	rcv	pass			
PAYNE, Mitch	-	16-20	30-32	-	-	-	-	-	78
DI LUIGI, JJ	8	-	-	-	-	-	-	-	48
ASHWORTH, Luke	6	-	-	-	-	-	-	-	36
QUEZADA, Joshua	5	-	-	-	-	-	-	-	30
KARIYA, Bryan	5	-	-	-	-	-	-	-	30
HOFFMAN, Cody	4	-	-	-	-	-	-	-	24
NELSON, Riley	1	-	-	1-1	-	-	-	-	8
FOOTE, David	1	-	-	-	-	-	-	-	6
VAN NOY, Kyle	1	-	-	-	-	-	-	-	6
MENDENHALL, Zed	1	-	-	-	-	-	-	-	6
JACOBSON, McKay	1	-	-	-	-	-	-	-	6
HEAPS, Jake	1	-	-	-	-	0-1	-	-	6
TEAM	-	-	-	-	-	-	2	-	4
Total	34	16-20	30-32	1-1	-	0-1	-	2	288
Opponents	32	11-16	32-32	-	-	-	-	-	257

Total Offense	g	plays	rush	pass	total	avg/g
HEAPS, Jake	12	383	-100	2052	1952	162.7
DI LUIGI, JJ	12	158	819	0	819	68.2
KARIYA, Bryan	12	131	519	0	519	43.2
QUEZADA, Joshua	12	84	404	0	404	33.7
NELSON, Riley	3	71	148	205	353	117.7
FOLSOM, Ryan	7	8	92	0	92	13.1
FOOTE, David	11	6	55	0	55	5.0
MARSHALL, Matt	12	2	0	21	21	1.8
FALSLEV, JD	12	3	17	0	17	1.4
LARK, James	3	4	10	6	16	5.3
CHAMBERS, O'Nei	5	1	8	0	8	1.6
HAGUE, Mike	9	1	3	0	3	0.3
MENDENHALL, Zed	11	1	1	0	1	0.1
TEAM	7	7	-10	0	-10	-1.4
Total	12	860	1966	2284	4250	354.2
Opponents	12	791	1814	2254	4068	339.0

Field Goals	fg	pct.	01-19	20-29	30-39	40-49	50-99	lg	blk
PAYNE, Mitch	16-20	80.0	0-0	10-11	2-2	4-7	0-0	48	2

FG Sequence	BYU Cougars	Opponents
Washington	40,(22),(29)	(54)
Air Force	-	48
Florida State	(28)	(26),(47),34
Nevada	(27),(29)	(38),(29)
Utah State	(23),48	(34),42
San Diego State	(29)	43
TCU	(27)	(20)
Wyoming	(42),28	(44),(38)
UNLV	(48),(25)	-
Colorado State	-	(34)
New Mexico	(34),(28)	-
Utah	(43),(37),(42),42	45,(40)

Punting	no.	yds	avg	lg	tb	fc	i20	50+	blk
STEPHENSON, Ril	49	2022	41.3	59	7	6	19	15	0
FALSLEV, JD	1	2	2.0	2	0	0	0	0	0
Total	50	2024	40.5	59	7	6	19	15	0
Opponents	60	2386	39.8	64	6	12	16	13	0

Kickoffs	no.	yds	avg	tb	ob	retn	net	ydln
STEPHENSON, Ril	58	3904	67.3	22	1			
PAYNE, Mitch	3	104	34.7	0	1			
Total	61	4008	65.7	22	2	22.7	44.7	25
Opponents	55	3440	62.5	12	1	21.8	41.5	28

Numbers in (parentheses) indicate field goal was made.

**2010 BYU Cougars**  
**BYU Cougars Overall Individual Statistics (as of Nov 27, 2010)**  
**All games**

<u>All Purpose</u>	<u>g</u>	<u>rush</u>	<u>rcv</u>	<u>pr</u>	<u>kr</u>	<u>ir</u>	<u>total</u>	<u>avg/g</u>
DI LUIGI, JJ	12	819	422	0	62	0	1303	108.6
HOFFMAN, Cod	12	0	390	0	255	0	645	53.8
KARIYA, Bryan	12	519	122	0	0	0	641	53.4
JACOBSON, Mc	12	0	378	36	110	0	524	43.7
QUEZADA, Josh	12	404	31	0	0	0	435	36.2
CHAMBERS, O'	5	8	48	45	316	0	417	83.4
ASHWORTH, Lu	12	0	359	0	0	0	359	29.9
FALSLEV, JD	12	17	0	94	162	0	273	22.8
NELSON, Riley	3	148	0	0	0	0	148	49.3
MATHEWS, Mar	8	0	136	0	0	0	136	17.0
MUEHLMANN,	12	0	96	0	11	0	107	8.9
MAHINA, Devin	11	0	98	0	0	0	98	8.9
FOLSOM, Ryan	7	92	0	0	0	0	92	13.1
FOOTE, David	11	55	5	0	0	0	60	5.5
HUNTER, Shan	12	0	0	0	0	46	46	3.8
WILSON, Richar	11	0	45	0	0	0	45	4.1
HAGUE, Mike	9	3	37	0	0	0	40	4.4
HOLT, Austin	11	0	36	0	0	0	36	3.3
HAFOKA, Spenc	9	0	36	0	0	0	36	4.0
MENDENHALL,	11	1	34	0	0	0	35	3.2
FRAZIER, Jame	9	0	0	0	0	32	32	3.6
MANUMALEUN	12	0	0	0	0	30	30	2.5
RICH, Andrew	12	0	0	0	0	26	26	2.2
SO'OTO, Vic	12	0	0	0	0	14	14	1.2
OGLETREE, Bra	10	0	0	0	0	11	11	1.1
PETERSON, BJ	12	0	11	0	0	0	11	0.9
LARK, James	3	10	0	0	0	0	10	3.3
BRADLEY, Bran	12	0	0	0	0	9	9	0.8
LOGAN, Brian	12	0	0	0	0	1	1	0.1
TEAM	7	-10	0	7	0	0	-3	-0.4
HEAPS, Jake	12	-100	0	0	0	0	-100	-8.3
Total	12	1966	2284	182	916	169	5517	459.8
Opponents	12	1814	2254	92	839	68	5067	422.2

**2010 BYU Cougars**  
**BYU Cougars Overall Defensive Statistics (as of Nov 27, 2010)**  
**All games**

##	Defensive Leaders	gp-gs	Tackles				tfl/yds	Sacks no-yds	Pass defense			Fumbles		blkd	
			ua	a	tot				int-yds	brup	qbh	rcv-yds	ff	kick	saf
22	RICH, Andrew	12-12	59	47	106	6.5-19	.	3-26	7	1	1-0	3	.	.	
51	HUNTER, Shane	12-12	38	43	81	3.5-9	.	2-46	5	1	1-0	1	.	.	
7	LOGAN, Brian	12-11	36	13	49	1.0-4	.	2-1	6	.	.	.	.	.	
44	OGLETREE, Brand	10-7	21	26	47	5.0-14	0.5-2	1-11	3	2	1-0	1	.	.	
37	SO'OTO, Vic	12-12	17	27	44	10.5-39	4.0-19	1-14	1	8	.	1	.	.	
34	JORGENSEN, Aust	12-3	24	19	43	2.0-8	1.0-2	.	.	.	.	.	.	.	
23	UALE, Travis	11-8	23	18	41	.	.	.	.	.	1-0	.	.	.	
1	PENDLETON, Jord	6-5	17	21	38	3.5-16	2.0-12	.	1	1	.	1	.	.	
5	BRADLEY, Brando	12-12	25	12	37	2.0-9	.	1-9	4	1	1-0	.	.	.	
49	WAGNER, Jadon	11-8	16	19	35	6.0-24	1.0-5	.	1	.	.	.	.	.	
45	VAN NOY, Kyle	12-2	22	11	33	6.5-35	2.0-19	.	1	2	1-44	2	.	.	
48	FRAZIER, Jameso	9-8	16	15	31	3.5-10	.	2-32	.	3	.	.	.	.	
41	PUTNAM, Matt	12-8	15	14	29	4.0-12	2.0-10	.	7	2	.	1	.	.	
55	MANUMALEUNA, Ea	12-7	8	16	24	3.0-19	2.5-15	1-30	1	.	.	.	.	.	
25	EASON, Corby	12-1	19	2	21	4.5-32	2.5-21	.	3	1	.	2	.	.	
47	STOUT, Zac	9-0	9	9	18	2.0-7	.	.	.	.	.	.	.	.	
94	RICHARDSON, Jor	10-5	9	8	17	.	.	.	.	2	.	.	.	.	
98	FUGA, Romney	4-4	6	9	15	0.5-2	0.5-2	.	.	.	.	.	.	.	
30	MENDENHALL, Zek	12-2	5	9	14	0.5-1	.	.	.	.	.	1	.	.	
24	THOMAS, Steven	3-3	7	3	10	0.5-2	.	.	1	.	.	.	.	.	
31	LEUNG-WAI, Aven	8-2	4	5	9	.	.	.	.	.	.	.	.	.	
56	HESS, Connell	5-0	4	3	7	1.0-11	1.0-11	.	.	.	.	.	.	.	
27	FOOTE, David	11-0	5	2	7	.	.	.	.	.	.	.	.	.	
15	MEES, Carter	7-0	5	2	7	.	.	.	.	.	.	.	.	.	
79	BRYSON, Thomas	11-0	2	3	5	.	.	.	3	1	.	.	.	.	
19	MARSHALL, Matt	12-0	2	2	4	.	.	.	.	.	.	.	.	.	
1H	GALEA'I, Jay	11-0	4	.	4	.	.	.	.	.	1-0	.	.	.	
2	HOFFMAN, Cody	12-9	3	.	3	.	.	.	.	.	.	.	.	.	
26	BUCKNER, Robbie	5-0	2	1	3	.	.	.	.	.	.	.	.	.	
74	ANSAH, Ezekiel	5-0	1	2	3	.	.	.	1	.	.	.	.	.	
92	ROWLEY, Graham	7-0	1	2	3	1.0-6	1.0-6	.	.	1	.	.	.	.	
16	FALSLEV, JD	12-0	1	1	2	.	.	.	.	.	.	.	.	.	
52	STEELE, Tom	5-0	2	.	2	.	.	.	.	.	.	.	.	.	
42	VAN VALKENBURG,	4-0	2	.	2	.	.	.	.	.	.	.	.	.	
32	HAGUE, Mike	9-0	1	1	2	.	.	.	.	.	.	.	.	.	
96	HORNUNG, Reed	12-0	1	1	2	.	.	.	.	.	.	.	.	.	
73	SPEREDON, Jason	12-12	1	.	1	.	.	.	.	.	.	.	.	.	
75	BROWN, Braden	12-12	1	.	1	.	.	.	.	.	.	.	.	.	
17	JAUSSI, Landon	11-0	1	.	1	.	.	.	.	.	.	.	.	.	
90	PETERSON, Matt	3-0	.	1	1	.	.	.	.	.	.	.	.	.	
35	MENDENHALL, Zed	11-5	1	.	1	.	.	.	.	.	.	.	.	.	
93	VEA, Simote	4-0	.	1	1	.	.	.	.	.	.	.	.	.	
29	ASHWORTH, Luke	12-2	1	.	1	.	.	.	.	.	.	.	.	.	
99	STEPHENSON, Ril	12-0	1	.	1	.	.	.	.	.	.	.	.	.	
10	DI LUIGI, JJ	12-9	1	.	1	.	.	.	.	.	.	.	.	.	
TM	TEAM	7-0	.	.	.	.	.	.	.	.	.	.	.	2	
	Total	12	439	368	807	67-279	20-124	13-169	45	26	7-44	13	.	2	
	Opponents	12	512	366	878	58-239	21-165	9-68	49	9	10-0	14	3	.	



**2010 BYU Cougars**  
**BYU Cougars Game Results (as of Nov 27, 2010)**  
**All games**

<b>Date</b>	<b>Opponent</b>		<b>Score</b>	<b>Overall</b>	<b>Conference</b>	<b>Time</b>	<b>Attend</b>
Sep 04, 2010	WASHINGTON	W	23-17	1-0	0-0	3:24	63771
* Sep 11, 2010	at Air Force	L	14-35	1-1	0-1	3:02	46692
Sep 18, 2010	at Florida State	L	10-34	1-2	0-1	3:13	68795
Sep 25, 2010	NEVADA	L	13-27	1-3	0-1	3:09	61471
Oct 01, 2010	at Utah State	L	16-31	1-4	0-1	3:22	24152
* Oct 09, 2010	SAN DIEGO STATE	W	24-21	2-4	1-1	3:04	62176
* Oct 16, 2010	at #4 TCU	L	3-31	2-5	1-2	2:53	40416
* Oct 23, 2010	WYOMING	W	25-20	3-5	2-2	2:56	60505
* Nov 06, 2010	UNLV	W	55-7	4-5	3-2	3:11	61283
* Nov 13, 2010	at Colorado State	W	49-10	5-5	4-2	2:47	16501
* Nov 20, 2010	NEW MEXICO	W	40-7	6-5	5-2	3:04	59077
* Nov 27, 2010	at #20 Utah	L	16-17	6-6	5-3	3:08	45272

**2010 BYU Cougars**  
**BYU Cougars Team Game-by-Game (as of Nov 27, 2010)**  
**All games**

**TEAM STATISTICS**

Date	Opponent	Rushing				Receiving				Passing				Kick Returns				Punt Returns				tot off
		no.	yds	td	lg	no.	yds	td	lg	cmp-att-int	yds	td	lg	no.	yds	td	lg	no.	yds	td	lg	
Sep 04	WASHINGTON	33	146	0	19	24	262	2	48	24-40-0	262	2	48	4	72	0	29	2	26	0	20	408
Sep 11	at Air Force	34	221	2	43	10	88	0	27	10-25-1	88	0	27	4	81	0	35	2	13	0	11	309
Sep 18	at Florida State	35	76	0	21	16	115	1	16	16-35-1	115	1	16	1	24	0	24	2	19	0	11	191
Sep 25	NEVADA	25	91	1	14	24	229	0	25	24-45-0	229	0	25	3	103	0	39	1	8	0	8	320
Oct 01	at Utah State	25	65	2	13	27	270	0	32	27-54-2	270	0	32	6	121	0	34	1	4	0	4	335
Oct 09	SAN DIEGO STATE	62	271	3	46	16	142	0	23	16-23-1	142	0	23	2	62	0	33	4	22	0	13	413
Oct 16	at TCU	27	56	0	9	14	91	0	13	14-30-2	91	0	13	6	123	0	31	1	23	0	23	147
Oct 23	WYOMING	51	217	2	15	10	81	1	22	10-18-1	81	1	22	6	157	0	34	2	12	0	14	298
Nov 06	UNLV	51	216	5	20	20	300	2	42	20-32-0	300	2	42	2	50	0	50	4	42	0	19	516
Nov 13	at Colorado State	44	284	2	74	15	242	4	62	15-20-0	242	4	62	2	35	0	27	1	5	0	5	526
Nov 20	NEW MEXICO	44	258	3	26	19	236	2	26	19-33-0	236	2	26	2	41	0	27	2	1	0	1	494
Nov 27	at Utah	37	65	0	12	22	228	1	28	22-37-1	228	1	28	4	47	0	15	1	7	0	0	293
BYU Cougars		468	1966	20	74	217	2284	13	62	217-392-9	2284	13	62	42	916	0	50	23	182	0	23	4250
		440	1814	14	83	191	2254	17	79	191-351-13	2254	17	79	37	839	0	67	16	92	0	17	4068

Games played: 12  
 Avg per rush: 4.2  
 Avg per catch: 10.5  
 Pass efficiency: 110.65  
 Kick ret avg: 21.8  
 Punt ret avg: 7.9  
 All purpose avg/game: 459.8  
 Total offense avg/gm: 354.2

Date	Opponent	Tackles				Sacks no-yds	Fumble		Pass Defense			Blkd kick	PAT Attempts			saf	pts
		ua	a	total	tfl-yds		ff	fr-yds	int-yds	qbh	brup		kick	rush	rcv		
Sep 04	WASHINGTON	30	36	66	3.0-8	1.0-4	0	0-0	0-0	2	5	0	1-1	1	0	1	23
Sep 11	at Air Force	44	44	88	4.0-14	1.0-5	1	0-0	1-0	0	3	0	2-2	0	0	0	14
Sep 18	at Florida State	47	16	63	5.0-25	3.0-16	2	1-0	0-0	0	4	0	1-1	0	0	0	10
Sep 25	NEVADA	43	44	87	0.0-0	0.0-0	1	1-0	1-14	4	1	0	1-1	0	0	0	13
Oct 01	at Utah State	41	56	97	5.0-21	0.0-0	1	1-0	0-0	0	0	0	1-2	0	0	0	16
Oct 09	SAN DIEGO STATE	24	12	36	3.0-19	1.0-9	1	0-0	1-11	2	6	0	3-3	0	0	0	24
Oct 16	at TCU	53	20	73	8.0-35	2.0-12	1	0-0	0-0	0	4	0	0-0	0	0	0	3
Oct 23	WYOMING	32	12	44	12.0-42	3.0-18	1	1-0	0-0	6	7	0	2-2	0	0	1	25
Nov 06	UNLV	33	18	51	10.0-53	5.0-31	0	0-0	2-7	2	3	0	7-7	0	0	0	55
Nov 13	at Colorado State	37	30	67	8.0-32	2.0-10	3	2-44	2-4	2	5	0	7-7	0	0	0	49
Nov 20	NEW MEXICO	30	32	62	5.0-17	1.0-10	1	1-0	3-53	8	2	0	4-5	0	0	0	40
Nov 27	at Utah	25	48	73	4.0-13	1.0-9	1	0-0	3-80	0	5	0	1-1	0	0	0	16
BYU Cougars		439	368	807	67.0-279	20.0-124	13	7-44	13-169	26	45	0	30-32	1	0	2	288
		512	366	878	58.0-239	21.0-165	14	10-0	9-68	9	49	3	32-32	0	0	0	257

Date	Opponent	Punting						Field Goals				Kickoffs						
		no.	yds	avg	long	blkd	tb	fc	50+	i20	md-att	long	blkd	no.	yds	avg	tb	ob
Sep 04	WASHINGTON	6	223	37.2	47	0	1	0	0	3	2-3	29	0	5	345	69.0	2	0
Sep 11	at Air Force	6	176	29.3	51	0	1	2	1	2	0-0	0	0	3	183	61.0	2	0
Sep 18	at Florida State	6	282	47.0	55	0	0	1	3	2	1-1	28	0	3	176	58.7	1	0
Sep 25	NEVADA	3	94	31.3	47	0	1	0	0	0	2-2	29	0	4	267	66.8	2	0
Oct 01	at Utah State	4	191	47.8	56	0	0	0	2	2	1-2	23	0	4	227	56.8	1	1
Oct 09	SAN DIEGO STATE	4	147	36.8	51	0	1	0	1	0	1-1	29	0	5	330	66.0	2	1
Oct 16	at TCU	7	336	48.0	59	0	1	0	5	0	1-1	27	0	2	128	64.0	0	0
Oct 23	WYOMING	4	160	40.0	55	0	1	2	1	2	1-2	42	1	5	336	67.2	2	0
Nov 06	UNLV	3	109	36.3	42	0	1	0	0	1	2-2	48	0	9	622	69.1	4	0
Nov 13	at Colorado State	0	0	0.0	0	0	0	0	0	0	0-0	0	0	8	556	69.5	4	0
Nov 20	NEW MEXICO	3	142	47.3	58	0	0	1	1	3	2-2	34	0	8	544	68.0	2	0
Nov 27	at Utah	4	164	41.0	50	0	0	0	1	4	3-4	43	1	5	294	58.8	0	0
BYU Cougars		50	2024	40.5	59	0	7	6	15	19	16-20	48	2	61	4008	65.7	22	2
		60	2386	39.8	64	0	6	12	13	16	11-16	54	0	55	3440	62.5	12	1

**2010 BYU Cougars**  
**BYU Cougars Opponent Game-by-Game (as of Nov 27, 2010)**  
**All games**

**OPPONENT STATISTICS**

Date	Opponent	Rushing				Receiving				Passing				Kick Returns				Punt Returns				tot off
		no.	yds	td	lg	no.	yds	td	lg	cmp-att-int	yds	td	lg	no.	yds	td	lg	no.	yds	td	lg	
Sep 04	WASHINGTON	31	128	1	39	20	266	1	43	20-39-0	266	1	43	3	20	0	16	0	0	0	0	394
Sep 11	at Air Force	65	409	4	46	5	68	1	37	5-13-1	68	1	37	1	12	0	12	0	0	0	0	477
Sep 18	at Florida State	44	278	3	83	14	149	1	34	14-21-0	149	1	34	2	18	0	15	3	18	0	14	427
Sep 25	NEVADA	53	239	2	26	16	196	1	36	16-26-1	196	1	36	2	32	0	21	1	0	0	0	435
Oct 01	at Utah State	59	242	3	39	10	192	1	79	10-13-0	192	1	79	2	87	0	67	2	-1	0	0	434
Oct 09	SAN DIEGO STATE	12	53	0	38	20	220	3	36	20-36-1	220	3	36	2	38	0	21	2	21	0	13	273
Oct 16	at TCU	38	108	0	20	24	273	4	35	24-36-0	273	4	35	2	81	0	52	4	56	0	17	381
Oct 23	WYOMING	27	63	0	47	13	110	1	25	13-29-0	110	1	25	3	88	0	36	1	-4	0	0	173
Nov 06	UNLV	28	22	0	14	11	122	1	24	11-29-2	122	1	24	5	167	0	50	0	0	0	0	144
Nov 13	at Colorado State	24	83	0	31	28	292	1	27	28-42-2	292	1	27	4	57	0	25	0	0	0	0	375
Nov 20	NEW MEXICO	31	100	0	15	15	159	1	50	15-30-3	159	1	50	6	162	0	47	1	0	0	0	259
Nov 27	at Utah	28	89	1	21	15	207	1	60	15-37-3	207	1	60	5	77	0	19	2	2	0	2	296
Opponents		440	1814	14	83	191	2254	17	79	191-351-13	2254	17	79	37	839	0	67	16	92	0	17	4068
		468	1966	20	74	217	2284	13	62	217-392-9	2284	13	62	42	916	0	50	23	182	0	23	4250

Games played: 12  
 Avg per rush: 4.1  
 Avg per catch: 11.8  
 Pass efficiency: 116.93  
 Kick ret avg: 22.7  
 Punt ret avg: 5.8  
 All purpose avg/game: 422.2  
 Total offense avg/gm: 339.0

Date	Opponent	Tackles				Sacks no-yds	Fumble		Pass Defense			Blkd kick	PAT Attempts			saf	pts	
		ua	a	total	tfl-yds		ff	fr-yds	int-yds	qbh	brup		kick	rush	rcv			
Sep 04	WASHINGTON	44	26	70	4.0-7	0.0-0	1	0-0	0-0	1	1	0	2-2	0	0	0	0	17
Sep 11	at Air Force	30	28	58	3.0-11	1.0-8	3	2-0	1-1	0	3	0	5-5	0	0	0	0	35
Sep 18	at Florida State	45	10	55	10.0-56	8.0-52	4	1-0	1-2	1	6	0	4-4	0	0	0	0	34
Sep 25	NEVADA	45	10	55	3.0-14	1.0-10	0	0-0	0-0	2	6	0	3-3	0	0	0	0	27
Oct 01	at Utah State	37	36	73	4.0-18	2.0-15	0	0-0	2-8	1	10	1	4-4	0	0	0	0	31
Oct 09	SAN DIEGO STATE	65	36	101	6.0-20	2.0-12	1	1-0	1-0	0	1	0	3-3	0	0	0	0	21
Oct 16	at TCU	38	18	56	6.0-26	3.0-21	0	0-0	2-2	0	3	0	4-4	0	0	0	0	31
Oct 23	WYOMING	45	36	81	4.0-20	1.0-11	1	1-0	1-55	0	2	1	2-2	0	0	0	0	20
Nov 06	UNLV	50	34	84	4.0-9	0.0-0	1	0-0	0-0	0	6	0	1-1	0	0	0	0	7
Nov 13	at Colorado State	32	46	78	2.0-9	0.0-0	2	2-0	0-0	1	1	0	1-1	0	0	0	0	10
Nov 20	NEW MEXICO	48	30	78	4.0-12	1.0-9	0	0-0	0-0	3	5	0	1-1	0	0	0	0	7
Nov 27	at Utah	33	56	89	8.0-37	2.0-27	1	3-0	1-0	0	5	1	2-2	0	0	0	0	17
Opponents		512	366	878	58.0-239	21.0-165	14	10-0	9-68	9	49	3	32-32	0	0	0	0	257
		439	368	807	67.0-279	20.0-124	13	7-44	13-169	26	45	0	30-32	1	0	2	2	288

Date	Opponent	Punting							Field Goals			Kickoffs						
		no.	yds	avg	long	blkd	tb	fc	50+	i20	md-att	long	blkd	no.	yds	avg	tb	ob
Sep 04	WASHINGTON	6	271	45.2	64	0	2	0	2	0	1-1	54	0	4	260	65.0	0	0
Sep 11	at Air Force	4	166	41.5	45	0	1	0	0	1	0-1	0	0	6	379	63.2	2	0
Sep 18	at Florida State	3	141	47.0	54	0	0	0	2	1	2-3	47	0	7	450	64.3	5	1
Sep 25	NEVADA	2	112	56.0	56	0	0	0	2	1	2-2	38	0	5	350	70.0	2	0
Oct 01	at Utah State	4	140	35.0	47	0	0	0	0	2	1-2	34	0	6	364	60.7	0	0
Oct 09	SAN DIEGO STATE	6	266	44.3	54	0	0	2	2	0	0-1	0	0	4	274	68.5	2	0
Oct 16	at TCU	6	248	41.3	58	0	2	2	1	3	1-1	20	0	6	385	64.2	0	0
Oct 23	WYOMING	6	186	31.0	50	0	0	1	1	2	2-2	44	0	6	389	64.8	0	0
Nov 06	UNLV	10	357	35.7	50	0	0	4	1	2	0-0	0	0	2	93	46.5	0	0
Nov 13	at Colorado State	3	124	41.3	54	0	0	0	1	2	1-1	34	0	3	169	56.3	1	0
Nov 20	NEW MEXICO	4	162	40.5	42	0	1	1	0	1	0-0	0	0	2	100	50.0	0	0
Nov 27	at Utah	6	213	35.5	53	0	0	2	1	1	1-2	40	0	4	227	56.8	0	0
Opponents		60	2386	39.8	64	0	6	12	13	16	11-16	54	0	55	3440	62.5	12	1
		50	2024	40.5	59	0	7	6	15	19	16-20	48	2	61	4008	65.7	22	2



**2010 BYU Cougars  
BYU Cougars Game Superlatives (as of Nov 27, 2010)  
All games**

**INDIVIDUAL GAME HIGHS**

Rushes	22	DI LUIGI, JJ vs San Diego State (Oct 09, 2010)
	22	KARIYA, Bryan vs San Diego State (Oct 09, 2010)
Yards Rushing	134	DI LUIGI, JJ vs San Diego State (Oct 09, 2010)
TD Rushes	3	QUEZADA, Joshua vs UNLV (Nov 06, 2010)
Long Rush	74	FOLSOM, Ryan at Colorado State (Nov 13, 2010)
Pass attempts	54	HEAPS, Jake at Utah State (Oct 01, 2010)
Pass completions	27	HEAPS, Jake at Utah State (Oct 01, 2010)
Yards Passing	294	HEAPS, Jake vs UNLV (Nov 06, 2010)
TD Passes	4	HEAPS, Jake at Colorado State (Nov 13, 2010)
Long Pass	62	HEAPS, Jake at Colorado State (Nov 13, 2010)
Receptions	8	DI LUIGI, JJ vs Nevada (Sep 25, 2010)
	8	JACOBSON, McKay at Utah State (Oct 01, 2010)
Yards Receiving	113	ASHWORTH, Luke at Colorado State (Nov 13, 2010)
TD Receptions	4	ASHWORTH, Luke at Colorado State (Nov 13, 2010)
Long Reception	62	ASHWORTH, Luke at Colorado State (Nov 13, 2010)
Field Goals	3	PAYNE, Mitch at Utah (Nov 27, 2010)
Long Field Goal	48	PAYNE, Mitch vs UNLV (Nov 06, 2010)
Punts	7	STEPHENSON, Ril at TCU (Oct 16, 2010)
Punting Avg	48.0	STEPHENSON, Ril at TCU (Oct 16, 2010)
Long Punt	59	STEPHENSON, Ril at TCU (Oct 16, 2010)
Long Punt Return	23	FALSLEV, JD at TCU (Oct 16, 2010)
Long Kickoff Return	50	HOFFMAN, Cody vs UNLV (Nov 06, 2010)
Tackles	14	RICH, Andrew at Air Force (Sep 11, 2010)
	14	RICH, Andrew vs Nevada (Sep 25, 2010)
Sacks	1.5	PENDLETON, Jord at Florida State (Sep 18, 2010)
	1.5	MANUMALEUNA, Ea at Florida State (Sep 18, 2010)
Tackles For Loss	4.0	SO'OTO, Vic vs Wyoming (Oct 23, 2010)
Interceptions	2	RICH, Andrew vs New Mexico (Nov 20, 2010)

**2010 BYU Cougars**  
**BYU Cougars Game Superlatives (as of Nov 27, 2010)**  
**All games**

**TEAM GAME HIGHS**

Rushes	62	vs San Diego State (Oct 09, 2010)
Yards Rushing	284	at Colorado State (Nov 13, 2010)
Yards Per Rush	6.5	at Air Force (Sep 11, 2010)
TD Rushes	5	vs UNLV (Nov 06, 2010)
Pass attempts	54	at Utah State (Oct 01, 2010)
Pass completions	27	at Utah State (Oct 01, 2010)
Yards Passing	300	vs UNLV (Nov 06, 2010)
Yards Per Pass	12.1	at Colorado State (Nov 13, 2010)
TD Passes	4	at Colorado State (Nov 13, 2010)
Total Plays	85	vs San Diego State (Oct 09, 2010)
Total Offense	526	at Colorado State (Nov 13, 2010)
Yards Per Play	8.2	at Colorado State (Nov 13, 2010)
Points	55	vs UNLV (Nov 06, 2010)
Sacks By	5	vs UNLV (Nov 06, 2010)
First Downs	29	vs UNLV (Nov 06, 2010)
	29	vs New Mexico (Nov 20, 2010)
Penalties	14	vs New Mexico (Nov 20, 2010)
Penalty Yards	141	vs New Mexico (Nov 20, 2010)
Turnovers	4	at Utah (Nov 27, 2010)
Interceptions By	3	vs New Mexico (Nov 20, 2010)
	3	at Utah (Nov 27, 2010)

**2010 BYU Cougars**  
**BYU Cougars Game Superlatives (as of Nov 27, 2010)**  
**All games**

**OPPONENT INDIVIDUAL GAME HIGHS**

Rushes	29	Taua, Vai, vs Nevada (Sep 25, 2010)
Yards Rushing	133	Taua, Vai, vs Nevada (Sep 25, 2010)
TD Rushes	2	Speight, D., at Utah State (Oct 01, 2010)
Long Rush	83	Thompson, C., at Florida State (Sep 18, 2010)
Pass attempts	42	THOMAS, Pete, at Colorado State (Nov 13, 2010)
Pass completions	28	THOMAS, Pete, at Colorado State (Nov 13, 2010)
Yards Passing	292	THOMAS, Pete, at Colorado State (Nov 13, 2010)
TD Passes	4	DALTON, Andy, at TCU (Oct 16, 2010)
Long Pass	79	Borel, Diondre, at Utah State (Oct 01, 2010)
Receptions	9	Reed, B., at Florida State (Sep 18, 2010)
Yards Receiving	127	BOYCE, Josh, at TCU (Oct 16, 2010)
TD Receptions	2	BOYCE, Josh, at TCU (Oct 16, 2010)
Long Reception	79	Martin, Xavier, at Utah State (Oct 01, 2010)
Field Goals	2	Hopkins, D., at Florida State (Sep 18, 2010)
	2	WATTS, Ian, vs Wyoming (Oct 23, 2010)
Long Field Goal	54	Folk, Erik, vs Washington (Sep 04, 2010)
Punts	10	LAMERS, Brendon, vs UNLV (Nov 06, 2010)
Punting Avg	56.0	Langley, Brad, vs Nevada (Sep 25, 2010)
Long Punt	64	Mahan, Will, vs Washington (Sep 04, 2010)
Long Punt Return	17	KERLEY, Jeremy, at TCU (Oct 16, 2010)
Long Kickoff Return	67	Williams, K., at Utah State (Oct 01, 2010)
Tackles	17	MARTINEZ, Matt, at Utah (Nov 27, 2010)
Sacks	2.0	Jenkins, B., at Florida State (Sep 18, 2010)
	2.0	BURRIS, Miles, vs San Diego State (Oct 09, 2010)
Tackles For Loss	2.5	SILIGA, Sealver, at Utah (Nov 27, 2010)
Interceptions	1	REMBERT, Reggie, at Air Force (Sep 11, 2010)
	1	Rhodes, X., at Florida State (Sep 18, 2010)
	1	Randle, Chris, at Utah State (Oct 01, 2010)
	1	Coleman, Rajric, at Utah State (Oct 01, 2010)
	1	MCFADDEN, Leon, vs San Diego State (Oct 09, 2010)
	1	JOHNSON, Tejay, at TCU (Oct 16, 2010)
	1	CARDER, Tank, at TCU (Oct 16, 2010)
	1	LEWIS, Keith, vs Wyoming (Oct 23, 2010)
	1	BLECHEN, Brian, at Utah (Nov 27, 2010)

**2010 BYU Cougars  
BYU Cougars Game Superlatives (as of Nov 27, 2010)  
All games**

**OPPONENT TEAM GAME HIGHS**

Rushes	65	at Air Force (Sep 11, 2010)
Yards Rushing	409	at Air Force (Sep 11, 2010)
Yards Per Rush	6.3	at Florida State (Sep 18, 2010)
TD Rushes	4	at Air Force (Sep 11, 2010)
Pass attempts	42	at Colorado State (Nov 13, 2010)
Pass completions	28	at Colorado State (Nov 13, 2010)
Yards Passing	292	at Colorado State (Nov 13, 2010)
Yards Per Pass	14.8	at Utah State (Oct 01, 2010)
TD Passes	4	at TCU (Oct 16, 2010)
Total Plays	79	vs Nevada (Sep 25, 2010)
Total Offense	477	at Air Force (Sep 11, 2010)
Yards Per Play	6.6	at Florida State (Sep 18, 2010)
Points	35	at Air Force (Sep 11, 2010)
Sacks By	8	at Florida State (Sep 18, 2010)
First Downs	23	vs Nevada (Sep 25, 2010)
	23	at TCU (Oct 16, 2010)
Penalties	12	at Utah State (Oct 01, 2010)
Penalty Yards	125	at Air Force (Sep 11, 2010)
Turnovers	4	at Colorado State (Nov 13, 2010)
	4	vs New Mexico (Nov 20, 2010)
Interceptions By	2	at Utah State (Oct 01, 2010)
	2	at TCU (Oct 16, 2010)

**2010 BYU Cougars**  
**BYU Cougars Red-Zone Results (as of Nov 27, 2010)**  
**All games**

**BYU Cougars Inside Opponent Red-Zone**

Date	Opponent	Score	Times In RZ	Times Scored	Total Pts	Rush TDs	Pass TDs	FGs Made	Failed to score inside RZ						
									FGA	Down	Int	Fumb	Half	Game	
Sep 04, 2010	WASHINGTON	W 23-17	3	3	14	1	0	1	2	0	0	0	0	0	0
Sep 11, 2010	at Air Force	L 14-35	2	2	14	2	2	0	0	0	0	0	0	0	0
Sep 18, 2010	at Florida State	L 10-34	2	2	10	1	0	1	1	0	0	0	0	0	0
Sep 25, 2010	NEVADA	L 13-27	5	3	13	1	1	0	2	0	1	0	0	1	0
Oct 01, 2010	at Utah State	L 16-31	3	3	16	2	2	0	1	0	0	0	0	0	0
Oct 09, 2010	SAN DIEGO STATE	W 24-21	5	4	24	3	3	0	1	0	0	1	0	0	0
Oct 16, 2010	at TCU	L 3-31	1	1	3	0	0	0	1	0	0	0	0	0	0
Oct 23, 2010	WYOMING	W 25-20	4	3	20	3	2	1	0	1	0	0	0	0	0
Nov 06, 2010	UNLV	W 55-7	6	6	38	5	5	0	1	0	0	0	0	0	0
Nov 13, 2010	at Colorado State	W 49-10	4	3	21	3	1	2	0	0	0	0	0	1	0
Nov 20, 2010	NEW MEXICO	W 40-7	7	7	40	5	3	2	2	0	0	0	0	0	0
Nov 27, 2010	at Utah	L 16-17	3	2	6	0	0	0	2	0	1	0	0	0	0
Totals			45	39	219	26	19	7	13	1	2	1	0	2	0
39 of 45 (86.7%)															

**Opponents Inside BYU Cougars Red-Zone**

Date	Opponent	Score	Times In RZ	Times Scored	Total Pts	Rush TDs	Pass TDs	FGs Made	Failed to score inside RZ						
									FGA	Down	Int	Fumb	Half	Game	
Sep 04, 2010	WASHINGTON	W 23-17	2	2	14	2	1	1	0	0	0	0	0	0	0
Sep 11, 2010	at Air Force	L 14-35	3	2	14	2	2	0	0	0	0	0	0	1	0
Sep 18, 2010	at Florida State	L 10-34	6	5	27	3	2	1	2	1	0	0	0	0	0
Sep 25, 2010	NEVADA	L 13-27	4	4	24	3	2	1	1	0	0	0	0	0	0
Oct 01, 2010	at Utah State	L 16-31	4	4	24	3	3	0	1	0	0	0	0	0	0
Oct 09, 2010	SAN DIEGO STATE	W 24-21	2	2	14	2	0	2	0	0	0	0	0	0	0
Oct 16, 2010	at TCU	L 3-31	2	2	10	1	0	1	1	0	0	0	0	0	0
Oct 23, 2010	WYOMING	W 25-20	1	1	7	1	0	1	0	0	0	0	0	0	0
Nov 06, 2010	UNLV	W 55-7	0	0	0	0	0	0	0	0	0	0	0	0	0
Nov 13, 2010	at Colorado State	W 49-10	1	1	3	0	0	0	1	0	0	0	0	0	0
Nov 20, 2010	NEW MEXICO	W 40-7	2	1	7	1	0	1	0	0	0	1	0	0	0
Nov 27, 2010	at Utah	L 16-17	1	1	7	1	1	0	0	0	0	0	0	0	0
Totals			28	25	151	19	11	8	6	1	0	1	0	1	0
25 of 28 (89.3%)															

**2010 BYU Cougars**  
**BYU Cougars By-Quarter Statistics (as of Nov 27, 2010)**  
**All games**

**3rd-Down Conversions**

Date	Opponent	Score	Overall	1st Qtr	2nd Qtr	3rd Qtr	4th Qtr	Overtime
Sep 04, 2010	WASHINGTON	W 23-17	5-16 31.2	1-5 20.0	1-4 25.0	3-5 60.0	0-2 0.0	
Sep 11, 2010	at Air Force	L 14-35	6-15 40.0	4-5 80.0	0-3 0.0	1-3 33.3	1-4 25.0	
Sep 18, 2010	at Florida State	L 10-34	4-15 26.7	0-2 0.0	3-6 50.0	0-2 0.0	1-5 20.0	
Sep 25, 2010	NEVADA	L 13-27	5-15 33.3	2-3 66.7	0-4 0.0	2-4 50.0	1-4 25.0	
Oct 01, 2010	at Utah State	L 16-31	8-18 44.4	1-4 25.0	3-6 50.0	2-4 50.0	2-4 50.0	
Oct 09, 2010	SAN DIEGO STATE	W 24-21	12-19 63.2	4-5 80.0	4-6 66.7	2-4 50.0	2-4 50.0	
Oct 16, 2010	at TCU	L 3-31	3-14 21.4	0-3 0.0	1-3 33.3	2-5 40.0	0-3 0.0	
Oct 23, 2010	WYOMING	W 25-20	5-13 38.5	2-3 66.7	3-6 50.0	0-2 0.0	0-2 0.0	
Nov 06, 2010	UNLV	W 55-7	11-17 64.7	3-4 75.0	3-4 75.0	3-5 60.0	2-4 50.0	
Nov 13, 2010	at Colorado State	W 49-10	12-13 92.3	3-3 100.0	3-3 100.0	5-6 83.3	1-1 100.0	
Nov 20, 2010	NEW MEXICO	W 40-7	6-13 46.2	1-2 50.0	1-5 20.0	3-4 75.0	1-2 50.0	
Nov 27, 2010	at Utah	L 16-17	6-15 40.0	0-2 0.0	1-4 25.0	1-3 33.3	4-6 66.7	
BYU Cougars			83-183 45.4	21-41 51.2	23-54 42.6	24-47 51.1	15-41 36.6	0-0 0.0
Opponents			72-174 41.4	18-41 43.9	16-43 37.2	18-44 40.9	20-46 43.5	0-0 0.0

**4th-Down Conversions**

Date	Opponent	Score	Overall	1st Qtr	2nd Qtr	3rd Qtr	4th Qtr	Overtime
Sep 04, 2010	WASHINGTON	W 23-17	1-1 100.0	0-0 0.0	1-1 100.0	0-0 0.0	0-0 0.0	
Sep 11, 2010	at Air Force	L 14-35	1-2 50.0	1-1 100.0	0-0 0.0	0-0 0.0	0-1 0.0	
Sep 18, 2010	at Florida State	L 10-34	1-3 33.3	0-0 0.0	0-0 0.0	0-0 0.0	1-3 33.3	
Sep 25, 2010	NEVADA	L 13-27	1-4 25.0	0-0 0.0	1-2 50.0	0-1 0.0	0-1 0.0	
Oct 01, 2010	at Utah State	L 16-31	0-2 0.0	0-0 0.0	0-1 0.0	0-0 0.0	0-1 0.0	
Oct 09, 2010	SAN DIEGO STATE	W 24-21	1-1 100.0	1-1 100.0	0-0 0.0	0-0 0.0	0-0 0.0	
Oct 16, 2010	at TCU	L 3-31	0-2 0.0	0-0 0.0	0-0 0.0	0-1 0.0	0-1 0.0	
Oct 23, 2010	WYOMING	W 25-20	0-0 0.0	0-0 0.0	0-0 0.0	0-0 0.0	0-0 0.0	
Nov 06, 2010	UNLV	W 55-7	0-1 0.0	0-0 0.0	0-0 0.0	0-0 0.0	0-1 0.0	
Nov 13, 2010	at Colorado State	W 49-10	1-1 100.0	0-0 0.0	0-0 0.0	1-1 100.0	0-0 0.0	
Nov 20, 2010	NEW MEXICO	W 40-7	2-2 100.0	0-0 0.0	1-1 100.0	1-1 100.0	0-0 0.0	
Nov 27, 2010	at Utah	L 16-17	0-1 0.0	0-0 0.0	0-0 0.0	0-1 0.0	0-0 0.0	
BYU Cougars			8-20 40.0	2-2 100.0	3-5 60.0	2-5 40.0	1-8 12.5	0-0 0.0
Opponents			12-18 66.7	1-2 50.0	2-4 50.0	3-3 100.0	6-9 66.7	0-0 0.0

**Time of Possession**

Date	Opponent	Score	Overall	1st Qtr	2nd Qtr	3rd Qtr	4th Qtr	Overtime
Sep 04, 2010	WASHINGTON	W 23-17	32:12	10:07	7:18	8:24	6:23	
Sep 11, 2010	at Air Force	L 14-35	23:01	9:24	4:41	5:39	3:17	
Sep 18, 2010	at Florida State	L 10-34	25:54	5:37	9:15	6:30	4:32	
Sep 25, 2010	NEVADA	L 13-27	23:43	4:37	7:28	5:59	5:39	
Oct 01, 2010	at Utah State	L 16-31	26:35	7:15	7:33	6:30	5:17	
Oct 09, 2010	SAN DIEGO STATE	W 24-21	45:01	11:08	11:18	11:53	10:42	
Oct 16, 2010	at TCU	L 3-31	24:16	4:23	5:12	11:01	3:40	
Oct 23, 2010	WYOMING	W 25-20	33:25	8:42	10:25	6:38	7:40	
Nov 06, 2010	UNLV	W 55-7	36:04	10:21	7:05	8:10	10:28	
Nov 13, 2010	at Colorado State	W 49-10	30:00	6:52	7:01	10:51	5:16	
Nov 20, 2010	NEW MEXICO	W 40-7	35:20	7:44	8:34	9:28	9:34	
Nov 27, 2010	at Utah	L 16-17	32:32	7:00	8:48	5:10	11:34	
BYU Cougars			Total	93:10	94:38	96:13	84:02	0:00
			Avg.	7:45	7:53	8:01	7:00	0:00
Opponents			Total	86:50	85:22	83:47	95:58	0:00
			Avg.	7:14	7:06	6:58	7:59	0:00



**2010 BYU Cougars**  
**BYU Cougars Games Played (as of Nov 27, 2010)**  
**All games**

##	PLAYER	GP-GS	WASH	AF	FS	NEV	USU	SDSU	TC	WY	LV	CS	NM	UU
68	NIELSEN, Austin	2/-	...	...	...	...	...	...	...	...	XXX	...	XXX	...
44	OGLETREE, Brand	10/7	XXX	START	...	...	XXX	START	START	START	XXX	START	START	START
38	PAYNE, Mitch	12/-	XXX	XXX	XXX	XXX	XXX	XXX	XXX	XXX	XXX	XXX	XXX	XXX
1	PENDLETON, Jord	6/5	START	START	START	START	START	...	...	...	XXX	...	...	...
86	PETERSON, BJ	12/-	XXX	XXX	XXX	XXX	XXX	XXX	XXX	XXX	XXX	XXX	XXX	XXX
90	PETERSON, Matt	3/-	...	...	...	...	...	...	...	...	XXX	XXX	XXX	...
41	PUTNAM, Matt	12/8	XXX	XXX	XXX	XXX	START	START	START	START	START	START	START	START
20	QUEZADA, Joshua	12/-	XXX	XXX	XXX	XXX	XXX	XXX	XXX	XXX	XXX	XXX	XXX	XXX
78	REYNOLDS, Houst	6/-	...	...	XXX	...	...	...	...	XXX	XXX	XXX	XXX	XXX
70	REYNOLDS, Matt	12/12	START	START	START	START	START	START	START	START	START	START	START	START
22	RICH, Andrew	12/12	START	START	START	START	START	START	START	START	START	START	START	START
94	RICHARDSON, Jor	10/5	XXX	XXX	XXX	XXX	XXX	START	START	START	START	START	...	...
92	ROWLEY, Graham	7/-	...	...	...	...	XXX	...	XXX	XXX	XXX	XXX	XXX	XXX
37	SO'OTO, Vic	12/12	START	START	START	START	START	START	START	START	START	START	START	START
73	SPEREDON, Jason	12/12	START	START	START	START	START	START	START	START	START	START	START	START
52	STEELE, Tom	5/-	...	...	XXX	XXX	XXX	...	XXX	...	XXX	...	...	...
99	STEPHENSON, Ril	12/-	XXX	XXX	XXX	XXX	XXX	XXX	XXX	XXX	XXX	XXX	XXX	XXX
47	STOUT, Zac	9/-	XXX	XXX	XXX	XXX	XXX	XXX	XXX	...	XXX	XXX	...	...
24	THOMAS, Steven	3/3	START	START	START	...	...	...	...	...	...	...	...	...
62	THORSON, Marco	4/-	...	...	...	...	...	...	...	...	XXX	XXX	XXX	XXX
21	TOLLESTRUP, Dal	2/-	XXX	...	...	...	...	...	...	...	XXX	...	...	...
23	UALE, Travis	11/8	...	XXX	XXX	XXX	START	START	START	START	START	START	START	START
45	VAN NOY, Kyle	12/2	XXX	XXX	XXX	XXX	XXX	START	START	XXX	XXX	XXX	XXX	XXX
42	VAN VALKENBURG,	4/-	XXX	...	...	...	...	...	...	...	XXX	XXX	XXX	...
93	VEA, Simote	4/-	...	...	...	...	...	...	XXX	...	XXX	XXX	XXX	...
49	WAGNER, Jadon	11/8	...	XXX	XXX	XXX	START	START	START	START	START	START	START	START
18	WILSON, Richard	11/3	XXX	XXX	...	XXX	XXX	XXX	XXX	XXX	START	START	START	XXX



**2010 BYU Cougars**  
**BYU Cougars Total Tackles Game-by-Game (as of Nov 27, 2010)**  
**All games**

<b>Total Tackles</b>	<b>UA-A</b>	<b>Total</b>	<b>WASH</b>	<b>AF</b>	<b>FS</b>	<b>NEV</b>	<b>USU</b>	<b>SDSU</b>	<b>TC</b>	<b>WY</b>	<b>LV</b>	<b>CS</b>	<b>NM</b>
RICH, Andrew	59-47	106	6-3	9-5	6-4	9-5	1-5	2-4	10-3	3-1	2-2	3-6	4-3
HUNTER, Shane	38-43	81	5-4	5-5	4-0	3-4	3-10	0-1	3-3	3-3	2-3	1-1	6-5
LOGAN, Brian	36-13	49	1-0	2-3	2-2	6-0	3-2	8-0	3-1	2-0	1-0	3-0	3-3
OGLETREE, Brand	21-26	47	3-3	1-1	DNP	DNP	4-4	0-1	2-3	4-0	1-1	4-4	2-4
SO'OTO, Vic	17-27	44	1-2	3-8	0-1	2-2	0-2	0-1	4-1	4-1	0-1	1-2	2-4
JORGENSEN, Aust	24-19	43	1-1	1-6	7-0	2-5	0-4	1-0	1-0	3-0	3-0	3-1	2-1
UALE, Travis	23-18	41	DNP	2-1	1-0	2-3	5-5	0-1	2-0	3-0	2-1	5-1	0-3
PENDLETON, Jord	17-21	38	2-6	1-4	9-3	3-3	2-5	DNP	DNP	DNP	-	DNP	DNP
BRADLEY, Brando	25-12	37	3-3	1-2	2-0	3-1	1-2	4-1	4-1	1-1	1-0	1-0	1-0
WAGNER, Jadon	16-19	35	DNP	-	-	-	6-4	0-2	4-3	1-2	2-0	1-4	0-1
VAN NOY, Kyle	22-11	33	-	-	-	-	4-3	5-0	2-1	2-2	0-1	2-1	2-1
FRAZIER, Jameso	16-15	31	1-2	4-2	3-0	1-2	DNP	DNP	DNP	-	1-2	2-2	1-1
PUTNAM, Matt	15-14	29	0-1	1-0	-	0-2	1-5	1-0	4-0	1-1	3-1	1-2	2-1
MANUMALEUNA, Ea	8-16	24	0-2	1-1	1-1	0-6	1-1	-	1-1	2-0	0-1	-	2-0
EASON, Corby	19-2	21	-	-	2-0	4-0	1-0	2-0	3-0	1-0	1-0	5-2	-
STOUT, Zac	9-9	18	-	2-1	-	3-3	1-2	-	1-1	DNP	2-1	0-1	DNP
RICHARDSON, Jor	9-8	17	-	6-3	-	0-3	-	0-1	1-1	-	2-0	-	DNP
FUGA, Romney	6-9	15	1-4	1-2	2-2	2-1	DNP	DNP	DNP	DNP	DNP	DNP	DNP
MENDENHALL, Zek	5-9	14	-	-	1-0	1-1	0-1	-	2-0	-	0-1	1-0	0-2
THOMAS, Steven	7-3	10	4-2	1-0	2-1	DNP	DNP	DNP	DNP	DNP	DNP	DNP	DNP
LEUNG-WAI, Aven	4-5	9	1-1	DNP	2-2	0-1	-	-	-	DNP	1-0	0-1	DNP
FOOTE, David	5-2	7	DNP	-	2-0	-	1-1	-	1-0	1-0	-	-	-
MEES, Carter	5-2	7	0-1	-	-	0-1	1-0	1-0	3-0	DNP	DNP	DNP	DNP
HESS, Connell	4-3	7	DNP	DNP	DNP	DNP	DNP	DNP	DNP	0-1	1-0	1-0	2-1
BRYSON, Thomas	2-3	5	DNP	1-0	-	-	1-0	-	-	-	0-1	-	-
MARSHALL, Matt	2-2	4	-	-	-	0-1	1-0	-	-	-	-	1-0	-
GALEA'I, Jay	4-0	4	1-0	-	-	1-0	2-0	-	-	-	-	-	-
BUCKNER, Robbie	2-1	3	DNP	DNP	DNP	DNP	DNP	-	DNP	DNP	2-0	0-1	-
ROWLEY, Graham	1-2	3	DNP	DNP	DNP	DNP	-	DNP	-	-	1-1	-	0-1
HOFFMAN, Cody	3-0	3	-	1-0	-	-	1-0	-	-	-	-	-	-
ANSAH, Ezekiel	1-2	3	DNP	DNP	DNP	DNP	DNP	DNP	DNP	1-0	-	-	0-1
HAGUE, Mike	1-1	2	0-1	1-0	-	-	-	-	-	-	-	DNP	DNP
VAN VALKENBURG,	2-0	2	-	DNP	DNP	DNP	DNP	DNP	DNP	DNP	2-0	-	-
HORNUNG, Reed	1-1	2	-	-	-	-	-	-	-	-	-	-	1-0
FALSLEV, JD	1-1	2	-	-	-	-	-	-	-	-	1-1	-	-
STEELE, Tom	2-0	2	DNP	DNP	-	1-0	-	DNP	-	DNP	1-0	DNP	DNP
BROWN, Braden	1-0	1	-	-	-	-	-	-	1-0	-	-	-	-
SPEREDON, Jason	1-0	1	-	-	-	-	1-0	-	-	-	-	-	-
STEPHENSON, Ril	1-0	1	-	-	-	-	-	-	-	-	1-0	-	-
MENDENHALL, Zed	1-0	1	-	DNP	-	-	-	-	-	-	-	1-0	-
JAUSSI, Landon	1-0	1	-	DNP	-	-	-	-	-	-	-	1-0	-
VEA, Simote	0-1	1	DNP	DNP	DNP	DNP	DNP	DNP	0-1	DNP	-	-	-
PETERSON, Matt	0-1	1	DNP	DNP	DNP	DNP	DNP	DNP	DNP	DNP	-	0-1	-
DI LUIGI, JJ	1-0	1	-	-	1-0	-	-	-	-	-	-	-	-
ASHWORTH, Luke	1-0	1	-	-	-	-	-	-	1-0	-	-	-	-

**2010 BYU Cougars**  
**BYU Cougars Passing Game-by-Game (as of Nov 27, 2010)**  
**All games**

<b>#9 HEAPS, Jake</b>	<b>Comp</b>	<b>Att</b>	<b>Int</b>	<b>Pct</b>	<b>Yards</b>	<b>TD</b>	<b>Long</b>	<b>Sacked</b>	<b>Effic</b>
Washington	13	23	0	56.5	131	0	25	0-0	104.37
Air Force	2	6	1	33.3	15	0	8	0-0	21.00
Florida State	15	31	0	48.4	114	1	16	6-48	89.92
Nevada	24	45	0	53.3	229	0	25	1-10	96.08
Utah State	27	54	2	50.0	270	0	32	2-15	84.59
San Diego State	15	22	1	68.2	126	0	23	2-12	107.20
TCU	14	30	2	46.7	91	0	13	3-21	58.81
Wyoming	10	18	1	55.6	81	1	22	1-11	100.58
UNLV	19	31	0	61.3	294	2	42	0-0	162.25
Colorado State	15	20	0	75.0	242	4	62	0-0	242.64
New Mexico	18	32	0	56.2	231	2	26	1-9	137.51
Utah	22	37	1	59.5	228	1	28	2-27	114.74
<b>TOTALS</b>	<b>194</b>	<b>349</b>	<b>8</b>	<b>55.6</b>	<b>2052</b>	<b>11</b>	<b>62</b>	<b>18-153</b>	<b>110.79</b>

<b>#13 NELSON, Riley</b>	<b>Comp</b>	<b>Att</b>	<b>Int</b>	<b>Pct</b>	<b>Yards</b>	<b>TD</b>	<b>Long</b>	<b>Sacked</b>	<b>Effic</b>
Washington	11	17	0	64.7	131	2	48	0-0	168.26
Air Force	8	19	0	42.1	73	0	27	1-8	74.38
Florida State	1	4	1	25.0	1	0	1	2-4	-22.90
<b>TOTALS</b>	<b>20</b>	<b>40</b>	<b>1</b>	<b>50.0</b>	<b>205</b>	<b>2</b>	<b>48</b>	<b>3-12</b>	<b>104.55</b>

<b>#19 MARSHALL, Matt</b>	<b>Comp</b>	<b>Att</b>	<b>Int</b>	<b>Pct</b>	<b>Yards</b>	<b>TD</b>	<b>Long</b>	<b>Sacked</b>	<b>Effic</b>
San Diego State	1	1	0	100.0	16	0	16	0-0	234.40
New Mexico	1	1	0	100.0	5	0	5	0-0	142.00
<b>TOTALS</b>	<b>2</b>	<b>2</b>	<b>0</b>	<b>100.0</b>	<b>21</b>	<b>0</b>	<b>16</b>	<b>0-0</b>	<b>188.20</b>

<b>#3 LARK, James</b>	<b>Comp</b>	<b>Att</b>	<b>Int</b>	<b>Pct</b>	<b>Yards</b>	<b>TD</b>	<b>Long</b>	<b>Sacked</b>	<b>Effic</b>
UNLV	1	1	0	100.0	6	0	6	0-0	150.40
<b>TOTALS</b>	<b>1</b>	<b>1</b>	<b>0</b>	<b>100.0</b>	<b>6</b>	<b>0</b>	<b>6</b>	<b>0-0</b>	<b>150.40</b>

**2010 BYU Cougars**  
**BYU Cougars Rushing/Receiving Game-by-Game (as of Nov 27, 2010)**  
**All games**

<b>RUSHING</b>	<b>No-Yds/TD</b>	<b>WASH</b>	<b>AF</b>	<b>FS</b>	<b>NEV</b>	<b>USU</b>	<b>SDSU</b>	<b>TC</b>	<b>WY</b>	<b>LV</b>	<b>CS</b>	<b>NM</b>	<b>UU</b>
DI LUIGI, JJ	158-819/7	13-69/0	7-103/1	18-93/0	15-67/1	12-42/1	22-134/1	9-11/0	16-82/1	19-80/1	10-59/0	10-65/1	7-14/0
KARIYA, Bryan	131-519/5	8-20/0	7-23/0	7-27/0	4-11/0	4-5/1	22-85/2	12-57/0	19-88/1	11-46/1	14-63/0	9-58/0	14-36/0
QUEZADA, Joshua	84-404/4	-	-	1-9/0	3-15/0	6-20/0	11-50/0	2-6/0	14-59/0	13-65/3	7-43/0	15-107/1	12-30/0
NELSON, Riley	31-148/1	8-45/0	20-95/1	3-8/0	DNP	DNP	DNP	DNP	DNP	DNP	DNP	DNP	DNP
FOLSOM, Ryan	8-92/0	DNP	DNP	DNP	-	DNP	-	-	-	5-11/0	2-74/0	1-7/0	DNP
FOOTE, David	6-55/1	DNP	-	-	-	-	-	-	-	2-15/0	2-32/1	2-8/0	-
FALSLEV, JD	3-17/0	-	-	-	-	-	-	-	-	-	1-15/0	2-2/0	-
LARK, James	3-10/0	DNP	DNP	DNP	DNP	DNP	DNP	DNP	DNP	-	1-4/0	2-6/0	DNP
CHAMBERS, O'Nei	1-8/0	1-8/0	-	-	DNP	DNP	-	-	DNP	DNP	DNP	DNP	DNP
HAGUE, Mike	1-3/0	-	-	-	-	-	-	1-3/0	-	-	DNP	DNP	DNP
MENDENHALL, Zed	1-1/1	-	DNP	-	-	-	-	-	-	-	1-1/1	-	-
TEAM	7--10/0	2--2/0	DNP	-	DNP	DNP	1--2/0	DNP	1--1/0	1--1/0	2--4/0	DNP	-
HEAPS, Jake	34--100/1	1-6/0	-	6--61/0	3--2/0	3--2/0	6-4/0	3--21/0	1--11/0	-	4--3/0	3-5/1	4--15/0

<b>RECEIVING</b>	<b>No-Yds/TD</b>	<b>WASH</b>	<b>AF</b>	<b>FS</b>	<b>NEV</b>	<b>USU</b>	<b>SDSU</b>	<b>TC</b>	<b>WY</b>	<b>LV</b>	<b>CS</b>	<b>NM</b>	<b>UU</b>
DI LUIGI, JJ	42-422/1	4-83/1	3-25/0	3-36/0	8-56/0	5-62/0	3-23/0	6-37/0	1--4/0	4-44/0	1-9/0	3-39/0	1-12/0
HOFFMAN, Cody	34-390/4	1-14/0	3-37/0	5-17/1	4-74/0	6-46/0	1-3/0	-	1-7/0	2-57/1	3-42/0	5-71/2	3-22/0
JACOBSON, McKay	33-378/1	3-33/0	-	1-6/0	4-44/0	8-85/0	4-29/0	1-4/0	-	4-70/0	1-15/0	-	7-92/1
ASHWORTH, Luke	31-359/6	6-24/0	1-8/0	2-6/0	2-15/0	-	-	-	6-57/1	5-83/1	4-113/4	3-41/0	2-12/0
MATHEWS, Marcus	8-136/0	1-17/0	-	DNP	1-18/0	1-32/0	3-43/0	-	1-17/0	1-9/0	DNP	DNP	DNP
KARIYA, Bryan	21-122/0	1-1/0	1-1/0	2-10/0	2-5/0	2-8/0	2-13/0	4-31/0	-	1-14/0	1-4/0	1-6/0	4-29/0
MAHINA, Devin	9-98/0	DNP	-	-	-	1-21/0	1-5/0	1-5/0	-	1-6/0	1-5/0	2-24/0	2-32/0
MUEHLMANN, Mike	6-96/0	1-15/0	1-13/0	-	-	-	1-16/0	-	1-4/0	-	1-26/0	1-22/0	-
CHAMBERS, O'Nei	5-48/0	3-21/0	-	2-27/0	DNP	DNP	-	-	DNP	DNP	DNP	DNP	DNP
WILSON, Richard	3-45/0	3-45/0	-	DNP	-	-	-	-	-	-	-	-	-
HAGUE, Mike	4-37/0	-	-	1-13/0	-	-	1-10/0	2-14/0	-	-	DNP	DNP	DNP
HAFOKA, Spencer	4-36/0	-	DNP	-	-	1-8/0	DNP	DNP	-	1-11/0	2-17/0	-	-
HOLT, Austin	3-36/0	-	-	-	-	1-2/0	-	-	DNP	-	-	1-17/0	1-17/0
MENDENHALL, Zed	5-34/0	-	DNP	-	-	1-2/0	-	-	-	-	1-11/0	1-9/0	2-12/0
QUEZADA, Joshua	6-31/1	1-9/1	1-4/0	-	2-12/0	1-4/0	-	-	-	-	-	1-2/0	-
PETERSON, BJ	2-11/0	-	-	-	1-5/0	-	-	-	-	1-6/0	-	-	-
FOOTE, David	1-5/0	DNP	-	-	-	-	-	-	-	-	-	1-5/0	-

**2010 BYU Cougars**  
**BYU Cougars Return Stats Game-by-Game (as of Nov 27, 2010)**  
**All games**

<b>PUNT RETURNS</b>	<b>No-Yds</b>	<b>WASH</b>	<b>AF</b>	<b>FS</b>	<b>NEV</b>	<b>USU</b>	<b>SDSU</b>	<b>TC</b>	<b>WY</b>	<b>LV</b>	<b>CS</b>	<b>NM</b>	<b>UU</b>
FALSLEV, JD	13-94	-	1-2	-	-	-	2-9	1-23	2-12	4-42	1-5	2-1	-
CHAMBERS, O'Nei	5-45	2-26	-	2-19	DNP	DNP	1-0	-	DNP	DNP	DNP	DNP	DNP
JACOBSON, McKay	4-36	-	1-11	-	1-8	1-4	1-13	-	-	-	-	-	-
TEAM	1-7	-	DNP	-	DNP	DNP	-	DNP	-	-	-	DNP	1-7

<b>KICK RETURNS</b>	<b>No-Yds</b>	<b>WASH</b>	<b>AF</b>	<b>FS</b>	<b>NEV</b>	<b>USU</b>	<b>SDSU</b>	<b>TC</b>	<b>WY</b>	<b>LV</b>	<b>CS</b>	<b>NM</b>	<b>UU</b>
CHAMBERS, O'Nei	15-316	4-72	3-46	1-24	DNP	DNP	2-62	5-112	DNP	DNP	DNP	DNP	DNP
HOFFMAN, Cody	9-255	-	-	-	-	-	-	-	4-104	1-50	1-27	1-14	2-29
FALSLEV, JD	8-162	-	-	-	-	3-64	-	-	2-53	-	-	1-27	2-18
JACOBSON, McKay	5-110	-	-	-	3-72	2-38	-	-	-	-	-	-	-
DI LUIGI, JJ	3-62	-	1-35	-	-	1-19	-	-	-	-	1-8	-	-
MUEHLMANN, Mike	1-11	-	-	-	-	-	-	1-11	-	-	-	-	-
ASHWORTH, Luke	1-0	-	-	-	-	-	-	-	-	1-0	-	-	-

<b>INT. RETURNS</b>	<b>No-Yds</b>	<b>WASH</b>	<b>AF</b>	<b>FS</b>	<b>NEV</b>	<b>USU</b>	<b>SDSU</b>	<b>TC</b>	<b>WY</b>	<b>LV</b>	<b>CS</b>	<b>NM</b>	<b>UU</b>
RICH, Andrew	3-26	-	-	-	-	-	-	-	-	-	1-3	2-23	-
HUNTER, Shane	2-46	-	1-0	-	-	-	-	-	-	-	-	-	1-46
LOGAN, Brian	2-1	-	-	-	-	-	-	-	-	1-0	1-1	-	-
FRAZIER, Jameso	2-32	-	-	-	-	DNP	DNP	DNP	-	1-7	-	-	1-25
OGLETREE, Brand	1-11	-	-	DNP	DNP	-	1-11	-	-	-	-	-	-
BRADLEY, Brando	1-9	-	-	-	-	-	-	-	-	-	-	-	1-9
MANUMALEUNA, Ea	1-30	-	-	-	-	-	-	-	-	-	-	1-30	-
SO'OTO, Vic	1-14	-	-	-	1-14	-	-	-	-	-	-	-	-

<b>FUMBLE RETURNS</b>	<b>No-Yds</b>	<b>WASH</b>	<b>AF</b>	<b>FS</b>	<b>NEV</b>	<b>USU</b>	<b>SDSU</b>	<b>TC</b>	<b>WY</b>	<b>LV</b>	<b>CS</b>	<b>NM</b>	<b>UU</b>
VAN NOY, Kyle	1-44	-	-	-	-	-	-	-	-	-	1-44	-	-







## Unfogging the future: Mendenhall still looking for answers

Jason Franchuk - Daily Herald | Posted: Tuesday, September 21, 2010 12:25 am

Head coach Bronco Mendenhall had plenty of time on the flight home from Florida on Saturday night to dissect the game film, setting himself up ahead of schedule for this week.

The sixth-year BYU boss showed up at his weekly Monday morning press conference with his blond hair still intact. Not that he would have torn it out by now. He's kept a rather calm public stance about this 1-2 squad, which is to be expected of the guy who doesn't really seem to show off highs and lows.



But there had to be a chance he would scratch some hair out, this team arguably confusing him more than any other he's had. Some of his responses expressed that he's still learning about this team.

Still, Mendenhall pointed back to spring and even fall practices. There was uncertainty -- surprises is probably the better word -- about what to expect. Those traits that manifested months ago continue to show up when everyone's keeping score.

"It's about what I expected, if possible. I do think we improved from the Air Force week to Florida State," Mendenhall said of two blowout defeats in which BYU failed to score in the second half of either game. "There are areas that need more work than others ... but after watching our film and starting to get a little bit better idea of the identity of this team, I think it's closing in. The time frame is just the issue right now. Games keep going by, and the season is rolling while we continue to learn about our team. That's something I have to continue to work on."

It would seem worrisome that Mendenhall has more to worry about, a third of the way into the season, than Nevada -- Saturday's opponent that it would seem the Cougars cannot stop, nor outscore.

"It'll be a good test for us," the coach said.

Mendenhall can't quite guess the final grade for his team right now, facing a 3-0 Wolf Pack squad that just scored 52 points against Cal while allowing 31.

In the season opener Sept. 4 --BYU's only win -- the Cougars were surprisingly efficient and firm with the ball, and cohesive when the Huskies had it. Against Air Force, BYU "didn't play collectively," Mendenhall said.

Then came a 34-10 loss at FSU, he saw "bits and pieces" of what the Cougars, in his visions, could



become.

Mendenhall, however, would not name freshman Jake Heaps as the quarterback even as that choice seems obvious, after he played the final three quarters instead of Riley Nelson. (He said he would have more details by Wednesday evening.)

Mendenhall said "developing the resolve of the team" is a key point right now.

The offense is very inexperienced. The defense, along the front seven, is having to learn against some tough quarterbacks who run some nuanced offenses (Nevada will add to that list).

"I'm seeing him in my sleep," Mendenhall said of Nevada quarterback Colin Kaepernick, who ran for 148 yards and three touchdowns, and also passed for 181 and a couple of TDs against Cal.

Defensive end Vic So'oto said he was proud of BYU's defensive effort at FSU.

He and fellow front-line defender Romney Fuga said they knew work remained, but they put on brave faces about the team's future.

Mendenhall, too, wouldn't call this a "must win" game. But acknowledged that it could be a tense crowd Saturday afternoon as the Cougars return home.

"I know the anticipation and the anxiety around the program to win, and win as quickly as possible, is great. I can promise no greater than in my own mind in wanting to see the football team succeed," Mendenhall said.

The coach who reached 50 wins a season faster than the legend, LaVell Edwards, has to raise some eyebrows, however, with how he continued his train of thought.

There are still a bunch of issues to resolve, something three games and a long plane ride home couldn't find answers for.

"It's going to take some time," Mendenhall said. "We're working, and I'm learning as much as I can about this team to make the appropriate choices necessary to help us execute, which is really the bottom line right now - execute as a football team at a higher level, as soon as possible. But this is a season's worth of work. To say that it's going to be a polished and finished product this week -- I'm not willing to say that."

•**Toned-down rotation:** Mendenhall acknowledged yesterday a need for the Cougars to get rid of the "by committee" rotations going on at several spots, including tight end and wide receiver.

"We just haven't played the same players in the same scheme, running the same plays, together enough," he said. "So rather than depth chart changes, you'll probably see fewer players playing in the game, with a more concise plan."

•**Injury update:** Mendenhall said athletic trainer Kevin Morris gave him a list of 13 players that were banged up in the FSU game, a worrisome point as the Cougars quickly prepare for another game. It hurts more that some key, experienced names were involved.

Matt Reynolds (ankle), along with fellow offensive lineman Terence Brown, plus safety Andrew Rich

and cornerback Brian Logan were all expected to undergo MRI exams yesterday. Media did not have access to the team in the evening, so Mendenhall would not declare results until today.

# Deseret News

## Born to play: BYU freshman Jake Heaps has always displayed passion for playing QB

By Jeff Call

Deseret News

*Published: Sunday, July 18, 2010 12:06 a.m. MDT*

PROVO — From a young age, Jake Heaps has been grooming himself — pushing himself — to be a championship quarterback.

The true freshman at BYU was in the fifth grade when, with his family, he began making three-hour trips from his hometown of Sammamish, Wash., to work out with renowned quarterbacks coach Greg Barton, who runs a football academy in Beaverton, Ore.

Barton still remembers his first meeting with Heaps.

"His eyeballs were dilated. He was into it," says Barton, who has tutored Heisman Trophy winners Carson Palmer and Jason White and three current NFL starters (Palmer, Aaron Rodgers and Kyle Orton). "Everything Jake and I talked about, he just ate it up.

"Quarterbacks need to take everything in, like a sponge. They have to have that gym rat mentality. They have to have that to be a really great quarterback. Jake had all that. And he was having the time of his life. The guy's really got a passion for being a quarterback."

Heaps attended Barton's academy about 25 weekends a year to learn the quarterback craft. That time and hard work paid off, as he led Skyline High School in Sammamish to three consecutive state titles and finished with a 40-2 record as a starter.

In addition to his accomplishments at Skyline, Heaps earned MVP honors at the prestigious Elite 11 quarterback camp last summer, and he was a member of the U.S. Army All-America team. He was rated by [Scout.com](#) as No. 1 high school QB in the nation.

After an intense recruiting battle, which saw him receive scholarship offers from more than two dozen schools, Heaps picked BYU. One of the most sought-after LDS recruits ever, he finished high school early in order to enroll at BYU and participate in spring drills.

When the Cougars open fall camp in a little less than three weeks, Heaps, junior Riley Nelson, sophomore James Lark and redshirt freshman Jason Munns will resume the battle to become the starting quarterback this fall.

Legions of BYU fans are expecting Heaps to join the pantheon of BYU quarterback greats right away. To some fans, he's already achieved that status even before he takes a collegiate snap.

Are the lofty expectations placed on a youngster who turned 19 in June realistic? Is Heaps prepared to deal with those expectations?

The reality is that only one former Cougar QB, Drew Miller, has started a game as a non-returned missionary true freshman. And that was for one game late in the 1997 season.

As per BYU policy, newcomers like Heaps aren't allowed to talk to the media for now. But the Deseret News spoke to several of his former coaches, mentors and others who have known him for years. They all agree that Heaps is ready to play, and even start, as a true freshman.

"BYU's got other guys who are talented, too," says Heaps' high school coach, Mat Taylor. "I think

Jake can handle it. He's got the moxie to do it. When he gets his shot to start, he's not going to let it go."

Bob Johnson, who coached him at the Elite 11 camp, says Heaps has the tools to play as a freshman but adds that it will be a challenging adjustment.

"He'll have his share of ups and downs, but he's got enough desire and poise. He's got to learn to take the good with the bad," Johnson says. "The game's very fast and he's just out of high school. Most of the time, it benefits to redshirt and not play. But if there's anyone who can do it, it's him. He's got a real feel for the game."

Brandon Huffman, regional director of [Scout.com](#) in Seattle, is convinced that Heaps will be a star at BYU — sooner rather than later.

"He's one of the most polished quarterbacks that I've seen come out of high school over the last five to seven years," Huffman says. "When we name a guy No. 1 at a position, especially at quarterback, we don't just expect them to start in college, but to thrive and be an All-American candidate relatively quickly in their career."

"I told the Sporting News in late February that he's a candidate to be the (national) freshman of the year because he's that ready to come in, take over and lead that offense. He'll throw for a ton of yards in that (BYU) offense."

\* \* \* \* \*

Jake Heaps is not a typical true freshman quarterback, based on his level of preparation and breadth of experiences.

Those who know Heaps best say he is not fazed by pressure and is not intimidated by the bright lights. He's already played games on national TV. He's been interviewed countless times by reporters from outlets all over the country, including ESPN and NFL Films.

He was recruited by some of the biggest programs in the country. He's competed at places like Qwest Field, home of the Seattle Seahawks.

"To him, it's just fun," says his mom, Kelly. "The bigger the stage, the more fun it is. Jake wants the ball in his hands at the end of the game."

Despite the accolades, recognition and titles that have come his way, Heaps is devoid of any sense of entitlement, his former coaches say.

"He's very humble. He's the kind of kid that's going to deflect a lot of the attention that comes to the quarterback position to the rest of the team," says Steve Gervais, who coached Heaps when he was a sophomore at Skyline. "He understands that you're only as good as the guys who surround you. In his mind, it's not about Jake Heaps. It's about the rest of the team."

Barton says Heaps' team-first attitude will serve him well in his first season in BYU's program.

"Jake is respectful to the older guys. They'll see that he's all business and works hard," Barton says. "The coaches will be impressed with his maturity either way. Whatever the coaches decide — whether he redshirts or plays — he'll accept it."

"I think his teammates will care less who plays as long as he gets the job done. They don't care about the grade the guy is in. They care about productivity."

Barton adds that Heaps "has good arm strength and he's getting stronger. His arm strength will improve every year. But that's not his strength. His strength is his feet, his intelligence, his vision and his great fundamentals. That's what makes him very special."

Heaps' former coaches say he possesses amazing recall — the ability to memorize plays and execute them. At the Elite 11 camp, he was honored for having the highest football IQ.

While Heaps possesses natural talent to be a quarterback, he's no prima donna, Taylor says. "His fundamentals are something he's worked tremendously hard at since he was a little kid. He'll try to outwork the next guy."

Johnson describes Heaps as "an absolute overachiever."

Even after receiving numerous scholarship offers, Heaps continued attending QB camps around the country.

"He said he wanted to be the best quarterback in the nation," Taylor says. "He wanted to go against the best competition, like the Elite 11. That's where you start to develop that competitive edge. That's where he blossoms."

\* \* \* \* \*

Like the situation he finds himself in at BYU, Heaps knows what it's like to be a young player surrounded by veterans. After all, he became the starter at Skyline as a sophomore.

"The seniors took to him very quickly prior to his sophomore year," Gervais remembers. "When fall camp took place before the season, the seniors endorsed him. He took off running. We went 14-0 and won the state championship."

Heaps' leadership manifested itself on and off the field.

During that sophomore season, after a victory over Bellevue, many of Heaps' teammates were in the locker room — no coaches were present — talking about their plans to do some partying and drinking. That's when Heaps stood up on a bench and proclaimed, "Hey, let's not do that. If we're going to make a run for state, we can't be partying on the weekends. We've got to be focused."

The entire room went quieter than the library during Christmas break.

All eyes were on Heaps, who was hoping his teammates wouldn't kill him. Then Nathaniel Willingham, the team's center and the son of then-Washington head coach Ty Willingham, stood on the bench with Heaps.

"That's why you're our quarterback, Jake," Willingham said. The team made a pact not to go to parties or drink alcohol during the season.

"Jake was very vocal. He was vocal with the team in standing up for right versus wrong and showing strong leadership," Gervais says. "That's a definite strength of his. He's not intimidated by his youthfulness or by other players. He's going to speak up for what is right. It's a unique talent."

Meanwhile, Heaps has a fiery, competitive side, too.

Skyline faced O'Dea High in the state championship game when Heaps was a sophomore. Trailing 28-7 midway through the third quarter, Skyline's hopes were dim.

But not to Heaps, who shrugged off an early interception. On the sideline, he was challenging and motivating his teammates. "We're still in this!" he yelled. "We can do it!"

Heaps helped guide Skyline to a huge comeback that resulted in a 42-35 victory. The Spartans outscored O'Dea 35-7 in the final quarter-and-a-half of the game.

"Every throw he made was spot-on," remembers Taylor. "That was when we knew we had a special kid."

Never mind that the game was almost too much for his mom.

"The drama thing? Welcome to Jake's world. That's just how it goes," Kelly Heaps says, laughing. "It was just that gutty, gritty, don't-give-up attitude."

\* \* \* \* \*

During a family drive when Jake was 8, he noticed some football players practicing. With his nose pressed against the car window, Jake asked, "Can I try that? That looks fun."

"Yeah, but you'd have to give up soccer," Kelly said. At age 8, unbeknownst to anybody, Jake had just made a major life decision. He was going to be a football player.

At his first practice, when Jake dropped back and threw the ball, he looked different from the other kids. Steve Heaps, Jake's dad, arrived late to the practice and Kelly told him, "I think Jake is supposed to be a quarterback."

"Yeah, right," Steve said.

"No, really," his wife said. "This kid is supposed to be a quarterback."

Call it maternal instinct, but Kelly Heaps was right. After playing on the offensive line his first year, Jake played quarterback the next season and every season since.

"He loved it. He loved the pressure of it, the challenge of it," she says. "He always wanted more. When he was little, you couldn't give him enough. He wanted to learn the three-step drop."

Because Skyline ran a pass-oriented offense, Heaps wanted to play there. But the family didn't live within the school's boundaries, so the Heaps family moved — purely for football reasons.

In recent months, Steve and Kelly Heaps family moved from their longtime residence in Washington to Orem. They moved to be close to Jake and their married daughter, Brittany, who lives in Orem with her husband, Jason.

Heaps and Skyline proved to be a perfect fit, and those who have been around Heaps say they expect him to be a perfect fit at BYU, too.

Things seem to be going well so far. According to his mom, Heaps is dating a BYU student, Brooke Shaw, who happens to be from the Seattle area — and they met at BYU. Shaw's father is a former Cougar safety.

What role Jake Heaps will play in 2010 is still up in the air, but Barton says BYU is fortunate to have a player like him.

"He's a keeper," he says. "I love the kid as a person. I love him as a quarterback. He's one of those kids that will be as good as he possibly can be because he'll make himself that way."

### ► **The Jake Heaps file**

Hometown: Sammamish, Wash.

Class: True freshman

Height: 6-2

Weight: 205

Accomplishments: Ranked No. 1 quarterback in the nation by [Scout.com](#) ... USA Today All-America first-team selection ... posted 40-2 record as a starter at Skyline High ... passed for 9,196 yards, 114 touchdowns and 18 interceptions in three years at Skyline ... led Skyline to three consecutive state championships ... was invited to play in the U.S. Army All-American Bowl as the starting quarterback for the West team ... MVP of Elite 11 camp.

Personal: Parents are Steve and Kelly Heaps ... plans to major in communications ... favorite athlete is Drew Brees ... other schools that offered scholarships include Oklahoma, Florida State, USC, Florida, UCLA, Georgia, Alabama, California, Notre Dame, Tennessee, Washington and LSU.

---

*e-mail: [jeffc@desnews.com](mailto:jeffc@desnews.com)*

---

# Deseret News

## BYU linebackers coach is a rising star

By Dick Harmon

Deseret News

*Published: Saturday, Aug. 14, 2010 11:29 p.m. MDT*

Bronco Mendenhall's latest hire came few feet away.

The sixth-year BYU coach hired Nick Howell as the new outside linebacker coach.

Young, energetic, idealistic, and a hard worker with a thing for the BYU brand, Howell — a Mendenhall clone — replaced longtime defensive coach Barry Lamb, who stepped down this past winter to take care of personal business.

The reviews coming in on Howell, who is only 30, are glowing.

"He's young but very smart," said top outside linebacker Jordan Pendleton.

"He's intense all the time, and if you aren't ready for it, good luck, because it will be a very long day."

Pendleton says he relates to Howell and respects him. "I've had a lot of coaches who've cared about me, but with Howell, well, he's taken a very personal interest in me and my life, from calling me to texting me all the time. He is concerned about me as a person, and that means a lot to a player."

The Ogden native and former Ben Lomond coach, Howell says this new gig, which came after toiling as a graduate assistant the past two years, is all about representing the school and getting players to do likewise.

"This is a good opportunity," Howell said. "I believe in what coach Mendenhall is doing. I'm excited as can be to represent this school and get the players to do the best they can."

Howell is in charge of nine outside linebackers.

"They are a bunch of young guys fighting like crazy with everything to be good, all willing to listen," Howell added. "They are athletic and hungry."

Howell is sold on Bronco's mandate that no offensive or defensive players (other than quarterbacks) can gain major playing time until they prove it on special teams play.

"Playing is a rite of passage, and the way you earn it is on special teams. Special teams is everything."

Mendenhall said when Lamb left, he didn't even consider a nationwide search for the hire.

"If I went out and did a nationwide search, I wouldn't find anyone who knows more about our program, or cares more about it, loves football or is as prepared," said Mendenhall.

"I can't work him hard enough. Players love him. He's great, and I'm really impressed. I didn't need to open it up, I was hoping for an opportunity to add him. I'll always look inside first."

Mendenhall said Howell worked as a defensive end and this is his third season on his staff, two of them working with Micha Alba, now at Fresno State whom Mendenhall considers the best graduate assistant he's ever worked with.

Mendenhall would have hired Alba but had no opening. Howell, trained by Alba in breaking down film, preparing tendency reports, working on game plans and preparing the defense for games and practices, said Alba wanted him to be better than he was.

"That's the thing with GAs here, they want to help the guy that comes after be better than they were. He was that way, and I tried to do the same with Kelly Poppinga, who is now here."

Howell said his depth chart isn't established yet but Pendleton and Jordan Atkinson are the most experienced players. Others pushing for positions include Jamison Frazier and freshman Kyle Van Noy.

"It is a good group," Howell says. He needs to find a replacement for Coleby Clawson, whose hit on Oklahoma's Sam Bradford last September changed the Big 12 and Heisman races and became an ESPN repeat clip all season.

"Coaching is all about relationships," he said. "The players are why I coach football. It is relationships. I work hard, they trust me, I care about them. Coaching is just relationships."

---

*e-mail: [dharmon@desnews.com](mailto:dharmon@desnews.com)*

---

© 2010 Deseret News Publishing Company | All rights reserved



# Deseret News

## BYU Football: Zed Mendenhall has worked for opportunity

Walk-on from Lone Peak is slated to start at fullback for the Cougars this fall

**By Jim Rayburn**

Deseret News

*Published: Tuesday, Aug. 24, 2010 9:14 p.m. MDT*

PROVO — Barring an unforeseen injury, Zed Mendenhall will run on to the field at LaVell Edwards Stadium on Sept. 4 as BYU's lead-blocking fullback in short-yardage situations.

To some, that might seem like a fairly unglamorous role. But for a young man who grew up dreaming of playing for the Cougars someday, a player who had no Division I scholarship offers coming out of Lone Peak High in 2006 and a player who still carries the "walk-on" label, it will be a very significant moment.

"It's definitely going to be a dream come true," Mendenhall said.

Some might assume that Mendenhall's relation to head coach Bronco Mendenhall — first cousin once removed (Bronco and Zed's dad, Buck, are cousins) — has something to do with his opportunity at BYU. But walking on at BYU was solely the action of Zed. And he's received no special attention or treatment from the coach because they are related.

"He let me know that I need to prove myself if I want to make a name for myself on this team. That's about what I got from him," Zed Mendenhall said.

With BYU's fall camp winding down and only 10 days left before the Cougars open the season by hosting the Washington Huskies on Sept. 4, Mendenhall has emerged as the first fullback to likely get the call in I-formation situations. He's earned the nod because of his dedication to learning his assignments, some natural ability to pick up his duties and because he's a strong and physical player.

"He's just excelled at everything, and he's been a real bonus for our program," BYU running backs coach Lance Reynolds said. "He's a real physical guy and a tough guy, but I've been surprised at him being able to be fluid and make decisions and adjustments, which is really hard for those guys because obviously defenses do a lot of things to make it really hard on them."

The Cougar coaches, and even Zed Mendenhall himself, consider his rapid improvement and increased role on the team nothing short of a pleasant surprise.

"I don't think even I envisioned myself ever getting this far," he said.

Following his senior year at Lone Peak, Mendenhall turned down several junior college offers for a chance to earn a spot at BYU via the walk-on route.

"I just really wanted to play at BYU," he said.

In a tryout of more than 70 prospects, he was one of 10 picked for the scout team.

"I was just shocked. Being at BYU and being part of a D-I program was a little bit intimidating," Mendenhall said.

He was a linebacker in high school and had hopes of being a linebacker at BYU. In the spring of 2007, however, the coaches approached him about learning the fullback position.

"I said immediately, 'OK, I'll do it.'"

But after a spring of honing his skills as a fullback, Mendenhall decided to serve an LDS mission. His scout year and departure in December of 2007 cost him a year of eligibility. But when he returned to the BYU squad this past spring as a sophomore, he hadn't lost a step in his progress.

One big reason for Mendenhall's move upward is an increase in strength and size. He's still the same 5-foot-11 (borderline 6-foot) athlete who he was coming out of Lone Peak. But, he's gained nearly 40 pounds in muscle and now checks in at around 240 pounds.

"I really hit the weight room hard and got a lot bigger," Mendenhall said.

But, Reynolds said, Mendenhall is more than just a strong and physical player.

"It might seem like to everyone that it's just a bone-crushing kind of role, but it really takes a fluid and athletic kind of feel that goes with it as far as where you belong, and he's been able to adjust to that," Reynolds said.

Mendenhall clearly recognizes the opportunity he has to cement himself as a big part of the team for this season and two more to come.

"I want to prove myself, show them I can play and master my position, and hopefully I can earn a scholarship," he said.

Eventually, he even hopes to become more than just a running-play blocker — maybe even carry the ball a few times, or even catch it.

"I've gotten a couple (passes) in fall camp, and it's awesome. Any time I can get a short pass or a handoff, it's just a bonus. Maybe, if they see me master this position, they might start having me do some more stuff. Maybe I can work my way up, but if they just want me to be a strong lead blocker, I'm perfectly OK with that," Mendenhall said.

### ► **Cougar Camp Report**

Day 15: BYU held a morning practice on Tuesday, the second-to-last day of fall camp.

Standouts: Quarterback Riley Nelson completed 6-of-6 passes for 62 yards, including a 15-yard touchdown pass to Matt Marshall. Jake Heaps completed 1-of-2 passes for 1 yard. Linebacker Shane Hunter intercepted Heaps and took it back for a touchdown.

Injuries: Tight end Devin Mahina suffered an ankle sprain. No other new injuries.

Next up: The Cougars close their fall camp today with a morning scrimmage, featuring mostly young players.

---

*e-mail: [jimr@desnews.com](mailto:jimr@desnews.com)*

---

© 2010 Deseret News Publishing Company | All rights reserved



## Rich, Reynolds see excitement and wins for BYU in 2010

Daily Herald - Darnell Dickson | Posted: Thursday, July 29, 2010 12:25 am

LAS VEGAS -- Why is BYU senior safety Andrew Rich such a big hitter?

There are crumpled bodies all over the country that would like to know.

Rich initially credited the influence of his father, Dan Rich, who played linebacker at Weber State and still holds many of the program's records for tackles. But during an interview at the Mountain West Conference football meetings on Wednesday he remembered a childhood experience that may also have played a part.



"The little league team I played on, the coaches would go over the game film, and the guy with the best hit, the next practice he would get a milk shake," Andrew Rich said. "I wanted a 'shake' hit. It seemed like every game I would be looking for someone to get a shake hit on."

If Rich gets shakes for big hits at BYU this season, the Creamery on Ninth had better oil up the milk shake machine and stockpile supplies.

Rich was second team All-MWC selection last season, leading the Cougars with 85 tackles (51 solo) from his strong safety, or "Kat" position in the secondary. Traditionally, the Kat position is best played by a hybrid linebacker/safety type, and the 6-foot-3, 225-pound Rich fits the bill. He had a memorable game in the opener against Oklahoma in 2009, forcing two fumbles.

"Growing up my dad stressed how important it is to knock somebody in the face," Rich said.

This year, Rich was named to the preseason All-MWC first team defense and is looking forward to another productive season. He had minor surgeries on his shoulder and ankle this offseason but said he feels as good as he ever has.

"I'm healthy and ready to chase Jake Locker around (in the opener against Washington)," Rich said, "but hopefully not too much."

Junior offensive tackle Matt Reynolds joined Rich in Las Vegas and naturally was asked a lot about the pending quarterback battle, which will lead to more scrimmaging than normal to get the requisite number of reps in for each candidate.

"For the offensive line it changes the dynamic of practice," Reynolds said. "I'm going to be playing a

different position on the right side or left side depending on who's at quarterback. We have quarterbacks with a big difference in styles. Riley (Nelson) is back there running around, and sometimes we don't know where he's at. With Jake (Heaps) or James (Lark), they're really good in the pocket and have good pocket presence. We have to be a lot more aware of what's going on in the backfield."

Reynolds said any number of his offensive teammates could have a breakout year, because the opportunities will be there.

"I think one of the great things about this year, we have the potential to be a really good offense," he said. "Anybody from Josh Quezada to Luke Ashworth to Spencer Hofoka to Bryan Kariya, Jake Heaps or Riley Nelson, anybody can make an impact. Because a lot of guys are unproven, there's a real opportunity for those guys to come in and show what they've got and they've got the ability to be one of our standout guys."

Rich said several linebackers could make big steps toward stardom.

"I think (sophomore) Brandon Ogletree could be big," he said. "He's a player who's mean and he's just kind of a prototypical middle linebacker. (Sophomore) Austen Jorgensen, he's a phenomenal athlete. And I think (junior) Jordan Pendelton, everyone in the country will see what kind of athlete Jordan is."

"There's a lot of guys, like (freshman) Kyle Van Noy, he's exciting because he's got all the skill in the world to do it. If he can learn the defense, I think he'll be a very good player."

Rich said watching the highly touted freshmen class come in and persevere through the offseason conditioning and workouts has been a good experience.

"It's been fun to watch these superstar freshmen come in on top of the world at the end of the workout, leave at the bottom," he said. "They're learning just like we all had to do, but they'll be ready."

"Absolutely, no question, they can contribute this year. I've been really impressed with the freshmen and their ability to just grasp what we're trying to accomplish."

BYU was picked to finish third in the conference in 2010, but Reynolds knows that won't satisfy the team or the rabid Cougar fan base.

"History has show we're going to win a lot of games, and tradition says we're going to go to a bowl game and perform well," Reynolds said. "We have the potential to be as good as we want to be. We've got guys that have the potential to step out and be all-stars. If they can perform the way they can, there's no question in my mind we can be one of the best offenses around and win a lot of games."

• **Daily Herald Sports Editor Darnell Dickson** can be reached at 801-344-2555 or by e-mail at [ddickson@heraldextra.com](mailto:ddickson@heraldextra.com)

# Deseret News

## Bronco Mendenhall faces problem of talent vs. experience

**By Dick Harmon**

Deseret News

*Published: Friday, Aug. 20, 2010 11:08 p.m. MDT*

Crunch time for playing time and the depth chart and traveling squad.

It's the age-old adage of watching more talented rookies clash on the field with experienced veterans for position. How do you judge it and who are you going to play?

In the NFL, it's usually who is paid the most money. In college, it isn't that simple.

BYU's Bronco Mendenhall explained how tough that dilemma can be for coaches everywhere, and while he leaves a lot of those decisions to his staff, if the decision boils down to his vote, he'll err on the side of the guys who have been in the program and invested blood and treasure.

Including the very visible QB race, this is the meat of what's happening with position forays among the inside linebackers, tight ends, receivers and running backs in the Cougar camp, which will feature another 70-play evaluation scrimmage today.

So far you have freshman Jake Heaps battling Max Hall's backup, Riley Nelson, at quarterback. On Friday, Mendenhall praised freshman Zac Stout, who, along with freshmen Alani Fua and Kyle Van Noy, are battling with first-team linebackers with lettermen's jackets.

At receiver, Ross Apo and Cody Hoffman are freshmen looking for a lot of attention. Hoffman, who redshirted last year, has moved into the rotation and two-deep.

Freshman RB Josh Quezada is looking for playing time in a void left by Harvey Unga, and his challengers are all veterans. Freshman Kori Gaines is trying to find a sliver of time behind Zed Mendenhall at fullback.

On the defensive line, freshmen Tayo Fabuluje and Graham Rowley have been very impressive and are chalking up plays behind the first unit.

At center, Blair Tushaus is looking for a meaningful role, as is defensive back Kori Gaines.

This 2010 recruiting class is impressive. Anyone who has seen a regular number of practice sessions has acknowledged this infusion of talent is very noticeable from one freshman class.

This talent-versus-experience clash has made for a very spirited, hard-hitting, intense fall camp to date. Mendenhall loves it; he doesn't have to ask folks to ratchet things up.

The clash of talent against experience? Mendenhall calls it a predicament of talent meeting the established culture.

"Well, it's an agonizing one because you have to judge what is best for the immediate season, immediate game and what's best for the future of the program," said Mendenhall.

That's where it gets sticky. Mendenhall has started freshmen before, people like kicker Justin Sorensen, Ethyn Manumalenua, Austin Collie and Harvey Unga, and he'll almost certainly look to freshmen tight ends to start this season.

But the challenge impinges on old school philosophies that have proven true over time.

"You have to protect the culture of the program, players who have been with you a long, long time, perhaps as long as three years, fighting from a walk-on spot to a special teams role and now get their chance but are going up against a talented true freshman," said Mendenhall.

If you trash those faithful mainstays, you may create discord in the ranks.

"If you look at sheer investment and what's best for the culture of the team in place of performance, I usually err on that side," said Mendenhall.

"I've had some bad experiences where I've ruined freshmen by playing them too early when they haven't invested the time getting up in the early morning to work with their group, working on the scout team, see what a redshirt year is like, etc. There is something about that which provides a specific stability to your program and culture of the program that's important to me.

"If the staff is over here, I'm usually over there, protecting the culture and how important it is to be a part of it," the Cougars' head coach said.

While today's scrimmage isn't a make or break or do or die, according to Mendenhall, it is very important for the evaluation process.

It will be interesting to see how this thing spins out. Will a faster, more athletic guy win out over a slower, less strong but experienced vet? Will a guy with a stronger arm be relegated behind a letterman? This is what makes the next two weeks in August so much fun.

---

*e-mail:* [dharmon@desnews.com](mailto:dharmon@desnews.com)

---

© 2010 Deseret News Publishing Company | All rights reserved

# The Salt Lake Tribune

---

## At first glance, BYU football team young, talented

By Jay Drew

The Salt Lake Tribune

August 9, 2010 11:52AM

Provo • Regardless of whether the starting quarterback is a well-traveled junior or a hotshot freshman, BYU's football team in 2010 will be the youngest in coach Bronco Mendenhall's six-year tenure.

But it might be one of the most talented, the coach hinted after Saturday's first fall camp practice.

"We have the right weapons in place, and we have the right talent," Mendenhall said. "They just need to play together. ... It almost literally feels like we are starting again. And that's kind of exciting."

Mendenhall said he randomly pulled up the BYU roster a few days before camp started and, as a guess, tried to come up with the 64 players who will make the travel squad for a conference game.

"My guess was 50 of them would have been redshirt freshmen or sophomores, or true freshmen," he said. "And maybe I am a little over-optimistic, but I was OK with that, because I think they are capable, and especially the redshirt guys — I think a year in the system has really helped them. And the sophomores, certainly.

"It will be interesting to see if I am accurate or not."

The coach could not remember a time when as few as 14 juniors or seniors were on the traveling squad, limited by the conference to 64 players — at least for conference games. Safety Andrew Rich, receiver Luke Ashworth, offensive linemen Jason Speredon and Nick Alletto, linebacker Shane Hunter, defensive end Vic So'oto and defensive backs Brandon Bradley and Brian Logan could be the only starting seniors.

Increasing the talent level has been an interesting dynamic, Mendenhall said.

"As the talent increases, the youth also has increased," he said. "And so it is almost like a restart, in Year 6, with a different group of players."

Cougar coaches hope to get their first looks Monday at a couple of freshmen who were held out Saturday due to delays in getting their high school coursework in to the NCAA clearinghouse, running back Drew Phillips and lineman Manu Mulitalo.



(Trent Nelson | The Salt Lake Tribune) BYU coach Bronco Mendenhall says four to six true freshmen may play for the Cougars this season, including highly touted quarterback Jake Heaps.

Several other freshmen and redshirt freshmen will not just get looks, but serious consideration for playing time, judging by how they were used in scrimmage sessions Saturday. Along with quarterback Jake Heaps, those would include running back Josh Quezada, receivers Ross Apo and Cody Hoffman, linebacker Zac Stout, tight ends Austin Holt, Mike Muehlmann and Devin Mahina, and offensive lineman Blair Tushaus.

How much will the freshman class contribute this season?

“Hard to say,” Mendenhall said. “If you look at past history, four to six true freshmen play every year. Even though this group was more highly touted, I wouldn’t see the numbers being more than that. Four to six possibly.”

drew@sltrib.com

—

Camp corner

- The Cougars took Sunday off and will resume fall camp today at 3:30 p.m. for newcomers, 4 p.m. for veterans
- Traveling squad could include only 14 juniors and seniors
- Running back J.J. DiLuigi shined in Saturday’s first practice of fall camp

---

© 2010 The Salt Lake Tribune



# The Salt Lake Tribune

## BYU Football: Rebuilding? Not us, Cougars say

By Jay Drew

The Salt Lake Tribune

July 29, 2010 12:02AM

Las Vegas • They placed just two players on the preseason all-conference team, perhaps their lowest total in 10 years. They are picked to finish third in the Mountain West Conference, are breaking in a new quarterback, and at the league's just-concluded media gathering, they took a back seat in some respects to not only TCU and Utah, but Air Force as well.

BYU's football program is on the verge of a mediocre season after four years of posting 10 wins or more.

Or so it would seem.

"Some people might be writing us off, but we're OK with that," allowed offensive tackle Matt Reynolds. "In our minds, we have the potential to be as good, if not better, than any team in our conference."

Added defensive back Andrew Rich, after acknowledging more hype at the meetings has followed the Utes, Frogs and Falcons this year: "We are looked at as being in a rebuilding year, but we don't look at it that way. In our locker room, we don't talk about anything but continuing our string of success."

The rebuilding talk is not without merit.

The Cougars face the task of finding replacements in the four up-the-middle positions coach Bronco Mendenhall considers the most important to the team's success: free safety, quarterback, middle linebacker and center.

But Mendenhall exuded a relaxed, easy confidence the past two days, and at times got a little bit cocky, a little bold — especially when asked to describe the significance of Utah having six players taken in the last NFL Draft, while BYU had just one (two, if you count Harvey Unga going in July's supplemental draft).

"And we still beat 'em," he said.

What does Mendenhall know about the 2010 Cougars that a lot of the so-called experts are missing?

"I am a big believer in the collective," he said. "I am completely confident the pieces will fall into place when they are supposed to. It is early, but that can't be rushed. My job is to design the program to give us our best



**JAKE HEAPS** Jake Heaps - The #1 high school quarterback recruit in the country - speaks with the media after his announcement committing to play football at BYU. Heaps, from Skyline High School in Sammamish, WA) had just announced his decision. Also there to announce their intentions to play at BYU are WR Ross Apo (Arlington, TX), and LB Zac Stout (Westlake Village, CA). Scott Sommerdorf/The Salt Lake Tribune

chance to play good football as fast as possible. But we have good players. We have good people, and we just try to find out who they are as quickly as we can.”

For inspiration, the 2010 Cougars are looking to 2007. Max Hall was replacing John Beck at quarterback, Utah-killing tight end Jonny Harline was gone, as was Curtis Brown, the school’s all-time leading rusher at the time.

After starting 1-2, the Cougars reeled off 10 straight wins and finished 11-2.

“The best teams we’ve had at BYU, and the ones I’ve enjoyed the most, [were] about the collective, not the individual,” Mendenhall said. “The idea is, I have such trust and belief in the kids who come, and their abilities. I think it will work itself out.”

So, the Cougars say they are focusing on team goals, rather than who is going to replace Hall, Dennis Pitta and Harvey Unga.

“That kind of helps diffuse any pressure on one given spot,” Mendenhall said.

Still, the coach knows that history shows the Cougars are strong when they have an experienced quarterback, and mostly struggle when they don’t. He said Tuesday that he doesn’t want the starting quarterback battle to split the team or overshadow that collective effort he has instilled, but said that wish won’t force him to chose a starter too early. The coach said for the first time that two quarterbacks could play in every game this season, and BYU’s first depth chart lists four quarterbacks — junior Riley Nelson, freshman Jake Heaps, sophomore James Lark and freshman Jason Munns — as possible starters.

“I would love to have a starter named before the season, but I won’t be held to that if it is not clear yet,” Mendenhall said. “It might take a couple of games into the year [to determine the most capable starter].”

drew@sltrib.com

—

Can BYU keep it going?

- Finished 2009 season with a No. 12 national ranking.
- One of only five schools to win 10 or more games each of the past four seasons.
- BYU has posted a 43-9 record the past four years; Only Boise State, Florida, Texas and Ohio State have better records in that span.

---

© 2010 The Salt Lake Tribune

# Deseret News

## Bronco Mendenhall faces problem of talent vs. experience

By Dick Harmon

Deseret News

Published: Friday, Aug. 20, 2010 11:08 p.m. MDT

Crunch time for playing time and the depth chart and traveling squad.

It's the age-old adage of watching more talented rookies clash on the field with experienced veterans for position. How do you judge it and who are you going to play?

In the NFL, it's usually who is paid the most money. In college, it isn't that simple.

BYU's Bronco Mendenhall explained how tough that dilemma can be for coaches everywhere, and while he leaves a lot of those decisions to his staff, if the decision boils down to his vote, he'll err on the side of the guys who have been in the program and invested blood and treasure.

Including the very visible QB race, this is the meat of what's happening with position forays among the inside linebackers, tight ends, receivers and running backs in the Cougar camp, which will feature another 70-play evaluation scrimmage today.

So far you have freshman Jake Heaps battling Max Hall's backup, Riley Nelson, at quarterback. On Friday, Mendenhall praised freshman Zac Stout, who, along with freshmen Alani Fua and Kyle Van Noy, are battling with first-team linebackers with lettermen's jackets.

At receiver, Ross Apo and Cody Hoffman are freshmen looking for a lot of attention. Hoffman, who redshirted last year, has moved into the rotation and two-deep.

Freshman RB Josh Quezada is looking for playing time in a void left by Harvey Unga, and his challengers are all veterans. Freshman Kori Gaines is trying to find a sliver of time behind Zed Mendenhall at fullback.

On the defensive line, freshmen Tayo Fabuluje and Graham Rowley have been very impressive and are chalking up plays behind the first unit.

At center, Blair Tushaus is looking for a meaningful role, as is defensive back Kori Gaines.

This 2010 recruiting class is impressive. Anyone who has seen a regular number of practice sessions has acknowledged this infusion of talent is very noticeable from one freshman class.

This talent-versus-experience clash has made for a very spirited, hard-hitting, intense fall camp to date. Mendenhall loves it; he doesn't have to ask folks to ratchet things up.

The clash of talent against experience? Mendenhall calls it a predicament of talent meeting the established culture.

"Well, it's an agonizing one because you have to judge what is best for the immediate season, immediate game and what's best for the future of the program," said Mendenhall.

That's where it gets sticky. Mendenhall has started freshmen before, people like kicker Justin Sorensen, Ethyn Manumalenua, Austin Collie and Harvey Unga, and he'll almost certainly look to freshmen tight ends to start this season.

But the challenge impinges on old school philosophies that have proven true over time.

"You have to protect the culture of the program, players who have been with you a long, long time, perhaps as long as three years, fighting from a walk-on spot to a special teams role and now get their chance but are going up against a talented true freshman," said Mendenhall.

If you trash those faithful mainstays, you may create discord in the ranks.

"If you look at sheer investment and what's best for the culture of the team in place of performance, I usually err on that side," said Mendenhall.

"I've had some bad experiences where I've ruined freshmen by playing them too early when they haven't invested the time getting up in the early morning to work with their group, working on the scout team, see what a redshirt year is like, etc. There is something about that which provides a specific stability to your program and culture of the program that's important to me.

"If the staff is over here, I'm usually over there, protecting the culture and how important it is to be a part of it," the Cougars' head coach said.

While today's scrimmage isn't a make or break or do or die, according to Mendenhall, it is very important for the evaluation process.

It will be interesting to see how this thing spins out. Will a faster, more athletic guy win out over a slower, less strong but experienced vet? Will a guy with a stronger arm be relegated behind a letterman? This is what makes the next two weeks in August so much fun.

---

*e-mail:* [dharmon@desnews.com](mailto:dharmon@desnews.com)

---

© 2010 Deseret News Publishing Company | All rights reserved