



# BRIGHAM YOUNG UNIVERSITY

# 2009 COUGAR FOOTBALL

BYU Athletic Communications • 30 SFH • Provo, UT • (801) 422-8948 • Fax: (801) 422-0633 • www.BYUCougars.com  
 Football Contact Info. • Brett Pyne • brett\_pyne@byu.edu • (801) 367-1631 • Asst. Football Contact • Carey Hoki • mvolleyball\_sid@byu.edu • (808) 782-5998

## 2009 SCHEDULE

DATE	OPPONENT	TIME/RESULT
Sept. 5	vs. No. 3 Oklahoma*	W, 14-13
Sept. 12	at Tulane	W, 54-3
Sept. 19	FLORIDA STATE	L, 28-54
Sept. 26	COLORADO STATE	W, 42-23
Oct. 2	UTAH STATE	W, 35-17
Oct. 10	at UNLV	W, 59-21
Oct. 17	at San Diego State	W, 38-28
Oct. 24	No. 8 TCU	L, 7-38
Nov. 7	at Wyoming	W, 52-0
Nov. 14	at New Mexico	W, 24-19
Nov. 21	AIR FORCE	W, 38-21
Nov. 28	UTAH	W, 26-23 (OT)
Dec. 22	No. 18 Oregon State	5 p.m. PT(ESPN)

\*at Cowboys Stadium in Arlington, Texas

## 2009 QUICK FACTS

Location:	Provo, Utah
Founded:	Oct. 15, 1875
Elevation:	4,553 feet
Enrollment:	33,278
Nickname:	Cougars
Mascot:	Cosmo
Colors:	Dark Blue and White
Stadium (capacity):	LaVell Edwards Stadium (64,045)
Surface:	Natural Grass
Conference:	Mountain West Conference
President:	Dr. Cecil O. Samuelson
Athletics Director:	Tom Holmoe
Head Coach:	Bronco Mendenhall (Oregon State, '88)
Seasons:	Fifth
Career Record:	48-15 (.762)
Seasons at BYU:	Fifth
Record at BYU:	48-15 (.762)
2009 Overall Record:	10-2
MWC Record:	7-1
Final Conference Finish:	2nd
First Year of Football:	1922
All-time Record:	504-374-26 (.572)
All-time Home Record:	273-128-6 (.678)
All-time Road Record:	210-226-19 (.482)
All-time Neutral Record:	21-20-1 (.512)
All-time MWC Record:	59-23 (.720)
All-time MWC Home Record:	29-12 (.707)
All-time MWC Road Record:	30-11 (.732)
Stadium Record:	200-63 (.760)
Stadium Record (since 1982 expansion):	131-41 (.762)
Stadium Record (since renaming in 2000):	40-15 (.727)
Conference Championships:	23
Bowl Game Appearances:	28
Last Bowl Appearance:	2008, Las Vegas Bowl
Letterwinners Returning/Lost:	40/28
Offensive Letterwinners Returning/Lost:	17/15
Defensive Letterwinners Returning/Lost:	23/13
Starters Returning/Lost:	11/11
Offensive Starters Returning/Lost:	4/7
Defensive Starters Returning/Lost:	7/4



TRADITION SPIRIT HONOR

## No. 14 BYU vs. No. 18 OREGON ST.

Sam Boyd Stadium (36,800)

Las Vegas

Dec. 22, 2009

5 p.m. PT; ESPN



### GAME INFORMATION

KICKOFF:	5 p.m. PT
SITE:	Las Vegas; Sam Boyd Stadium (36,800)
TELEVISION:	ESPN
RADIO:	KSL-Radio; 1160 AM and 102.7 FM (Greg Wrubell, Marc Lyons and Nate Meikle)
LIVE STATS:	www.BYUCougars.com
THE SERIES:	Oregon State leads 5-3
LAST MEETING:	Oregon State won, 10-7, in Provo (Nov. 15, 1986)

### FIFTH-STRAIGHT TRIP TO VEGAS BOWL



The No. 14 BYU Cougars have accepted an invitation to play the No. 18 Oregon State Beavers in the 18th annual MAACO Bowl Las Vegas on Tuesday, Dec. 22. Boasting two ranked opponents for the first time since the event was founded, the 2009 MAACO Bowl Las Vegas matches two teams that finished second in their respective conferences. BYU (10-2, 7-1) was runner-up to No. 4 TCU in the Mountain West Conference, while Oregon State (8-4, 6-3) was one of three teams tied for second in the Pac-10 Conference behind No. 7 Oregon.

### COUGARS' HISTORY IN THE BOWL

The Cougars are 2-2 in four prior trips to the Las Vegas Bowl with a 35-28 loss to California in 2005, 38-8 triumph over Oregon in 2006, 17-16 victory against UCLA in 2008 and 31-21 defeat to Arizona last year. BYU is playing in the same bowl game for the fifth straight season for the first time since making seven consecutive trips to the Holiday Bowl in San Diego from 1978 through 1984.

### FOUR-YEAR RECORD AMONG NATION'S BEST

Over the past four seasons BYU head coach Bronco Mendenhall has helped his team achieve a 42-9 record topped by only four teams — Boise State, Florida, Texas and Ohio State. In doing so, the Cougars have achieved four straight seasons with 10 or more wins for the first time in school history. Only Boise State, Ohio State and Texas have equaled BYU's consistency in recording double-digit wins each of the last four seasons.

### WHAT THE GAME MEANS

- A win against Oregon State would give the Cougars their third bowl win in four years, including their 10th bowl victory overall.  
 - Winning this bowl game would secure the fourth straight season BYU has finished the season ranked among the nation's top-25 programs. The Cougars finished the 2006 season ranked 15th in the USA Today Coaches Poll and 16th in the Associated Press Top-25. The 2007 season ended with BYU ranked 14th in both polls, while it finished 21st (USA Today) and 25th (AP) in 2008. The 1990-92 seasons marked the last time BYU finished the year ranked in the top-25 in three consecutive seasons.



# 2009 COUGAR FOOTBALL OPPONENT NOTES

## 2009 BEAVER SCHEDULE

Date	Opponent	Result
9/5	Portland State	W, 34-7
9/12	at UNLV	W, 23-21
9/19	No. 17 Cincinnati	L, 28-18
9/26	Arizona	L, 37-32
10/3	Arizona State	W, 28-17
10/10	Stanford	W, 38-28
10/24	at No. 7 USC	L, 42-36
10/31	UCLA	W, 26-19
11/7	at No. 20 California	W, 31-14
11/14	Washington	W, 48-21
11/21	at Washington State	W, 42-10
12/3	at No. 7 Oregon	L, 37-33
12/22	vs. BYU	

## BYU SERIES RECORD VS. OREGON STATE

Year	Result
1955	L, 0-33
1961	L, 0-35
1967	W, 31-13
1972	L, 3-29
1973	W, 37-14
1977	L, 19-24
1978	W, 10-6
1986	L, 7-10

Series 3-5

## THE BYU-OREGON STATE SERIES



BYU and Oregon State last played in 1986 when Cougar head coach Bronco Mendenhall played for the Beavers and earned a 10-7 victory over the Cougars in Provo. BYU's last win over Oregon State was the previous meeting, a 10-6 triumph in Corvallis to open the 1978 season. The Cougars are 3-5 overall against the Beavers in a series that began in 1955.

Mendenhall played for Oregon State in 1986 and 1987 as a starting safety and linebacker. He was a team captain in 1987 and winner of the Leo Gribkoff Memorial Award given to the team's most inspirational player. He served as a Beavers' graduate assistant working with the defensive line from 1989-90 and returned to Corvallis from 1995-96 as the defensive line coach (1995) and defensive coordinator and secondary coach (1996). A 1988 graduate, Mendenhall also earned a Masters of Education in exercise physiology from Oregon State in 1990.

## LAST TIME: OSU 10, BYU 7 (NOV. 15, 1986)

PROVO, Utah – Even when the breaks went BYU's way, the Cougars could not convert miscues into points. First there was a first quarter interception by BYU linebacker J.C. VonCohn which was fumbled 20-yards later. Then linebacker Steve Kaufusi beat OSU's quarterback in a footrace to recover an errant snap. Jason Buck had four sacks and fellow defensive tackle Shawn Knight picked up two more sacks, but none of them came during the Beaver scoring drives.

The Cougars seemed to lose steam in the third quarter after Steve Lindsley threw his second interception of that period and defensive back Scott Peterson suffered a concussion on the OSU sideline.

BYU's lone score came in the second quarter on a Lake Heimuli plunge. And BYU's Richard Hobbs blocked a 48-yard field goal attempt in the second quarter. After OSU was intercepted in the endzone during the fourth quarter, reserve quarterback Bob Jensen tried to rally the Cougars—all in vain.

## OREGON STATE'S LAST OUTING

EUGENE, Ore. (Dec. 3, 2009)--Redshirt freshman LaMichael James ran for 166 yards and three touchdowns to send No. 7 Oregon to the Rose Bowl with a 37-33 victory over No. 13 Oregon State in the Civil War. Oregon State (8-4, 6-3) was vying for its first Rose Bowl berth since the 1964 season. It was the first time the annual rivalry game was a winner-takes-all path to Pasadena.

Sean Canfield threw for 306 yards and two touchdowns for the Beavers. Jacquizz Rodgers, the Pac-10's second-leading rusher behind Toby Gerhart with an average of 119.4 yards a game, rushed for just 64 yards and a score.

Justin Kahut kicked three field goals in the first half, Jacquizz Rodgers had a 1-yard run for his school-record 20th rushing TD this season and James Rodgers had a 28-yard touchdown reception with 14 seconds left in the second to give the Beavers a 23-21 halftime lead.

Oregon State had a chance to take the lead late in the fourth but Canfield threw an incomplete pass on fourth-and-15 from the Oregon 28.

## BYU VS. OREGON STATE 2009 STAT COMPARISON

	BYU	OSU
Points per Game	34.8	32.4
First Downs	273	261
Rushing Yardage per Game	148.2	144.2
Passing Yardage per Game	288.9	275.2
Total Offense per Game	437.1	419.4
Kick Return Average	22.6	23.1
Punt Return Average	6.4	8.1
Fumbles-Lost	15-8	13-2
Average Penalty Yardage per Game	66.1	56.4
Time of Possession per Game	30:55	32:03
Third-down Conversion Percentage	55%	47%
Fourth-down Conversion Percentage	33%	75%
Red-zone Scores	49-56	52-54

## TALE OF THE TAPE

BYU's starting five offensive linemen weigh in at an average 317 pounds and average 6-feet-4. The front five will be going up against an Oregon State defensive front that measures an average 6-feet-2, 261 pounds. Defensively, the Cougars' front three average 6-feet-3, 262 pounds, while the Beaver offensive line tips the scales at an average 6-feet-3, 296 pounds per man.



# 2009 COUGAR FOOTBALL TEAM NOTES

## WEEKLY NATIONAL RANKINGS (WEEK 14)

### BCS RANKINGS

- Alabama (58)
- Texas (2)
- Cincinnati
- TCU**
- Florida
- Boise State
- Oregon
- Ohio State
- Georgia Tech
- Iowa
- Virginia Tech
- LSU
- Penn State
- Brigham Young**
- Miami
- West Virginia
- Pittsburgh
- Oregon State
- Oklahoma State
- Arizona
- Stanford
- Nebraska
- Utah**
- USC
- Wisconsin

### AP TOP-25

- Alabama (58)
- Texas (2)
- TCU**
- Cincinnati
- Florida
- Boise State
- Oregon
- Ohio State
- Georgia Tech
- Iowa
- Penn State
- Virginia Tech
- LSU
- Miami
- Brigham Young**
- Oregon State
- Pittsburgh
- West Virginia
- Stanford
- Nebraska
- Oklahoma State
- Arizona
- Utah**
- Wisconsin
- Central Michigan

### USA COACHES' POLL

- Alabama (54)
- Texas (4)
- TCU**
- Cincinnati (1)
- Florida
- Boise State
- Oregon
- Ohio State
- Penn State
- Georgia Tech
- Iowa
- Virginia Tech
- LSU
- Brigham Young**
- Miami
- Pittsburgh
- West Virginia
- Oklahoma State
- Nebraska
- Oregon State
- Stanford
- Wisconsin
- Arizona
- Utah**
- Houston

## BYU'S LAST OUTING



PROVO, Utah (Nov. 28, 2009) -- BYU senior quarterback Max Hall split two defenders, hitting senior tight end Andrew George up the middle in overtime as BYU defeated rival Utah, 26-23, in front of 64,301 fans Saturday on senior night at LaVell Edwards Stadium. Wearing throwback jerseys in honor of the 1984 Cougar squad that won the national championship 25 years ago, 19 seniors earned redemption from a loss to Utah last season, walking out with the stadium's 200th win.

Down 20-6, Utah scored 17 unanswered points in the fourth quarter before kicking a field goal in the Utes' first possession in OT. After a five-yard run by Hall was nullified due to an illegal motion penalty, the senior quarterback slipped a pass right between two diving Utes. George hauled in the pass, turning to find himself with nothing but open field 25 yards for the game-winning score.

Hall, a senior, threw two touchdown passes and zero interceptions, going 12-for-32 for 134 yards. George finished with two catches for 43 yards. George, Pitta, Tonga and McKay Jacobson caught two passes apiece to lead the Cougars. Brandon Bradley led BYU with 11 tackles, eight unassisted, while Matt Bauman and Brian Logan recorded seven and six tackles, respectively.

## COUGARS IN OVERTIME

The Utah game marked the Cougars' first overtime game since a Sept. 16, 2006 loss to Boston College. With the 26-23 win, BYU is now 5-3 in overtime games, breaking a three-game overtime losing streak.

## MENDENHALL TEAMS VERSUS RANKED FOES

Under Bronco Mendenhall, BYU is 3-7 vs. ranked foes, with its other wins being a 31-17 victory over No. 15 TCU on Sept. 28, 2006 and a 14-13 win over No. 3 Oklahoma on Sept. 5, 2009.

## COMPETING AS A RANKED TEAM

With the Utah win the Cougars improve to 158-46 when nationally ranked in the Top 25. A ranked BYU team has won 27 of its last 32 games dating back to 2006.

## NATIONAL RANKINGS

BYU has been among the nation's top-25 teams during 34 of the last 35 weeks dating back to November 2007.

WEEK	USA TODAY POLL	AP TOP 25	BCS
Preseason	24	20	N/A
Sept. 6, 2009	12	9	N/A
Sept. 13, 2009	9	7	N/A
Sept. 20, 2009	20	19	N/A
Sept. 27, 2009	21	20	N/A
Oct. 4, 2009	20	18	N/A
Oct. 11, 2009	19	18	N/A
Oct. 18, 2009	16	16	16
Oct. 25, 2009	--	--	--
Nov. 1, 2009	25	25	--
Nov. 8, 2009	22	22	22
Nov. 15, 2009	18	19	22
Nov. 22, 2009	15	18	19
Nov. 29, 2009	13	16	14
Dec. 6, 2009	14	15	14

## OPPONENT SNAPSHOT

THIS WEEK TEAM	OPPONENT
Oklahoma	No. 21 Stanford in Sun Bowl (Dec. 31)
Tulane	
Florida State	No. 16 West Virginia in Gator Bowl (Jan. 1)
Colorado State	
Utah State	
UNLV	
San Diego State	
TCU	No. 6 Boise State in Fiesta Bowl (Jan. 4)
Wyoming	Fresno State in New Mexico Bowl (Dec. 19)
New Mexico	
Air Force	Houston in Armed Forces Bowl (Dec. 31)
Utah	California in Poinsettia Bowl (Dec. 23)



# 2009 COUGAR FOOTBALL TEAM NOTES

## COIN TOSS

BYU won the coin toss over Utah on Nov. 28 and elected to receive, marking the seventh time this season the Cougars have won the toss. BYU is now 5-2 when winning the toss.

## PERFECT ON THE ROAD

With the win at University Stadium against New Mexico, BYU secured an undefeated 6-0 road record for the first time since 1984.

Defeating New Mexico also gave the Cougars a perfect 4-0 road record against MWC opponents for the fifth time since the inception of the league. BYU also went undefeated in MWC road games in 2001, 2006 and 2007.

## ENDING AN 18-YEAR DROUGHT

Before securing a 14-13 win over No. 3 Oklahoma on Sept. 5, the last time BYU beat a nonconference team ranked in the Top 10 was its 28-21 win over No. 1 Miami on Sept. 8, 1990. The win over the Sooners gave the Cougars their first win over a ranked nonconference opponent since it defeated No. 14 Arizona State, 26-6, on Sept. 12, 1998. Since that day, BYU lost 12 consecutive games to ranked nonconference opponents. The last time BYU beat a ranked nonconference opponent on a neutral field was the Cotton Bowl game of Jan. 1, 1997, when BYU beat No. 14 Kansas State, 19-15.

## TEAM CAPTAINS

Offensive seniors Max Hall and Dennis Pitta, along with defensive seniors Matt Bauman, Scott Johnson and Jan Jorgensen, have been selected by their teammates to serve as captains for the 2009 football season.

Collectively the captains have 161 starts, with Hall, Bauman and Jorgensen starting each game last season.

## PULLING OUT THE CLOSE ONES

After a close 26-23 victory over the Utes, the Cougars have won 11 consecutive games decided by seven points or fewer, including three this season.

## DON'T LOOK BACK

In the Bronco Mendenhall era, BYU is 42-4 when leading at halftime and 40-1 when taking a lead into the fourth quarter.

Mendenhall's teams have won 27 straight games when leading by at least 14 points at the halftime break, 74 overall as a team. The last time BYU lost a game after leading by at least 14 points at the half was on Oct. 10, 1987 when it lost, 29-27, in its homecoming game against Wyoming.

## 10-2 THROUGH 12 GAMES

Since Bronco Mendenhall took over the program in 2005, BYU has closed the regular season with 10-2 records or better in three straight seasons. Defeating Utah gives the Cougars another 10-2 season record, marking the 14th time in program history and extending the current streak to four. Never before has a BYU coach led his team to four consecutive 10-2 records.

## FLAG BEARER



BYU has a tradition of selecting a player before each game to run the team flag onto the field. In 2008, the team implemented a new tradition—an alumni flag. The team selects a former Cougar to carry out the alumni flag, along with the chosen current player who runs out with the current team flag. Both flags are white with a blue “Y” logo. The team flag has been signed by each member of the team, while the alumni flag has been signed by former BYU players. Their signatures reflect their commitment to uphold the tradition, spirit and honor of the BYU football program and to be a flag bearer of the University. As part of the 25-year anniversary celebration of BYU's national championship, each alumni chosen to carry out the flag this year will be a member of the 1984 team.

### GAME

Oklahoma  
Tulane  
Florida State  
Colorado State  
Utah State  
UNLV  
San Diego State  
TCU  
Wyoming  
New Mexico  
Air Force  
Utah

### ALUMNI FLAG BEARER

Robbie Bosco (QB)  
Kyle Morrell (DB)  
Lee Johnson (K/P)  
Steve Haymond (DB)  
Mark Bellini (WR)  
Adam Haysbert (WR)  
Leon White (LB)  
Kelly Smith (WR)  
Larry Hamilton (DL)  
David Neff (LB)  
Marv Allen (LB)  
Jim Herrmann (DL)

### TEAM FLAG BEARER

Brett Denney (DL)  
Terence Brown (OL)  
Scott Johnson (DB)  
RJ Willing (OL)  
Coleby Clawson (LB)  
Manase Tonga (RB)  
Jeff Bell (LB)  
Brenden Gaskins (QB)  
Terrance Hooks (LB)  
Parker Mangum (TE)  
Shawn Doman (LB)  
Matt Reynolds (OL)

## RACKING UP THE WEEKLY AWARDS

Based on their performances, Cougars are continuing to accumulate weekly awards on both the Mountain West Conference and national levels.

### PLAYER

Max Hall  
Max Hall  
Max Hall  
Andrew Rich  
Max Hall  
Dennis Pitta  
Harvey Unga  
Max Hall  
Max Hall  
Jan Jorgensen  
Max Hall

### AWARD

Walter Camp National Offensive Player  
Davey O'Brien Quarterback  
MWC Offensive Player  
MWC Defensive Player  
MWC Offensive Player  
John Mackey National Tight End  
MWC Offensive Player  
MWC Offensive Player  
MWC Offensive Player  
MWC Defensive Player  
MWC Offensive Player

### GAME (Week)

Oklahoma (Sept. 5)  
Oklahoma (Sept. 5)  
Oklahoma (Sept. 5)  
Oklahoma (Sept. 5)  
Tulane (Sept. 12)  
Utah State (Oct. 2)  
UNLV (Oct. 10)  
San Diego State (Oct. 17)  
Wyoming (Nov. 7)  
Wyoming (Nov. 7)  
Air Force (Nov. 21)



# 2009 COUGAR FOOTBALL TEAM NOTES

## BAUMAN & JOHNSON NAMED ACADEMIC ALL-AMERICAN



ESPN the Magazine announced its Academic All-America Football Teams, a list that included two seniors on the BYU football team. Defensive back Scott Johnson and linebacker Matt Bauman were voted to the first and second teams, respectively. This is the second Academic All-America award for Bauman who was a first-team selection in 2008.

Johnson, a team captain and exercise science major, has started 10 games this season to go along with the nine he started in 2008. A three-time Academic All-MWC selection and two-time MWC Scholar Athlete, he plans to attend medical or dental school following graduation. Johnson leads the team with three interceptions, including two in the Cougars' 59-21 win over UNLV. He is currently third on the team with 59 tackles, 39 of those solo takedowns.

Majoring in finance, Bauman has a 3.91 GPA, the second-highest on the team. A team captain, he has started 10 of BYU's 11 games this season after starting all 13 in 2008. The native of Salt Lake City is a three-time Academic All-Mountain West Conference selection and a two-time MWC Scholar Athlete. Bauman plans to attend business school following graduation and has already been named a 2009 National Scholar Athlete by the National Football Foundation & College Hall of Fame.

Dating back to 1966, 62 BYU student-athletes have earned Academic All-America honors, accumulating 86 citations. Twenty-nine of those honorees have come from the BYU football team, with the program's most recent CoSIDA Academic All-Americans being Bauman, offensive lineman David Oswald and defensive back Kellen Fowler in 2008.

Utah's Zane Beadles is the only other Mountain West Conference student-athlete represented.

To be eligible, a student-athlete must be a varsity starter or key reserve, maintain a cumulative grade point average of 3.30 on a scale of 4.00, have reached sophomore athletic and academic standings at his/her current institution and be nominated by his/her sports information director.


## CURRENTLY SERVING MISSIONS...

There are 45 members of the BYU football program currently serving two-year church missions in 18 different countries, including Australia, Brazil, Canada, Chile, Costa Rica, Ghana, Japan, Korea, Madagascar, Marshall Islands, Mexico, New Zealand, Panama, Phillipines, Puerto Rico, Russia, South Africa and the United States. Members of the BYU football program who are currently serving missions cover six of the globe's seven continents and speak a total of eight different foreign languages, including Filipino, Japanese, Korean, Malagasy, Marshallese, Portuguese, Russian and Spanish.

## SERVED MISSIONS...

The September issue of ESPN the Magazine featured a story on sophomore defensive lineman, Romney Fuga, one of the 60 players on the team roster who has served a church mission (57-percent). Fuga recently returned home from a mission to Madagascar.

Current members of the BYU football team have served missions in a total of 23 different countries around the world, including Argentina, Australia, Brazil, Canada, Chile, Colombia, Costa Rica, Dominican Republic, England, Germany, Honduras, Italy, Japan, Madagascar, Mozambique, New Zealand, Phillipines, Puerto Rico, Samoa, Spain, Taiwan, United States and Uruguay. Current members of the BYU football team have served missions in 15 different states, including California, Colorado, Idaho, Indiana, Iowa, Kentucky, Maryland, Minnesota, Missouri, New Mexico, New York, Oregon, Pennsylvania, Tennessee and Texas. Current members of the BYU football team who have previously served church missions speak a total of nine different foreign languages, including Filipino, German, Italian, Japanese, Malagasy, Mandarin, Portuguese, Samoan and Spanish.



Defensive lineman Romney Fuga

## WHAT IS A MISSION, YOU ASK?

The Church's missionary program is one of its most recognized characteristics. "Mormon" missionaries can be seen on the streets of hundreds of major cities in the world as well as in thousands of smaller communities. More than 50,000 missionaries are serving missions for The Church of Jesus Christ of Latter-day Saints at any one time. Most are young people under the age of 25, serving in nearly 350 missions throughout the world. Missionaries can be single men between the ages of 19 and 25, single women over the age of 21 or retired couples. Missionaries receive their assignment from Church headquarters and are sent only to countries where governments allow the Church to operate. Missionaries do not request their area of assignment and do not know beforehand whether they will be required to learn a language. Prior to going to their assigned area, missionaries spend a short period of time at one of 17 missionary training centers throughout the world. There they learn how to teach the gospel in an orderly and clear way and, if necessary, they begin to learn the language of the people they will be teaching. The largest training center is in Provo, Utah, with additional centers in Argentina, Brazil, Chile, Colombia, Dominican Republic, England, Guatemala, Japan, Mexico, New Zealand, Peru, the Philippines, Spain and South Korea. A typical missionary day begins by waking at 6:30 a.m. for personal study. The day is spent proselytizing by following up on appointments, visiting homes or meeting people in the street or other public places. Missionaries end their day by 10:30 p.m. In some parts of the world, missionaries are sent only to serve humanitarian or other specialized missions. Those missionaries do not proselytize. Missionary work is voluntary. Missionaries fund their own missions — except for their transportation to and from their field of labor — and are not paid for their services. Contacts with family and friends during this time of service are limited to letters and occasional phone calls to family at special times. Missionaries avoid entertainment, parties or other activities common to this age-group as long as they are on their missions, so they can focus entirely on the work of serving and of teaching others the gospel of Jesus Christ.

## FUTURE MISSIONARIES

As the 2009 team approaches its final games of the season, several players have received mission calls and will report early in the new year. The following is a list of players who have received their calls so far:

PLAYER	MISSION
Terrance Alletto (OL)	California Riverside
Josh Hamblin (QB)	Chile Osorno
Brett Thompson (WR)	Kentucky Louisville
Russell Tialavea (DL)	Chile Santiago West
Victor Unga (DL)	Hawaii Honolulu





# 2009 COUGAR FOOTBALL TEAM NOTES

## BEST IN THE MOUNTAIN WEST

Since the Mountain West Conference was formed in 1999, BYU has posted a record of 59-23 against league opponents, marking the most wins of any other conference opponent. The Cougars have also won a league-best four MWC titles (1999, 2001, 2006 and 2007). Listed below is the all-time MWC standings:

TEAM	W	L	PCT.
BYU	59	23	.720
Utah	56	26	.698
Air Force	42	40	.512
Colorado State	41	41	.500
New Mexico	41	41	.500
TCU	33	7	.842
San Diego State	30	52	.366
Wyoming	24	58	.293
UNLV	22	60	.272

(Through games as of Nov. 28, 2009)

## 2009 MWC STANDINGS

TEAM	OVERALL	MWC
TCU	12-0	8-0
BYU	10-2	7-1
Utah	9-3	6-2
Air Force	7-5	5-3
Wyoming	6-6	4-4
UNLV	5-7	3-5
San Diego State	4-8	2-6
New Mexico	1-11	1-7
Colorado State	3-9	0-8

## CELEBRATING 25 YEARS



2009 is the 25-year anniversary of BYU's 1984 National Championship season. The 2009 BYU football team has been honoring the 1984 team

this coming season. The 25-year Silver Anniversary logo is displayed on the players' helmets and on season tickets, game programs, the media guide, team posters and the annual game-day t-shirt.

As part of honoring the 25-year anniversary, BYU wore royal blue uniforms in its game against Utah on Nov. 28. The uniforms were only worn for the final home game and be available for purchase via auction on BYUCougars.com to help fund athletic scholarships.

## A FAMILY TRADITION

Several members of the football team have a relative currently or formerly involved with BYU Athletics. The following is a list of players and their relative(s):

PLAYER	RELATIVE (RELATION)	SPORT
Nick & Terrance Alletto	Dan Alletto (brother)	Football
Jordan Atkinson	Dave Atkinson (father)	Football
	Chick Atkinson (grandfather)	Football (head coach)
Matt Bauman	Michael Bauman (brother)	Rugby
Jeff Bell	Tom Bell (father)	Football
	Rosemary (mother)	Basketball
	Marianne Bell (sister)	Basketball
Craig Bills	KC, Kelly & Kevan Bills (brothers)	Football
Stephen Covey	Sean Covey (uncle)	Football
Brett Denney	Ryan and John Denney (brothers)	Football
Shawn Doman	Brandon Doman (cousin)	Football
Matthew Edwards	LaVell Edwards (grandfather)	Football (head coach)
	John Edwards (father)	Track
	Jim Edwards (uncle)	Football
Steven Fisher	Mike Fisher (brother)	Football
Jameson Frazier	Danny Frazier (father)	Football
Ryan Freeman	Erik and Mark (brothers)	Football
Andrew George	Richard George (father)	Track & Field
Spencer Hafoka	Saia Hafoka (brother)	Football
Braden & Chase Hansen	Brock Hansen (brother)	Football
McKay Jacobson	Hally Jacobson (mother)	Cheerleading
	Jeniel Jacobson (sister)	Cheerleading
Scott Johnson	Jason Johnson (brother)	Tennis
Tucker Lamb	Barry Lamb	Football (assistant coach)
Carter Mees	Mike Mees (father)	Football
Blake Morgan	Mike Morgan (father)	Football
	Rex Morgan (brother)	Football
Mike Muehlmann	Chris Muehlmann (brother)	Football
John Pace	Corey Pace (father)	Football
Mitch Payne	Matt Payne (brother)	Football
Jordan Pendleton	Kirk Pendleton (father)	Football
Matt & Houston Reynolds	Lance Jr. and Dallas Reynolds (brothers)	Football
	Lance Reynolds (father)	Football
Jared & Jordan Richardson	Brock Richardson (brother)	Football
Brad Sorensen	Daniel Sorensen (brother)	Football
Jason Spredon	Casey Thurston (sister)	Volleyball
Jadon Wagner	Aaron Wagner (brother)	Football
R.J. Willing	Emi Willing (wife)	Softball
Harvey Unga	Jackson Unga (father)	Football
	Victor Unga (brother)	Football
Jordan Winger	Chris Hoke (brother)	Football

## BAND OF BROTHERS...LITERALLY

The Cougars have used the motto "Band of Brothers" for several years, but this year the team took that quite literally. There are currently five pairs of brothers on the team, as well as five other sets consisting of one current player and one missionary who will return to play at BYU.

### Both Current Players

Nick & Terrance Alletto  
Rhen & Terence Brown  
Braden & Chase Hansen  
Houston & Matt Reynolds  
Jared & Jordan Richardson

### One Current Player & One Missionary

Craig & Kevan Bills  
Matt & Mitch Mathews  
Zane & Zeke Mendenhall  
Blake & Rex Morgan  
Brad & Daniel Sorensen

## HOLY MATRIMONY

BYU has long held the distinction of having the most married players of any other school in the country. This year is no exception. BYU has 41 players who are married, seven of which have children (Bernard Afutiti, Brandon Bradley, Coleby Clawson, Andrew George, Jason Spredon, Manase Tonga and Dan VanSweden).



# 2009 COUGAR FOOTBALL OFFENSIVE NOTES

## ANOTHER 1,000-YARD SEASON

Junior running back Harvey Unga's 116 yards rushing against Utah increased his season total to 1,016. Unga has now racked up 1,000-yard rushing seasons each of the past three years—the first Cougar to ever do so. He had 1,227 as a freshman in 2007 and 1,132 as a sophomore in 2008.

## DOUBLE THREAT

With his 10-yard reception with 6:35 remaining in the third quarter against SDSU, junior running back Harvey Unga became one of only nine Cougars to record over 1,000 career yards through the air and on the ground. Unga currently has 1,070 yards receiving and 3,384 yards rushing.

Other Cougars who accomplished this feat are Curtis Brown, Jamal Willis, Lakei Heimuli, Luke Staley, Hema Heimuli, Todd Christensen, Scott Phillips and Fred Whittingham.

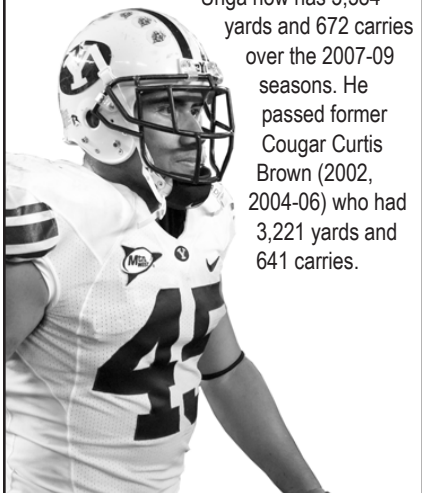
## REACHING 3,000 YARDS

After running for 123 yards against No. 8 TCU, Unga reached the 3,000 career yard mark, making him only the second Cougar to do so. Curtis Brown is second at BYU all-time with 3,221 yards on the ground (2002, 2004-06). Unga currently has 3,384 career yards.

## NEW BYU RUSHING LEADER

Junior Harvey Unga's 5-yard run with 3:00 remaining in the first quarter against Air Force moved him into first place on BYU's all-time career rushing list. He also became BYU's all-time leader in carries four plays later.

Unga now has 3,384 yards and 672 carries over the 2007-09 seasons. He passed former Cougar Curtis Brown (2002, 2004-06) who had 3,221 yards and 641 carries.



## CURRENT NATIONAL RANKINGS

### TEAM RANKINGS

Category	National Rank	Actual	National Leader	Actual	Conference Rank
Passing Offense	12	288.92	Houston	450.00	1
Total Offense	18	437.08	Houston	581.23	2
Scoring Offense	12	34.75	Boise State	44.15	2
Passing Efficiency	4	161.57	Cincinnati	166.19	2
Fumbles Lost	T-30	8	Oregon State	2	T-4
Tackles For Loss Allowed	T-8	4.00	Stanford	3.25	2
First Downs	13	22.75	Houston	31.23	2
3rd-Down Efficiency %	1	55.48	--	--	1
Red Zone Efficiency %	T-20	88.0	Oregon State	96.0	1
Time of Possession	29	30:55	Georgia Tech	34:18	3

### INDIVIDUAL RANKINGS

Category	Player	National Rank	Actual	National Leader	Actual	Conf. Rank
Completions per Game	Max Hall	20	21.33	Keenum (Houston)	36.00	1
Passing Yards per Game	Max Hall	9	280.67	Keenum (Houston)	419.15	1
Total Passing Yards	Max Hall	8	368	Keenum (Houston)	5449	1
Passing Efficiency	Max Hall	3	160.93	Moore (Boise State)	167.35	1
Total Offense per Game	Max Hall	14	287.17	Keenum (Houston)	429.31	1
Pts Responsible For per Game	Max Hall	T-9	16.00	Keenum (Houston)	22.00	1
Receiving Yards per Game (TE)	Dennis Pitta	1	65.33	--	--	1
Total Receiving Yards (TE)	Dennis Pitta	1	784	--	--	1
Rushing Yards per Game	Harvey Unga	37	92.36	Mathews (Fresno St.)	151.27	1

## HE WHO SCORES FIRST...

Utah was the first to score on Nov. 28 on a 39-yard field goal with 11:16 remaining in the first quarter. The Cougars' opponents have been the first to score in six games this season, the others being Oklahoma, Florida State, Utah State, TCU and New Mexico. The Cougars are 4-2 in those six games.

## THIRD-DOWN CONVERSIONS

The Cougars lead the nation in third-down conversion percentage, converting a total of 86-of-155 attempts, 55-percent. In its 10 wins this season, the offense converted 58-percent of its third-downs.

## QUARTER REPORT

Totaled, BYU has outscored its opponents in every quarter this season, with the defense holding them scoreless in a combined 16 quarters, including a shutout win over Wyoming.

	1st	2nd	3rd	4th	Total
BYU	68	152	91	100	417
OPPONENTS	55	64	54	84	260

## T-BIRDS CONTRIBUTE



BYU's 2005 recruiting class boasted four Timpview HS (Provo, Utah) graduates, three of which are current starters for the BYU offense—wide receiver Luke Ashworth, offensive lineman Matt Reynolds and running back Harvey Unga. Reserve wide receiver Stephen Covey was the fourth T-Bird to sign that year. As seniors the foursome led Timpview to the 2004 4-A State Championship and each received numerous all-state and all-region honors.

Ashworth earned his first start of the 2009 season during the Utah State game when he set career highs with five receptions for 91 yards and his first touchdown as a Cougar.


As the only returning starter on BYU's offensive line, Reynolds earned freshman All-America honors in 2008, first-team All-MWC recognition in 2009 and continues to provide consistent play at the left tackle spot.

Since earning MWC Freshman of the Year honors in 2007, Unga has recorded three consecutive 1,000-yard rushing seasons and broken BYU's career rushing record.

There is a total of nine Timpview graduates on the current BYU roster.



# 2009 COUGAR FOOTBALL OFFENSIVE NOTES



### CONSECUTIVE CATCHES

All-American tight end Dennis Pitta caught his first pass against Utah, a 17-yard completion, with 10:22 to play in the second quarter. The senior has caught a pass in 42 consecutive games dating back to Oct. 23, 2004 (at Air Force), prior to his mission. Those 42 games extend a BYU program record previously held by Glen Kozlowski with 38.

### SURPASSING HUDSON

With his 9-yard reception with 4:00 remaining in the second quarter of the SDSU game, Pitta became BYU's all-time leading tight end, surpassing Gordan Hudson's 2,484 career receiving yards (1981-83). As a Cougar, Pitta has racked up 2,856 receiving yards.

He also passed Hudson as BYU's career receptions leader among tight ends earlier this season during the CSU game and now has 216 career catches.

His 20 career touchdowns also place him second behind Hudson (22) in touchdown receptions by a tight end.

### PITTA PASSES COLLIE

With his 14-yard reception with 25-seconds remaining in the first half against Utah, tight end Dennis Pitta (2004, 07-09) surpassed former Cougar receiver Austin Collie as BYU's all-time leader in receptions. Collie accumulated 215 receptions over his career from 2004, 2007-08. Pitta now has 216 career receptions.

### MACKEY FINALIST

Pitta is one of three finalists for the 2009 John Mackey Award. The John Mackey Award, established in 2001, is given annually to the most outstanding tight end in college football.

Joining Pitta as finalist are Dorin Dickerson, a senior at Pittsburgh and Aaron Hernandez a junior at Florida.

### HALL PASSES DETMER'S WIN RECORD

With the Cougars' 38-21 win over Air Force, senior quarterback Max Hall earned his 30th career wins as the starting play-caller for BYU, surpassing Heisman Trophy winner Ty Detmer on BYU's all-time list, who racked up 29 wins during his career from 1988-91. After defeating Utah, Hall now has 31 career wins.

### SCORING HALL PASSES

Quarterback Max Hall recorded two touchdown passes against Utah, giving him 30 on the year. Those 30 touchdown passes have been to 10 different members of the BYU receiving corp. Hall has now thrown a touchdown pass in 35-of-38 career games, including all 12 games this season.

### 10,000 YARDS PASSING

Hall's 134 yards passing against Utah give him 11,173 career passing yards, second-most in BYU program history. The only other two BYU quarterbacks to have ever surpassed the 10,000-yard mark were John Beck (2003-06) with 11,021 and Heisman Trophy winner Ty Detmer (1988-91) with 15,031.

### REWRITING MWC RECORD BOOK

After throwing four touchdown passes against Wyoming, Hall became the MWC leader in career touchdown passes, surpassing former Cougar John Beck who had 79. Another one of Beck's league record was broken during the Wyoming game--his 17 career 300-yard passing games. Throwing for 312 yard versus the Cowboys, Hall achieved his 18th 300-yard passing game. He currently has 20 300-yard games and 91 touchdown passes.

Following his 33-yard completion to McKay Jacobson early in the third quarter of the Air Force game, Hall surpassed Beck's MWC leading 11,060 career total offensive yards. His 18-yard completion to Andrew George late in the fourth quarter also moved him into first place in career passing yards. The record was previously held by Beck with 11,021. The senior now has 11,173 passing yards over the past three seasons.



### THREE CONSECUTIVE 3,000 YARD SEASONS

After throwing for 377 yards against Air Force on Nov. 21, Hall totaled 3,234 yards on the season. He now has 3,368 yards. It marks the third consecutive year the senior has accumulated 3,000 yards or more--only the second time in program history with Heisman Trophy winner Ty Detmer (1989-91) being the only other Cougar to do so. After transferring to BYU from Arizona State, Hall put up 3,848 yards in 2007 and 3,957 yards in 2008.

### COMPARED TO THE GREATS...

As he plays through his senior season, quarterback Max Hall is putting up numbers similar to, if not better than, the legendary quarterbacks that came before him.

### MAX HALL vs. BYU ALL-AMERICAN QUARTERBACKS CAREER RECORDS

	Games	Attmp.	Comp.	Int.	Pct.	Yards	TD
Gifford Nielsen (1975-77)	25	708	415	29	.586	5,833	55
Marc Wilson (1977-79)	32	937	535	46	.571	7,637	61
Jim McMahon (1978-81)	36	1,056	653	34	.618	9,536	84
Steve Young (1980-83)	31	309	592	33	.653	7,733	56
Robbie Bosco (1983-85)	31	997	638	36	.640	8,400	66
Ty Detmer (1988-91)	<b>46</b>	<b>1,530</b>	<b>958</b>	65	.626	<b>15,031</b>	<b>121</b>
Steve Sarkisian (1995-96)	25	789	528	<b>26</b>	<b>.669</b>	7,464	53
John Beck (2003-06)	43	1,418	855	34	.624	11,021	79
Max Hall (2007-09)	38	1,352	884	40	.654	11,173	91





# 2009 COUGAR FOOTBALL DEFENSIVE NOTES

## POSITION CHANGES

Several players switched positions since the end of the 2008 season, including:

- Landon Jaussi (WR to DB)
- Jordan Pendleton (DB to LB)
- Vic So'oto (LB to DL)
- Jadon Wagner (LB to DL)

## CONSECUTIVE STARTS

The Utah game marked senior defensive lineman Jan Jorgensen's 51st straight career start. During that streak, Jorgensen has started every game of his collegiate career and set a new MWC all-time career sack record in 2008 with 22.5. Jorgensen's first career start came against Arizona on Sept. 2, 2006.

## FUMBLE RECOVERIES

Senior linebacker Shawn Doman recovered an Air Force fumble late in the first quarter, forced by defensive back Scott Johnson. With the BYU offense back on the field, Max Hall led a 10-play, 69-yard scoring drive, capped by an 8-yard touchdown pass to Dennis Pitta to give the Cougars a 10-0 lead.

Defensive lineman Brett Denney forced a fumble on the Falcon's first drive of the second half, recovered by defensive lineman Russell Tialavea. The turnover resulted in a 10-yard touchdown pass from Hall to O'Neill Chambers, his first touchdown of the 2009 season. The Cougars have now recovered eight fumbles in 11 games.

## BLOCK PARTY

On Nov. 14 defensive back Andrew Rich kept the Lobos from scoring a late field goal to end the first half by blocking a 46-yard attempt. It marked the junior's first career block. As a team, BYU has blocked two kicks this season. The first was a blocked punt by sophomore Matt Marshall in the USU game.

## JORGENSEN BREAKS MWC RECORD

Senior Jan Jorgensen's tackle for loss on the Falcon's final possession of the first half on Nov. 21 moved him past TCU's Chase Ortiz who held the previous MWC career record with 41.5. Jorgensen now has 44 career tackles for loss.

## CURRENT NATIONAL RANKINGS

### TEAM RANKINGS

Category	National Rank	Actual	National Leader	Actual	Conference Rank
Rushing Defense	23	112.00	Texas	62.15	2
Total Defense	35	331.08	TCU	233.25	4
Scoring Defense	T-34	21.67	Alabama	11.00	4
Passes Intercepted	T-33	13	Texas	24	4
Pass Efficiency Def.	48	122.12	Alabama	88.81	4
1st-Down Defense	T-45	18.50	TCU	12.08	4
Red Zone Eff. Defense	T-44	.80	Penn State	.65	T-4

### INDIVIDUAL RANKINGS

Category	Player	National Rank	Actual	National Leader	Actual	Conf. Rank
Passes Defended per Game	Brian Logan	2	1.42	Cox (Oklahoma St.)	1.73	1
Passes Intercepted per Game	Andrew Rich	T-40	.33	Moore (UCLA)	.75	T-2
Fumbles Recovered per Game	Shawn Doman	T-14	.25	Silvestro (Rutgers)	.33	2

## PAPER OR PLASTIC?

Sophomore linebacker Jordan Pendleton recorded his third sack of the season for a 14-yard loss with 2:19 remaining in the first half against Utah on Nov. 28. Senior defensive lineman Jan Jorgensen picked up a sack on Utah's opening drive of the second half, giving him 6.5 on the year. Collectively the Cougars have recorded 25 sacks in their 12 games this season.

## COUGAR PICKS

Defensive back Andrew Rich picked off his third interception of the season, second in as many games, with less than one minute to play in the second quarter against Utah, returning it for 52 yards. With one final chance to score before the halftime break, Mitch Payne converted a 37-yard field goal to give the Cougars a 13-6 lead. The Cougar defense has snagged 13 interceptions through 12 games.

## BACK-TO-BACK SHUTOUTS

BYU's 52-0 win over Wyoming marked its second consecutive shutout win against the Cowboys after a 44-0 victory in Provo last season. It also marks the Cougars' first shutout win on the road since a 27-0 win at UNLV in 1999.


Dating back to Harvey Unga's 2-yard touchdown run in BYU's 35-10 win over Wyoming on Nov. 17, 2007, the Cougars have scored 103 unanswered points against the Cowboys. Over the past three meetings, BYU has outscored Wyoming 186-17. Including the last two shutouts, the Cougars defeated the Cowboys 35-10 in 2007 and 55-7 in Provo in 2006.

## BAUMAN NAMED NFF SCHOLAR ATHLETE

Senior linebacker Matt Bauman was recognized by The National Football Foundation & College Hall of Fame (NFF) as they announced the 2009 National Scholar-Athlete class. The 16 members of the class will each receive an \$18,000 post-graduate scholarship and vie as finalists for the William V. Campbell Trophy, formally known as the Draddy Trophy.

Student-athletes were selected as the best and the brightest from the college gridiron, from a nationwide pool of 154 semifinalists among all NCAA divisions and the NAIA.

A team captain and a two-year starter at linebacker, Bauman is BYU's fourth NFF National Scholar-Athlete and its first since 2000. Other Cougars who received the honor were Stephen Miller (1976), Steve Young (1983) and Jared Lee (2000).



Defensive back Scott Johnson



# 2009 COUGAR FOOTBALL SPECIAL TEAMS NOTES

## NEW MWC LEADER

Junior kicker Mitch Payne's made extra-point following BYU's touchdown with 10:11 to play in the third quarter against Utah gave him a career total of 151, surpassing the previous MWC career leader, his older brother, Matt Payne (2001-04).

## PAYNE PUTTING UP POINTS

Payne scored 12 points in BYU's 54-3 win over Tulane. He made two field goals from 31 and 20 yards, respectively, and also converted PAT's on six of the Cougars' seven touchdowns.

The junior has converted 54-of-55 PATs on the season and 9-of-13 field goal attempts, giving him a total of 81 points, the most on the team.

Payne made a career-long 49-yard field goal in BYU's 38-21 win over Air Force, scoring the Cougars' first points of the game. His previous career-long was a 46-yarder against the Falcons in 2008.



Kicker Mitch Payne & holder Matt Marshall

## CURRENT NATIONAL RANKINGS

### TEAM RANKINGS

Category	National Rank	Actual	National Leader	Actual	Conference Rank
Net Punting per Game	38	36.97	Georgia	42.84	6
Punt Ret Yd Defense	33	6.53	Oklahoma	1.47	4
Kickoff Return Avg.	46	22.55	TCU	30.62	4

### INDIVIDUAL RANKINGS

Category	Player	National Rank	Actual	National Leader	Actual	Conf. Rank
Kickoff Returns	O'Neill Chambers	36	25.58	Fisher (Indiana)	37.35	2

## IT'S BEEN A WHILE

BYU has been unable to return a kickoff for a touchdown for 142 consecutive games. Mike Rigell was the last Cougar to accomplish the feat, turning in a 96-yard touchdown in a 31-9 victory at Hawaii on October 17, 1998.

The last time BYU returned a punt for a touchdown was back on Nov. 9, 2006 when freshman McKay Jacobson ran one back 77 yards. Forty games have passed since then.

## "O" SO CLOSE

Sophomore O'Neill Chambers' 97-yard kickoff return during the fourth quarter of the UNLV game marked the longest for a BYU player since Mike Rigell's 96-yard return for a touchdown in 1998.

Chambers also came close to returning a punt for a touchdown during the Utah game but fell seven-yards short. His career-long 43-yard return set up first-and-10 for BYU on Utah's seven-yard line. It was the Cougars' longest punt return since Jacobson's 77-yarder in 2006.

## NO PUNTS

Freshman Riley Stephenson did not punt the entire Tulane game, marking the first time that has happened to BYU since a 56-34 win over Colorado State on Nov. 1, 2001.

He also did not punt during the first half of the Florida State game. Stephenson's first and only punt of the game came early in the third quarter.

Stephenson has only punted 38 times through 12 games this season, averaging 3.2 per game.



# 2009 COUGAR FOOTBALL COACHES NOTES

## UP OR DOWN

Following is a break down of the BYU coaching staff's location during the game:

- In the Pressbox** Robert Anae (OC)  
Lance Reynolds (RB)  
Barry Lamb (OLB)
- On the Field** Bronco Mendenhall (HC)  
Brandon Doman (QB)  
Jaime Hill (DC/DB)  
Mark Weber (OL)  
Patrick Higgins (STC/WR)  
Paul Tidwell (ILB)  
Steve Kaufusi (DL)

## A BYU COACHING FIRST

With a 38-28 win over San Diego State on Oct. 17, 2009, the Cougars picked up their sixth win of the season, qualifying for their fifth straight bowl game. BYU head coach Bronco Mendenhall became the first coach in BYU history to qualify for five straight bowl games in his first five years. Mendenhall currently ranks second behind LaVell Edwards with the most postseason appearances in BYU football history.

COACH	BOWL GAMES
LaVell Edwards (1972-2000)	22
Bronco Mendenhall (2005-present)	5
Gary Crowton (2001-2004)	1

## PROFESSIONAL EXPERIENCE

The BYU coaching staff has four members who have played football in the National Football League or the old USFL. Associate Head Coach and running backs coach Lance Reynolds was drafted by the Pittsburgh Steelers in 1978 and also played at Philadelphia. Offensive coordinator Robert Anae was drafted in the third round by the New Jersey Generals of the USFL. Quarterbacks coach Brandon Doman was drafted by the San Francisco 49'ers in 2002 and also played with the Washington Redskins. Steve Kaufusi also has NFL experience.

## BEST OF THE BUNCH

Following the 2004 season, Bronco Mendenhall was one of 13 men who received their first head football coaching job at the Football Bowl Subdivision (Division I-A) level. Of those 13 coaches, Bronco Mendenhall has compiled the best overall record to date. Following is a list of the coaches and their current records.

HEAD COACH, SCHOOL	RECORD
Bronco Mendenhall, BYU	48-15
Kyle Whittingham, Utah	46-17
Skip Holtz, Eastern Carolina	37-25
Mike Gundy, Oklahoma State	36-26
Dave Wannstedt, Pittsburgh	34-25
Bill Cubit, Western Michigan	33-28
Charlie Weis, Notre Dame	Fired on Nov. 30, 2009
Mark Snyder, Marshall	Resigned on Nov. 28, 2009
Mike Sanford, UNLV	Fired on Nov. 15, 2009
Ed Orgeron, Mississippi	Fired on Nov. 24, 2007
Brent Guy, Utah State	Fired on Nov. 17, 2008
Greg Robinson, Syracuse	Fired on Nov. 17, 2008
Shane Montgomery, Miami (OH)	Resigned on Nov. 29, 2008

## BYU COACHING STAFF

Head Coach	Bronco Mendenhall, 5th yr.
Assistant Head Coach/Running Backs	Lance Reynolds, 27th yr.
Offensive Coordinator	Robert Anae, 5th yr.
Defensive Coordinator/Secondary	Jaime Hill, 4th yr.
Quarterbacks	Brandon Doman, 5th yr.
Offensive Line	Mark Weber, 2nd yr.
Wide Receivers/Special Teams Coordinator	Patrick Higgins, 5th yr.
Defensive Line	Steve Kaufusi, 8th yr.
Outside Linebackers	Barry Lamb, 16th yr.
Inside Linebackers/Recruiting	Paul Tidwell, 9th yr.
Head Strength and Conditioning	Jay Omer, 9th yr.

## BYU SUPPORT STAFF

Director of Football Operations	Duane Busby
Football Operations Intern	Cort Trejo
Equipment Manager	Mick Hill
Head Trainer	Kevin Morris
Assistant Trainer	Jeff Hurst
Graduate Assistant, Defense	Nick Howell
Graduate Assistant, Offense	Justin Anderson
Intern, Defense	Kelly Poppinga
Intern, Defense	Shaun Nua
Orthopedic Surgeon	Dr. Kirt Kimball
Team Physician	Dr. Mitch Pratte
Video Coordinator	Matt Blackner
Assistant to Head Coach	Amy Goodman
Football Secretary	Shirley Johnson
High School Relations Coordinator	Patrick Hickman
Academic Coach	Jim Hamblin
Media Relations Director	Brett Pyne
Asst. Media Relations Director	Carey Hoki
Special Events Director	Larry Duffin
Ticket Manager	David Miles
Director, Photo Services	Mark Philbrick



# 2009 COUGAR FOOTBALL HEAD COACH BRONCO MENDENHALL



## BRONCO MENDENHALL FIFTH SEASON

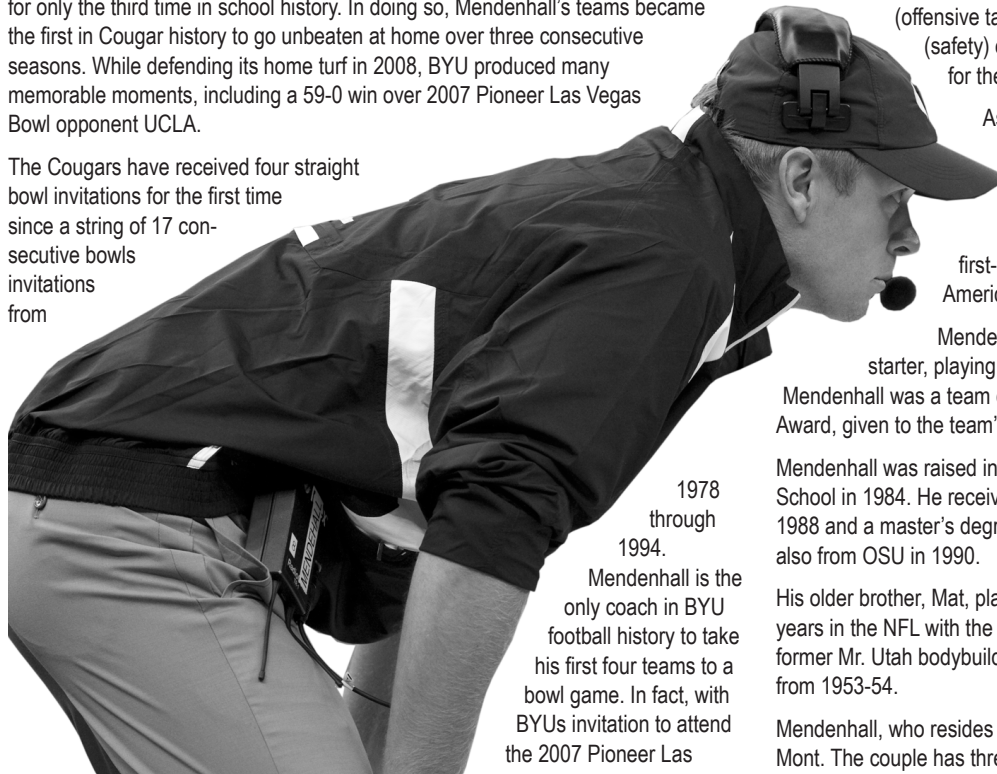
During his four seasons as the head coach at Brigham Young, Bronco Mendenhall has returned the Cougars to the ranks of the nation's top teams. Taking over a BYU program in 2005 that had not enjoyed a winning season since 2001, Mendenhall has guided his teams to four straight bowl invitations, two outright Mountain West Conference championships and consistent national top-25 rankings.

After a 6-6 season in 2005, Mendenhall's Cougars have earned a 32-7 record over the past three seasons, including two Pioneer Las Vegas Bowl victories in 2006 and 2007. Only five teams in the last three years have won more games than BYU. Boasting a 38-13 overall record, Mendenhall has coached his team to 20 wins in the last 23 games to help the Cougars become one of only nine teams to be ranked in the final BCS standings in each of the last three seasons.

In his first season, Mendenhall led BYU to a 6-5 regular-season record and earned an invitation to the Pioneer Las Vegas Bowl -- the team's first postseason bowl appearance in three seasons. Over the next two seasons, he coached the Cougars to back-to-back 11-win seasons and claimed consecutive MWC titles with a combined record of 16-0 against league opponents.

In 2008, BYU posted a 10-2 regular season to achieve three straight 10-win seasons for only the third time in school history. In doing so, Mendenhall's teams became the first in Cougar history to go unbeaten at home over three consecutive seasons. While defending its home turf in 2008, BYU produced many memorable moments, including a 59-0 win over 2007 Pioneer Las Vegas Bowl opponent UCLA.

The Cougars have received four straight bowl invitations for the first time since a string of 17 consecutive bowls from



1978  
through  
1994.

Mendenhall is the only coach in BYU football history to take his first four teams to a bowl game. In fact, with BYU's invitation to attend the 2007 Pioneer Las

Vegas Bowl, Mendenhall became the first coach in BYU football history to take a team to a bowl game in three straight seasons during his first three years as a head coach.

On November 17, 2007, Mendenhall led the Cougars to a 35-10 victory over Wyoming to record his 25th career win. With the victory, Mendenhall became the only coach in BYU football history to win 25 games in his first 35 attempts.

Following the 2006 season, Mendenhall was named the American Football Coaches Association Region IV Coach of the Year. In addition, Mendenhall was named by the Football Writers Association of America one of nine finalists for the prestigious Eddie Robinson Coach of the Year Award.

In 2007, BYU finished the season ranked No. 17 in the final BCS standings--three places higher than the 2006 Cougars. In the final polls of the season, BYU finished ranked 14th in both the Associated Press and USA Today Coaches Poll, marking the highest finish for the Cougars since finishing No. 5 following the 1996 season. Defensively, BYU ranked 9th in the nation, allowing just 18.5 points per game.

In 2008, BYU earned a spot in the national polls each week of the season, including a ranking as high as No. 7. With just two regular-season blemishes on its resume with road losses at No. 6 Utah and No. 11 TCU, BYU earned a No. 16 ranking in the final BCS standings and an invitation to the 2008 Las Vegas Bowl. Off the field, only Penn State (4) placed more student-athletes on the ESPN the Magazine Academic All-America First Team than BYU in 2008. Cougar starters David Oswald (offensive tackle), Matt Bauman (linebacker) and Kellen Fowler (safety) each earned the high honor as BYU had three first-teamers for the first time during the same season.

As a player, Mendenhall was a two-year starter at cornerback for Snow College from 1984-85. In his second season, Mendenhall captained the Badgers to a perfect 11-0 record and the NJCAA National Championship.

That same season, he earned many accolades, including first-team all-conference, all-region, second-team NJCAA All-America and JC Gridwire Academic All-America honors.

Mendenhall transferred to Oregon State and was a two-year starter, playing free safety, strong safety and linebacker for the Beavers.

Mendenhall was a team captain as a senior and received the Leo Gribkoff Memorial Award, given to the team's most inspirational player.

Mendenhall was raised in Alpine, Utah, and graduated from American Fork High School in 1984. He received a bachelor's degree in education from Oregon State in 1988 and a master's degree in education with an emphasis in exercise physiology also from OSU in 1990.

His older brother, Mat, played football at BYU from 1975-79, before spending four years in the NFL with the Washington Redskins. Another brother, Marty, was a former Mr. Utah bodybuilder. Mendenhall's father, Paul, was a defensive end at BYU from 1953-54.

Mendenhall, who resides in Alpine, Utah, is married to Holly Johnston of Missoula, Mont. The couple has three sons.

### Coaching Experience:

Oregon State (1989-90)  
Graduate assistant; defensive line

Snow College (1991-92)  
Defensive coordinator; secondary

Northern Arizona (1993-94)  
Secondary (1993)  
Co-defensive coordinator; secondary (1994)

Oregon State (1995-96)  
Defensive line (1995)  
Defensive coordinator; secondary (1996)

Louisiana Tech (1997)  
Secondary

New Mexico (1998-02)  
Defensive coordinator; secondary (1998-02)  
Assistant head coach (2002)

Brigham Young (2003-present)  
Defensive coordinator (2003-04)  
BYU Cougar Club Assistant Coach of the Year (2003)  
Head coach (2005-present)  
AFC Region 5 Coach of the Year (2006)  
MWC Coach of the Year (2006)



# 2009 COUGAR FOOTBALL AWARD CANDIDATES

## ALL-CONFERENCE AWARDS



**#32 DENNIS PITTA – SENIOR**  
**ALL-MWC FIRST TEAM TIGHT END**  
**JOHN MACKEY AWARD FINALIST**  
**AFCA ALL-AMERICAN**

- No. 1 in MWC, No. 1 nationally in total yards receiving by a tight end (784)
- No. 1 in MWC, No. 1 nationally in total receptions by a tight end (57)
- No. 1 in MWC, No. 1 nationally in receiving yards per game by a tight end (65.33)
- No. 1 in MWC, No. 2 nationally in receptions per game by a tight end

- (4.75)
- No. 1 in MWC, No. 3 nationally in touchdown receptions by a tight end (7)
- Named John Mackey National Tight End of the Week (Oct. 13)
- Named Midseason All-America First Team by SI.com, Sporting News, CBS Sports.com and Rivals.com
- MWC Co-Offensive Player of the Week (Nov. 3)
- Leads BYU's No. 12 passing offense in receptions (57), receiving yards (784), receiving yards per game (65.33), catches per game (4.75) and receiving touchdowns (7)
- Earned National Tight End of the Week twice, and Honorable Mention Tight End of the Week five times during 2009 from College Football Performance Awards



**#45 HARVEY UNGA – JUNIOR**  
**ALL-MWC FIRST TEAM RUNNING BACK**

- No. 1 in MWC, No. 37 nationally in rushing yards per game (92.4)
- No. 1 in MWC in total offense among non-quarterbacks (92.4)
- No. 1 running back and No. 4 overall in the MWC in All-Purpose Yards (102.0)
- No. 2 among non-kickers and No. 6 overall in scoring per game (6.0)
- No. 2 (tied) in MWC with 11 touchdowns (10 rushing, one receiving)
- Leads BYU with 1,016 yards rushing and 10 touchdowns while adding 106 yards receiving and one touchdown

- Averages 5.5 yards per carry and achieved a career-long run of 52 yards
- Has led BYU in rushing in every game he played this season, totaling five games over 100 yards
- Season-high 149 yards rushing at UNLV, the most recorded by a BYU player this season
- Rushed for 123 yards (5.9 yards per carry) against MWC's top rushing defense and No. 3-rated overall TCU.
- Set BYU's career rushing record against Air Force while achieving his third-straight 1,000 yard season
- Received Honorable Mention National Running Back of the Week twice by College Football Performance Awards



**#70 MATT REYNOLDS – SOPHOMORE**  
**ALL-MWC FIRST TEAM OFFENSIVE TACKLE**

- Started every game at left tackle helping BYU to No. 14 national ranking and 10-2 record
- Has 63 knock-down blocks on the season
- Season-high 13 knock-down blocks in BYU's win over Utah State
- Consistent passing grades throughout the season
- Helped BYU rank No. 1 in the MWC and No. 1 nationally in third-down conversions (55.48 percent)
- Helped BYU rank No. 1 in the MWC and No. 12 nationally in passing

- offense (288.92 yards/game)
- Helped BYU rank No. 2 in the MWC and No. 20 nationally in total offense (437.08 yards/game)
- Helped BYU rank No. 2 in the MWC and No. 13 nationally in scoring offense (34.75 ppg)
- Helped BYU rank No. 2 in the MWC and No. 13 (tied) nationally in first downs (273)



**#84 JAN JORGENSEN – SENIOR**  
**ALL-MWC FIRST TEAM DEFENSIVE END**

- Team captain
- Named MWC Defensive Player of the Week for his performance against Wyoming which included six tackles, one sack and 1.5 tackles for loss.
- Totaled a season-high 10 tackles in BYU's win over Air Force.
- Has started every game this season, adding to his current streak of 51 consecutive starts, every game of his collegiate career.
- No. 1 on the team with six sacks on the season, contributing to his

- career total of 28.5, tied for a MWC record
- No. 2 in MWC in total tackles by a defensive lineman (56)
- No. 2 (tied) in MWC in sacks during conference games (5)
- No. 8 (tied) in MWC and leads the team in tackles for loss (10.5)
- His 10.5 tackles for loss on the season give him 44 for his career—a new MWC record.
- Helped BYU rank 24th (tied) nationally and 2nd in MWC in rushing defense (112.0)
- Helped BYU rank 34th nationally and 4th in MWC in total defense (331.1)
- Named to 2009 Ted Hendricks Defensive End of the Year Mid-Season Watch List



**#15 MAX HALL – SENIOR**  
**ALL-MWC SECOND TEAM QUARTERBACK**  
**MANNING AWARD FINALIST**

- No. 1 in MWC, No. 3 nationally in pass efficiency (160.9)
- No. 1 in MWC, No. 7 nationally in total passing yards (3,368)
- No. 1 in MWC, No. 8 nationally in points responsible/game (16.00)
- No. 1 in MWC, No. 9 nationally in passing yards/game (280.67)
- No. 1 in MWC, No. 9 nationally completion percentage (70.3)
- No. 1 in MWC, No. 13 nationally in total offense (287.17 yards/game)
- Five-time MWC Offensive Player of the Week in 2009 for perfor-

- mances against No. 3 Oklahoma, Tulane, San Diego State, Wyoming and Air Force
- Walter Camp National Offensive Player of the Week and Davey O'Brien Quarterback of the Week (Sept. 5) and College Football Performance Awards National Player of the Week once, National Quarterback of the Week once, and Honorable Mention National Quarterback of the Week twice during 2009
- Set MWC single-season record with eight 300-yard passing games, breaking his own record of seven he shared with former BYU quarterbacks John Beck and Kevin Feterik and Wyoming's Casey Bramlet
- Has thrown for 30 touchdowns to date, the fifth-best single-season total in MWC history. Hall holds the all-time mark with 35 touchdowns last season
- Has thrown for 3,368 yards to date, becoming only the second player in MWC history to pass for 3,000 or more yards three consecutive seasons
- Set the MWC single-game record for a senior quarterback with five touchdowns vs. Air Force. Hall holds the all-time BYU and MWC records with seven touchdowns vs. UCLA last year



**#88 ANDREW GEORGE – SENIOR**  
**ALL-MWC SECOND TEAM TIGHT END**

- No. 2 in MWC, No. 22 nationally in total yards receiving by a tight end (362)
- No. 2 in MWC, No. 22 nationally in receiving yards per game by a tight end (30.2)
- No. 2 in MWC, No. 28 (tied) nationally in receptions by a tight end (26)
- No. 2 in MWC, No. 26 (tied) nationally in catches per game by a tight end (2.2)

- No. 2 in MWC, No. 6 (tied) nationally in receiving touchdowns by a tight end (5)
- No. 3 in MWC, No. 11 (tied) nationally in receiving yards per catch by a tight end (13.9)
- Key third-down target helping BYU lead the nation in third-down conversion percentage (55.5)
- Ranks 21st in the MWC overall among all receivers in receptions, total receiving yards, receptions per game, receiving yards per game and ranks No. 23 overall in receiving touchdowns
- Season-high 75 receiving yards in BYU win at San Diego State to set a career high
- Scored one of BYU's two touchdowns in its upset over No. 3 Oklahoma
- Scored touchdown at New Mexico on two hours of sleep after the birth of his first child the night before in Provo
- Scored the game-winning touchdown in overtime against nationally ranked Utah



# 2009 COUGAR FOOTBALL AWARD CANDIDATES



**#22 ANDREW RICH – JUNIOR  
SAFETY**

- Started every game at strong safety helping BYU to No. 14 national ranking and 10-2 record
- MWC Defensive Player of the Week after forcing two fumbles to help BYU defeat No. 3 Oklahoma
- No. 2 in the MWC in total tackles among defensive backs and No. 14 overall (80)
- No. 2 (tied) in MWC with 4 interceptions with long return of 52 yards

- Career-high 12 tackles, including career-best 9 unassisted tackles against New Mexico
- Career-high 2 interceptions in the same game against Air Force
- Leads BYU in unassisted tackles (49), total tackles (80), interceptions (4), and forced fumbles (2-tied)
- Also has 3.5 tackles for loss, 1 sack, 2 pass breakups, 1 fumble recovery
- Received Honorable Mention National Defensive Back of the Week by College Football Performance Awards three weeks this season, including last week after helping BYU defeat Utah in overtime
- Helped BYU rank 24th (tied) nationally and 2nd in MWC in rushing defense (112.0)
- Helped BYU rank 34th nationally and 4th in MWC in total defense (331.1)
- Helped BYU rank No. 35 (tied) nationally in scoring defense (21.7 ppg)
- Helped BYU rank 31st nationally and 3rd in MWC in passes intercepted (13)



**#64 R.J. WILLING – SENIOR  
ALL-MWC HONORABLE MENTION CENTER**

- Started every game at center helping BYU to No. 14 national ranking and 10-2 record
- Run blocking has helped BYU running back Harvey Unga lead the MWC in rushing
- Has 78 knock-down blocks on the season
- Season-high 15 knock-down blocks in BYU's win over Utah State
- Consistent passing grades throughout the season
- Helped BYU rank No. 1 in the MWC and No. 1 nationally in third-


- down conversions (55.48 percent)
- Helped BYU rank No. 1 in the MWC and No. 12 nationally in passing offense (288.92 yards/game)
- Helped BYU rank No. 2 in the MWC and No. 20 nationally in total offense (437.08 yards/game)
- Helped BYU rank No. 2 in the MWC and No. 13 nationally in scoring offense (34.75 ppg)
- Helped BYU rank No. 2 in the MWC and No. 13 (tied) nationally in first downs (273)



**#92 BRETT DENNEY – SENIOR  
ALL-MWC HONORABLE MENTION DEFENSIVE END**

- Started every game at defensive end helping BYU to No. 14 national ranking and 10-2 record
- Helped BYU rank No. 2 in the MWC and No. 24 (tied) nationally in rushing defense (112.0)
- Helped BYU rank No. 35 (tied) nationally in scoring defense (21.7 ppg)
- His 2.5 sacks is third on the team and helps BYU rank No. 3 in the MWC in sacks (25)

- Totalled 41 tackles, including 16 unassisted in 12 games
- Career-high 13 tackles against Air Force is the most tackles in a game by a BYU player this season
- Has 3.5 tackles for loss, 2 quarterback hurries, 1 forced fumble and 1 fumble recovery
- Set new career highs this season with 11 assisted tackles, 13 total tackles and tied for sacks (1).



**#41 COLEBY CLAWSON – SENIOR  
ALL-MWC HONORABLE MENTION LINEBACKER**

- No. 2 (tied) in MWC in sacks during conference games (5)
- Has recorded a sack in five games this season
- Credited with a season-high nine tackles in BYU's win over CSU
- No. 38 in MWC and fifth on the team in total tackles (60)
- No. 19 in MWC and second on the team in total tackles by a linebacker (60)
- Has started every game this season at outside linebacker
- Recorded two sacks in BYU's win over UNLV for a combined loss of

- 18 yards, tying a career high
- Recorded two quarterback hurries against Heisman Trophy winner Sam Bradford in BYU's win over No. 3 Oklahoma
- Helped BYU rank 24th (tied) nationally and 2nd in MWC in rushing defense (112.0)
- Helped BYU rank 34th nationally and 4th in MWC in total defense (331.1)



**#21 SCOTT JOHNSON – JUNIOR  
ALL-MWC HONORABLE MENTION SAFETY  
ACADEMIC ALL-AMERICAN**

- Team captain
- 2009 ESPN the Magazine Academic All-American
- Forced a fumble in the Cougars' win over Air Force which resulted in a BYU scoring drive to go up 10-0
- Has started 11-of-12 games this season after sitting out the Florida State game due to injury
- Third on the team and No. 26 in MWC in total tackles (64), leading

- the team in four games this season
- No. 5 in MWC in total tackles by a defensive back (64)
- Totalled a career-high 11 tackles in the CSU and Air Force games
- Recorded the first two interceptions of his career in BYU's win over UNLV, while picking off his third the following week at San Diego State
- Tied for No. 6 in MWC in interceptions (3) and No. 4 in conference games only
- No. 5 in MWC in passes defended (9)
- Helped BYU rank 24th (tied) nationally and 2nd in MWC in rushing defense (112.0)
- Helped BYU rank 34th nationally and 4th in MWC in total defense (331.1)
- Helped BYU rank No. 35 (tied) nationally in scoring defense (21.7 ppg)
- Helped BYU rank 31st nationally and 3rd in MWC in passes intercepted (13)



**#7 BRIAN LOGAN – JUNIOR  
ALL-MWC HONORABLE MENTION CORNERBACK**

- No. 1 in the MWC, No 2 (tied) in the nation in passes defended with 17, six more than anyone else in the conference
- Has MWC-best 14 pass breakups in 12 games
- No. 8 (tied) in the MWC with 3 interceptions for 59 return yards
- Has 42 tackles, including 29 unassisted and 13 assisted
- Adds 4 tackles for loss from his corner position, including 2 in same game to help BYU defeat New Mexico
- Season-high and career-best 11 tackles against Florida State

- Started every game at field corner helping BYU to No. 14 national ranking and 10-2 record
- Helped BYU rank 34th nationally and 4th in MWC in total defense (331.1)
- Helped BYU rank No. 35 (tied) nationally in scoring defense (21.7 ppg)
- Helped BYU rank 31st nationally and 3rd in MWC in passes intercepted (13)



**#99 RILEY STEPHENSON – FRESHMAN  
ALL-MWC HONORABLE MENTION PUNTER**

- Has 41.7 punting average on 38 punts
- Has helped BYU allow only 98 total punt return yards in 2009, or 6.5 yards per return
- Has seven punts of more than 50 yards
- Has seven punts placed inside the 20-yard line
- Season-long punt of 59 yards
- Has not had a punt blocked this season
- Averaged 51.0 yards on four punts vs. CSU

- Averaged 47.0 yards on six punts vs. TCU while not allowing a single return yard
- Named National Punter of the Week (Sept. 28) and Honorable Mention Kickoff Specialist twice by College Football Performance Awards



# 2009 COUGAR FOOTBALL SCORING DRIVES/SUPERLATIVES

## 2009 SCORING DRIVES

### vs. Oklahoma

5 plays, 63 yards TOP 2:47  
16 plays, 78 yards TOP 8:38

### at Tulane

10 plays, 45 yards TOP 4:48  
13 plays, 86 yards TOP 4:45  
6 plays, 67 yards TOP 2:35  
7 plays, 38 yards TOP 2:53  
13 plays, 89 yards TOP 4:59  
5 plays, 80 yards TOP 1:07  
9 plays, 73 yards TOP 3:30  
1 plays, 12 yards TOP 0:00  
5 plays, 19 yards TOP 2:00

### vs. Florida State

11 plays, 80 yards TOP 4:55  
8 plays, 80 yards TOP 3:14  
1 play, 80 yards TOP 0:12  
4 plays, 76 yards TOP 1:38

### vs. Colorado State

2 plays, 15 yards TOP 0:39  
2 plays, 39 yards TOP 0:37  
2 plays, 18 yards TOP 0:35  
10 plays, 82 yards TOP 4:33  
15 plays, 68 yards TOP 6:51  
3 plays, 28 yards TOP 0:57

### vs. Utah State

18 plays, 83 yards TOP 8:07  
4 plays, 72 yards TOP 1:22  
2 plays, 29 yards TOP 0:10  
2 plays, 31 yards TOP 0:40  
11 plays, 64 yards TOP 6:20

### at UNLV

12 plays, 70 yards TOP 5:00  
2 plays, 36 yards TOP 1:09  
8 plays, 64 yards TOP 3:40  
4 plays, 73 yards TOP 1:47  
4 plays, 69 yards TOP 1:40  
7 plays, 76 yards TOP 2:38  
2 plays, 58 yards TOP 0:35  
1 play, 2 yards TOP 0:05  
7 plays, 57 yards TOP 3:54

### at San Diego State

14 plays, 73 yards TOP 5:33  
12 plays, 68 yards TOP 5:14  
14 plays, 80 yards TOP 6:04  
12 plays, 78 yards TOP 4:45  
7 plays, 77 yards TOP 2:36  
7 plays, 15 yards TOP 2:04

### vs. TCU

9 plays, 73 yards TOP 3:12

### at Wyoming

7 plays, 80 yards TOP 4:43  
12 plays, 67 yards TOP 5:57  
6 plays, 37 yards TOP 2:05  
1 play, 79 yards TOP 0:12  
10 plays, 80 yards TOP 4:10  
8 plays, 65 yards TOP 3:25  
4 plays, 38 yards TOP 1:36  
8 plays, 80 yards TOP 4:34

### at New Mexico

7 plays, 72 yards TOP 2:32  
6 plays, 54 yards TOP 1:52  
5 plays, 53 yards TOP 1:42  
7 plays, 80 yards TOP 1:42

### vs. Air Force

8 plays, 41 yards TOP 3:37  
10 plays, 69 yards TOP 4:19  
1 plays, 16 yards TOP 0:06  
6 plays, 80 yards TOP 2:8  
2 plays, 43 yards TOP 0:22  
11 plays, 72 yards TOP 4:38

### vs. Utah

17 plays, 52 yards TOP 6:22  
2 plays, 7 yards TOP 0:52  
6 plays, 3 yards TOP 0:35  
6 plays, 6 yards TOP 2:14  
2 plays, 25 yards TOP (OT)

## 2009 BYU SUPERLATIVES

Overall Record . . . . .	10-2
Current Streak . . . . .	W4
MWC Record . . . . .	7-1
Current Streak . . . . .	W4
All-Time MWC Record . . . . .	59-23 (.720)
Non-Conference Record . . . . .	3-1
Current Streak . . . . .	W1
2009 Home Record . . . . .	4-2
Current Streak . . . . .	W2
2009 Road Record . . . . .	5-0
Current Streak . . . . .	W5
2009 Neutral Record . . . . .	1-0
Current Streak . . . . .	W1
Day Games . . . . .	7-0
Current Streak . . . . .	W7
Night Games . . . . .	3-2
Current Streak . . . . .	L1
When BYU Wins Coin Toss . . . . .	5-2
When BYU Loses Coin Toss . . . . .	5-0
When BYU Leads After First Quarter . . . . .	5-0
When BYU Trails After First Quarter . . . . .	2-2
When Tied After First Quarter . . . . .	3-0
When BYU Leads at the Half . . . . .	9-0
When BYU Trails at the Half . . . . .	1-2
When Tied at the Half . . . . .	0-0
When BYU Leads After Third Quarter . . . . .	9-0
When BYU Trails After Third Quarter . . . . .	1-2
When Tied After Third Quarter . . . . .	0-0
Record in August . . . . .	0-0
Streak . . . . .	W4
Record in September . . . . .	3-1
Streak . . . . .	W1
Record in October . . . . .	3-1
Streak . . . . .	L1
Record in November . . . . .	4-0
Streak . . . . .	W4
Record in December . . . . .	0-0
Streak . . . . .	L1
Record vs. Top-25 Teams . . . . .	2-1
Streak . . . . .	W1
Record vs. Non-Ranked Teams . . . . .	8-1
Streak . . . . .	W7
Record When BYU has 100-Yard Rusher . . . . .	4-1
Streak . . . . .	W1
Record When Opponent has 100-Yard Rusher . . . . .	1-1
Record When BYU has 300-Yard Passer . . . . .	7-1
Record When Opponent has 300-Yards Passer . . . . .	1-0
When BYU Scores First . . . . .	6-0
When Opponent Scores First . . . . .	4-2
On ESPN . . . . .	1-0
On ESPN2 . . . . .	1-0
On VERSUS . . . . .	0-2
On The Mtn . . . . .	7-0
On CBS-CS . . . . .	1-0



# 2009 COUGAR FOOTBALL LAST TIME

## SPECIAL TEAMS

**A KICKOFF WAS RETURNED FOR A TD:**  
BYU: 1998, M. Rigell at Hawaii, 96 yards (W, 31-9)  
Opp: 2009, D. Purvis at UNLV, 94 yards (W, 59-21)

**A FIELD GOAL WAS BLOCKED:**  
BYU: 2009 by A. Rich at New Mexico (W, 24-19)  
Opp: 2009 by B. Garland vs. Air Force (W, 38-21)

**A BLOCKED FG RESULTED IN A TD:**  
BYU: 2001, R. Denney at SDSU (W, 59-21)

**A PUNT WAS BLOCKED:**  
BYU: 2009, M. Marshall vs. CSU (W, 42-23)  
Opp: 2006, by C. Tennial vs. Tulsa (W, 49-24)

**A BLOCKED PUNT RESULTED IN A TD:**  
BYU: 2004, by G. Lovely at Air Force (W, 41-24)  
Opp: 2005, by C. Wells, TD by G. Rybak vs. Air Force (W, 62-41)

**A PAT WAS BLOCKED:**  
BYU: 2008, J. Jorgensen at Washington (W, 28-27)  
Opp: 2008, J. Fletcher vs. Wyoming (W, 44-0)

**A PUNT WAS RETURNED FOR A TD:**  
BYU: 2006, M. Jacobson (77 yards) vs. Wyoming (W, 55-7)  
Opp: 2001, C. Owens at Hawai'i (L, 72-45)

**A TWO-POINT PAT WAS CONVERTED:**  
BYU: 2008, H. Unga vs. UNLV (W, 42-35)  
Opp: 2009, D. Reed vs. No. 21 Utah (W, 26-23)

**A KICKER MADE FOUR FIELD GOALS:**  
BYU: 2000, O. Pochman 4 at Utah (W, 34-27)  
Opp: 2009, J. Phillips 5 vs. No. 21 Utah (W, 26-23)

**THE GAME WAS WON ON A LAST SECOND FG:**  
BYU: 2001, at Mississippi State (W, 41-38)  
Opp: 2006, at Arizona (L, 16-13)

**HAD A 60-YARD PLUS PUNT:**  
BYU: 2008, C. Santiago 62 yards at Utah (L, 24-48)  
Opp: 2009, A. McCoy 70 yards at Wyoming (W, 52-0)

**DID NOT PUNT DURING ENTIRE GAME:**  
BYU: 2009, at Tulane (W, 54-3)

## MISC. OFFENSE

**HAD OVER 600 YARDS IN TOTAL OFFENSE:**  
BYU: 2009, 611 at UNLV (W, 59-21)  
Opp: 2001, 646 vs. Hawai'i (L, 72-45)

**SCORED 50 POINTS:**  
BYU: 2009, at Wyoming (W, 52-0)  
Opp: 2009, vs. Florida State (L, 28-54)

**SCORED 60 POINTS:**  
BYU: 2005, vs. Air Force (W, 62-41)  
Opp: 2001, Hawai'i (L, 72-45)

**SCORED DOUBLE-DIGITS IN ALL FOUR QUARTERS:**  
BYU: 2009, at UNLV (W, 59-21)

## THE PASSING GAME

**SCORED ON OVER 50-YARD PASS PLAY:**  
BYU: 2009, M. Jacobson 79 yards from M. Hall at Wyoming (W, 52-0)  
Opp: 2009, A. Hicks 75 yards from A. Dalton vs. TCU (L, 7-38)

**SCORED ON OVER 70-YARD PASS PLAY:**  
BYU: 2009, M. Jacobson 79 yards from M. Hall at Wyoming (W, 52-0)  
Opp: 2009, A. Hicks 75 yards from A. Dalton vs. TCU (L, 7-38)

**A RECEIVER HAD A 150-YARD GAME:**  
BYU: 2008, A. Collie 155 yards, D. Pitta 175 yards at CSU (W, 45-42)  
Opp: 2009, T. Liggett 156 yards vs. CSU (W, 42-23)

**A RECEIVER HAD 10 OR MORE RECEPTIONS:**  
BYU: 2008, A. Collie 11 vs. Arizona (L, 21-31)  
Opp: 2009, A. Key 10 vs. No. 21 Utah (W, 26-23)

**A QUARTERBACK HAD 25 COMPLETIONS:**  
BYU: 2009, M. Hall 33 vs. Air Force (W, 38-21)  
Opp: 2009, D. Porterie at New Mexico (W, 24-19)

**A QUARTERBACK HAD 40 PASS ATTEMPTS:**  
BYU: 2009, M. Hall 45 vs. Air Force (W, 38-21)  
Opp: 2009, J. Wynn 41 vs. No. 21 Utah (W, 26-23)

**A QB HAD THREE OR MORE TD PASSES:**  
BYU: 2009, M. Hall 5 vs. Air Force (W, 38-21)  
Opp: 2009, A. Dalton 3 vs. TCU (L, 7-38)

**A WR HAD THREE OR MORE TD RECEPTIONS:**  
BYU: 2008, A. Collie 3 at CSU (W, 45-42)  
Opp: 2007, C. Heinz 3 at Tulsa (L, 55-47)

**THERE WAS A 400-YD PASSER:**  
BYU: 2008, M. Hall 486 vs. Northern Iowa (W, 41-17)  
Opp: 2007, P. Smith 454 yds at Tulsa (L, 55-47)

**HAD OVER 500 YARDS PASSING:**  
BYU: 2007, M. Hall 537 yds at Tulsa (L, 55-47)  
Opp: 2001, Rolovich 543 Hawai'i (L, 72-45)

**DID NOT THROW A TD PASS:**  
BYU: 2008, at Utah (L, 24-48)  
Opp: 2009, vs. No. 21 Utah (W, 26-23)

**HAD LESS THAN 100 YARDS PASSING:**  
BYU: 2003, 41 yards vs. Utah (L, 3-0)  
Opp: 2009, 88 yards vs. Air Force (W, 38-21)

## THE RUNNING GAME

**A RUSHER HAD MORE THAN 30 CARRIES:**  
BYU: 2005, C. Brown 31 vs. Colorado State (W, 24-14)  
Opp: 2003, J. Jones 35 at Notre Dame (L, 33-14)

**THERE WAS A 100-YARD RUSHER:**  
BYU: 2009, H. Unga 116 vs. No. 21 Utah (W, 26-23)  
Opp: 2009, E. Wide 114 vs. No. 21 Utah (W, 26-23)

**THERE WERE TWO 100-YARD RUSHERS:**  
BYU: 2006, C. Brown 148, M. Hague 123 vs. UNLV (W, 52-7)  
Opp: 2005, Q. Ganther 131 and B. Ratliff 112 vs. Utah (L, 41-34)

**THERE WERE THREE 100-YARD RUSHERS:**  
BYU: 2001, L. Staley 142, B. Doman 116, B. McDonald 110; vs. Tulane (W, 70-35)

**A RUNNING BACK HAD FOUR RUSHING TDS:**  
BYU: 2005, C. Brown 4 vs. Air Force (W, 62-41)  
Opp: 2002, C. Harridge 4 Air Force (L, 52-9)

**HAD 300 OR MORE YARDS RUSHING:**  
BYU: 2007, 311 at San Diego State (W, 48-27)  
Opp: 2009, 313 vs. Florida State (L, 28-54)

**HAD LESS THAN 100 NET YARDS RUSHING:**  
BYU: 2009, 41 at New Mexico (W, 24-19)  
Opp: 2009, 88 at New Mexico (W, 24-19)

**THERE WAS A 200-YARD RUSHER:**  
BYU: 2005, C. Brown 219 vs. Air Force (W, 62-41)  
Opp: 2001, Childs (237) Colorado State (W, 56-34)

**SCORED ON OVER 50-YARD RUN PLAY:**  
BYU: 2009, H. Unga 52 yards at UNLV (W, 59-21)

**SCORED ON OVER 70-YARD RUN PLAY:**  
BYU: 2006, M. Hague 87 yards vs. UNLV (W, 52-7)

## DEFENSE

**INTERCEPTION RETURNED FOR A TD:**  
BYU: 2008, D. Nixon vs. Wyoming 19 yards (W, 44-0)  
Opp: 2009, G. Reid vs. Florida State 63 yards (L, 28-54)

**A FUMBLE WAS RETURNED FOR A TD:**  
BYU: 2009, J. Pendleton at Tulane (W, 54-3)  
Opp: 2008, M. Sisson at CSU (W, 45-42)

**A SAFETY WAS SCORED:**  
BYU: 2003, Team vs. Boise State (L, 50-12)  
Opp: 2004, at Boise State (L, 28-27)

**THERE WAS A SHUTOUT:**  
BYU: 2009, at Wyoming (W, 52-0)  
Opp: 2003, vs. Utah (L, 3-0)

**DEFENSE HAD A SHUTOUT IN THE FIRST HALF:**  
BYU: 2009, at Wyoming (W, 52-0)  
Opp: 2008, at TCU (L, 32-7)

**A DEFENDER HAD TWO INTERCEPTIONS:**  
BYU: 2009, A. Rich vs. Air Force (W, 38-21)  
Opp: 2008, J. Dale at Utah (L, 24-48)

**A DEFENDER HAD THREE INTERCEPTIONS:**  
BYU: 2000, Smith vs. Wyoming (W, 19-7)

## MISCELLANEOUS

**DEFEATED A RANKED OPPONENT:**  
BYU: 2009, vs. No. 21 Utah (W, 26-23)  
Opp: 2009, vs. TCU (L, 7-38)

**DID NOT SCORE A TOUCHDOWN:**  
BYU: 2005, vs. Boston College (L, 20-3)  
Opp: 2009, at Wyoming (W, 52-0)

**NO TURNOVERS:**  
BYU: 2009, vs. No. 21 Utah (W, 26-23)  
Opp: 2009, at New Mexico (W, 24-19)

**A TEAM ONLY HAD ONE PENALTY:**  
BYU: 2003, vs. UNLV (W, 27-20)  
Opp: 2006, at Air Force (W, 33-14)

**BYU PLAYED TO A SCORELESS TIE:**  
BYU: 1957 vs. Wyoming

**THE LAST TIME OVERTIME WAS PLAYED:**  
BYU: 2009 vs. No. 21 Utah (W, 26-23)

**TEAM WAS AHEAD AT HALF AND LOST:**  
BYU: 2007, at Tulsa (ahead 34-31, lost 55-47)  
Opp: 2009 vs. Oklahoma (ahead 10-7, lost 14-13)

**10 OR MORE PENALTIES BY ONE TEAM:**  
BYU: 2009, 10 vs. Oklahoma (W, 14-13)  
Opp: 2009, 12 vs. No. 21 Utah (W, 26-23)

**100+ PENALTY YARDS:**  
BYU: 2008, 12-123 at Utah State (W, 34-14)  
Opp: 2009, 12-113 vs. No. 21 Utah (W, 26-23)

**LOST FOUR OR MORE FUMBLES**  
BYU: 2008, 4 vs. Northern Iowa (W, 41-17)  
Opp: 2001, 4 at Hawaii (L, 72-45)

**HAD FIVE OR MORE FUMBLES:**  
BYU: 2008, 5 vs. Northern Iowa (W, 41-17)  
Opp: 2008, 5 vs. Northern Iowa (W, 41-17)

**A DEFENDER HAD THREE FUMBLE RECOVERIES:**  
BYU: 2005, J. Luetgerodt at Wyoming (W, 35-21)





# 2009 COUGAR FOOTBALL ROSTER/PRONUNCIATION GUIDE

NO.	PLAYER	POS.	HT.	WT.	YR.	HOMETOWN/LAST SCHOOL
1	Pendleton, Jordan	LB	6-2	228	So.	South Jordan, UT / Bingham HS
4	Chambers, O'Neill	WR	6-2	210	So.	Harmony, FL / Harmony HS
4	Sorensen, Brad	QB	6-4	224	So.	Grand Terrace, CA / SBV College
5	Bradley, Brandon	DB	6-0	200	Jr.	Tallahassee, FL / Lincoln HS
6	Jacobson, McKay	WR	5-11	189	So.	Southlake, TX / Southlake Carroll
7	Logan, Brian	DB	5-6	176	Jr.	Fremont, Calif. / Foothill College
9	Galea'i, Jay	DB	6-0	193	Fr.	Laie, Hawaii / Kahuku HS
9	Hamblin, Josh	QB	6-1	196	Fr.	Orem, UT / Orem HS
10	Di Luigi, JJ	RB	5-9	198	So.	Canyon Country, CA / Canyon HS
11	Tonga, Manase	RB	6-0	238	Sr.	San Mateo, CA / Aragon HS
11	Mangum, Parker	WR	6-4	212	Sr.	Boise, ID / St. Mary's
12	Covey, Stephen	WR	5-11	188	So.	Provo, UT / Timpview HS
13	Mees, Carter	DB	5-11	192	Fr.	St. George, UT / Pine View HS
13	Nelson, Riley	QB	6-0	207	So.	Logan, UT / UT State
15	Hall, Max	QB	6-1	201	Sr.	Mesa, AZ / Arizona State
16	Falslev, JD	WR	5-8	173	Fr.	Logan, UT / Sky View HS
16	Gaskins, Brenden	QB	6-4	215	Sr.	Farmington, NM / Glendale CC
17	Jaussi, Landon	DB	6-5	210	Jr.	Wylie, TX / South. Virginia Univ.
18	Bills, Craig	DB	6-1	209	Fr.	Provo, UT / Timpview HS
19	Marshall, Matt	WR	5-10	171	So.	Salt Lake City, UT / Skyline HS
19	Bateman, Trevor	DB	5-9	178	Fr.	Desert, Calif. / Palm Desert HS
20	Aguirre, Lee	DB	5-9	204	Jr.	El Monte, Calif. / Fullerton College
21	Johnson, Scott	DB	5-11	188	Sr.	Provo, UT / Timpview HS
22	Rich, Andrew	DB	6-3	223	Jr.	Ogden, UT / Snow JC
23	Mathews, Mitch	WR	6-6	202	Fr.	Beaverton, Ore. / Southridge HS
23	Uale, Travis	DB	6-2	195	So.	Hawaii Kai, HI / Kamehameha HS
24	Thomas, Steven	DB	5-11	176	So.	Chino Hills, CA / Chino Hills HS
25	Eason, Corby	DB	5-8	174	So.	Columbus, GA / Erie CC
26	Buckner, Robbie	DB	5-10	175	Fr.	Ashdown, Ark. / Ashdown HS
26	Pili, Jo Jo	RB	5-10	259	Fr.	Orem, UT / Timpanogos HS
27	Morgan, Blake	DB	5-11	189	So.	Greeley, CO / Greeley West HS
28	Heimuli, Anthony	RB	5-11	242	Fr.	Orem, UT / Mountain View HS
29	Ashworth, Luke	WR	6-2	196	Jr.	Provo, UT / Timpview HS
30	Mendenhall, Zeke	DB	5-11	203	Jr.	Alpine, UT / Lone Peak HS
30	Te'o, Malosi	RB	5-10	203	Fr.	Laie, HI / Kahuku HS
31	Holt, Tyler	K/P	5-9	177	So.	Granite Bay, CA / Granite Bay HS
31	Wilson, Richard	TE	6-2	238	Fr.	Spanish Fork, UT / Spanish Fork
32	Footte, David	RB	5-11	212	Fr.	Washington, UT / Pine View HS
32	Pitta, Dennis	TE	6-5	247	Sr.	Moorpark, CA / Moorpark HS
33	Kariya, Bryan	RB	6-0	214	So.	Kaysville, UT / Davis HS
34	Lamb, Tucker	RB	5-9	190	Fr.	Orem, UT / Orem HS
35	Bauman, Matt	LB	6-1	229	Sr.	Salt Lake City, UT / Skyline HS
36	Hague, Mike	RB	5-10	223	So.	Salt Lake City, UT / Brighton HS
37	So'oto, Vic	DL	6-3	265	Sr.	Carlsbad, CA / Carlsbad HS
38	Hansen, Chase	LB	6-2	220	So.	Draper, UT / Snow JC
38	Payne, Mitch	K	6-2	210	Jr.	North Ogden, UT / Weber HS
39	Nelson, Grant	LB	6-3	226	Jr.	Hopewell, PA / Hopewell HS
41	Clawson, Coleby	LB	6-3	234	Sr.	Wales, UT / Snow JC
42	Doman, Shawn	LB	6-2	232	Sr.	Woodburn, OR / Canby HS
42	Maka'afi, Peni	RB	5-10	238	Fr.	Layton, UT / Northridge HS
43	Atkinson, Jordan	LB	6-3	243	Jr.	Martinez, CA / Diablo Valley JC
44	Vansweden, Dan	LB	6-2	232	Sr.	West Point, UT / Northridge HS
45	Unga, Harvey	RB	6-0	237	Jr.	Provo, UT / Timpview HS
46	Tuitama, Masi	LB	6-2	215	Fr.	Oxnard, CA / Pacifica HS
47	Hooks, Terrance	LB	6-1	226	Sr.	Tempe, AZ / Marcos de Niza HS
48	Frazier, Jameson	LB	6-2	201	So.	Draper, UT / Alta HS
49	Wagner, Jadon	DL	6-4	264	So.	Lethbridge, Alberta / LCI
50	Peck, Remington	DL	6-4	240	Fr.	South Jordan, UT / Bingham HS
51	Hunter, Shane	LB	5-10	236	Jr.	Idaho Falls, ID / Snow College
52	Tialavea, Russell	DL	6-3	266	Sr.	Oceanside, CA / Oceanside HS
53	McKenzie, Blake	LB	5-10	201	Fr.	Provo, UT / Timpview HS
54	Freeman, Ryan	OL	6-2	280	So.	Orem, UT / Orem HS
54	Richardson, Jared	LB	5-11	226	Fr.	Idaho Falls, ID / Bonneville HS
55	Ogletree, Brandon	LB	5-11	222	Fr.	McKinney, TX / McKinney HS
57	Putnam, Matt	DL	6-6	255	So.	Brigham City, UT / Box Elder HS

58	Bell, Jeff	LB	6-0	224	Sr.	Williamsburg, VA / Bruton HS
59	Pace, John	DS	6-2	214	Sr.	Yorba Linda, CA / Espenoza HS
59	Winger, Jordan	LB	6-0	213	Fr.	Santa Ana, CA / Foothill HS
60	Brown, Terence	OL	6-3	340	So.	Summerville, SC / Summerville HS
61	Crichton, Tui	OL	6-3	357	Fr.	Provo, UT / Timpview HS
62	Thorson, Marco	OL	6-3	321	So.	Ramona, CA / Ramona HS
64	Willing, R.J.	OL	6-5	308	Sr.	Kahuku, HI / Kamehameha HS
65	Reynolds, Houston	OL	6-2	303	Fr.	Provo, UT / Timpview HS
66	Crawford, Andrew	OL	6-5	284	Fr.	Fairfax, VA / Chantilly HS
70	Reynolds, Matt	OL	6-6	329	So.	Provo, UT / Timpview HS
72	Alletto, Nick	OL	6-6	329	Jr.	Parker, CO / Ponderosa HS
73	Speredon, Jason	OL	6-5	313	Jr.	West Valley City, UT / Granger HS
74	Mulitalo, Ryan	OL	6-2	277	Fr.	West Valley City, UT / Hunger HS
75	Brown, Braden	OL	6-6	250	Fr.	Salt Lake City, UT / Highland HS
76	Hansen, Braden	OL	6-6	300	Fr.	Sandy, UT / Alta HS
77	Alletto, Terrance	OL	6-3	287	Fr.	Parker, Colo. / Ponderosa HS
78	Vakalahi, Fono	OL	6-3	335	Fr.	Bryan, Texas / Bryan HS
80	Hoffman, Cody	WR	6-4	200	Fr.	Crescent City, Calif. / Del Norte HS
82	Muehlmann, Mike	TE	6-4	227	Fr.	American Fork, UT / Amer. Fork
83	Hafoka, Spencer	WR	6-0	196	So.	Kahuku, HI / Kahuku HS
84	Jorgensen, Jan	DL	6-3	259	Sr.	Helper, UT / Carbon HS
85	Thompson, Brett	WR	6-3	216	Fr.	El Dorado Hills, Calif. / Oak Ridge
86	Peterson, BJ	WR	6-3	206	Jr.	Salt Lake City, UT / Brighton HS
87	Brown, Rhen	WR	5-10	187	Fr.	Summerville, SC / Lone Peak HS
88	George, Andrew	TE	6-5	251	Sr.	Englewood, CO / Cherry Creek HS
90	Peterson, Matt	DL	6-5	255	Fr.	Bluffdale, UT / Riverton HS
91	Higham, Mason	DL	6-4	246	Fr.	Idaho Falls, ID / Shelley HS
92	Denney, Brett	DL	6-4	260	Sr.	Thornton, CO / Legacy HS
93	Edwards, Matthew	TE	6-3	206	So.	Salt Lake City, UT / Woods Cross
94	Richardson, Jordan	DL	6-3	275	Fr.	Idaho Falls, ID / Bonneville HS
96	Fisher, Steven	DL	6-4	252	So.	Orem, UT / Timpanogos HS
97	Hola, Tevita	DL	6-1	309	Sr.	West Valley City, UT / Snow JC
98	Fuga, Romney	DL	6-1	295	So.	Huntington Beach, Calif. / Edison
99	Stephenson, Riley	K/P	6-0	183	Fr.	St. George, UT / Pine View HS

## HOW DO YOU SAY THAT? (PRO-NUN-SEE-A-SHUN GUY-D)

Name	Pronunciation
Lee Aguirre.....	uh-GIR-ree
Matt Bauman.....	BOW-man (rhymes with wow)
Tui Crichton.....	TOO-ee cry-tuhn
J.J. DiLuigi.....	dee-loo-EE-jee
Romney Fuga.....	foo-gah
Jay Galea'i.....	dray nah-lay-ah-ee
Spencer Hafoka.....	hah-foe-kah
Mike Hague.....	hay-gh
Anthony Heimuli.....	hay-MOO-lee
Tevita Hola.....	teh-VEE-tah hoh-lah
Landon Jaussi.....	yow-see
Bryan Kariya.....	kah-ree-yah
Peni Maka'afi.....	beh-nee mah-kah-ah-fee
Ryan Mulitalo.....	moo-lee-tah-low
JoJo Pili.....	pee-lee
Dennis Pitta.....	PIT-uh
Vic So'oto.....	soh-OH-toe
Malosi Te'o.....	mah-low-see teh-oh
Russell Tialavea.....	tee-ah-lah-VAY-ah
Manase Tonga.....	mah-NAH-say toh-ng-ah
Masi Tuitama.....	mah-see too-ee-tah-mah
Travis Uale.....	oo-ah-leh



# 2009 COUGAR FOOTBALL DEPTH CHART

## OFFENSE

POS	NO.	NAME	HT.	WT.	YR.	HOMETOWN/LAST SCHOOL
WR	4	Chambers, O'Neill	6-2	210	So.	Harmony, FL / Harmony HS
-or-	83	Hafoka, Spencer	6-0	196	So.	Kahuku, HI / Kahuku HS
WR	6	Jacobson, McKay	5-11	189	So.	Southlake, TX / Southlake Carroll
-or-	29	Ashworth, Luke	6-2	196	Jr.	Provo, UT / Timpview HS
TE	32	Pitta, Dennis	6-5	247	Sr.	Moorpark, CA / Moorpark HS
-or-	88	George, Andrew	6-5	251	Sr.	Englewood, CO / Cherry Creek HS
LT	70	Reynolds, Matt	6-6	329	So.	Provo, UT / Timpview HS
	76	Hansen, Braden	6-6	300	Fr.	Sandy, UT / Alta HS
LG	76	Hansen, Braden	6-6	300	Fr.	Sandy, UT / Alta HS
	62	Thorson, Marco	6-3	321	So.	Ramona, CA / Ramona HS
C	64	Willing, R.J.	6-5	308	Sr.	Kahuku, HI / Kamehameha HS
	62	Thorson, Marco	6-3	321	So.	Ramona, CA / Ramona HS
RG	60	Brown, Terence	6-3	340	So.	Summerville, SC / Summerville HS
	54	Freeman, Ryan	6-2	280	So.	Orem, UT / Orem HS
RT	72	Alletto, Nick	6-6	329	Jr.	Parker, CO / Ponderosa HS
	75	Brown, Braden	6-6	250	Fr.	Salt Lake City, UT / Highland HS
QB	15	Hall, Max	6-1	201	Sr.	Mesa, AZ / Arizona State
	13	Nelson, Riley	6-0	207	So.	Logan, UT / UT State
RB	11	Tonga, Manase	6-0	238	Sr.	San Mateo, CA / Aragon HS
	33	Kariya, Bryan	6-0	214	So.	Kaysville, UT / Davis HS
RB	45	Unga, Harvey	6-0	237	Jr.	Provo, UT / Timpview HS
	10	Di Luigi, JJ	5-9	198	So.	Canyon Country, CA / Canyon HS

## DEFENSE

POS	NO.	NAME	HT.	WT.	YR.	HOMETOWN/LAST SCHOOL
LE	92	Denney, Brett	6-4	260	Sr.	Thornton, CO / Legacy HS
	57	Putnam, Matt	6-6	255	So.	Brigham City, UT / Box Elder HS
NT	52	Tialavea, Russell	6-3	266	Sr.	Oceanside, CA / Oceanside HS
-or-	98	Fuga, Romney	6-1	295	So.	Huntington Beach, Calif. / Edison
RE	84	Jorgensen, Jan	6-3	259	Sr.	Helper, UT / Carbon HS
	37	So'oto, Vic	6-3	265	Sr.	Carlsbad, CA / Carlsbad HS
SLB	1	Pendleton, Jordan	6-2	228	So.	South Jordan, UT / Bingham HS
-or-	39	Nelson, Grant	6-3	226	Jr.	Hopewell, PA / Hopewell HS
MLB	35	Bauman, Matt	6-1	229	Sr.	Salt Lake City, UT / Skyline HS
	55	Ogletree, Brandon	5-11	222	Fr.	McKinney, TX / McKinney HS
BLB	42	Doman, Shawn	6-2	232	Sr.	Woodburn, OR / Canby HS
	51	Hunter, Shane	5-10	236	Jr.	Idaho Falls, ID / Snow College
WLB	41	Clawson, Coleby	6-3	234	Sr.	Wales, UT / Snow JC
	43	Atkinson, Jordan	6-3	243	Jr.	Martinez, CA / Diablo Valley JC
FC	7	Logan, Brian	5-6	176	Jr.	Fremont, Calif. / Foothill College
	25	Eason, Corby	5-8	174	So.	Columbus, GA / Erie CC
BC	5	Bradley, Brandon	6-0	200	Jr.	Tallahassee, FL / Lincoln HS
	20	Aguirre, Lee	5-9	204	Jr.	El Monte, Calif. / Fullerton College
KAT	22	Rich, Andrew	6-3	223	Jr.	Ogden, UT / Snow JC
	23	Uale, Travis	6-2	195	So.	Hawaii Kai, HI / Kamehameha HS
FS	21	Johnson, Scott	5-11	188	Sr.	Provo, UT / Timpview HS
	18	Bills, Craig	6-1	209	Fr.	Provo, UT / Timpview HS

## SPECIAL TEAMS

POS	NO.	NAME	HT.	WT.	YR.	HOMETOWN/LAST SCHOOL
K	38	Payne, Mitch	6-2	210	Jr.	North Ogden, UT / Weber HS
-or-	99	Stephenson, Riley	6-0	183	Fr.	St. George, UT / Pine View HS
P	99	Stephenson, Riley	6-0	183	Fr.	St. George, UT / Pine View HS
	31	Holt, Tyler	5-9	177	So.	Granite Bay, CA / Granite Bay HS
DS	59	Pace, John	6-2	214	Sr.	Yorba Linda, CA / Espenoza HS
	41	Clawson, Coleby	6-3	234	Sr.	Wales, UT / Snow JC
H	19	Marshall, Matt	5-10	171	So.	Salt Lake City, UT / Skyline HS
KR	4	Chambers, O'Neill	6-2	210	So.	Harmony, FL / Harmony HS
-or-	10	Di Luigi, JJ	5-9	198	So.	Canyon Country, CA / Canyon HS
PR	4	Chambers, O'Neill	6-2	210	So.	Harmony, FL / Harmony HS
	83	Hafoka, Spencer	6-0	196	So.	Kahuku, HI / Kahuku HS



# 2009 COUGAR FOOTBALL

## STARTERS/TEAM STATS

### GAME-BY-GAME STARTERS

#### OFFENSIVE STARTERS

GAME	QB	WR	WR	RB	TE/RB	TE	LT	LG	C	RG	RT
Oklahoma	Hall	Chambers	Jacobson	Tonga	George	Pitta	M. Reynolds	B. Hansen	Willing	T. Brown	N. Alletto
Tulane	Hall	Chambers	Jacobson	Tonga	Unga	Pitta	M. Reynolds	B. Hansen	Willing	T. Brown	N. Alletto
Florida State	Hall	Chambers	Jacobson	Tonga	Unga	Pitta	M. Reynolds	B. Hansen	Willing	T. Brown	N. Alletto
Colorado State	Hall	Chambers	Jacobson	Tonga	Unga	Pitta	M. Reynolds	B. Hansen	Willing	T. Brown	N. Alletto
Utah State	Hall	Hafoka	Ashworth	Tonga	George	Pitta	M. Reynolds	B. Hansen	Willing	T. Brown	N. Alletto
UNLV	Hall	Chambers	Ashworth	Unga	George	Pitta	M. Reynolds	B. Hansen	Willing	T. Brown	N. Alletto
San Diego State	Hall	Hafoka	Ashworth	Kariya	Unga	Pitta	M. Reynolds	B. Hansen	Willing	T. Brown	N. Alletto
TCU	Hall	Chambers	Ashworth	Tonga	Unga	Pitta	M. Reynolds	B. Hansen	Willing	T. Brown	N. Alletto
Wyoming	Hall	Chambers	Jacobson	Tonga	Unga	Pitta	M. Reynolds	B. Hansen	Willing	T. Brown	N. Alletto
New Mexico	Hall	Hafoka	Jacobson	Tonga	Unga	Pitta	M. Reynolds	B. Hansen	Willing	T. Brown	B. Brown
Air Force	Hall	Hafoka	Jacobson	Tonga	George	Pitta	M. Reynolds	B. Hansen	Willing	T. Brown	B. Brown
Utah	Hall	Chambers	Jacobson	Tonga	Unga	Pitta	M. Reynolds	B. Hansen	Willing	T. Brown	N. Alletto

#### DEFENSIVE STARTERS

GAME	LE	NT	RE	SLB	MLB	BLB	WLB	FC	FS	KAT	BC
Oklahoma	Denney	Tialavea	Jorgensen	Pendleton	Bauman	Doman	Clawson	Logan	Johnson	Rich	Bradley
Tulane	Denney	Tialavea	Jorgensen	G. Nelson	Bauman	Doman	Clawson	Logan	Johnson	Rich	Bradley
Florida State	Denney	Tialavea	Jorgensen	Pendleton	Bauman	Doman	Clawson	Logan	Bills	Rich	Bradley
Colorado State	Denney	Fuga	Jorgensen	G. Nelson	Hooks	Doman	Clawson	Logan	Johnson	Rich	Bradley
Utah State	Denney	Fuga	Jorgensen	G. Nelson	Bauman	Doman	Clawson	Buckner	Johnson	Rich	Bradley
UNLV	Denney	Fuga	Jorgensen	Pendleton	Bauman	Doman	Clawson	Logan	Johnson	Rich	Bradley
San Diego State	Denney	Fuga	Jorgensen	Pendleton	Bauman	Doman	Clawson	Logan	Johnson	Rich	Bradley
TCU	Denney	Fuga	Jorgensen	Pendleton	Bauman	Hooks	Clawson	Logan	Johnson	Rich	Bradley
Wyoming	Denney	Tialavea	Jorgensen	Pendleton	Bauman	Doman	Clawson	Logan	Johnson	Rich	Bradley
New Mexico	Denney	Fuga	Jorgensen	Pendleton	Bauman	Doman	Clawson	Logan	Johnson	Rich	Bradley
Air Force	Denney	Fuga	Jorgensen	Pendleton	Bauman	Doman	Clawson	Logan	Johnson	Rich	Bradley
Utah	Denney	Tialavea	Jorgensen	Pendleton	Bauman	Doman	Clawson	Logan	Johnson	Rich	Bradley

### BYU TEAM STATISTICS

DATE	OPPONENT	SCORE	RECORD	CONF. RECORD	TIME	ATTENDANCE
Sept. 5, 2009	vs. No. 3 Oklahoma	14-13	1-0	0-0	3:16	75,437
Sept. 12, 2009	at Tulane	54-3	2-0	0-0	3:00	26,224
Sept. 19, 2009	Florida State	28-54	2-1	0-0	3:04	64,209
Sept. 26, 2009	Colorado State	42-23	3-1	1-0	3:14	64,091
Oct. 2, 2009	Utah State	35-17	4-1	1-0	2:59	64,103
Oct. 10, 2009	at UNLV	59-21	5-1	2-0	2:53	25,597
Oct. 17, 2009	at San Diego State	38-28	6-1	3-0	3:16	30,258
Oct. 24, 2009	No. 8 TCU	7-38	6-2	3-1	2:47	64,641
Nov. 7, 2009	at Wyoming	52-0	7-2	4-1	2:45	19,201
Nov. 14, 2009	at New Mexico	24-19	8-2	5-1	3:06	24,344
Nov. 21, 2009	Air Force	38-21	9-2	6-1	3:12	64,071
Nov. 28, 2009	No. 21 Utah	26-23	10-2	7-1	3:54	64,301



# 2009 COUGAR FOOTBALL

## OFFENSIVE SEASON/CAREER HIGHS

### INDIVIDUAL 2009 SEASON AND CAREER HIGHS

RUSHING					
NO.	NAME	CARRIES	YARDS	TOUCHDOWNS	LONG
4	O'Neill Chambers Career:	1 (Tulane) same	8 (Tulane) same	-- --	8 (Tulane) same
10	JJ DiLuigi Career:	12 (Tulane) same	71 (Tulane) same	2 (Tulane) same	38 (UNLV) same
11	Manase Tonga Career:	7 (Utah State) 13 (UNM 2007)	31 (Utah State) 54 (UNM 2007)	1 (USU/Wyoming) 2 (UNM 2007)	13 (UNLV) 19 (Boston College 2006)
13	Riley Nelson Career:	10 (Wyoming) same	71 (Wyoming) same	1 (Tulane/UNLV/Wyoming) same	17 (Wyoming) same
15	Max Hall Career:	14 (San Diego State) same	47 (San Diego State) same	1 (CSU/SDSU) 1 (seven times)	27 (Utah) 31 (UNLV 2008)
26	JoJo Pili Career:	2 (UNLV) same	6 (UNLV) same	1 (UNLV) same	5 (UNLV) same
28	Anthony Heimuli Career:	1 (Tulane) same	4 (Tulane) same	-- --	4 (Tulane) same
29	Luke Ashworth Career:	1 (San Diego State) same	6 (San Diego State) same	-- --	6 (San Diego State) same
33	Bryan Kariya Career:	17 (Oklahoma) same	63 (Tulane) same	1 (Tulane/Wyoming) 1 (three times)	15 (Oklahoma) 16 (Arizona 2008)
34	Tucker Lamb Career:	2 (Tulane) same	9 (Tulane) same	-- --	6 (Tulane) same
36	Mike Hague Career:	4 (Tulane) 9 (UNLV 2006)	15 (Tulane) 123 (UNLV 2006)	-- 1 (UNLV 2006)	8 (Tulane) 87 (UNLV 2006)
45	Harvey Unga Career:	26 (San Diego State) same	149 (UNLV) 177 (UNLV 2007)	3 (CSU/UNLV) 3 (three times)	52 (UNLV) same

RECEIVING					
NO.	NAME	RECEPTIONS	YARDS	TOUCHDOWNS	LONG
4	O'Neill Chambers Career:	5 (Florida State) same	70 (Colorado State) same	1 (Air Force) 1 (two times)	37 (Colorado State) same
6	McKay Jacobson Career:	4 (Oklahoma) same	111 (Florida State) same	1 (four times) 2 (UNLV 2006)	80 (Florida State) same
10	JJ Di Luigi Career:	5 (Wyoming) same	94 (Wyoming) same	2 (Wyoming) same	44 (Wyoming) same
11	Manase Tonga Career:	5 (UNLV/AFA) 6 (Air Force 2007)	63 (Air Force) 69 (Air Force 2007)	1 (three times) 1 (four times)	24 (UNLV) 25 (Wyoming 2007)
28	Anthony Heimuli Career:	1 (Tulane) same	5 (Tulane) same	-- --	5 (Tulane) same
29	Luke Ashworth Career:	5 (Utah State) same	91 (Utah State) same	1 (three times) same	48 (Utah State) same
32	Dennis Pitta Career:	9 (Air Force) 12 (CSU 2008)	111 (Air Force) 213 (Northern Iowa 2008)	2 (USU/AFA) 2 (five times)	35 (UNLV) 46 (UNI 2008)
33	Bryan Kariya Career:	4 (Oklahoma) same	76 (Oklahoma) same	1 (Tulane/SDSU) same	49 (Oklahoma) same
36	Mike Hague Career:	-- 1 (SDSU 2006)	-- 4 (SDSU 2006)	-- --	-- 4 (SDSU 2006)
45	Harvey Unga Career:	3 (New Mexico/AFA) 9 (Arizona 2007)	37 (San Diego State) 127 (Arizona 2007)	1 (TCU) 2 (UCLA 2008)	28 (San Diego State) 53 (CSU 2007)
83	Spencer Hafoka Career:	3 (TCU/AFA) same	31 (TCU) same	-- --	24 (Colorado State) same
85	Brett Thompson Career:	2 (UNLV/TCU) same	52 (UNLV) same	-- --	46 (UNLV) same
88	Andrew George Career:	5 (Air Force) 5 (two times)	75 (San Diego State) same	1 (five times) 2 (New Mexico 2008)	37 (New Mexico) same

PASSING						
NO.	NAME	ATTEMPTS	COMPLETIONS	YARDS	TOUCHDOWNS	LONG
13	Riley Nelson Career:	5 (TCU) same	3 (Florida State) same	59 (Florida State) same	1 (Florida State) same	31 (Florida State) same
15	Max Hall Career:	45 (Air Force) 57 (Tulsa 2007)	33 (Air Force) 34 (two times)	377 (Air Force) 537 (Tulsa 2007)	5 (Air Force) 7 (UCLA 2008)	80 (Florida State) same



# 2009 COUGAR FOOTBALL

## DEFENSIVE & SPECIAL TEAMS SEASON/CAREER HIGHS

### INDIVIDUAL 2009 SEASON AND CAREER HIGHS (CONT'D)

TACKLES							
NO.	NAME	UT	AT	TT	TFL	INT	SACKS
1	Jordan Pendleton Career:	7 (New Mexico) same	3 (TCU/AFA) same	8 (New Mexico) same	2 (New Mexico) same	1 (UNLV) 1 (Wyoming 2008)	2 (New Mexico) --
5	Brandon Bradley Career:	9 (Florida State) same	3 (TCU/Utah) same	11 (Utah) same	-- --	-- --	-- --
7	Brian Logan Career:	8 (Florida State) same	5 (Colorado State) same	11 (Florida State) same	2 (New Mexico) same	1 (Tul/CSU/Wyo) same	-- --
18	Craig Bills Career:	4 (UNLV) same	4 (Florida State) same	6 (Florida State) same	-- --	1 (Tulane/Wyo) same	-- --
20	Lee Aguirre Career:	4 (Wyoming) same	1 (TCU/AFA) same	4 (Wyoming) same	-- --	-- --	-- --
21	Scott Johnson Career:	10 (Colorado State) same	7 (Air Force) 8 (New Mexico 2008)	12 (Colorado State) same	1 (CSU/TCU) 1 (four times)	2 (UNLV) same	-- --
22	Andrew Rich Career:	9 (New Mexico) same	8 (TCU) same	12 (New Mexico) same	1 (three times) same	2 (Air Force) same	1 (New Mexico) same
26	Robbie Buckner Career:	4 (Utah State) same	-- --	4 (Utah State) same	-- --	-- --	-- --
27	Blake Morgan Career:	2 (three times) 2 (four times)	2 (Wyoming) same	4 (Wyoming) same	-- --	-- --	-- --
35	Matt Bauman Career:	6 (Utah State) 9 (Utah 2008)	7 (TCU) 9 (UNLV 2008)	7 (three times) 13 (UNLV 2008)	1 (UNLV/UNM) 2 (Utah State 2008)	-- --	-- 1 (three times)
37	Vic So'oto Career:	2 (Tulane) 3 (UNI 2008)	1 (five times) 2 (UNI 2008)	2 (three times) same	2 (Tulane) same	-- --	1 (CSU) same
39	Grant Nelson Career:	3 (Tulane) same	3 (Wyoming/AFA) same	4 (three times) same	2 (Tulane) same	-- --	2 (Tulane) same
41	Coleby Clawson Career:	6 (New Mexico) same	6 (Utah State/AFA) 6 (three times)	9 (Colorado State) same	2 (UNLV) 2.5 (UNI 2008)	-- --	2 (UNLV) 2 (two times)
42	Shawn Doman Career:	5 (New Mexico) 5 (two times)	9 (Air Force) same	11 (Air Force) same	1 (USU/Wyoming) 1 (UCLA 2007)	-- --	1 (Utah State) --
43	Jordan Atkinson Career:	1 (five times) same	1 (Utah State/UNLV) --	2 (UNLV) same	-- --	-- --	-- --
47	Terrance Hooks Career:	5 (Florida State) same	5 (Utah State) same	9 (Utah State) same	1 (Oklahoma/USU) same	-- --	1 (Oklahoma) same
51	Shane Hunter Career:	2 (UNLV) same	3 (Air Force) same	4 (Air Force) same	1 (Air Force) same	-- --	-- --
52	Russell Tialavea Career:	1 (three times) 3 (two times)	2 (TCU) 2 (seven times)	2 (three times) 4 (three times)	.5 (Tulane) 2 (Oregon 2006)	-- --	-- 1 (Oregon 2006)
55	Brandon Ogletree Career:	2 (Tulane/FSU/CSU) --	3 (Florida State) same	5 (Florida State) same	-- --	-- --	-- --
57	Matt Putnam Career:	1 (USU/Wyoming) 4 (Utah State 2008)	1 (four times) 3 (Wyoming 2008)	2 (Utah State) 4 (Utah State 2008)	1 (Wyoming) 1 (three times)	-- 1 (UCLA 2008)	1 (Wyoming) 1 (three times)
58	Jeff Bell Career:	1 (UNLV/SDSU) 1 (four times)	1 (four times) same	2 (UNLV) same	-- 1 (Wyoming 2008)	-- --	-- 1 (Wyo. 2008)
84	Jan Jorgensen Career:	5 (Oklahoma) same (three times)	7 (Air Force) 10 (UNM 2008)	10 (Air Force) 13 (CSU 2007)	2 (New Mexico) 3 (three times)	-- --	1.5 (New Mexico) 3 (CSU 2007)
92	Brett Denney Career:	3 (Oklahoma/TCU) 6 (Utah State 2008)	11 (Air Force) same	13 (Air Force) same	1 (Utah State/TCU) 4 (Utah State 2008)	-- --	1 (USU/TCU) 1 (six times)
97	Tevita Hola Career:	1 (Tulane) same	1 (Utah State) same	1 (Tulane/USU) same	-- --	-- --	-- --
98	Romney Fuga Career:	4 (San Diego State) same	6 (Colorado State) same	9 (Colorado State) same	2 (Colorado State) same	-- --	1 (CSU) same

### KICK RETURNS

NO.	NAME	LONG
4	O'Neill Chambers Career:	97 (UNLV) same
6	McKay Jacobson Career:	16 (Oklahoma) 32 (Boston College 2006)
10	JJ Di Luigi Career:	38 (Utah State) same
24	Steven Thomas Career:	22 (Oklahoma) same
83	Spencer Hafoka Career:	18 (Utah State) same

### PUNT RETURNS

NO.	NAME	LONG
4	O'Neill Chambers Career:	43 (Utah) same
6	McKay Jacobson Career:	2 (Oklahoma) 77 (Wyoming 2006)
83	Spencer Hafoka Career:	14 (San Diego State) 21 (CSU 2008)

### FIELD GOALS

NO.	NAME	LONG		
38	Mitch Payne Career:	49 (Air Force) same		
PUNTS				
NO.	NAME	#	YARDS	LONG
99	Riley Stephenson Career:	9 (Utah) same	377 (Utah) same	59 (Utah) same



# 2009 COUGAR FOOTBALL RECORD WATCH

## RECORDS TO WATCH

As the season continues, several current BYU and MWC records are in jeopardy of getting broken. Below is a list of records to keep an eye on throughout the remainder of the season.

	RECORD TO WATCH	ACTUAL	CURRENT HOLDER	CURRENT RECORD	DIFFERENCE
Max Hall	MWC Career Passing Attempts	1,313	John Beck (2003-06)	1,418	-105
	MWC Career Passing Completions	884	John Beck (2003-06)	885	-1
	MWC Most 400-Yard Passing Games	2	John Beck (2003-06)	3	-1
Dennis Pitta	BYU Career Tight End Touchdown Receptions	20	Gordon Hudson (1980-83)	22	-2

## REWRITING THE RECORD BOOKS

As the 2009 season has come to an end, so have numerous BYU, MWC and national team and individual records. Below is a list of Cougars who have helped rewrite the record books so far this year.

	RECORD BROKEN	NEW RECORD	PRIOR HOLDER	PREV. RECORD	DIFFERENCE
O'Neill Chambers	MWC Longest Kick Return (Sophomore)	97	Dexter Wynn (CSU)	95	+2
Max Hall	BYU Quarterback Career Wins	31	Ty Detmer (1988-91)	30	+1
	MWC Career Total Offensive Yards	11,366	John Beck (2003-06)	11,060	+306
	MWC Career Passing Yards	11,173	John Beck (2003-06)	11,021	+152
	MWC Career Passing Touchdowns	91	John Beck (2003-06)	79	+12
	MWC Career 300-Yard Passing Games	20	John Beck (2003-06)	17	+3
	MWC 300-Yard Passing Games in a Season	8	Max Hall (2008)	7	+1
Jan Jorgensen	MWC Career Sacks	29.0	Tuohy (2004-07)/Ortiz (2005-07)	20.5	+7.5
	MWC Career Tackles for Loss	44	Chase Ortiz (2005-07)	41.5	+2.5
Mitch Payne	MWC Career PATs Made	151	Matt Payne (2001-04)	150	+1
	MWC PATs Made in a Game (Junior)	8	Ryan Harrison (AFA)	7	+1
Dennis Pitta	NCAA Career Tight End Receiving Yards	2,856	Ibn Green (1996-99)	2,830	+26
	BYU Career Tight End Receiving Yards	2,856	Gordon Hudson (1980-83)	2,484	+372
	BYU Career Tight End Receptions	216	Gordon Hudson (1980-83)	178	+38
	BYU Career Receptions	216	Austin Collie (2004, 07-08)	215	+1
Harvey Unga	BYU Career Rushing Yards	3,384	Curtis Brown (2002, 2004-06)	3,221	+163
	BYU Career Rush Attempts	672	Curtis Brown (2002, 2004-06)	641	+31

Bold denotes current increasing record



# 2009 COUGAR FOOTBALL

## GAME-BY-GAME

### GAME 1 - SEPTEMBER 5, 2009 NO. 3 OKLAHOMA VS. NO. 20 BYU COWBOYS STADIUM - ARLINGTON, TEXAS

#### Score by Quarters 1 2 3 4 Score

BYU..... 0 7 0 7 - 14 Record: (1-0)  
Oklahoma..... 7 3 0 3 - 13 Record: (0-1)

#### Scoring Summary:

1st 04:56 OU - Broyles, Ryan 8 yd pass from Bradford, Sam (Stevens, Jimmy kick), 6-35 2:18, BY 0 - OU 7  
2nd 01:25 BY - GEORGE, Andrew 5 yd pass from HALL, Max (PAYNE, Mitch kick), 5-63 2:47, BY 7 - OU 7  
00:02 OU - Stevens, Jimmy 35 yd field goal, 6-52 1:18, BY 7 - OU 10  
4th 11:47 OU - Stevens, Jimmy 22 yd field goal, 9-22 3:43, BY 7 - OU 13  
03:03 BY - JACOBSON, McKay 7 yd pass from HALL, Max (PAYNE, Mitch kick), 16-78 8:38, BY 14 - OU 13

	BY	OU
FIRST DOWNS.....	17	15
RUSHES-YARDS (NET).....	33-28	31-118
PASSING YDS (NET).....	329	147
Passes Att-Comp-Int.....	38-26-2	26-16-0
TOTAL OFFENSE PLAYS-YARDS.....	71-357	57-265
Fumble Returns-Yards.....	0-0	0-0
Punt Returns-Yards.....	2-3	2-6
Kickoff Returns-Yards.....	4-61	2-27
Interception Returns-Yards.....	0-0	2-19
Punts (Number-Avg).....	5-39.6	7-44.4
Fumbles-Lost.....	3-2	3-2
Penalties-Yards.....	10-87	12-93
Possession Time.....	37:02	22:58
Third-Down Conversions.....	8 of 17	2 of 11
Fourth-Down Conversions.....	1 of 1	0 of 0
Red-Zone Scores-Chances.....	2-3	3-4
Sacks By: Number-Yards.....	1-1	4-19

**RUSHING:** BY-KARIYA, Bryan 17-42; DI LUIGI, JJ 1-4; TONGA, Manase 6-3; HALL, Max 6-minus 8; TEAM 3-minus 13. Oklahoma-Brown, Chris 14-59; Murray, DeMarco 10-58; Broyles, Ryan 1-5; Calhoun, Jermie 1-3; Clapp, Matt 1-1; Madu, Mossis 1-minus 2; Jones, Landry 3-minus 6.

**PASSING:** BY-HALL, Max 26-38-2-329. Oklahoma-Bradford, Sam 10-14-0-96; Jones, Landry 6-12-0-51.

**RECEIVING:** BY-PITTA, Dennis 7-90; KARIYA, Bryan 4-76; JACOBSON, McKay 4-69; CHAMBERS, O'Nei 4-48; GEORGE, Andrew 3-26; DI LUIGI, JJ 3-18; TONGA, Manase 1-2. Oklahoma-Caleb, Brandon 4-57; Broyles, Ryan 4-26; Tennell, Adron 2-20; Miller, Dejuan 2-14; Murray, DeMarco 2-10; Ratterree, T. 1-12; Brown, Chris 1-8.

**INTERCEPTIONS:** BY-None. Oklahoma-Reynolds, Ryan 1-22; Clayton, Keenan 1-minus 3.

**FUMBLES:** BY-TEAM 1-1; CHAMBERS, O'Nei 1-1; KARIYA, Bryan 1-0. Oklahoma-Broyles, Ryan 1-1; Jones, Landry 1-0; Murray, DeMarco 1-1.

**SACKS (UA-A):** BY-HOOKS, Terrance 1-0. Oklahoma-English, Auston 1-0; Taylor, Adrian 1-0; Nelson, Jonatha 1-0; Reynolds, Ryan 1-0.

**TACKLES (UA-A):** BY-BRADLEY, Brando 6-2; JORGENSEN, Jan 5-0; HOOKS, Terrance 4-1; RICH, Andrew 4-1; LOGAN, Brian 4-0; DENNEY, Brett 3-1; PENDLETON, Jord 2-2; DOMAN, Shawn 1-4; JOHNSON, Scott 2-1; BAUMAN, Matt 2-0; MORGAN, Blake 2-0; SO'OTO, Vic 1-1; TIALAVEA, Russe 1-1; BILLS, Craig 1-0; REYNOLDS, Matt 1-0; FUGA, Romney 1-0; PITTA, Dennis 1-0; CLAWSON, Coleby 1-0; BELL, Jeff 0-1; OGLETREE, Brand 0-1.

### GAME 2 - SEPTEMBER 12, 2009 NO. 9 BYU AT TULANE LOUISIANA SUPERDOME - NEW ORLEANS, LA

#### Score by Quarters 1 2 3 4 Score

BYU..... 3 17 14 20 - 54 Record: (2-0)  
Tulane..... 0 3 0 0 - 3 Record: (0-2,1-0)

#### Scoring Summary:

1st 06:23 BY - PAYNE, Mitch 31 yd field goal, 10-45 4:48, BY 3 - TLN 0  
2nd 14:15 BY - PAYNE, Mitch 20 yd field goal, 13-86 4:45, BY 6 - TLN 0  
06:03 TLN - THEVENOT, R. 29 yd field goal, 16-56 8:12, BY 6 - TLN 3  
03:28 BY - KARIYA, Bryan 1 yd run (PAYNE, Mitch kick), 6-67 2:35, BY 13 - TLN 3  
00:25 BY - KARIYA, Bryan 12 yd pass from HALL, Max (PAYNE, Mitch kick), 7-38 2:53, BY 20 - TLN 3  
3rd 06:24 BY - DI LUIGI, JJ 3 yd run (PAYNE, Mitch kick), 13-89 4:59, BY 27 - TLN 3  
03:02 BY - JACOBSON, McKay 38 yd pass from HALL, Max (PAYNE, Mitch kick), 5-80 1:07, BYU 34 - TLN 3  
4th 13:07 BY - DI LUIGI, JJ 1 yd run (PAYNE, Mitch kick failed), 9-73 3:30, BY 40 - TLN 3  
11:47 BY - PENDLETON, J. 12 yd fumble recovery (PAYNE, Mitch kick), BY 47 - TLN 3  
08:15 BY - NELSON, Riley 1 yd run (PAYNE, Mitch kick), 5-19 2:00, BY 54 - TLN 3

	BY	TLN
FIRST DOWNS.....	35	9
RUSHES-YARDS (NET).....	45-206	24-37
PASSING YDS (NET).....	321	125
Passes Att-Comp-Int.....	34-26-1	28-20-2
TOTAL OFFENSE PLAYS-YARDS.....	79-527	52-162
Fumble Returns-Yards.....	1-12	0-0
Punt Returns-Yards.....	0-0	0-0
Kickoff Returns-Yards.....	2-45	8-149
Interception Returns-Yards.....	2-37	1-1
Punts (Number-Avg).....	0-0.0	5-37.0
Fumbles-Lost.....	0-0	2-2
Penalties-Yards.....	5-47	10-102
Possession Time.....	33:40	26:20
Third-Down Conversions.....	6 of 9	4 of 12
Fourth-Down Conversions.....	0 of 1	0 of 0
Red-Zone Scores-Chances.....	7-7	1-1
Sacks By: Number-Yards.....	3-19	0-0

**RUSHING:** BY-DI LUIGI, JJ 12-71; KARIYA, Bryan 12-63; UNGA, Harvey 3-17; HALL, Max 3-15; HAGUE, Mike 4-15; LAMB, Tucker 2-9; CHAMBERS, O. 1-8; TONGA, Manase 2-7; HEIMULI, A. 1-4; NELSON, Riley 2-2; TEAM 3-minus 5. TLN-ANDERSON, A. 12-36; JASON, P. 4-15; WILLIAMS, J. 2-4; WILLIAMS, A. 2-minus 1; KEMP, J. 4-minus 17.

**PASSING:** BY-HALL, Max 24-32-1-309; NELSON, Riley 2-2-0-12. TLN-KEMP, J. 14-19-1-101; MOORE, K. 4-6-1-10; GRIFFIN, R. 2-2-0-14; WILLIAMS, J. 0-1-0-0.

**RECEIVING:** BY-PITTA, Dennis 4-47; CHAMBERS, O. 4-38; JACOBSON, McKay 3-79; ASH-WORTH, Luke 3-49; GEORGE, Andrew 2-28; KARIYA, Bryan 2-23; HAFOKA, Spencer 2-19; DI LUIGI, JJ 2-16; TONGA, Manase 1-6; THOMPSON, Brett 1-6; HEIMULI, A. 1-5; UNGA, Harvey 1-5. TLN-WILLIAMS, J. 5-56; GRANT, R. 5-14; ANDERSON, A. 3-12; JASON, P. 2-10; ROBOTTON, C. 2-9; HELM, T. 1-12; PONDER, D.J. 1-7; MITCHELL, A. 1-5.

**INTERCEPTIONS:** BY-LOGAN, Brian 1-21; BILLS, Craig 1-16. TLN-ECHEBELEM, C. 1-1.

**FUMBLES:** BY-None. TLN-GRANT, R. 2-2.

**SACKS (UA-A):** BY-NELSON, Grant 2-0. TLN-None.

**TACKLES (UA-A):** BY-HOOKS, Terrance 4-0; JOHNSON, Scott 3-2; DOMAN, Shawn 3-2; BAUMAN, Matt 3-2; NELSON, Grant 3-1; BRADLEY, B. 3-1; TE'O, Shiloah 3-0; RICH, Andrew 2-2; CLAWSON, Coleby 2-2; SO'OTO, Vic 2-0; OGLETREE, B. 2-0; LOGAN, Brian 2-0; HUNTER, Shane 1-1; PENDLETON, J. 1-1; AGUIRRE, Lee 1-0; ATKINSON, Jorda 1-0; HOLA, Tevita 1-0; HAGUE, Mike 1-0; LAMB, Tucker 1-0; PAYNE, Mitch 1-0; MARSHALL, Matt 1-0; BILLS, Craig 1-0; PITTA, Dennis 1-0; MORGAN, Blake 1-0; JORGENSEN, Jan 0-2; TIALAVEA, R. 0-1; FUGA, Romney 0-1.



# 2009 COUGAR FOOTBALL

## GAME-BY-GAME

**GAME 3 - SEPTEMBER 19, 2009**  
**FLORIDA STATE VS. NO. 7 BYU**  
**LAVELL EDWARDS STADIUM - PROVO, UTAH**

**Score by Quarters** 1 2 3 4 Score

BYU..... 0 14 7 7 - 28 Record: (2-1)  
Florida State..... 7 23 14 10 - 54 Record: (2-1)

**Scoring Summary:**

1st 10:05 FS - Jones, T 4 yd run (Hopkins, D kick), 11-80 4:55, FS 7 - BY 0  
2nd 14:25 FS - Pryor, L 1 yd run (Hopkins, D kick failed), 17-86 8:19, FS 13 - BY 0  
09:39 BY - UNGA, Harvey 12 yd run (PAYNE, Mitch kick), 11-80 4:46, FS 13 - BY 7  
08:25 FS - Pryor, L 9 yd run (Hopkins, D kick), 3-60 1:07, FS 20 - BY 7  
05:11 BY - TONGA, Manase 3 yd pass from HALL, Max (PAYNE, Mitch kick),  
8-80 3:14, FS 20 - BY 14  
00:24 FS - Piurowski, C 5 yd pass from Ponder, C (Hopkins, D kick), 12-82  
4:49, FS 27 - BY 14  
00:00 FS - Hopkins, D 33 yd field goal, 2-15 0:17, FS 30 - BY 14  
3rd 12:52 FS - Reid, G 63 yd interception return (Hopkins, D kick), , FS 37 - BY 14  
05:11 FS - Ponder, C 6 yd run (Hopkins, D kick), 10-70 5:09, FS 44 - BY 14  
04:59 BY - JACOBSON, McKay 80 yd pass from HALL, Max (PAYNE, Mitch  
kick), 1-80 0:12, FS 44 - BY 21  
4th 10:21 FS - Hopkins, D 35 yd field goal, 8-21 4:13, FS 47 - BY 21  
07:32 FS - Fortson, J 16 yd pass from Ponder, C (Hopkins, D kick), 3-13 2:05,  
FS 54 - BY 21  
03:13 BY - DI LUIGI, JJ 29 yd pass from NELSON, Riley (PAYNE, Mitch kick),  
4-76 1:38, FS 54 - BY 28

	FS	BY
FIRST DOWNS.....	27	20
RUSHES-YARDS (NET).....	49-313	19-108
PASSING YDS (NET).....	199	365
Passes Att-Comp-Int.....	28-22-0	34-23-3
TOTAL OFFENSE PLAYS-YARDS.....	77-512	53-473
Fumble Returns-Yards.....	0-0	0-0
Punt Returns-Yards.....	0-0	0-0
Kickoff Returns-Yards.....	3-71	2-23
Interception Returns-Yards.....	3-97	0-0
Punts (Number-Avg).....	1-38.0	1-43.0
Fumbles-Lost.....	1-0	2-2
Penalties-Yards.....	9-74	3-24
Possession Time.....	39:51	20:09
Third-Down Conversions.....	12 of 15	3 of 6
Fourth-Down Conversions.....	0 of 0	0 of 1
Red-Zone Scores-Chances.....	8-8	2-3
Sacks By: Number-Yards.....	1-5	0-0

**RUSHING:** BY-UNGA, Harvey 10-97; KARIYA, Bryan 4-12; DI LUIGI, JJ 1-2; TONGA, Manase 2-2; HALL, Max 2-minus 5.

**PASSING:** Florida State-Ponder, C 21-26-0-195; Manuel, EJ 1-2-0-4. BY-HALL, Max 20-31-3-306; NELSON, Riley 3-3-0-59.

**RECEIVING:** Florida State-Fortson, J 6-62; Piurowski, C 5-38; Owens, R 3-35; Reed, B 3-34; Goodman, R 1-20; Reliford, B 1-6; Little, J 1-4; Givens, L 1-1; Jones, T 1-minus 1. BY-PITTA, Dennis 5-60; CHAMBERS, O'Nei 5-32; TONGA, Manase 4-39; JACOBSON, McKay 2-111; DI LUIGI, JJ 2-32; GEORGE, Andrew 2-22; KARIYA, Bryan 1-41; ASHWORTH, Luke 1-20; HAFOKA, Spencer 1-8.

**FUMBLES:** Florida State-Piurowski, C 1-0. BY-JORGENSEN, Jan 1-1; CHAMBERS, O'Nei 1-1.

**TACKLES (UA-A):** BY-BRADLEY, Brando 9-1; LOGAN, Brian 8-3; HOOKS, Terrance 5-3; RICH, Andrew 5-2; CLAWSON, Coleby 4-2; PENDLETON, Jord 4-2; DOMAN, Shawn 2-4; BILLS, Craig 2-4; OGLETREE, Brand 2-3; JORGENSEN, Jan 1-3; BAUMAN, Matt 1-2; MORGAN, Blake 1-1; DENNEY, Brett 1-1; SO'OTO, Vic 1-1; FUGA, Romney 0-3; TONGA, Manase 1-0; NELSON, Grant 0-1.

**GAME 4 - SEPTEMBER 26, 2009**  
**COLORADO STATE VS. NO. 19 BYU**  
**LAVELL EDWARDS STADIUM - PROVO, UTAH**

**Score by Quarters** 1 2 3 4 Score

BYU..... 21 0 7 14 - 42 Record: (3-1, 1-0 MWC)  
Colorado State..... 0 7 7 9 - 23 Record: (2-1, 0-1 MWC)

**Scoring Summary:**

1st 12:44 BY - UNGA, Harvey 4 yd run (PAYNE, Mitch kick), 2-15 0:39, CS 0 - BY 7  
03:04 BY - HALL, Max 1 yd run (PAYNE, Mitch kick), 2-39 0:37, CS 0 - BY 14  
00:25 BY - UNGA, Harvey 5 yd run (PAYNE, Mitch kick), 2-18 0:35, CS 0 - BY 21  
2nd 09:56 CS - MORTON, Dion 3 yd pass from STUCKER, Grant (DELIN, Ben  
kick), 10-63 5:20, CS 7 - BY 21  
3rd 06:56 BY - PITTA, Dennis 18 yd pass from HALL, Max (PAYNE, Mitch kick),  
10-82 4:33, CS 7 - BY 28  
02:51 CS - MASON, Leonard 5 yd run (DELIN, Ben kick), 8-64 3:55, CS 14 - BY 28  
4th 14:02 CS - DELIN, Ben 38 yd field goal, 7-40 2:09, CS 17 - BY 28  
07:04 BY - UNGA, Harvey 2 yd run (PAYNE, Mitch kick), 15-68 6:51, CS 17 - BY 35  
05:02 CS - LIGGETT, Tyson 13 yd pass from STUCKER, Grant (STUCKER,  
Grant rush failed), 9-83 1:57, CS 23 - BY 35  
04:05 BY - HAFOKA, Spencer 24 yd pass from HALL, Max (PAYNE, Mitch kick),  
3-28 0:57, CS 23 - BY 42

	CS	BY
FIRST DOWNS.....	26	20
RUSHES-YARDS (NET).....	28-66	34-132
PASSING YDS (NET).....	372	241
Passes Att-Comp-Int.....	50-30-2	29-18-2
TOTAL OFFENSE PLAYS-YARDS.....	78-438	63-373
Fumble Returns-Yards.....	0-0	0-0
Punt Returns-Yards.....	2-2	2-22
Kickoff Returns-Yards.....	6-140	3-69
Interception Returns-Yards.....	2-0	2-20
Punts (Number-Avg).....	5-34.4	4-51.0
Fumbles-Lost.....	1-0	1-0
Penalties-Yards.....	6-52	10-117
Possession Time.....	33:19	26:41
Third-Down Conversions.....	7 of 17	11 of 16
Fourth-Down Conversions.....	1 of 2	0 of 0
Red-Zone Scores-Chances.....	3-5	5-5
Sacks By: Number-Yards.....	2-8	3-35

**RUSHING:** BY-UNGA, Harvey 22-113; TONGA, Manase 1-11; HALL, Max 8-4; DI LUIGI, JJ 1-4; KARIYA, Bryan 1-3; TEAM 1-minus 3.

**PASSING:** Colorado State-STUCKER, Grant 30-50-2-372. BYU-HALL, Max 18-29-2-241.

**RECEIVING:** Colorado State-LIGGETT, Tyson 11-156; MORTON, Dion 5-43; PEITZ, Eric 4-48; PAUGA, Zac 4-26; MOSURE, John 3-51; YEMM, Matt 2-29; GREER, Rashaun 1-19. BYU-PITTA, Dennis 5-59; CHAMBERS, O'Nei 3-70; ASHWORTH, Luke 2-24; JACOBSON, McKay 2-21; KARIYA, Bryan 2-9; HAFOKA, Spencer 1-24; DI LUIGI, JJ 1-14; TONGA, Manase 1-13; GEORGE, Andrew 1-7.

**INTERCEPTIONS:** Colorado State-KAWULOK, Michae 1-0; OPPENNEER, Nick 1-0. BYU-LOGAN, Brian 1-20; RICH, Andrew 1-0.

**FUMBLES:** Colorado State-STUCKER, Grant 1-0. BYU-HALL, Max 1-0.

**SACKS (UA-A):** Colorado State-GIPSON, Chris 2-0. BYU-SO'OTO, Vic 1-0; CLAWSON, Coleby 1-0; FUGA, Romney 1-0.

**TACKLES (UA-A):** BY-JOHNSON, Scott 10-2; RICH, Andrew 6-4; CLAWSON, Coleby 4-5; FUGA, Romney 3-6; LOGAN, Brian 3-5; DOMAN, Shawn 2-6; BRADLEY, Brando 3-2; HOOKS, Terrance 2-2; OGLETREE, Brand 2-1; BAUMAN, Matt 1-2; JORGENSEN, Jan 1-1; PENDLETON, Jord 0-2; DENNEY, Brett 0-2; MENDENHALL, Zek 1-0; THOMAS, Steven 1-0; SO'OTO, Vic 1-0; MEES, Carter 1-0; NELSON, Grant 1-0; HUNTER, Shane 0-1; HOLA, Tevita 0-1; TE'O, Shiloah 0-1; PACE, John 0-1; MARSHALL, Matt 0-1; GASKINS, Brende 0-1.





# 2009 COUGAR FOOTBALL GAME-BY-GAME

**GAME 5 - OCTOBER 2, 2009**  
**UTAH STATE VS. NO. 20 BYU**  
**LAVELL EDWARDS STADIUM - PROVO, UTAH**

**Score by Quarters** 1 2 3 4 Score

BYU..... 7 14 0 14 - 35 Record: (4-1, 1-0 MWC)  
Utah State..... 7 0 3 7 - 17 Record: (1-3)

**Scoring Summary:**

1st 10:28 USU - Diondre Borel 6 yd run (Chris Ulinski kick), 8-50 3:43, USU 7 - BY 0  
02:14 BY - PITTA, Dennis 6 yd pass from HALL, Max (PAYNE, Mitch kick), 18-83 8:07, USU 7 - BY 7  
2nd 14:22 BY - ASHWORTH, Luke 48 yd pass from HALL, Max (PAYNE, Mitch kick), 4-72 1:22, USU 7 - BY 14  
00:29 BY - TONGA, Manase 3 yd run (PAYNE, Mitch kick), 2-29 0:10, USU 7 - BY 21  
3rd 08:05 USU - Chris Ulinski 20 yd field goal, 7-45 3:13, USU 10 - BY 21  
4th 13:09 BY - UNGA, Harvey 8 yd run (PAYNE, Mitch kick), 2-31 0:40, USU 10 - BY 28  
02:45 BY - PITTA, Dennis 13 yd pass from HALL, Max (PAYNE, Mitch kick), 11-64 6:20, USU 10 - BY 35  
00:03 USU - Xavier Bowman 16 yd pass from Diondre Borel (Chris Ulinski kick), 10-73 2:34, USU 17 - BY 35

	USU	BY
FIRST DOWNS.....	20	22
RUSHES-YARDS (NET).....	37-109	43-213
PASSING YDS (NET).....	213	218
Passes Att-Comp-Int.....	30-20-0	23-16-2
TOTAL OFFENSE PLAYS-YARDS.....	67-322	66-431
Fumble Returns-Yards.....	1-7	0-0
Punt Returns-Yards.....	1-3	1-9
Kickoff Returns-Yards.....	4-75	3-73
Interception Returns-Yards.....	2-16	0-0
Punts (Number-Avg).....	5-49.2	3-37.0
Fumbles-Lost.....	2-1	1-1
Penalties-Yards.....	6-55	8-54
Possession Time.....	28:45	31:15
Third-Down Conversions.....	6 of 14	8 of 12
Fourth-Down Conversions.....	0 of 2	1 of 1
Red-Zone Scores-Chances.....	3-3	4-4
Sacks By: Number-Yards.....	1-4	3-8

**RUSHING:** Utah State-Robert Turbin 17-47; Diondre Borel 16-38; Michael Smith 4-24. BYU-UNGA, Harvey 21-118; TONGA, Manase 7-31; DI LUIGI, JJ 4-20; HALL, Max 6-17; KARIYA, Bryan 3-14; NELSON, Riley 1-13; TEAM 1-0.

**PASSING:** Utah State-Diondre Borel 20-28-0-213; Team 0-2-0-0. BYU-HALL, Max 16-23-2-218.

**RECEIVING:** Utah State-Omar Sawyer 4-58; S. Morrison 3-36; Eric Moats 2-25; Xavier Bowman 2-24; Austin Alder 2-20; Mikhail Morgan 2-17; Jeremy Mitchell 1-11; Kellen Bartlett 1-11; Nnamdi Gwacham 1-9; Robert Turbin 1-5; Michael Smith 1-minus 3. BYU-ASHWORTH, Luke 5-91; PITTA, Dennis 5-83; CHAMBERS, O'Nei 2-15; TONGA, Manase 2-14; GEORGE, Andrew 1-9; HAFOKA, Spencer 1-6.

**INTERCEPTIONS:** Utah State-Rajric Coleman 1-16; Kejon Murphy 1-0. BYU-None.

**FUMBLES:** Utah State-Diondre Borel 2-1. BYU-HAFOKA, Spencer 1-1.

**SACKS (UA-A):** Utah State-James Brindley 1-0. BYU-DOMAN, Shawn 1-0; JORGENSEN, Jan 1-0; DENNEY, Brett 1-0.

**TACKLES (UA-A):** BY-JOHNSON, Scott 6-3; HOOKS, Terrance 4-5; JORGENSEN, Jan 3-5; CLAWSON, Coleby 2-6; BAUMAN, Matt 6-1; BUCKNER, Robbie 4-0; RICH, Andrew 4-0; DENNEY, Brett 2-2; FUGA, Romney 3-0; DOMAN, Shawn 1-2; PUTNAM, Matt 1-1; PENDLETON, Jord 1-1; HUNTER, Shane 0-2; KARIYA, Bryan 1-0; NELSON, Grant 1-0; BRADLEY, Brando 1-0; TE'O, Shiloah 1-0; REYNOLDS, Matt 1-0; UALE, Travis 0-1; LOGAN, Brian 0-1; ATKINSON, Jorda 0-1; MARSHALL, Matt 0-1; HOLA, Tevita 0-1; MEES, Carter 0-1.

**GAME 6 - OCTOBER 10, 2009**  
**NO. 18 BYU AT UNLV**  
**SAM BOYD STADIUM - LAS VEGAS, NEVADA**

**Score by Quarters** 1 2 3 4 Score

BYU..... 10 14 21 21 - 59 Record: (5-1, 2-0 MWC)  
UNLV..... 7 0 3 7 - 17 Record: (2-4, 0-2 MWC)

**Scoring Summary:**

1st 05:20 BY - PAYNE, Mitch 28 yd field goal, 12-70 5:00, BY 3 - LV 0  
03:36 BY - UNGA, Harvey 33 yd run (PAYNE, Mitch kick), 2-36 1:09, BY 10 - LV 0  
2nd 13:18 BY - UNGA, Harvey 1 yd run (PAYNE, Mitch kick), 8-64 3:40, BY 17 - LV 0  
13:05 LV - PURVIS, Deante' 94 yd kickoff return (WATSON, Kyle kick), , BY 17-LV 7  
11:12 BY - UNGA, Harvey 52 yd run (PAYNE, Mitch kick), 4-73 1:47, BY 24 - LV 7  
3rd 10:20 LV - JOHNSON, M. 75 yd pass from CLAYTON, Omar (WATSON, Kyle kick), 1-80 0:11, BY 24 - LV 14  
08:33 BY - PITTA, Dennis 35 yd pass from HALL, Max (PAYNE, Mitch kick), 4-69 1:40, BY 31 - LV 14  
04:41 BY - PILI, JoJo 1 yd run (PAYNE, Mitch kick), 7-76 2:38, BY 38 - LV 14  
02:44 BY - DI LUIGI, JJ 15 yd pass from HALL, Max (PAYNE, Mitch kick), 2-58 0:35, BY 45 - LV 14  
4th 13:40 LV - ANTHONY, R. 4 yd pass from CLAYTON, Omar (WATSON, Kyle kick), 10-75 3:56, BY 45 - LV 21  
13:17 BY - NELSON, Riley 2 yd run (PAYNE, Mitch kick), 1-2 0:05, BY 52 - LV 21  
08:17 BY - DI LUIGI, JJ 2 yd run (PAYNE, Mitch kick), 7-57 3:54, BY 59 - LV 21

	UNLV	BY
FIRST DOWNS.....	17	27
RUSHES-YARDS (NET).....	19-45	43-291
PASSING YDS (NET).....	292	320
Passes Att-Comp-Int.....	41-25-3	27-21-0
TOTAL OFFENSE PLAYS-YARDS.....	60-337	70-611
Fumble Returns-Yards.....	0-0	0-0
Punt Returns-Yards.....	0-0	4-31
Kickoff Returns-Yards.....	8-214	3-150
Interception Returns-Yards.....	0-0	3-1
Punts (Number-Avg).....	5-44.0	2-37.5
Fumbles-Lost.....	1-0	0-0
Penalties-Yards.....	6-35	6-50
Possession Time.....	24:51	35:09
Third-Down Conversions.....	6 of 12	8 of 11
Fourth-Down Conversions.....	0 of 1	0 of 0
Red-Zone Scores-Chances.....	1-2	6-6
Sacks By: Number-Yards.....	0-0	2-18

**RUSHING:** BYU-UNGA, Harvey 20-149; DI LUIGI, JJ 6-67; TONGA, Manase 5-29; KARIYA, Bryan 3-19; NELSON, Riley 4-17; PILI, JoJo 2-6; HALL, Max 1-6; TEAM 2-minus 2.

**PASSING:** BYU-HALL, Max 21-27-0-320. UNLV-CLAYTON, Omar 20-32-2-253; CLAUSEN, Mike 5-9-1-39.

**RECEIVING:** BYU-TONGA, Manase 5-62; GEORGE, Andrew 3-61; KARIYA, Bryan 3-21; PITTA, Dennis 2-60; THOMPSON, Brett 2-52; CHAMBERS, O'Nei 2-27; ASHWORTH, Luke 2-9; DI LUIGI, JJ 1-15; HAFOKA, Spencer 1-13. UNLV-WOLFE, Ryan 8-69; JOHNSON, M. 6-113; PAYNE, Phillip 5-46; ANTHONY, R. 4-59; ROBINSON, J. 1-4; COX, C.J. 1-1.

**INTERCEPTIONS:** BYU-JOHNSON, Scott 2-1; PENDLETON, Jord 1-0. UNLV-None.

**SACKS (UA-A):** BYU-CLAWSON, Coleby 2-0. UNLV-None.

**TACKLES (UA-A):** BYU-BILLS, Craig 4-0; CLAWSON, Coleby 3-1; RICH, Andrew 3-1; BAUMAN, Matt 2-2; FUGA, Romney 1-3; BRADLEY, Brando 2-1; DOMAN, Shawn 2-1; JORGENSEN, Jan 2-1; PENDLETON, Jord 1-2; JOHNSON, Scott 1-2; HUNTER, Shane 2-0; DENNEY, Brett 2-0; ATKINSON, Jorda 1-1; BELL, Jeff 1-1; FRAZIER, Jameso 1-1; HOOKS, Terrance 1-1; SO'OTO, Vic 1-0; FISHER, Steven 1-0; AGUIRRE, Lee 1-0; MARSHALL, Matt 1-0; MEES, Carter 1-0; UALE, Travis 1-0; MENDENHALL, Zek 0-1; LOGAN, Brian 0-1.



# 2009 COUGAR FOOTBALL

## GAME-BY-GAME

### GAME 7 - OCTOBER 17, 2009 NO. 18 BYU AT SAN DIEGO STATE QUALCOMM STADIUM - SAN DIEGO, CALIF.

Score by Quarters 1 2 3 4 Score

BYU..... 7 14 7 10 - 38 Record: (6-1, 3-0 MWC)  
San Diego State..... 7 7 7 7 - 28 Record: (2-4, 0-2 MWC)

#### Scoring Summary:

1st 07:46 BY - UNGA, Harvey 1 yd run (PAYNE, Mitch kick), 14-73 5:33, BY 7 - SD 0  
04:31 SD - SAMPSON, DeMarc 7 yd pass from LINDLEY, Ryan (YOSHIDA, Lane kick), 6-81 3:15, BY 7 - SD 7  
2nd 14:20 SD - SULLIVAN, Brand 1 yd run (YOSHIDA, Lane kick), 7-69 3:31, BY 7 - SD 14  
09:06 BY - KARIYA, Bryan 3 yd pass from HALL, Max (PAYNE, Mitch kick), 12-68 5:14, BY 14 - SD 14  
00:00 BY - HALL, Max 1 yd run (PAYNE, Mitch kick), 14-80 6:04, BY 21 - SD 14  
3rd 08:23 SD - SAMPSON, DeMarc 36 yd pass from LINDLEY, Ryan (YOSHIDA, Lane kick), 7-76 2:55, BY 21 - SD 21  
03:38 BY - GEORGE, Andrew 19 yd pass from HALL, Max (PAYNE, Mitch kick), 12-78 4:45, BY 28 - SD 21  
4th 14:49 BY - PITTA, Dennis 9 yd pass from HALL, Max (PAYNE, Mitch kick), 7-77 2:36, BY 35 - SD 21  
08:17 SD - UMUOLO, Alston 6 yd pass from LINDLEY, Ryan (YOSHIDA, Lane kick), 5-41 2:38, BY 35 - SD 28  
02:21 BY - PAYNE, Mitch 44 yd field goal, 7-15 2:04, BY 38 - SD 28

	SDSU	BY
FIRST DOWNS.....	16	27
RUSHES-YARDS (NET).....	16-20	52-166
PASSING YDS (NET).....	322	346
Passes Att-Comp-Int.....	34-22-1	39-27-0
TOTAL OFFENSE PLAYS-YARDS.....	50-342	91-512
Fumble Returns-Yards.....	0-0	0-0
Punt Returns-Yards.....	0-0	3-38
Kickoff Returns-Yards.....	6-160	5-124
Interception Returns-Yards.....	0-0	1-0
Punts (Number-Avg).....	4-47.2	2-32.5
Fumbles-Lost.....	1-0	1-0
Penalties-Yards.....	4-31	8-77
Possession Time.....	21:48	38:12
Third-Down Conversions.....	4 of 11	15 of 21
Fourth-Down Conversions.....	1 of 2	1 of 3
Red-Zone Scores-Chances.....	4-5	5-5
Sacks By: Number-Yards.....	0-0	1-10

**RUSHING:** BYU-UNGA, Harvey 26-81; HALL, Max 14-47; KARIYA, Bryan 6-24; DI LUIGI, JJ 5-8; ASHWORTH, Luke 1-6.

**PASSING:** BYU-HALL, Max 27-39-0-346. San Diego State-LINDLEY, Ryan 21-33-1-298; UMUOLO, Alston 1-1-0-24.

**RECEIVING:** BYU-PITTA, Dennis 6-72; GEORGE, Andrew 4-75; DI LUIGI, JJ 4-63; ASHWORTH, Luke 4-60; KARIYA, Bryan 3-10; UNGA, Harvey 2-37; HAFOKA, Spencer 2-17; THOMPSON, Brett 1-8; CHAMBERS, O'Nei 1-4. San Diego State-BROWN, Vincent 8-147; SAMPSON, DeMarc 5-77; KAZEE, Walter 2-33; UMUOLO, Alston 2-18; SHIELDS, D.J. 2-5; SOKOLOSKI, Kels 1-24; WALLACE, Robert 1-11; SULLIVAN, Brand 1-7.

**INTERCEPTIONS:** BYU-JOHNSON, Scott 1-0. San Diego State-None.

**FUMBLES:** BYU-HALL, Max 1-0. San Diego State-SAMPSON, DeMarc 1-0.

**SACKS (UA-A):** BYU-JORGENSEN, Jan 1-0. San Diego State-None.

**TACKLES (UA-A):** BYU-RICH, Andrew 6-0; JOHNSON, Scott 6-0; FUGA, Romney 4-0; HOOKS, Terrance 3-1; PENDLETON, Jord 3-1; JORGENSEN, Jan 3-0; BAUMAN, Matt 2-0; LAMB, Tucker 2-0; BRADLEY, Brando 2-0; MORGAN, Blake 2-0; AGUIRRE, Lee 1-0; BELL, Jeff 1-0; MARSHALL, Matt 1-0.

### GAME 8 - OCTOBER 24, 2009 NO. 8 TCU VS. NO. 16 BYU LAVELL EDWARDS STADIUM - PROVO, UTAH

Score by Quarters 1 2 3 4 Score

BYU..... 0 7 0 0 - 7 Record: (6-2, 3-1 MWC)  
TCU..... 14 7 10 7 - 38 Record: (7-0, 3-0 MWC)

#### Scoring Summary:

1st 06:16 TC - TURNER, Joseph 4 yd run (EVANS, Ross kick), 9-80 4:44, TC 7 - BY 0  
02:27 TC - WESLEY, Ed 28 yd pass from DALTON, Andy (EVANS, Ross kick), 4-84 1:40, TC 14 - BY 0  
2nd 05:03 TC - YOUNG, Jimmy 12 yd pass from DALTON, Andy (EVANS, Ross kick), 11-73 5:18, TC 21 - BY 0  
01:42 BY - Unga, Harvey 3 yd pass from Hall, Max (Payne, Mitch kick), 9-73 3:12, TC 21 - BY 7  
3rd 09:35 TC - EVANS, Ross 28 yd field goal, 8-29 3:35, TC 24 - BY 7  
05:53 TC - HICKS, Antoine 75 yd pass from DALTON, Andy (EVANS, Ross kick), 3-92 1:07, TC 31 - BY 7  
4th 12:00 TC - TUCKER, Matthew 7 yd run (EVANS, Ross kick), 4-25 1:27, TC 38 - BY 7

	TCU	BY
FIRST DOWNS.....	21	18
RUSHES-YARDS (NET).....	37-127	37-110
PASSING YDS (NET).....	285	188
Passes Att-Comp-Int.....	25-14-0	33-20-1
TOTAL OFFENSE PLAYS-YARDS.....	62-412	70-298
Fumble Returns-Yards.....	0-0	0-0
Punt Returns-Yards.....	1-0	3-10
Kickoff Returns-Yards.....	1-24	7-152
Interception Returns-Yards.....	1-5	0-0
Punts (Number-Avg).....	6-40.8	6-47.0
Fumbles-Lost.....	1-0	3-1
Penalties-Yards.....	5-45	9-85
Possession Time.....	29:09	30:51
Third-Down Conversions.....	3 of 10	5 of 15
Fourth-Down Conversions.....	0 of 0	1 of 3
Red-Zone Scores-Chances.....	4-4	1-2
Sacks By: Number-Yards.....	5-36	2-15

**RUSHING:** TC-TUCKER, Matthew 10-42; TURNER, Joseph 9-36; WESLEY, Ed 6-25; KERLEY, Jeremy 3-12; DALTON, Andy 7-11; DAWSON, Skye 1-3; TEAM 1-minus 2. BYU-Unga, Harvey 21-123; Nelson, Riley 4-19; Kariya, Bryan 1-4; Tonga, Manase 3-minus 2; Team 1-minus 2; Hall, Max 7-minus 32.

**PASSING:** TC-DALTON, Andy 13-24-0-241; KERLEY, Jeremy 1-1-0-44. BYU-Hall, Max 18-28-1-162; Nelson, Riley 2-5-0-26.

**RECEIVING:** TC-YOUNG, Jimmy 4-44; KERLEY, Jeremy 3-38; HICKS, Antoine 2-85; JOHNSON, Bart 2-69; WESLEY, Ed 1-28; BROCK, Logan 1-14; CHRISTIAN, Ryan 1-7. BYU-Pitka, Dennis 4-62; Tonga, Manase 4-31; Hafoka, Spencer 3-31; Unga, Harvey 3-11; Thompson, Brett 2-29; Chambers, O'Nei 1-12; George, Andrew 1-5; Ashworth, Luke 1-5; Di Luigi, Jj 1-2.

**INTERCEPTIONS:** TC-WASHINGTON, Dar 1-5. BYU-None..

**FUMBLES:** TC-DALTON, Andy 1-0. BYU-Hall, Max 1-1; Chambers, O'Nei 1-0; Tonga, Manase 1-0.

**SACKS (UA-A):** TC-GRANT, Cory 2-0; YENDREY, DJ 1-0; HUGHES, Jerry 1-0; DANIELS, Wayne 1-0. BYU-Clawson, Coleby 1-0; Denney, Brett 1-0.

**TACKLES (UA-A):** BYU-Rich, Andrew 3-8; Doman, Shawn 3-4; Bauman, Matt 0-7; Pendleton, Jord 3-3; Clawson, Coleby 1-5; Johnson, Scott 4-1; Denney, Brett 3-1; Hooks, Terrance 2-2; Bradley, Brando 1-3; Fuga, Romney 0-4; Jorgensen, Jan 1-2; Tialavea, Russe 0-2; Bills, Craig 1-0; Atkinson, Jorda 1-0; Brown, Terence 0-1; Aguirre, Lee 0-1; Putnam, Matt 0-1; So'Oto, Vic 0-1; Hansen, Braden 0-1.



# 2009 COUGAR FOOTBALL

## GAME-BY-GAME

**GAME 9 - NOVEMBER 7, 2009**  
**NO. 25 BYU AT WYOMING**  
**WAR MEMORIAL STADIUM - LARAMIE, WYO.**

**Score by Quarters** 1 2 3 4 Score

BYU..... 10 21 14 7 - 52     Record: (7-1, 4-1 MWC)  
Wyoming..... 0 0 0 0 - 0     Record: (4-5, 2-3 MWC)

**Scoring Summary:**

1st 10:17 BY - DI LUIGI, JJ 44 yd pass from HALL, Max (PAYNE, Mitch kick), 7-80  
4:43, BY 7 - WY 0  
02:33 BY - PAYNE, Mitch 36 yd field goal, 12-67 5:57, BY 10 - WY 0  
2nd 13:12 BY - TONGA, Manase 2 yd pass from HALL, Max (PAYNE, Mitch kick),  
6-37 2:05, BY 17 - WY 0  
10:41 BY - JACOBSON, McKay 79 yd pass from HALL, Max (PAYNE, Mitch  
kick), 1-79 0:12, BY 24 - WY 0  
04:24 BY - TONGA, Manase 6 yd run (PAYNE, Mitch kick), 10-80 4:10, BY 31 - WY 0  
3rd 10:10 BY - KARIYA, Bryan 2 yd run (PAYNE, Mitch kick), 8-65 3:25, BY 38 - WY 0  
07:17 BY - DI LUIGI, JJ 15 yd pass from HALL, Max (PAYNE, Mitch kick), 4-38  
1:36, BY 45 - WY 0  
4th 04:48 BY - NELSON, Riley 10 yd run (PAYNE, Mitch kick), 8-80 4:34, BY 52 - WY 0

	WYO	BY
FIRST DOWNS.....	13	30
RUSHES-YARDS (NET).....	32-112	45-231
PASSING YDS (NET).....	113	312
Passes Att-Comp-Int.....	27-15-2	22-20-0
TOTAL OFFENSE PLAYS-YARDS.....	59-225	67-543
Fumble Returns-Yards.....	0-0	0-0
Punt Returns-Yards.....	0-0	3--2
Kickoff Returns-Yards.....	5-107	0-0
Interception Returns-Yards.....	0-0	2-42
Punts (Number-Avg).....	7-43.0	1-39.0
Fumbles-Lost.....	1-1	1-0
Penalties-Yards.....	5-46	5-50
Possession Time.....	25:35	34:25
Third-Down Conversions.....	4 of 12	5 of 9
Fourth-Down Conversions.....	1 of 1	0 of 1
Red-Zone Scores-Chances.....	0-1	6-7
Sacks By: Number-Yards.....	1-1	3-17

**RUSHING:** BYU-UNGA, Harvey 16-85; NELSON, Riley 10-71; HALL, Max 5-30; DI LUIGI, JJ 7-30; KARIYA, Bryan 3-13; TONGA, Manase 1-6; TEAM 3-minus 4.  
Wyoming-ALEXANDER, A. 10-49; STEWART, Brandon 7-42; BENJAMIN, Robert 2-19; BOLGER, Zach 2-13; SWEEN, Karsten 2-minus 1; CARTA-SAMUELS, A 8-minus 3; LEONARD, David 1-minus 7.

**PASSING:** BYU-HALL, Max 20-22-0-312; NELSON, Riley 0-0-0-0. Wyoming-CARTA-SAMUELS, A 14-23-0-108; SWEEN, Karsten 0-2-1-0; BENJAMIN, Robert 1-2-1-5.

**RECEIVING:** BYU-DI LUIGI, JJ 5-94; JACOBSON, McKay 3-100; ASHWORTH, Luke 3-36; CHAMBERS, O'Nei 3-35; PITTA, Dennis 3-35; TONGA, Manase 2-5; UNGA, Harvey 1-7. Wyoming-LEONARD, David 7-53; BOLGER, Zach 3-32; MCNEILL, Chris 2-6; TOOLEY, David 1-14; ALEXANDER, A. 1-5; STEWART, Brandon 1-3.

**INTERCEPTIONS:** BYU-BILLS, Craig 1-24; LOGAN, Brian 1-18. Wyoming-None.

**FUMBLES:** BYU-CHAMBERS, O'Nei 1-0. Wyoming-BENJAMIN, Robert 1-1.

**SACKS (UA-A):** BYU-JORGENSEN, Jan 1-1; PUTNAM, Matt 1-0; DENNEY, Brett 0-1. Wyoming-BIEZUNS, Josh 0-1; UNREIN, Mitch 0-1.

**TACKLES (UA-A):** BYU-JORGENSEN, Jan 1-5; DOMAN, Shawn 1-4; JOHNSON, Scott 4-0; AGUIRRE, Lee 4-0; DENNEY, Brett 2-2; HOOKS, Terrance 2-2; MORGAN, Blake 2-2; NELSON, Grant 1-3; BRADLEY, Brando 2-1; FISHER, Steven 1-2; OGLETREE, Brand 1-2; BAUMAN, Matt 0-3; RICH, Andrew 0-3; CLAWSON, Coleby 2-0; PENDLETON, Jord 1-1; BILLS, Craig 1-1; THOMAS, Steven 1-1; PUTNAM, Matt 1-0; EASON, Corby 1-0; RICHARDSON, Jor 1-0; HUNTER, Shane 1-0; FUGA, Romney 0-1; UALE, Travis 0-1.

**GAME 10 - NOVEMBER 14, 2009**  
**NO. 22 BYU AT NEW MEXICO**  
**UNIVERSITY STADIUM - ALBUQUERQUE, N.M.**

**Score by Quarters** 1 2 3 4 Score

BYU..... 7 10 7 0 - 24     Record: (8-1, 5-1 MWC)  
New Mexico..... 7 0 6 6 - 19     Record: (0-10, 0-6 MWC)

**Scoring Summary:**

1st 08:43 UNM - PORTERIE, Donovan 3 yd run (AHO, James kick), 15-80 6:17, BY 0 - UNM 7  
00:51 BY - TONGA, Manase 1 yd run (PAYNE, Mitch kick), 7-72 2:32, BY 7 - UNM 7  
2nd 05:49 BY - PAYNE, Mitch 42 yd field goal, 6-54 1:52, BY 10 - UNM 7  
01:56 BY - GEORGE, Andrew 27 yd pass from HALL, Max (PAYNE, Mitch kick),  
5-53 1:42, BY 17 - UNM 7  
3rd 06:28 UNM - JONES, Daryl 26 yd pass from PORTERIE, Donovan (AHO, James  
kick failed), 10-78 5:42, BY 17 - UNM 13  
00:00 BY - ASHWORTH, Luke 13 yd pass from HALL, Max (PAYNE, Mitch  
kick), 7-80 1:42, BY 24 - UNM 13  
4th 04:07 UNM - JAMES, Victor 20 yd pass from PORTERIE, Donovan (PORTERIE,  
Donov pass failed), 7-37 2:32, BY 24 - UNM 19

	UNM	BY
FIRST DOWNS.....	22	17
RUSHES-YARDS (NET).....	36-88	23-41
PASSING YDS (NET).....	272	314
Passes Att-Comp-Int.....	45-28-0	33-21-1
TOTAL OFFENSE PLAYS-YARDS.....	81-360	56-355
Fumble Returns-Yards.....	0-0	0-0
Punt Returns-Yards.....	3-16	2--1
Kickoff Returns-Yards.....	3-68	2-43
Interception Returns-Yards.....	1-0	0-0
Punts (Number-Avg).....	4-39.2	4-37.0
Fumbles-Lost.....	1-0	1-1
Penalties-Yards.....	4-29	6-66
Possession Time.....	35:49	24:11
Third-Down Conversions.....	10 of 20	5 of 11
Fourth-Down Conversions.....	3 of 4	0 of 0
Red-Zone Scores-Chances.....	1-3	2-3
Sacks By: Number-Yards.....	2-8	5-35

**RUSHING:** BYU-UNGA, Harvey 11-50; DI LUIGI, JJ 3-13; TONGA, Manase 1-1; KARIYA, Bryan 2-minus 4; HALL, Max 3-minus 9; TEAM 3-minus 10. New Mexico-WRIGHT, James 7-37; CARRIER, Kasey 10-25; DENNIS, Demond 5-24; HOLBROOK, B.R. 2-8; JONES, Daryl 1-8; PORTERIE, Donovan 11-minus 14.

**PASSING:** BYU-HALL, Max 21-33-1-314. New Mexico-PORTERIE, Donovan 28-44-0-272; HOLBROOK, B.R. 0-1-0-0.

**RECEIVING:** BYU-PITTA, Dennis 5-74; CHAMBERS, O'Nei 3-52; ASHWORTH, Luke 3-46; UNGA, Harvey 3-34; JACOBSON, McKay 2-56; GEORGE, Andrew 2-30; TONGA, Manase 1-9; HAFOKA, Spencer 1-7; KARIYA, Bryan 1-6. New Mexico-JONES, Daryl 8-94; CARRIER, Kasey 8-47; KIRK, Ty 5-48; REED, Lucas 2-28; JAMES, Victor 2-24; FUSSELL, Josh 1-13; DENNIS, Demond 1-12; WILLIAMS, Bryan 1-6.

**INTERCEPTIONS:** BYU-None. New Mexico-LATCHISON, Jaym 1-0.

**FUMBLES:** BYU-KARIYA, Bryan 1-1. New Mexico-PORTERIE, Donovan 1-0.

**SACKS (UA-A):** BYU-JORGENSEN, Jan 1-1; PENDLETON, Jord 2-0; RICH, Andrew 1-0; CLAWSON, Coleby 0-1. New Mexico-BRISCOE, Kendal 1-0; LATCHISON, Jaym 1-0.

**TACKLES (UA-A):** BYU-RICH, Andrew 9-3; PENDLETON, Jord 7-1; DOMAN, Shawn 5-3; BRADLEY, Brando 6-1; CLAWSON, Coleby 6-1; BAUMAN, Matt 4-1; JORGENSEN, Jan 1-4; LOGAN, Brian 4-0; FUGA, Romney 0-4; BILLS, Craig 1-1; NELSON, Grant 0-2; JOHNSON, Scott 0-2; ATKINSON, Jorda 1-0; TIALAVEA, Russe 1-0; OGLETREE, Brand 1-0; PAYNE, Mitch 1-0; HUNTER, Shane 1-0; MARSHALL, Matt 1-0; PUTNAM, Matt 0-1; DENNEY, Brett 0-1; BELL, Jeff 0-1.



# 2009 COUGAR FOOTBALL

## GAME-BY-GAME

**GAME 11 - NOVEMBER 21, 2009**  
**AIR FORCE VS. NO. 22 BYU**  
**LAVELL EDWARDS STADIUM - PROVO, UTAH**

**Score by Quarters** 1 2 3 4 Score

BYU..... 3 21 7 7 - 38 Record: (9-2, 6-1 MWC)  
Air Force..... 0 7 0 14 - 21 Record: (7-5, 5-3 MWC)

**Scoring Summary:**

1st 06:00 BY - Payne, Mitch 49 yd field goal, 8-41 3:37, AF 0 - BY 3  
2nd 13:57 BY - Pitta, Dennis 8 yd pass from Hall, Max (Payne, Mitch kick), 10-69  
4:19, AF 0 - BY 10  
11:46 BY - Pitta, Dennis 16 yd pass from Hall, Max (Payne, Mitch kick), 1-16  
0:06, AF 0 - BY 17  
05:15 BY - Ashworth, Luke 9 yd pass from Hall, Max (Payne, Mitch kick), 6-80  
2:38, AF 0 - BY 24  
03:15 AF - COUSINS, Josh 27 yd pass from COCHRAN, Ben (SODERBERG, Erik kick), 4-62 1:53, AF 7 - BY 24  
3rd 13:24 BY - Chambers, O'Nei 10 yd pass from Hall, Max (Payne, Mitch kick), 2-43  
0:22, AF 7 - BY 31  
4th 14:18 AF - WARZEKA, Jonath 3 yd run (COCHRAN, Ben pass failed), 9-32  
3:26, AF 13 - BY 31  
05:23 BY - George, Andrew 9 yd pass from Hall, Max (Payne, Mitch kick), 11-72  
4:38, AF 13 - BY 38  
01:57 AF - STEPHENS, Savie 4 yd run (COCHRAN, Ben rush), 12-71 3:20, AF 21 - BY 38

	AF	BY
FIRST DOWNS.....	18	26
RUSHES-YARDS (NET).....	56-212	25-121
PASSING YDS (NET).....	88	377
Passes Att-Comp-Int.....	22-5-2	45-33-2
TOTAL OFFENSE PLAYS-YARDS.....	78-300	70-498
Fumble Returns-Yards.....	0-0	0-0
Punt Returns-Yards.....	1-4	2-1
Kickoff Returns-Yards.....	7-143	4-68
Interception Returns-Yards.....	2-17	2-39
Punts (Number-Avg).....	3-45.7	1-41.0
Fumbles-Lost.....	3-2	1-1
Penalties-Yards.....	2-25	7-75
Possession Time.....	29:38	30:22
Third-Down Conversions.....	5 of 20	6 of 10
Fourth-Down Conversions.....	6 of 7	0 of 1
Red-Zone Scores-Chances.....	2-3	5-7
Sacks By: Number-Yards.....	0-0	1-3

**RUSHING:**BY-Unga,Harv 11-67; Di Luigi,Jj 5-29; Tonga,Manase 5-22; Kariya,Bryan 3-9; Hall,Max 1-minus 6.

**PASSING:**AF-COCHRAN, Ben 5-18-1-88; JEFFERSON, Tim 0-3-1-0; CLARK, Asher 0-1-0-0. BYU-Hall,Max 33-45-2-377.

**RECEIVING:**BYU-Pitta,Dennis 9-111; Tonga,Manase 5-63; George,Andrew 5-56; Jacobson,Mckay 3-73; Ashworth,Luke 3-22; Hafoka,Spencer 3-17; Unga,Harvey 3-12; Chambers,O'Nei 2-23.

**INTERCEPTIONS:**AF-WRIGHT, Anthony 1-19; THOMAS, Chris 1-minus 2. BYU Cougars-Rich,Andrew 2-39.

**FUMBLES:**AF-JEFFERSON, Tim 2-1; COCHRAN, Ben 1-1. BYU-Hall,Max 1-1.

**SACKS (UA-A):**AF-None. BYU-Jorgensen,Jan 0-1; Clawson,Coleby 0-1.

**TACKLES (UA-A):**BYU-Denney 2-11; Johnson 4-7; Doman 2-9; Jorgensen 3-7; Clawson 2-6; Rich 3-4; Logan 2-3; Pendleton 2-3; Bauman 1-4; Hunter 1-3; Nelson 1-3; Bradley 2-1; Fuga, 1-2; Tialavea 1-1; Bills 1-1; Morgan 1-1; Thomas 1-1; Ogletree 0-2; Atkinson 1-0; Stephenson 1-0; Team 1-0; Kariya 1-0; George 1-0; Hall 1-0; Aguirre 0-1; Putnam 0-1; So'Oto 0-1; Uale 0-1; Bell 0-1.

**GAME 12 - NOVEMBER 28, 2009**  
**NO. 21 UTAH VS. NO. 19 BYU**  
**LAVELL EDWARDS STADIUM - PROVO, UTAH**

**Score by Quarters** 1 2 3 4 OT Score

BYU..... 0 13 7 0 6 - 38 Record: (10-2, 7-1 MWC)  
Utah..... 6 0 0 14 3 - 21 Record: (9-3, 6-2 MWC)

**Scoring Summary:**

1st 11:16 UU - PHILLIPS, Joe 39 yd field goal, 6-33 2:14, UU 3 - BY 0  
06:13 UU - PHILLIPS, Joe 21 yd field goal, 8-54 4:32, UU 6 - BY 0  
2nd 14:47 BY - PAYNE, Mitch 28 yd field goal, 17-52 6:22, UU 6 - BY 3  
06:43 BY - UNGA, Harvey 2 yd run (PAYNE, Mitch kick), 2-7 0:52, UU 6 - BY 10  
00:04 BY - PAYNE, Mitch 37 yd field goal, 6-3 0:35, UU 6 - BY 13  
3rd 10:11 BY - TONGA, Manase 1 yd pass from HALL, Max (PAYNE, Mitch kick),  
6-66 2:14, UU 6 - BY 20  
4th 14:49 UU - PHILLIPS, Joe 31 yd field goal, 9-40 2:45, UU 9 - BY 20  
07:16 UU - WIDE, Eddie 1 yd run (REED, David pass from WYNN, Jordan),  
8-37 3:27, UU 17 - BY 20  
00:29 UU - PHILLIPS, Joe 40 yd field goal, 7-44 2:22, UU 20 - BY 20  
OT 00:00 UU - PHILLIPS, Joe 29 yd field goal, 10-0 0:29, UU 23 - BY 20  
00:00 BY - GEORGE, Andrew 25 yd pass from HALL, Max, 10-0 0:29, UU 23 - BY 26

	UU	BY
FIRST DOWNS.....	17	14
RUSHES-YARDS (NET).....	30-97	36-131
PASSING YDS (NET).....	201	134
Passes Att-Comp-Int.....	45-22-1	32-12-0
TOTAL OFFENSE PLAYS-YARDS.....	75-298	68-265
Fumble Returns-Yards.....	0-0	0-0
Punt Returns-Yards.....	5-67	5-63
Kickoff Returns-Yards.....	3-78	3-49
Interception Returns-Yards.....	0-0	1-52
Punts (Number-Avg).....	7-41.6	9-41.9
Fumbles-Lost.....	0-0	1-0
Penalties-Yards.....	12-113	7-60
Possession Time.....	31:00	29:00
Third-Down Conversions.....	4 of 18	6 of 18
Fourth-Down Conversions.....	1 of 1	0 of 0
Red-Zone Scores-Chances.....	3-3	4-5
Sacks By: Number-Yards.....	4-40	2-19

**RUSHING:**BY-Utah-WIDE, Eddie 21-114; WYNN, Jordan 6-minus 1; SMITHSON, Shaky 2-minus 2; REED, David 1-minus 14. BYU-UNGA, Harvey 23-116; HALL, Max 11-19; TONGA, Manase 2-minus 4.

**PASSING:**Utah-WYNN, Jordan 21-41-1-198; SMITHSON, Shaky 1-4-0-3. BYU-HALL, Max 12-32-0-134.

**RECEIVING:**Utah-KEY, Aiona 10-85; REED, David 5-66; BROOKS, Jereme 5-26; SMITHSON, Shaky 1-24; WIDE, Eddie 1-0. BYU-GEORGE, Andrew 2-43; PITTA, Dennis 2-31; JACOBSON, McKay 2-20; TONGA, Manase 2-8; DI LUIGI, JJ 2-7; HAFOKA, Spencer 1-13; CHAMBERS, O'Nei 1-12.

**INTERCEPTIONS:**Utah-None. BYU-RICH, Andrew 1-52.

**FUMBLES:**Utah-None. BYU-UNGA, Harvey 1-0.

**SACKS (UA-A):**Utah-GAISON, Kepa 1-0; MISI, Koa 1-0; SYLVESTER, Stev 1-0; COX, Christian 1-0. BYU-JORGENSEN, Jan 1-0; PENDLETON, Jord 1-0.

**TACKLES (UA-A):**BYU-BRADLEY, Brando 8-3; BAUMAN, Matt 3-4; LOGAN, Brian 6-0; RICH, Andrew 4-2; CLAWSON, Coleby 3-2; JORGENSEN, Jan 3-2; JOHNSON, Scott 2-3; DENNEY, Brett 1-4; PENDLETON, Jord 2-2; DOMAN, Shawn 1-3; BILLS, Craig 1-1; NELSON, Grant 1-1; OGLETREE, Brand 0-2; MARSHALL, Matt 1-0; EASON, Corby 1-0; FUGA, Romney 1-0; THOMAS, Steven 1-0; HUNTER, Shane 0-1; TIALAVEA, Russe 0-1; MORGAN, Blake 0-1.

**BYU Cougars Overall Team Statistics (as of Nov 28, 2009)**  
**All games**

<b>Team Statistics</b>	<b>BY</b>	<b>OPP</b>
SCORING	417	260
Points Per Game	34.8	21.7
FIRST DOWNS	273	222
Rushing	97	82
Passing	160	119
Penalty	16	21
RUSHING YARDAGE	1778	1344
Yards gained rushing	2028	1623
Yards lost rushing	250	279
Rushing Attempts	435	395
Average Per Rush	4.1	3.4
Average Per Game	148.2	112.0
TDs Rushing	24	13
PASSING YARDAGE	3467	2629
Comp-Att-Int	263-389-14	240-402-13
Average Per Pass	8.9	6.5
Average Per Catch	13.2	11.0
Average Per Game	288.9	219.1
TDs Passing	31	17
TOTAL OFFENSE	5245	3973
Total Plays	824	797
Average Per Play	6.4	5.0
Average Per Game	437.1	331.1
KICK RETURNS: #-Yards	38-857	56-1256
PUNT RETURNS: #-Yards	27-174	15-98
INT RETURNS: #-Yards	13-191	14-155
KICK RETURN AVERAGE	22.6	22.4
PUNT RETURN AVERAGE	6.4	6.5
INT RETURN AVERAGE	14.7	11.1
FUMBLES-LOST	15-8	17-8
PENALTIES-Yards	84-793	81-699
Average Per Game	66.1	58.2
PUNTS-Yards	38-1583	59-2492
Average Per Punt	41.7	42.2
Net punt average	37.0	36.9
TIME OF POSSESSION/Game	30:55	29:05
3RD-DOWN Conversions	86/155	67/172
3rd-Down Pct	55%	39%
4TH-DOWN Conversions	4/12	13/20
4th-Down Pct	33%	65%
SACKS BY-Yards	26-180	21-128
MISC YARDS	0	0
TOUCHDOWNS SCORED	56	32
FIELD GOALS-ATTEMPTS	9-13	13-20
ON-SIDE KICKS	0-0	0-2
RED-ZONE SCORES	49-56 88%	34-43 79%
RED-ZONE TOUCHDOWNS	43-56 77%	24-43 56%
PAT-ATTEMPTS	54-55 98%	25-27 93%
ATTENDANCE	385416	125624
Games/Avg Per Game	6/64236	5/25125
Neutral Site Games		1/75437

<b>Score by Quarters</b>	<b>1st</b>	<b>2nd</b>	<b>3rd</b>	<b>4th</b>	<b>oT</b>	<b>Total</b>
BYU Cougars	68	152	91	100	6	417
Opponents	55	64	54	84	3	260

**BYU Cougars Overall Individual Statistics (as of Nov 28, 2009)**  
**All games**

<b>Rushing</b>	<b>gp</b>	<b>att</b>	<b>gain</b>	<b>loss</b>	<b>net</b>	<b>avg</b>	<b>td</b>	<b>lg</b>	<b>avg/g</b>
UNGA, Harvey	11	184	1031	15	1016	5.5	10	52	92.4
DI LUIGI, JJ	12	45	251	3	248	5.5	3	38	20.7
KARIYA, Bryan	12	55	221	22	199	3.6	2	15	16.6
NELSON, Riley	7	21	126	4	122	5.8	3	17	17.4
TONGA, Manase	11	35	124	18	106	3.0	3	13	9.6
HALL, Max	12	67	223	145	78	1.2	2	20	6.5
HAGUE, Mike	3	4	19	4	15	3.8	0	8	5.0
LAMB, Tucker	7	2	9	0	9	4.5	0	6	1.3
CHAMBERS, O'Nei	12	1	8	0	8	8.0	0	8	0.7
PILI, JoJo	3	2	6	0	6	3.0	1	5	2.0
ASHWORTH, Luke	12	1	6	0	6	6.0	0	6	0.5
HEIMULI, Anthon	5	1	4	0	4	4.0	0	4	0.8
TEAM	9	17	0	39	-39	-2.3	0	0	-4.3
Total	12	435	2028	250	1778	4.1	24	52	148.2
Opponents	12	395	1623	279	1344	3.4	13	47	112.0

<b>Passing</b>	<b>gp</b>	<b>effic</b>	<b>comp-att-int</b>	<b>pct</b>	<b>yds</b>	<b>td</b>	<b>lg</b>	<b>avg/g</b>
HALL, Max	12	160.93	256-379-14	67.5	3368	30	80	280.7
NELSON, Riley	7	186.16	7-10-0	70.0	99	1	31	14.1
Total	12	161.58	263-389-14	67.6	3467	31	80	288.9
Opponents	12	122.12	240-402-13	59.7	2629	17	75	219.1

<b>Receiving</b>	<b>gp</b>	<b>no.</b>	<b>yds</b>	<b>avg</b>	<b>td</b>	<b>lg</b>	<b>avg/g</b>
PITTA, Dennis	12	57	784	13.8	7	35	65.3
CHAMBERS, O'Nei	12	31	370	11.9	1	37	30.8
TONGA, Manase	11	28	252	9.0	3	24	22.9
ASHWORTH, Luke	12	27	362	13.4	3	48	30.2
GEORGE, Andrew	12	26	362	13.9	5	34	30.2
JACOBSON, McKay	8	21	529	25.2	4	80	66.1
DI LUIGI, JJ	12	21	261	12.4	4	44	21.8
KARIYA, Bryan	12	16	186	11.6	2	49	15.5
HAFOKA, Spencer	12	16	155	9.7	1	24	12.9
UNGA, Harvey	11	13	106	8.2	1	28	9.6
THOMPSON, Brett	11	6	95	15.8	0	46	8.6
HEIMULI, Anthon	5	1	5	5.0	0	5	1.0
Total	12	263	3467	13.2	31	80	288.9
Opponents	12	240	2629	11.0	17	75	219.1

<b>Punt Returns</b>	<b>no.</b>	<b>yds</b>	<b>avg</b>	<b>td</b>	<b>lg</b>
CHAMBERS, O'Nei	21	132	6.3	0	43
JACOBSON, McKay	2	2	1.0	0	2
HAFOKA, Spencer	2	17	8.5	0	14
TEAM	1	1	1.0	0	1
MARSHALL, Matt	1	22	22.0	0	0
Total	27	174	6.4	0	43
Opponents	15	98	6.5	0	40

<b>Interceptions</b>	<b>no.</b>	<b>yds</b>	<b>avg</b>	<b>td</b>	<b>lg</b>
RICH, Andrew	4	91	22.8	0	52
LOGAN, Brian	3	59	19.7	0	21
JOHNSON, Scott	3	1	0.3	0	1
BILLS, Craig	2	40	20.0	0	24
PENDLETON, Jord	1	0	0.0	0	0
Total	13	191	14.7	0	52
Opponents	14	155	11.1	1	63

<b>Kick Returns</b>	<b>no.</b>	<b>yds</b>	<b>avg</b>	<b>td</b>	<b>lg</b>
CHAMBERS, O'Nei	19	486	25.6	0	97
DI LUIGI, JJ	10	251	25.1	0	38
THOMAS, Steven	3	53	17.7	0	22
JACOBSON, McKay	3	39	13.0	0	16
HAFOKA, Spencer	2	18	9.0	0	18
JORGENSEN, Jan	1	10	10.0	0	10
Total	38	857	22.6	0	97
Opponents	56	1256	22.4	1	94

<b>Fumble Returns</b>	<b>no.</b>	<b>yds</b>	<b>avg</b>	<b>td</b>	<b>lg</b>
PENDLETON, Jord	1	12	12.0	1	12
Total	1	12	12.0	1	12
Opponents	1	7	7.0	0	7

**BYU Cougars Overall Individual Statistics (as of Nov 28, 2009)**  
**All games**

Scoring	td	fg	PAT				dpx	saf	pts
			kick	rush	rcv	pass			
PAYNE, Mitch	-	9-13	54-55	-	-	-	-	81	
UNGA, Harvey	11	-	-	-	-	-	-	66	
PITTA, Dennis	7	-	-	-	-	-	-	42	
DI LUIGI, JJ	7	-	-	-	-	-	-	42	
TONGA, Manase	6	-	-	-	-	-	-	36	
GEORGE, Andrew	5	-	-	-	-	-	-	30	
KARIYA, Bryan	4	-	-	-	-	-	-	24	
JACOBSON, McKay	4	-	-	-	-	-	-	24	
NELSON, Riley	3	-	-	-	-	-	-	18	
ASHWORTH, Luke	3	-	-	-	-	-	-	18	
HALL, Max	2	-	-	-	-	-	-	12	
CHAMBERS, O'Nei	1	-	-	-	-	-	-	6	
PILI, JoJo	1	-	-	-	-	-	-	6	
HAFOKA, Spencer	1	-	-	-	-	-	-	6	
PENDLETON, Jord	1	-	-	-	-	-	-	6	
Total	56	9-13	54-55	-	-	-	-	417	
Opponents	32	13-20	25-27	1-2	1	1-3	-	260	

Total Offense	g	plays	rush	pass	total	avg/g
HALL, Max	12	446	78	3368	3446	287.2
UNGA, Harvey	11	184	1016	0	1016	92.4
DI LUIGI, JJ	12	45	248	0	248	20.7
NELSON, Riley	7	31	122	99	221	31.6
KARIYA, Bryan	12	55	199	0	199	16.6
TONGA, Manase	11	35	106	0	106	9.6
HAGUE, Mike	3	4	15	0	15	5.0
LAMB, Tucker	7	2	9	0	9	1.3
CHAMBERS, O'Nei	12	1	8	0	8	0.7
ASHWORTH, Luke	12	1	6	0	6	0.5
PILI, JoJo	3	2	6	0	6	2.0
HEIMULI, Anthon	5	1	4	0	4	0.8
TEAM	9	17	-39	0	-39	-4.3
Total	12	824	1778	3467	5245	437.1
Opponents	12	797	1344	2629	3973	331.1

Field Goals	fg	pct.	01-19	20-29	30-39	40-49	50-99	lg	blk
PAYNE, Mitch	9-13	69.2	0-0	3-3	2-3	4-7	0-0	49	1

FG Sequence	BYU Cougars	Opponents
Oklahoma	46	(35),(22),54
Tulane Green Wave	(41),(20)	(29)
Florida State	-	(33),(35),42
Colorado State	-	32,(38)
Utah State	-	(20)
UNLV	(28)	-
San Diego State	(44)	-
TC Horned Frogs	45	(28)
Wyoming	(36),35	-
New Mexico	(42)	46,35,42
AF	48,(49)	37
Utah	(28),(37)	(39),(21),(31),(40),(29)

Punting	no.	yds	avg	lg	tb	fc	i20	50+	blk
STEPHENSON, Ril	38	1583	41.7	59	4	8	7	7	0
Total	38	1583	41.7	59	4	8	7	7	0
Opponents	59	2492	42.2	70	7	5	20	12	1

Kickoffs	no.	yds	avg	tb	ob	retn	net	ydln
STEPHENSON, Ril	59	3899	66.1	12	3			
PAYNE, Mitch	16	970	60.6	2	2			
Total	75	4869	64.9	14	5	22.4	44.4	25
Opponents	53	3406	64.3	14	1	22.6	42.8	27

Numbers in (parentheses) indicate field goal was made.

**BYU Cougars Overall Individual Statistics (as of Nov 28, 2009)**  
**All games**

<b>All Purpose</b>	<b>g</b>	<b>rush</b>	<b>rcv</b>	<b>pr</b>	<b>kr</b>	<b>ir</b>	<b>total</b>	<b>avg/g</b>
UNGA, Harvey	11	1016	106	0	0	0	1122	102.0
CHAMBERS, O'	12	8	370	132	486	0	996	83.0
PITTA, Dennis	12	0	784	0	0	0	784	65.3
DI LUIGI, JJ	12	248	261	0	251	0	760	63.3
JACOBSON, Mc	8	0	529	2	39	0	570	71.2
KARIYA, Bryan	12	199	186	0	0	0	385	32.1
ASHWORTH, Lu	12	6	362	0	0	0	368	30.7
GEORGE, Andr	12	0	362	0	0	0	362	30.2
TONGA, Manas	11	106	252	0	0	0	358	32.5
HAFOKA, Spenc	12	0	155	17	18	0	190	15.8
NELSON, Riley	7	122	0	0	0	0	122	17.4
THOMPSON, Br	11	0	95	0	0	0	95	8.6
RICH, Andrew	12	0	0	0	0	91	91	7.6
HALL, Max	12	78	0	0	0	0	78	6.5
LOGAN, Brian	12	0	0	0	0	59	59	4.9
THOMAS, Steve	10	0	0	0	53	0	53	5.3
BILLS, Craig	12	0	0	0	0	40	40	3.3
MARSHALL, Ma	12	0	0	22	0	0	22	1.8
HAGUE, Mike	3	15	0	0	0	0	15	5.0
JORGENSEN, J	12	0	0	0	10	0	10	0.8
LAMB, Tucker	7	9	0	0	0	0	9	1.3
HEIMULI, Antho	5	4	5	0	0	0	9	1.8
PILI, JoJo	3	6	0	0	0	0	6	2.0
JOHNSON, Scot	11	0	0	0	0	1	1	0.1
TEAM	9	-39	0	1	0	0	-38	-4.2
Total	12	1778	3467	174	857	191	6467	538.9
Opponents	12	1344	2629	98	1256	155	5482	456.8



**BYU Cougars Overall Defensive Statistics (as of Nov 28, 2009)**  
**All games**

##	Defensive Leaders	gp	Tackles				tfl/yds	Sacks no-yds	Pass defense			Fumbles		blkd	
			ua	a	tot				int-yds	brup	qbh	rcv-yds	ff	kick	saf
22	RICH, Andrew	12	49	31	80	3.5-4	1.0-1	4-91	2	.	1-0	2	1	.	
42	DOMAN, Shawn	12	23	42	65	4.0-10	1.0-2	.	1	.	3-0	1	.	.	
21	JOHNSON, Scott	11	41	23	64	1.0-3	.	3-1	6	.	.	1	.	.	
5	BRADLEY, Brando	12	45	16	61	.	.	.	3	.	.	2	.	.	
41	CLAWSON, Coleby	12	30	30	60	7.0-51	5.0-33	.	.	8	.	.	.	.	
84	JORGENSEN, Jan	12	24	32	56	10.5-55	6.5-44	.	.	4	.	.	.	.	
35	BAUMAN, Matt	12	24	29	53	2.5-2	.	.	2	.	.	.	.	.	
1	PENDLETON, Jord	12	28	21	49	5.0-34	3.0-31	1-0	3	5	1-12	.	.	.	
47	HOOKS, Terrance	10	27	17	44	2.0-2	1.0-1	.	.	2	.	1	.	.	
7	LOGAN, Brian	12	29	13	42	4.0-9	.	3-59	14	.	.	.	.	.	
92	DENNEY, Brett	12	16	25	41	3.5-20	2.5-17	.	.	2	1-0	1	.	.	
98	FUGA, Romney	12	14	24	38	3.0-16	1.0-14	.	.	.	.	1	.	.	
18	BILLS, Craig	12	13	8	21	.	.	2-40	.	.	.	.	.	.	
39	NELSON, Grant	11	8	11	19	2.5-10	2.0-10	.	2	1	.	.	.	.	
55	OGLETREE, Brand	9	8	11	19	.	.	.	.	.	.	.	.	.	
51	HUNTER, Shane	12	6	8	14	1.0-1	.	.	.	.	1-0	1	.	.	
27	MORGAN, Blake	12	9	5	14	.	.	.	.	.	.	.	.	.	
37	SO'OTO, Vic	9	6	4	10	4.0-25	1.0-15	.	.	.	.	.	.	.	
52	TIALAVEA, Russe	8	3	6	9	0.5-0	.	.	.	.	1-0	.	.	.	
20	AGUIRRE, Lee	11	7	2	9	.	.	.	1	.	.	.	.	.	
19	MARSHALL, Matt	12	5	2	7	.	.	.	.	.	.	.	1	.	
43	ATKINSON, Jorda	12	5	2	7	.	.	.	.	.	.	1	.	.	
57	PUTNAM, Matt	12	2	4	6	1.0-3	1.0-3	.	.	.	.	.	.	.	
58	BELL, Jeff	8	2	4	6	.	.	.	.	.	.	.	.	.	
24	THOMAS, Steven	10	4	2	6	.	.	.	.	.	.	.	.	.	
2	TE'O, Shiloah	5	4	1	5	1.0-1	.	.	.	.	.	.	.	.	
96	FISHER, Steven	5	2	2	4	.	.	.	.	.	.	.	.	.	
23	UALE, Travis	11	1	3	4	.	.	.	.	.	.	.	.	.	
26	BUCKNER, Robbie	5	4	.	4	.	.	.	.	.	.	.	.	.	
97	HOLA, Tevita	10	1	2	3	.	.	.	.	1	.	.	.	.	
1C	MEES, Carter	5	2	1	3	.	.	.	.	.	.	.	.	.	
34	LAMB, Tucker	7	3	.	3	.	.	.	.	.	.	.	.	.	
32	PITTA, Dennis	12	2	.	2	.	.	.	.	.	.	.	.	.	
30	MENDENHALL, Zek	9	1	1	2	.	.	.	.	.	.	.	.	.	
70	REYNOLDS, Matt	12	2	.	2	.	.	.	.	.	.	.	.	.	
33	KARIYA, Bryan	12	2	.	2	.	.	.	.	.	.	.	.	.	
48	FRAZIER, Jameso	10	1	1	2	.	.	.	.	.	.	.	.	.	
25	EASON, Corby	11	2	.	2	.	.	.	.	.	.	.	.	.	
38	PAYNE, Mitch	12	2	.	2	.	.	.	.	.	.	.	.	.	
94	RICHARDSON, Jor	4	1	.	1	.	.	.	.	.	.	.	.	.	
59	PACE, John	11	.	1	1	.	.	.	.	.	.	.	.	.	
60	BROWN, Terence	12	.	1	1	.	.	.	.	.	.	.	.	.	
16	GASKINS, Brende	5	.	1	1	.	.	.	.	.	.	.	.	.	
36	HAGUE, Mike	3	1	.	1	.	.	.	.	.	.	.	.	.	
15	HALL, Max	12	1	.	1	.	.	.	.	.	.	.	.	.	
11	TONGA, Manase	11	1	.	1	.	.	.	.	.	.	.	.	.	
88	GEORGE, Andrew	12	1	.	1	.	.	.	.	.	.	.	.	.	
76	HANSEN, Braden	12	.	1	1	.	.	.	.	.	.	.	.	.	
99	STEPHENSON, Ril	12	1	.	1	.	.	.	.	.	.	.	.	.	
TM	TEAM	9	1	.	1	.	.	.	.	.	.	1	.	.	
	Total	12	464	387	851	56-246	26-180	13-191	34	23	8-12	12	2	.	
	Opponents	12	468	413	881	48-190	21-128	14-155	28	23	8-7	9	1	.	

**BYU Cougars Combined Team Statistics (as of Nov 28, 2009)**  
All games

Date	Opponent	Score	Att.	Record:	Overall	Home	Away	Neutral
Sep 05, 2009	vs #3 Oklahoma	W 14-13	75437	All games	10-2	4-2	5-0	1-0
Sep 12, 2009	at Tulane Green Wave	W 54-3	26224	Conference	7-1	3-1	4-0	0-0
Sep 19, 2009	FLORIDA STATE	L 28-54	64209	Non-Conference	3-1	1-1	1-0	1-0
* Sep 26, 2009	COLORADO STATE	W 42-23	64091					
Oct 02, 2009	UTAH STATE	W 35-17	64103					
* Oct 10, 2009	at UNLV	W 59-21	25597					
* Oct 17, 2009	at San Diego State	W 38-28	30258					
* Oct 24, 2009	#8 TC HORNE FROGS	L 7-38	64641					
* Nov 07, 2009	at Wyoming	W 52-0	19201					
* Nov 14, 2009	at New Mexico	W 24-19	24344					
* Nov 21, 2009	AF	W 38-21	64071					
* Nov 28, 2009	UTAH	W 26-23	64301					

Team Statistics	BY	OPP
FIRST DOWNS	273	222
Rushing	97	82
Passing	160	119
Penalty	16	21
RUSHING YARDAGE	1778	1344
Rushing Attempts	435	395
Average Per Rush	4.1	3.4
Average Per Game	148.2	112.0
TDs Rushing	24	13
PASSING YARDAGE	3467	2629
Comp-Att-Int	263-389-14	240-402-13
Average Per Pass	8.9	6.5
Average Per Catch	13.2	11.0
Average Per Game	288.9	219.1
TDs Passing	31	17
TOTAL OFFENSE	5245	3973
Average Per Play	6.4	5.0
Average Per Game	437.1	331.1
KICK RETURNS: #-Yards	38-857	56-1256
PUNT RETURNS: #-Yards	27-174	15-98
INT RETURNS: #-Yards	13-191	14-155
FUMBLES-LOST	15-8	17-8
PENALTIES-Yards	84-793	81-699
PUNTS-AVG	38-41.7	59-42.2
TIME OF POSSESSION/Game	30:55	29:05
3RD-DOWN Conversions	86/155	67/172
4TH-DOWN Conversions	4/12	13/20

Rushing	gp	att	gain	loss	net	avg	td	lg	avg/g
UNGA, Harvey	11	184	1031	15	1016	5.5	10	52	92.4
DI LUIGI, JJ	12	45	251	3	248	5.5	3	38	20.7
KARIYA, Bryan	12	55	221	22	199	3.6	2	15	16.6
NELSON, Riley	7	21	126	4	122	5.8	3	17	17.4
TONGA, Manase	11	35	124	18	106	3.0	3	13	9.6
HALL, Max	12	67	223	145	78	1.2	2	20	6.5
HAGUE, Mike	3	4	19	4	15	3.8	0	8	5.0
LAMB, Tucker	7	2	9	0	9	4.5	0	6	1.3
CHAMBERS, O'Nei	12	1	8	0	8	8.0	0	8	0.7
ASHWORTH, Luke	12	1	6	0	6	6.0	0	6	0.5
PILI, JoJo	3	2	6	0	6	3.0	1	5	2.0
HEIMULI, Anthon	5	1	4	0	4	4.0	0	4	0.8
TEAM	9	17	0	39	-39	-2.3	0	0	-4.3
Total	12	435	2028	250	1778	4.1	24	52	148.2
Opponents	12	395	1623	279	1344	3.4	13	47	112.0

Passing	gp	effic	comp-att-int	pct	yds	td	lg	avg/g
HALL, Max	12	160.93	256-379-14	67.5	3368	30	80	280.7
NELSON, Riley	7	186.16	7-10-0	70.0	99	1	31	14.1
Total	12	161.58	263-389-14	67.6	3467	31	80	288.9
Opponents	12	122.12	240-402-13	59.7	2629	17	75	219.1

Interceptions	no.	yds	avg	td	lg
RICH, Andrew	4	91	22.8	0	52
LOGAN, Brian	3	59	19.7	0	21
JOHNSON, Scott	3	1	0.3	0	1
BILLS, Craig	2	40	20.0	0	24
PENDLETON, Jord	1	0	0.0	0	0

Punting	no.	yds	avg	lg	tb	fc	i20	50+	blk
STEPHENSON, Ril	38	1583	41.7	59	4	8	7	7	0

Punt Returns	no.	yds	avg	td	lg
CHAMBERS, O'Nei	21	132	6.3	0	43
JACOBSON, McKay	2	2	1.0	0	2
HAFOKA, Spencer	2	17	8.5	0	14
MARSHALL, Matt	1	22	22.0	0	0
TEAM	1	1	1.0	0	1
Total	27	174	6.4	0	43
Opponents	15	98	6.5	0	40

Receiving	gp	no.	yds	avg	td	lg	avg/g
PITTA, Dennis	12	57	784	13.8	7	35	65.3
CHAMBERS, O'Nei	12	31	370	11.9	1	37	30.8
TONGA, Manase	11	28	252	9.0	3	24	22.9
ASHWORTH, Luke	12	27	362	13.4	3	48	30.2
GEORGE, Andrew	12	26	362	13.9	5	34	30.2
JACOBSON, McKay	8	21	529	25.2	4	80	66.1
DI LUIGI, JJ	12	21	261	12.4	4	44	21.8
KARIYA, Bryan	12	16	186	11.6	2	49	15.5
HAFOKA, Spencer	12	16	155	9.7	1	24	12.9
UNGA, Harvey	11	13	106	8.2	1	28	9.6
THOMPSON, Brett	11	6	95	15.8	0	46	8.6
HEIMULI, Anthon	5	1	5	5.0	0	5	1.0
Total	12	263	3467	13.2	31	80	288.9
Opponents	12	240	2629	11.0	17	75	219.1

Field Goals	fg	pct.	01-19	20-29	30-39	40-49	50-99	lg	blk
PAYNE, Mitch	9-13	69.2	0-0	3-3	2-3	4-7	0-0	49	1

Kick Returns	no.	yds	avg	td	lg
CHAMBERS, O'Nei	19	486	25.6	0	97
DI LUIGI, JJ	10	251	25.1	0	38
THOMAS, Steven	3	53	17.7	0	22
JACOBSON, McKay	3	39	13.0	0	16
HAFOKA, Spencer	2	18	9.0	0	18
JORGENSEN, Jan	1	10	10.0	0	10
Total	38	857	22.6	0	97
Opponents	56	1256	22.4	1	94

Scoring	td	fg	PAT			dxp	saf	pts
			kick	rush	rcv			
PAYNE, Mitch	-	9-13	54-55	-	-	-	-	81
UNGA, Harvey	11	-	-	-	-	-	-	66
DI LUIGI, JJ	7	-	-	-	-	-	-	42
PITTA, Dennis	7	-	-	-	-	-	-	42
TONGA, Manase	6	-	-	-	-	-	-	36
GEORGE, Andrew	5	-	-	-	-	-	-	30
KARIYA, Bryan	4	-	-	-	-	-	-	24
JACOBSON, McKay	4	-	-	-	-	-	-	24
ASHWORTH, Luke	3	-	-	-	-	-	-	18
NELSON, Riley	3	-	-	-	-	-	-	18
HALL, Max	2	-	-	-	-	-	-	12
PILI, JoJo	1	-	-	-	-	-	-	6
CHAMBERS, O'Nei	1	-	-	-	-	-	-	6
PENDLETON, Jord	1	-	-	-	-	-	-	6
HAFOKA, Spencer	1	-	-	-	-	-	-	6
Total	56	9-13	54-55	-	-	-	-	417
Opponents	32	13-20	25-27	1-2	1	1-3	-	260

All Purpose	g	rush	rcv	pr	kr	ir	total	avg/g
UNGA, Harvey	11	1016	106	0	0	0	1122	102.0
CHAMBERS, O'	12	8	370	132	486	0	996	83.0
PITTA, Dennis	12	0	784	0	0	0	784	65.3
DI LUIGI, JJ	12	248	261	0	251	0	760	63.3
JACOBSON, Mc	8	0	529	2	39	0	570	71.2
Total	12	1778	3467	174	857	191	6467	538.9
Opponents	12	1344	2629	98	1256	155	5482	456.8

Total Offense	g	plays	rush	pass	total	avg/g
HALL, Max	12	446	78	3368	3446	287.2
UNGA, Harvey	11	184	1016	0	1016	92.4
DI LUIGI, JJ	12	45	248	0	248	20.7
NELSON, Riley	7	31	122	99	221	31.6
KARIYA, Bryan	12	55	199	0	199	16.6
Total	12	824	1778	3467	5245	437.1
Opponents	12	797	1344	2629	3973	331.1

**BYU Cougars Game Results (as of Nov 28, 2009)**  
**All games**

<b>Date</b>	<b>Opponent</b>		<b>Score</b>	<b>Overall</b>	<b>Conference</b>	<b>Time</b>	<b>Attend</b>
Sep 05, 2009	vs #3 Oklahoma	W	14-13	1-0	0-0	3:16	75437
Sep 12, 2009	at Tulane Green Wave	W	54-3	2-0	0-0	3:00	26224
Sep 19, 2009	FLORIDA STATE	L	28-54	2-1	0-0	3:04	64209
* Sep 26, 2009	COLORADO STATE	W	42-23	3-1	1-0	3:14	64091
Oct 02, 2009	UTAH STATE	W	35-17	4-1	1-0	2:59	64103
* Oct 10, 2009	at UNLV	W	59-21	5-1	2-0	2H53M	25597
* Oct 17, 2009	at San Diego State	W	38-28	6-1	3-0	3:16	30258
* Oct 24, 2009	#8 TC HORNED FROGS	L	7-38	6-2	3-1	2:47	64641
* Nov 07, 2009	at Wyoming	W	52-0	7-2	4-1	2:45	19201
* Nov 14, 2009	at New Mexico	W	24-19	8-2	5-1	3:06	24344
* Nov 21, 2009	AF	W	38-21	9-2	6-1	3:12	64071
* Nov 28, 2009	UTAH	Wo	26-23	10-2	7-1	3:54	64301

**BYU Cougars Team Game-by-Game (as of Nov 28, 2009)**  
**All games**

**TEAM STATISTICS**

Date	Opponent	Rushing				Receiving				Passing				Kick Returns				Punt Returns				tot off
		no.	yds	td	lg	no.	yds	td	lg	cmp-att-int	yds	td	lg	no.	yds	td	lg	no.	yds	td	lg	
Sep 05	vs Oklahoma	33	28	0	15	26	329	2	49	26-38-2	329	2	49	4	61	0	22	2	3	0	2	357
Sep 12	at Tulane Green Wave	45	206	4	14	26	321	2	38	26-34-1	321	2	38	2	45	0	27	0	0	0	0	527
Sep 19	FLORIDA STATE	19	108	1	30	23	367	3	80	23-34-3	367	3	80	2	23	0	13	0	0	0	0	475
Sep 26	COLORADO STATE	34	132	4	20	18	241	2	37	18-29-2	241	2	37	3	69	0	27	2	22	0	0	373
Oct 02	UTAH STATE	43	213	2	23	16	218	3	48	16-23-2	218	3	48	3	73	0	38	1	9	0	9	431
Oct 10	at UNLV	43	291	6	52	21	320	2	46	21-27-0	320	2	46	3	150	0	97	4	31	0	15	611
Oct 17	at San Diego State	52	166	2	20	27	346	3	40	27-39-0	346	3	40	5	124	0	37	3	38	0	17	512
Oct 24	TC HORNED FROGS	37	110	0	16	20	188	1	23	20-33-1	188	1	23	7	152	0	28	3	10	0	6	298
Nov 07	at Wyoming	45	231	3	17	20	312	4	79	20-22-0	312	4	79	0	0	0	0	3	-2	0	3	543
Nov 14	at New Mexico	23	41	1	25	21	314	2	50	21-33-1	314	2	50	2	43	0	24	2	-1	0	0	355
Nov 21	AF	25	121	0	19	33	377	5	33	33-45-2	377	5	33	4	68	0	26	2	1	0	5	498
Nov 28	UTAH	36	131	1	27	12	134	2	25	12-32-0	134	2	25	3	49	0	17	5	63	0	43	265
BYU Cougars		435	1778	24	52	263	3467	31	80	263-389-14	3467	31	80	38	857	0	97	27	174	0	43	5245
		395	1344	13	47	240	2629	17	75	240-402-13	2629	17	75	56	1256	1	94	15	98	0	40	3973

Games played: 12  
 Avg per rush: 4.1  
 Avg per catch: 13.2  
 Pass efficiency: 161.58  
 Kick ret avg: 22.6  
 Punt ret avg: 6.4  
 All purpose avg/game: 538.9  
 Total offense avg/gm: 437.1

Date	Opponent	Tackles				Sacks	Fumble		Pass Defense			Blkd	PAT Attempts				pts	
		ua	a	total	tfl-yds		no-yds	ff	fr-yds	int-yds	qbh		brup	kick	kick	rush		rcv
Sep 05	vs Oklahoma	42	16	58	4.0-7	1.0-1	2	2-0	0-0	3	3	0	2-2	0	0	0	0	14
Sep 12	at Tulane Green Wave	42	20	62	6.0-19	3.0-10	2	2-12	2-37	0	2	0	6-7	0	0	0	54	
Sep 19	FLORIDA STATE	47	36	83	2.0-2	0.0-0	1	0-0	0-0	4	2	0	4-4	0	0	0	28	
Sep 26	COLORADO STATE	43	46	89	6.0-42	3.0-35	1	0-0	2-20	3	6	1	6-6	0	0	0	42	
Oct 02	UTAH STATE	42	34	76	5.0-10	3.0-8	0	1-0	0-0	1	2	0	5-5	0	0	0	35	
Oct 10	at UNLV	35	20	55	4.0-21	2.0-18	1	0-0	3-1	0	3	0	8-8	0	0	0	59	
Oct 17	at San Diego State	36	2	38	2.0-11	1.0-10	0	0-0	1-0	0	4	0	5-5	0	0	0	38	
Oct 24	TC HORNED FROGS	23	47	70	3.0-18	2.0-15	1	0-0	0-0	4	1	0	1-1	0	0	0	7	
Nov 07	at Wyoming	30	34	64	5.0-30	3.0-17	1	1-0	2-42	0	3	0	7-7	0	0	0	52	
Nov 14	at New Mexico	49	26	75	9.0-43	5.0-35	0	0-0	0-0	0	2	1	3-3	0	0	0	24	
Nov 21	AF	36	74	110	4.0-6	1.0-3	3	2-0	2-39	1	4	0	5-5	0	0	0	38	
Nov 28	UTAH	39	32	71	6.0-37	2.0-19	0	0-0	1-52	7	2	0	2-2	0	0	0	26	
BYU Cougars		464	387	851	56.0-246	25.0-171	12	8-12	13-191	23	34	2	54-55	0	0	0	417	
		468	413	881	48.0-190	21.0-128	9	8-7	14-155	23	28	1	25-27	1	1	0	260	

Date	Opponent	Punting										Field Goals			Kickoffs			
		no.	yds	avg	long	blkd	tb	fc	50+	i20	md-att	long	blkd	no.	yds	avg	tb	ob
Sep 05	vs Oklahoma	5	198	39.6	50	0	0	1	1	1	0-1	0	0	3	177	59.0	0	1
Sep 12	at Tulane Green Wave	0	0	0.0	0	0	0	0	0	0	2-2	41	0	10	610	61.0	0	2
Sep 19	FLORIDA STATE	1	43	43.0	43	0	0	0	0	0	0-0	0	0	5	331	66.2	2	0
Sep 26	COLORADO STATE	4	204	51.0	57	0	0	0	2	0	0-0	0	0	7	476	68.0	1	0
Oct 02	UTAH STATE	3	111	37.0	53	0	0	1	1	1	0-0	0	0	6	392	65.3	1	1
Oct 10	at UNLV	2	75	37.5	39	0	1	1	0	1	1-1	28	0	10	648	64.8	2	0
Oct 17	at San Diego State	2	65	32.5	37	0	0	0	0	1	1-1	44	0	6	408	68.0	0	0
Oct 24	TC HORNED FROGS	6	282	47.0	57	0	1	3	2	2	0-1	0	0	2	140	70.0	1	0
Nov 07	at Wyoming	1	39	39.0	39	0	0	1	0	0	1-2	36	0	9	617	68.6	4	0
Nov 14	at New Mexico	4	148	37.0	43	0	0	0	0	1	1-1	42	0	5	330	66.0	2	0
Nov 21	AF	1	41	41.0	41	0	0	0	0	0	1-2	49	1	7	416	59.4	0	0
Nov 28	UTAH	9	377	41.9	59	0	2	1	1	0	2-2	37	0	5	324	64.8	1	1
BYU Cougars		38	1583	41.7	59	0	4	8	7	7	9-13	49	1	75	4869	64.9	14	5
		59	2492	42.2	70	1	7	5	12	20	13-20	40	1	53	3406	64.3	14	1

**BYU Cougars Opponent Game-by-Game (as of Nov 28, 2009)**  
All games

**OPPONENT STATISTICS**

Date	Opponent	Rushing				Receiving				Passing				Kick Returns				Punt Returns				tot off
		no.	yds	td	lg	no.	yds	td	lg	cmp-att-int	yds	td	lg	no.	yds	td	lg	no.	yds	td	lg	
Sep 05	vs Oklahoma	31	118	0	14	16	147	1	18	16-26-0	147	1	18	2	27	0	16	2	6	0	3	265
Sep 12	at Tulane Green Wave	24	37	0	11	20	125	0	19	20-28-2	125	0	19	8	149	0	27	0	0	0	0	162
Sep 19	FLORIDA STATE	49	313	4	47	22	199	2	26	22-28-0	199	2	26	3	71	0	28	0	0	0	0	512
Sep 26	COLORADO STATE	28	66	1	16	31	372	2	21	31-51-2	372	2	21	6	140	0	36	2	2	0	5	438
Oct 02	UTAH STATE	37	109	1	16	20	213	1	32	20-30-0	213	1	32	4	75	0	29	1	3	0	3	322
Oct 10	at UNLV	19	45	0	12	25	292	2	75	25-41-3	292	2	75	8	214	1	94	0	0	0	0	337
Oct 17	at San Diego State	16	20	1	12	22	322	3	45	22-34-1	322	3	45	6	160	0	31	0	0	0	0	342
Oct 24	TC HORNED FROGS	37	127	2	10	14	285	3	75	14-25-0	285	3	75	1	24	0	24	1	0	0	0	412
Nov 07	at Wyoming	32	112	0	15	15	113	0	19	15-27-2	113	0	19	5	107	0	24	0	0	0	0	225
Nov 14	at New Mexico	36	88	1	20	28	272	2	26	28-45-0	272	2	26	3	68	0	34	3	16	0	10	360
Nov 21	AF	56	212	2	29	5	88	1	29	5-22-2	88	1	29	7	143	0	44	1	4	0	4	300
Nov 28	UTAH	30	97	1	20	22	201	0	28	22-45-1	201	0	28	3	78	0	34	5	67	0	40	298
Opponents		395	1344	13	47	240	2629	17	75	240-402-13	2629	17	75	56	1256	1	94	15	98	0	40	3973
		435	1778	24	52	263	3467	31	80	263-389-14	3467	31	80	38	857	0	97	27	174	0	43	5245

Games played: 12  
 Avg per rush: 3.4  
 Avg per catch: 11.0  
 Pass efficiency: 122.12  
 Kick ret avg: 22.4  
 Punt ret avg: 6.5  
 All purpose avg/game: 456.8  
 Total offense avg/gm: 331.1

Date	Opponent	Tackles				Sacks	Fumble		Pass Defense			Blkd	PAT Attempts			pts		
		ua	a	total	tfl-yds		no-yds	ff	fr-yds	int-yds	qbh		brup	kick	kick		rush	rcv
Sep 05	vs Oklahoma	46	18	64	10.0-33	4.0-19	2	2-0	2-19	6	2	0	1-1	0	0	0	0	13
Sep 12	at Tulane Green Wave	46	38	84	1.0-4	0.0-0	0	0-0	1-1	0	2	0	0-0	0	0	0	0	3
Sep 19	FLORIDA STATE	32	16	48	1.0-5	1.0-5	2	2-0	3-97	1	1	0	6-7	0	0	0	54	
Sep 26	COLORADO STATE	29	38	67	3.0-15	3.0-15	0	0-0	2-0	3	2	0	2-2	0	0	0	23	
Oct 02	UTAH STATE	40	31	71	2.0-7	1.0-4	1	1-7	2-16	1	1	0	2-2	0	0	0	17	
Oct 10	at UNLV	36	50	86	2.0-3	0.0-0	0	0-0	0-0	0	0	0	3-3	0	0	0	21	
Oct 17	at San Diego State	65	26	91	4.0-10	0.0-0	0	0-0	0-0	0	4	0	4-4	0	0	0	28	
Oct 24	TC HORNED FROGS	37	50	87	7.0-40	5.0-36	1	1-0	1-5	3	6	0	5-5	0	0	0	38	
Nov 07	at Wyoming	25	64	89	2.0-2	1.0-1	1	0-0	0-0	0	0	0	0-0	0	0	0	0	
Nov 14	at New Mexico	30	22	52	7.0-15	2.0-8	1	1-0	1-0	0	1	0	1-2	0	0	0	19	
Nov 21	AF	44	34	78	3.0-10	0.0-0	1	1-0	2-17	5	2	1	1-1	1	0	0	21	
Nov 28	UTAH	38	26	64	6.0-46	4.0-40	0	0-0	0-0	4	7	0	0-0	0	1	0	23	
Opponents		468	413	881	48.0-190	21.0-128	9	8-7	14-155	23	28	1	25-27	1	1	0	260	
		464	387	851	56.0-246	25.0-171	12	8-12	13-191	23	34	2	54-55	0	0	0	417	

Date	Opponent	Punting							Field Goals			Kickoffs						
		no.	yds	avg	long	blkd	tb	fc	50+	i20	md-att	long	blkd	no.	yds	avg	tb	ob
Sep 05	vs Oklahoma	7	311	44.4	52	0	1	1	3	3	2-3	35	0	4	250	62.5	0	0
Sep 12	at Tulane Green Wave	5	185	37.0	45	0	1	1	0	2	1-1	29	0	2	127	63.5	0	0
Sep 19	FLORIDA STATE	1	38	38.0	38	0	0	0	0	1	2-3	35	0	9	610	67.8	7	0
Sep 26	COLORADO STATE	5	172	34.4	52	1	1	1	1	2	1-2	38	0	5	266	53.2	1	1
Oct 02	UTAH STATE	5	246	49.2	54	0	2	0	3	2	1-1	20	0	3	210	70.0	0	0
Oct 10	at UNLV	5	220	44.0	54	0	0	0	1	2	0-0	0	0	4	274	68.5	1	0
Oct 17	at San Diego State	4	189	47.2	50	0	0	0	2	1	0-0	0	0	5	319	63.8	0	0
Oct 24	TC HORNED FROGS	6	245	40.8	50	0	0	0	1	1	1-1	28	0	7	463	66.1	0	0
Nov 07	at Wyoming	7	301	43.0	70	0	2	0	1	2	0-0	0	0	1	70	70.0	1	0
Nov 14	at New Mexico	4	157	39.2	47	0	0	1	0	1	0-3	0	1	3	197	65.7	1	0
Nov 21	AF	3	137	45.7	48	0	0	0	0	1	0-1	0	0	4	206	51.5	0	0
Nov 28	UTAH	7	291	41.6	45	0	0	1	0	2	5-5	40	0	6	414	69.0	3	0
Opponents		59	2492	42.2	70	1	7	5	12	20	13-20	40	1	53	3406	64.3	14	1
		38	1583	41.7	59	0	4	8	7	7	9-13	49	1	75	4869	64.9	14	5

**BYU Cougars Game Superlatives (as of Nov 28, 2009)**  
**All games**

**INDIVIDUAL GAME HIGHS**

Rushes	26	UNGA, Harvey at San Diego State (Oct 17, 2009)
Yards Rushing	149	UNGA, Harvey at UNLV (Oct 10, 2009)
TD Rushes	3	UNGA, Harvey vs Colorado State (Sep 26, 2009)
	3	UNGA, Harvey at UNLV (Oct 10, 2009)
Long Rush	52	UNGA, Harvey at UNLV (Oct 10, 2009)
Pass attempts	45	HALL, Max vs AF (Nov 21, 2009)
Pass completions	33	HALL, Max vs AF (Nov 21, 2009)
Yards Passing	377	HALL, Max vs AF (Nov 21, 2009)
TD Passes	5	HALL, Max vs AF (Nov 21, 2009)
Long Pass	80	HALL, Max vs Florida State (Sep 19, 2009)
Receptions	9	PITTA, Dennis vs AF (Nov 21, 2009)
Yards Receiving	111	JACOBSON, McKay vs Florida State (Sep 19, 2009)
	111	PITTA, Dennis vs AF (Nov 21, 2009)
TD Receptions	2	PITTA, Dennis vs Utah State (Oct 02, 2009)
	2	DI LUIGI, JJ at Wyoming (Nov 07, 2009)
	2	PITTA, Dennis vs AF (Nov 21, 2009)
Long Reception	80	JACOBSON, McKay vs Florida State (Sep 19, 2009)
Field Goals	2	PAYNE, Mitch at Tulane Green Wave (Sep 12, 2009)
	2	PAYNE, Mitch vs Utah (Nov 28, 2009)
Long Field Goal	49	PAYNE, Mitch vs AF (Nov 21, 2009)
Punts	9	STEPHENSON, Ril vs Utah (Nov 28, 2009)
Punting Avg	51.0	STEPHENSON, Ril vs Colorado State (Sep 26, 2009)
Long Punt	59	STEPHENSON, Ril vs Utah (Nov 28, 2009)
Long Punt Return	43	CHAMBERS, O'Nei vs Utah (Nov 28, 2009)
Long Kickoff Return	97	CHAMBERS, O'Nei at UNLV (Oct 10, 2009)
Tackles	13	DENNEY, Brett vs AF (Nov 21, 2009)
Sacks	2.0	NELSON, Grant at Tulane Green Wave (Sep 12, 2009)
	2.0	CLAWSON, Coleby at UNLV (Oct 10, 2009)
	2.0	PENDLETON, Jord at New Mexico (Nov 14, 2009)
Tackles For Loss	2.0	SO'OTO, Vic at Tulane Green Wave (Sep 12, 2009)
	2.0	NELSON, Grant at Tulane Green Wave (Sep 12, 2009)
	2.0	FUGA, Romney vs Colorado State (Sep 26, 2009)
	2.0	CLAWSON, Coleby at UNLV (Oct 10, 2009)
	2.0	PENDLETON, Jord at New Mexico (Nov 14, 2009)
	2.0	LOGAN, Brian at New Mexico (Nov 14, 2009)
	2.0	JORGENSEN, Jan at New Mexico (Nov 14, 2009)
Interceptions	2	JOHNSON, Scott at UNLV (Oct 10, 2009)
	2	RICH, Andrew vs AF (Nov 21, 2009)

**BYU Cougars Game Superlatives (as of Nov 28, 2009)**  
**All games**

**TEAM GAME HIGHS**

Rushes	52	at San Diego State (Oct 17, 2009)
Yards Rushing	291	at UNLV (Oct 10, 2009)
Yards Per Rush	6.8	at UNLV (Oct 10, 2009)
TD Rushes	6	at UNLV (Oct 10, 2009)
Pass attempts	45	vs AF (Nov 21, 2009)
Pass completions	33	vs AF (Nov 21, 2009)
Yards Passing	377	vs AF (Nov 21, 2009)
Yards Per Pass	14.2	at Wyoming (Nov 07, 2009)
TD Passes	5	vs AF (Nov 21, 2009)
Total Plays	91	at San Diego State (Oct 17, 2009)
Total Offense	611	at UNLV (Oct 10, 2009)
Yards Per Play	9.0	vs Florida State (Sep 19, 2009)
Points	59	at UNLV (Oct 10, 2009)
Sacks By	5	at New Mexico (Nov 14, 2009)
First Downs	35	at Tulane Green Wave (Sep 12, 2009)
Penalties	10	vs Oklahoma (Sep 05, 2009)
	10	vs Colorado State (Sep 26, 2009)
Penalty Yards	117	vs Colorado State (Sep 26, 2009)
Turnovers	5	vs Florida State (Sep 19, 2009)
Interceptions By	3	at UNLV (Oct 10, 2009)

**BYU Cougars Game Superlatives (as of Nov 28, 2009)**  
**All games**

**OPPONENT INDIVIDUAL GAME HIGHS**

Rushes	21	WIDE, Eddie, vs Utah (Nov 28, 2009)
Yards Rushing	114	WIDE, Eddie, vs Utah (Nov 28, 2009)
TD Rushes	2	Pryor, L, vs Florida State (Sep 19, 2009)
Long Rush	47	Jones, T, vs Florida State (Sep 19, 2009)
Pass attempts	51	STUCKER, Grant, vs Colorado State (Sep 26, 2009)
Pass completions	31	STUCKER, Grant, vs Colorado State (Sep 26, 2009)
Yards Passing	372	STUCKER, Grant, vs Colorado State (Sep 26, 2009)
TD Passes	3	LINDLEY, Ryan, at San Diego State (Oct 17, 2009)
	3	DALTON, Andy, vs TC Horned Frogs (Oct 24, 2009)
Long Pass	75	CLAYTON, Omar, at UNLV (Oct 10, 2009)
	75	DALTON, Andy, vs TC Horned Frogs (Oct 24, 2009)
Receptions	11	LIGGETT, Tyson, vs Colorado State (Sep 26, 2009)
Yards Receiving	156	LIGGETT, Tyson, vs Colorado State (Sep 26, 2009)
TD Receptions	2	SAMPSON, DeMarc, at San Diego State (Oct 17, 2009)
Long Reception	75	JOHNSON, M., at UNLV (Oct 10, 2009)
	75	HICKS, Antoine, vs TC Horned Frogs (Oct 24, 2009)
Field Goals	5	PHILLIPS, Joe, vs Utah (Nov 28, 2009)
Long Field Goal	40	PHILLIPS, Joe, vs Utah (Nov 28, 2009)
Punts	7	Way, Tress, vs Oklahoma (Sep 05, 2009)
	7	MCCOY, Austin, at Wyoming (Nov 07, 2009)
	7	SELLWOOD, Sean, vs Utah (Nov 28, 2009)
Punting Avg	49.2	Peter Caldwell, vs Utah State (Oct 02, 2009)
Long Punt	70	MCCOY, Austin, at Wyoming (Nov 07, 2009)
Long Punt Return	40	SMITHSON, Shaky, vs Utah (Nov 28, 2009)
Long Kickoff Return	94	PURVIS, Deante', at UNLV (Oct 10, 2009)
Tackles	16	PROSINSKI,Chris, at Wyoming (Nov 07, 2009)
Sacks	2.0	GIPSON, Chris, vs Colorado State (Sep 26, 2009)
	2.0	GRANT, Cory, vs TC Horned Frogs (Oct 24, 2009)
Tackles For Loss	4.0	McCoy, Gerald, vs Oklahoma (Sep 05, 2009)
Interceptions	1	Reynolds, Ryan, vs Oklahoma (Sep 05, 2009)
	1	Clayton, Keenan, vs Oklahoma (Sep 05, 2009)
	1	ECHEBELEM, C., at Tulane Green Wave (Sep 12, 2009)
	1	Reid, G, vs Florida State (Sep 19, 2009)
	1	Bradham, N, vs Florida State (Sep 19, 2009)
	1	Alexander, AJ, vs Florida State (Sep 19, 2009)
	1	OPPENNEER, Nick, vs Colorado State (Sep 26, 2009)
	1	KAWULOK, Michae, vs Colorado State (Sep 26, 2009)
	1	Kejon Murphy, vs Utah State (Oct 02, 2009)
	1	Rajric Coleman, vs Utah State (Oct 02, 2009)
	1	WASHINGTON, Dar, vs TC Horned Frogs (Oct 24, 2009)
	1	LATCHISON, Jaym, at New Mexico (Nov 14, 2009)
	1	WRIGHT, Anthony, vs AF (Nov 21, 2009)
	1	THOMAS, Chris, vs AF (Nov 21, 2009)



**BYU Cougars Game Superlatives (as of Nov 28, 2009)**  
**All games**

**OPPONENT TEAM GAME HIGHS**

Rushes	56	vs AF (Nov 21, 2009)
Yards Rushing	313	vs Florida State (Sep 19, 2009)
Yards Per Rush	6.4	vs Florida State (Sep 19, 2009)
TD Rushes	4	vs Florida State (Sep 19, 2009)
Pass attempts	51	vs Colorado State (Sep 26, 2009)
Pass completions	31	vs Colorado State (Sep 26, 2009)
Yards Passing	372	vs Colorado State (Sep 26, 2009)
Yards Per Pass	11.4	vs TC Horned Frogs (Oct 24, 2009)
TD Passes	3	at San Diego State (Oct 17, 2009)
	3	vs TC Horned Frogs (Oct 24, 2009)
Total Plays	81	at New Mexico (Nov 14, 2009)
Total Offense	512	vs Florida State (Sep 19, 2009)
Yards Per Play	6.8	at San Diego State (Oct 17, 2009)
Points	54	vs Florida State (Sep 19, 2009)
Sacks By	5	vs TC Horned Frogs (Oct 24, 2009)
First Downs	27	vs Florida State (Sep 19, 2009)
	27	vs Colorado State (Sep 26, 2009)
Penalties	12	vs Oklahoma (Sep 05, 2009)
	12	vs Utah (Nov 28, 2009)
Penalty Yards	113	vs Utah (Nov 28, 2009)
Turnovers	4	at Tulane Green Wave (Sep 12, 2009)
	4	vs AF (Nov 21, 2009)
Interceptions By	3	vs Florida State (Sep 19, 2009)

**BYU Cougars Red-Zone Results (as of Nov 28, 2009)**  
All games

**BYU Cougars Inside Opponent Red-Zone**

Date	Opponent	Score	Times In RZ	Times Scored	Total Pts	Rush TDs	Pass TDs	FGs Made	Failed to score inside RZ						
									FGA	Down	Int	Fumb	Half	Game	
Sep 05, 2009	vs Oklahoma	W 14-13	3	2	14	2	0	2	0	0	0	1	0	0	
Sep 12, 2009	at Tulane Green Wave	W 54-3	7	7	40	5	4	1	2	0	0	0	0	0	
Sep 19, 2009	FLORIDA STATE	L 28-54	3	2	14	2	1	1	0	0	0	0	1	0	
Sep 26, 2009	COLORADO STATE	W 42-23	5	5	35	5	4	1	0	0	0	0	0	0	
Oct 02, 2009	UTAH STATE	W 35-17	4	4	28	4	2	2	0	0	0	0	0	0	
Oct 10, 2009	at UNLV	W 59-21	6	6	38	5	4	1	1	0	0	0	0	0	
Oct 17, 2009	at San Diego State	W 38-28	5	5	35	5	2	3	0	0	0	0	0	0	
Oct 24, 2009	TC HORNED FROGS	L 7-38	2	1	7	1	0	1	0	0	1	0	0	0	
Nov 07, 2009	at Wyoming	W 52-0	7	6	38	5	3	2	1	1	0	0	0	0	
Nov 14, 2009	at New Mexico	W 24-19	3	2	14	2	1	1	0	0	0	1	0	0	
Nov 21, 2009	AF	W 38-21	7	5	35	5	0	5	0	1	0	1	0	0	
Nov 28, 2009	UTAH	W 26-23	4	4	20	2	1	1	2	0	0	0	0	0	
Totals			56	49	318	43	22	21	6	2	1	2	2	0	0
49 of 56 (87.5%)															

**Opponents Inside BYU Cougars Red-Zone**

Date	Opponent	Score	Times In RZ	Times Scored	Total Pts	Rush TDs	Pass TDs	FGs Made	Failed to score inside RZ						
									FGA	Down	Int	Fumb	Half	Game	
Sep 05, 2009	vs Oklahoma	W 14-13	4	3	13	1	0	1	2	0	0	0	1	0	0
Sep 12, 2009	at Tulane Green Wave	W 54-3	1	1	3	0	0	0	1	0	0	0	0	0	0
Sep 19, 2009	FLORIDA STATE	L 28-54	8	8	47	6	4	2	2	0	0	0	0	0	0
Sep 26, 2009	COLORADO STATE	W 42-23	5	3	20	3	1	2	0	1	1	0	0	0	0
Oct 02, 2009	UTAH STATE	W 35-17	3	3	17	2	1	1	1	0	0	0	0	0	0
Oct 10, 2009	at UNLV	W 59-21	2	1	7	1	0	1	0	0	0	1	0	0	0
Oct 17, 2009	at San Diego State	W 38-28	5	4	28	4	1	3	0	0	0	1	0	0	0
Oct 24, 2009	TC HORNED FROGS	L 7-38	4	4	24	3	2	1	1	0	0	0	0	0	0
Nov 07, 2009	at Wyoming	W 52-0	1	0	0	0	0	0	0	0	0	0	0	1	0
Nov 14, 2009	at New Mexico	W 24-19	3	1	7	1	1	0	0	2	0	0	0	0	0
Nov 21, 2009	AF	W 38-21	3	2	14	2	2	0	0	1	0	0	0	0	0
Nov 28, 2009	UTAH	W 26-23	4	4	17	1	1	0	3	0	0	0	0	0	0
Totals			43	34	197	24	13	11	10	4	1	2	1	1	0
34 of 43 (79.1%)															

**BYU Cougars By-Quarter Statistics (as of Nov 28, 2009)**  
All games

**3rd-Down Conversions**

Date	Opponent	Score	Overall		1st Qtr		2nd Qtr		3rd Qtr		4th Qtr		Overtime	
Sep 05, 2009	vs Oklahoma	W 14-13	8-17	47.1	3-5	60.0	2-3	66.7	0-4	0.0	3-5	60.0		
Sep 12, 2009	at Tulane Green Wave	W 54-3	6-9	66.7	1-2	50.0	1-2	50.0	1-1	100.0	3-4	75.0		
Sep 19, 2009	FLORIDA STATE	L 28-54	3-6	50.0	0-0	0.0	3-3	100.0	0-1	0.0	0-2	0.0		
Sep 26, 2009	COLORADO STATE	W 42-23	11-16	68.8	1-2	50.0	1-4	25.0	2-3	66.7	7-7	100.0		
Oct 02, 2009	UTAH STATE	W 35-17	8-12	66.7	2-3	66.7	1-3	33.3	2-3	66.7	3-3	100.0		
Oct 10, 2009	at UNLV	W 59-21	8-11	72.7	3-4	75.0	2-3	66.7	2-3	66.7	1-1	100.0		
Oct 17, 2009	at San Diego State	W 38-28	15-21	71.4	3-4	75.0	4-5	80.0	6-7	85.7	2-5	40.0		
Oct 24, 2009	TC HORNED FROGS	L 7-38	5-15	33.3	1-4	25.0	1-3	33.3	1-4	25.0	2-4	50.0		
Nov 07, 2009	at Wyoming	W 52-0	5-9	55.6	2-3	66.7	1-1	100.0	1-2	50.0	1-3	33.3		
Nov 14, 2009	at New Mexico	W 24-19	5-11	45.5	2-3	66.7	2-3	66.7	1-3	33.3	0-2	0.0		
Nov 21, 2009	AF	W 38-21	6-10	60.0	4-6	66.7	0-1	0.0	1-2	50.0	1-1	100.0		
Nov 28, 2009	UTAH	W 26-23	6-18	33.3	3-6	50.0	2-6	33.3	1-3	33.3	0-3	0.0	0-0	0.0
	BYU Cougars		86-155	55.5	25-42	59.5	20-37	54.1	18-36	50.0	23-40	57.5	0-0	0.0
	Opponents		67-172	39.0	19-37	51.4	16-43	37.2	15-41	36.6	16-49	32.7	1-2	50.0

**4th-Down Conversions**

Date	Opponent	Score	Overall		1st Qtr		2nd Qtr		3rd Qtr		4th Qtr		Overtime	
Sep 05, 2009	vs Oklahoma	W 14-13	1-1	100.0	0-0	0.0	0-0	0.0	0-0	0.0	1-1	100.0		
Sep 12, 2009	at Tulane Green Wave	W 54-3	0-1	0.0	0-0	0.0	0-0	0.0	0-0	0.0	0-1	0.0		
Sep 19, 2009	FLORIDA STATE	L 28-54	0-1	0.0	0-0	0.0	0-0	0.0	0-0	0.0	0-1	0.0		
Sep 26, 2009	COLORADO STATE	W 42-23	0-0	0.0	0-0	0.0	0-0	0.0	0-0	0.0	0-0	0.0		
Oct 02, 2009	UTAH STATE	W 35-17	1-1	100.0	1-1	100.0	0-0	0.0	0-0	0.0	0-0	0.0		
Oct 10, 2009	at UNLV	W 59-21	0-0	0.0	0-0	0.0	0-0	0.0	0-0	0.0	0-0	0.0		
Oct 17, 2009	at San Diego State	W 38-28	1-3	33.3	0-0	0.0	1-1	100.0	0-1	0.0	0-1	0.0		
Oct 24, 2009	TC HORNED FROGS	L 7-38	1-3	33.3	0-0	0.0	1-1	100.0	0-0	0.0	0-2	0.0		
Nov 07, 2009	at Wyoming	W 52-0	0-1	0.0	0-0	0.0	0-0	0.0	0-0	0.0	0-1	0.0		
Nov 14, 2009	at New Mexico	W 24-19	0-0	0.0	0-0	0.0	0-0	0.0	0-0	0.0	0-0	0.0		
Nov 21, 2009	AF	W 38-21	0-1	0.0	0-0	0.0	0-0	0.0	0-1	0.0	0-0	0.0		
Nov 28, 2009	UTAH	W 26-23	0-0	0.0	0-0	0.0	0-0	0.0	0-0	0.0	0-0	0.0	0-0	0.0
	BYU Cougars		4-12	33.3	1-1	100.0	2-2	100.0	0-2	0.0	1-7	14.3	0-0	0.0
	Opponents		13-20	65.0	0-0	0.0	2-2	100.0	3-3	100.0	8-15	53.3	0-0	0.0

**Time of Possession**

Date	Opponent	Score	Overall	1st Qtr		2nd Qtr		3rd Qtr		4th Qtr		Overtime
Sep 05, 2009	vs Oklahoma	W 14-13	37:02	9:04		9:37		8:14		10:07		
Sep 12, 2009	at Tulane Green Wave	W 54-3	33:40	8:48		6:13		9:26		9:13		
Sep 19, 2009	FLORIDA STATE	L 28-54	20:09	2:21		8:00		5:50		3:58		
Sep 26, 2009	COLORADO STATE	W 42-23	26:41	5:13		5:00		7:11		9:17		
Oct 02, 2009	UTAH STATE	W 35-17	31:15	9:47		8:19		6:06		7:03		
Oct 10, 2009	at UNLV	W 59-21	35:09	8:07		9:56		9:29		7:37		
Oct 17, 2009	at San Diego State	W 38-28	38:12	7:13		11:18		10:52		8:49		
Oct 24, 2009	TC HORNED FROGS	L 7-38	30:51	7:54		6:33		6:59		9:25		
Nov 07, 2009	at Wyoming	W 52-0	34:25	10:57		6:10		8:37		8:41		
Nov 14, 2009	at New Mexico	W 24-19	24:11	5:49		8:49		5:39		3:54		
Nov 21, 2009	AF	W 38-21	30:22	10:19		4:27		7:55		7:41		
Nov 28, 2009	UTAH	W 26-23	29:00	8:14		7:25		4:55		8:26		0:00
	BYU Cougars	Total	370:57	93:46		91:47		91:13		94:11		0:00
		Avg.	30:54	7:48		7:38		7:36		7:50		0:00
	Opponents	Total	349:03	86:14		88:13		88:47		85:49		0:00
		Avg.	29:05	7:11		7:21		7:23		7:09		0:00

**BYU Cougars Games Played (as of Nov 28, 2009)**  
**All games**

##	PLAYER	GP-GS	OU	TLN	FS	CS	USU	LV	SD	TC	WY	UNM	AF	UU
20	AGUIRRE, Lee	11/-	...	XXX	XXX	XXX	XXX	XXX	XXX	XXX	XXX	XXX	XXX	XXX
72	ALLETTO, Nick	11/10	START	START	START	START	START	START	START	START	START	...	XXX	STAF
29	ASHWORTH, Luke	12/4	XXX	XXX	XXX	XXX	START	START	START	START	XXX	XXX	XXX	XXX
43	ATKINSON, Jorda	12/-	XXX	XXX	XXX	XXX	XXX	XXX	XXX	XXX	XXX	XXX	XXX	XXX
35	BAUMAN, Matt	12/11	START	START	START	XXX	START	START	START	START	START	START	START	STAF
58	BELL, Jeff	8/-	XXX	XXX	...	XXX	...	XXX	XXX	...	XXX	XXX	XXX	...
18	BILLS, Craig	12/1	XXX	XXX	START	XXX	XXX	XXX	XXX	XXX	XXX	XXX	XXX	XXX
5	BRADLEY, Brando	12/12	START	START	START	START	START	START	START	START	START	START	START	STAF
89	BROWN, Braden	11/2	...	XXX	XXX	XXX	XXX	XXX	XXX	XXX	XXX	START	START	XXX
87	BROWN, Rhen	1/-	...	...	...	...	...	XXX	...	...	...	...	...	...
60	BROWN, Terence	12/12	START	START	START	START	START	START	START	START	START	START	START	STAF
26	BUCKNER, Robbie	5/1	...	...	...	...	START	XXX	...	XXX	XXX	...	XXX	...
4	CHAMBERS, O'Nei	12/8	START	START	START	START	XXX	START	XXX	START	START	XXX	XXX	STAF
41	CLAWSON, Coleby	12/12	START	START	START	START	START	START	START	START	START	START	START	STAF
12	COVEY, Stephen	2/-	...	...	...	...	XXX	XXX	...	...	...	...	...	...
92	DENNEY, Brett	12/12	START	START	START	START	START	START	START	START	START	START	START	STAF
10	DI LUIGI, JJ	12/-	XXX	XXX	XXX	XXX	XXX	XXX	XXX	XXX	XXX	XXX	XXX	XXX
22	DOMAN, Shawn	12/11	START	START	START	START	START	START	START	XXX	START	START	START	STAF
45	EASON, Corby	11/-	XXX	XXX	XXX	XXX	XXX	XXX	XXX	XXX	XXX	XXX	...	XXX
96	FISHER, Steven	5/-	...	...	...	XXX	XXX	XXX	...	...	XXX	...	XXX	...
48	FRAZIER, Jameso	10/-	XXX	XXX	XXX	XXX	XXX	XXX	XXX	...	...	XXX	XXX	XXX
54	FREEMAN, Ryan	9/-	...	...	XXX	XXX	XXX	XXX	XXX	...	XXX	XXX	XXX	XXX
98	FUGA, Romney	12/6	XXX	XXX	XXX	START	START	START	START	XXX	XXX	START	START	XXX
16	GASKINS, Brende	5/-	...	...	...	XXX	XXX	XXX	...	...	XXX	XXX	...	...
88	GEORGE, Andrew	12/4	START	XXX	XXX	XXX	START	START	XXX	XXX	XXX	XXX	START	XXX
83	HAFOKA, Spencer	12/4	XXX	XXX	XXX	XXX	START	XXX	START	XXX	XXX	START	START	XXX
36	HAGUE, Mike	3/-	XXX	XXX	XXX	...	...	...	...	...	...	...	...	...
15	HALL, Max	12/12	START	START	START	START	START	START	START	START	START	START	START	STAF
76	HANSEN, Braden	12/12	START	START	START	START	START	START	START	START	START	START	START	STAF
28	HEIMULI, Anthon	5/-	XXX	XXX	...	...	...	...	XXX	...	XXX	...	XXX	...
97	HOLA, Tevita	10/-	XXX	XXX	XXX	XXX	XXX	XXX	XXX	...	XXX	...	XXX	XXX
47	HOOKS, Terrance	10/2	XXX	XXX	XXX	START	XXX	XXX	XXX	START	XXX	XXX	...	...
51	HUNTER, Shane	12/-	XXX	XXX	XXX	XXX	XXX	XXX	XXX	XXX	XXX	XXX	XXX	XXX
6	JACOBSON, McKay	8/8	START	START	START	START	...	...	...	...	START	START	START	STAF
17	JAUSSI, Landon	7/-	XXX	XXX	XXX	XXX	XXX	XXX	XXX	...	...	...	...	...
21	JOHNSON, Scott	11/11	START	START	...	START	START	START	START	START	START	START	START	STAF
84	JORGENSEN, Jan	12/12	START	START	START	START	START	START	START	START	START	START	START	STAF
33	KARIYA, Bryan	12/1	XXX	XXX	XXX	XXX	XXX	XXX	START	XXX	XXX	XXX	XXX	XXX
34	LAMB, Tucker	7/-	XXX	XXX	XXX	XXX	XXX	...	XXX	XXX	...	...	...	...
7	LOGAN, Brian	12/11	START	START	START	START	XXX	START	START	START	START	START	START	STAF
1A	MANGUM, Parker	3/-	...	...	...	...	...	...	XXX	XXX	XXX	...	...	...
19	MARSHALL, Matt	12/-	XXX	XXX	XXX	XXX	XXX	XXX	XXX	XXX	XXX	XXX	XXX	XXX
1C	MEES, Carter	5/-	...	...	...	XXX	XXX	XXX	XXX	XXX	...	...	...	...
30	MENDENHALL, Zek	9/-	XXX	XXX	XXX	XXX	XXX	XXX	...	...	XXX	XXX	XXX	...
27	MORGAN, Blake	12/-	XXX	XXX	XXX	XXX	XXX	XXX	XXX	XXX	XXX	XXX	XXX	XXX
74	MULITALO, Ryan	1/-	...	...	...	...	...	...	...	...	...	...	...	XXX
39	NELSON, Grant	11/3	...	START	XXX	START	START	XXX	XXX	XXX	XXX	XXX	XXX	XXX

