



BRIGHAM YOUNG UNIVERSITY

2009 COUGAR FOOTBALL

BYU Athletic Communications • 30 SFH • Provo, UT • (801) 422-8948 • Fax: (801) 422-0633 • www.BYUCougars.com
 Football Contact Info. • Brett Pyne • brett_pyne@byu.edu • (801) 367-1631 • Asst. Football Contact • Carey Hoki • mvolleyball_sid@byu.edu • (808) 782-5998

2009 SCHEDULE

DATE	OPPONENT	TIME/RESULT
Sept. 5	vs. No. 3 Oklahoma*	W, 14-13
Sept. 12	at Tulane	W, 54-3
Sept. 19	FLORIDA STATE	L, 28-54
Sept. 26	COLORADO STATE	W, 42-23
Oct. 2	UTAH STATE	W, 35-17
Oct. 10	at UNLV	W, 59-21
Oct. 17	at San Diego State	W, 38-28
Oct. 24	No. 8 TCU	L, 38-7
Nov. 7	at Wyoming	W, 52-0
Nov. 14	at New Mexico	12 p.m. MT (The Mtn.)
Nov. 21	AIR FORCE	1:30 p.m. MT (CBS-C)
Nov. 28	UTAH	3 p.m. MT (CBS-C/The Mtn.)

*at Cowboys Stadium in Arlington, Texas

2009 QUICK FACTS

Location:	Provo, Utah
Founded:	Oct. 15, 1875
Elevation:	4,553 feet
Enrollment:	33,278
Nickname:	Cougars
Mascot:	Cosmo
Colors:	Dark Blue and White
Stadium (capacity):	LaVell Edwards Stadium (64,045)
Surface:	Natural Grass
Conference:	Mountain West Conference
President:	Dr. Cecil O. Samuelson
Athletics Director:	Tom Holmoe
Head Coach:	Bronco Mendenhall (Oregon State, '88)
Seasons:	Fifth
Career Record:	45-15 (.750)
Seasons at BYU:	Fifth
Record at BYU:	45-15 (.750)
2008 Overall Record:	10-3
MWC Record:	6-2
Final Conference Finish:	3rd
First Year of Football:	1922
All-time Record:	501-374-26 (.571)
All-time Home Record:	271-128-6 (.677)
All-time Road Record:	209-226-19 (.481)
All-time Neutral Record:	21-20-1 (.512)
All-time MWC Record:	56-23 (.709)
All-time MWC Home Record:	27-12 (.692)
All-time MWC Road Record:	29-11 (.725)
Stadium Record:	198-63 (.759)
Stadium Record (since 1982 expansion):	129-41 (.759)
Stadium Record (since renaming in 2000):	38-15 (.717)
Conference Championships:	23
Bowl Game Appearances:	27
Last Bowl Appearance:	2008, Las Vegas Bowl
Letterwinners Returning/Lost:	40/28
Offensive Letterwinners Returning/Lost:	17/15
Defensive Letterwinners Returning/Lost:	23/13
Starters Returning/Lost:	11/11
Offensive Starters Returning/Lost:	4/7
Defensive Starters Returning/Lost:	7/4



TRADITION SPIRIT HONOR

NO. 22 BYU AT NEW MEXICO

University Stadium (52,480)
 Albuquerque, New Mexico
 Nov. 14, 2009
 12 p.m. MT; The Mtn.



GAME INFORMATION

KICKOFF:	12 p.m. (MT)
SITE:	Albuquerque, N.M.; University Stadium (52,480)
TELEVISION:	The Mtn. (Ari Wolfe, Blaine Fowler & Keenan McCardell)
RADIO:	KSL-Radio; 1160 AM and 102.7 FM (Greg Wrubell, Marc Lyons and Nate Meikle)
LIVE STATS:	www.BYUCougars.com
THE SERIES:	BYU leads 43-14-1
LAST MEETING:	BYU won, 21-3 in Provo, Utah (Oct. 11, 2008)

NEW MEXICO MARKS FINAL ROAD TRIP

In their final road game of the regular season the No. 22 Cougars (7-2, 4-1 MWC) prepare for a matchup against Mountain West Conference foe New Mexico (0-9, 0-5 MWC) on Saturday at 12 p.m. MT in Albuquerque.

BYU is coming off a 52-0 victory over Wyoming last week, its second consecutive shutout win over the Cowboys after defeating them 44-0 last season.

New Mexico hosts the Cougars after a 45-14 loss at No. 14 Utah last Saturday and will be looking for its first win of the season as BYU comes to town.

ON THE TUBE



Saturday's game will be broadcast live to a national television audience on The Mtn. Ari Wolfe will provide play-by-play coverage, with Blaine Fowler lending analysis. Keenan McCardell will report from the sidelines. The Mtn. introduces Wolfe to a portion of its MWC football telecasts this season as he splits time between The Mtn. and Big Ten Network. Since his career as a quarterback at BYU from 1981-85, Fowler has broadcast nearly 500 live college football and basketball games, for networks such as Video West Sports, the Blue and White Network and SportsWest. McCardell is one of the most prolific wide receivers in NFL history, totaling 883 career receptions, 11,373 yards receiving and scored 63 touchdowns during his 17-year NFL career. The game will mark the sixth of seven BYU games available on The Mtn. during the 2009 season.

WHAT THE GAME MEANS

- With a win at University Stadium BYU will improve its 2009 away record to 6-0 for the first time since 2001. That year the Cougars were 6-0 on the road before losing at Hawaii.
- A victory on Saturday would give quarterback Max Hall a total of 29 career wins, tying him with Heisman Trophy winner Ty Detmer who currently tops the BYU record list.
- Defeating New Mexico on Saturday will give the Cougars a perfect 4-0 road record against MWC opponents for the fifth time since the inception of the league. BYU also went undefeated in MWC road games in 2001, 2006 and 2007.



2009 COUGAR FOOTBALL OPPONENT NOTES

2009 LOBOS SCHEDULE

Date	Opponent	Result
9/5	at Texas A&M	L, 41-6
9/12	Tulsa	L, 44-10
9/19	Air Force	L, 37-13
9/26	New Mexico State	L, 20-17
10/3	at Texas Tech	L, 48-28
10/10	at Wyoming	L, 37-13
10/24	UNLV	L, 34-17
10/31	at San Diego State	L, 23-20
11/7	at Utah	L, 45-14
11/14	BYU	
11/21	Colorado State	
11/28	at TCU	

BYU SERIES RECORD VS. NEW MEXICO

Year	Result	Year	Result
1951	L, 34-0	1998	W, 46-21
1952	W, 14-10	1999	W, 31-7
1953	T, 12-12	2000	W, 37-13
1954	L, 21-12	2001	W, 24-20
1955	L, 21-6	2002	L, 20-16
1956	W, 33-12	2003	W, 10-7
1957	W, 14-12	2004	L, 21-14
1958	W, 36-19	2005	W, 27-24
1959	L, 21-6	2006	W, 42-17
1960	L, 27-15	2007	W, 31-24
1961	L, 34-6	2008	W, 21-3
1962	W, 27-0		
1963	L, 26-0	Series	43-14-1
1964	L, 26-14		
1965	W, 42-8		
1966	W, 33-6		
1967	W, 44-14		
1968	W, 35-6		
1969	W, 41-15		
1970	L, 51-8		
1971	L, 14-0		
1972	W, 21-7		
1973	W, 56-21		
1974	W, 36-3		
1975	W, 16-15		
1976	W, 21-8		
1977	W, 54-19		
1978	W, 27-23		
1979	W, 59-7		
1980	L, 25-21		
1981	W, 31-7		
1982	W, 40-12		
1983	W, 66-21		
1984	W, 48-0		
1985	W, 45-23		
1986	W, 31-30		
1987	W, 45-25		
1988	W, 65-0		
1989	W, 24-3		
1990	W, 55-31		
1991	W, 41-23		
1992	W, 35-0		
1993	W, 34-31		
1994	W, 49-47		
1995	W, 31-14		
1996	W, 17-14		
1997	L, 38-28		

THE BYU-NEW MEXICO SERIES



The Cougars hold an all-time record of 43-14-1 against the Lobos, including a 21-9-1 record over them in Albuquerque. BYU head coach Bronco Mendenhall is 4-0 against his former team, while the Cougars have not lost in Albuquerque since the 1997 season. The two teams first played each other in 1951 with New Mexico shutting out BYU, 34-0. The Lobos would win eight of the teams' first 14 matchups. However, since 1965, the Cougars have won 38 of 44 contests against New Mexico, including 16 in a row from 1981-96. BYU defeated the Lobos in Provo last season by a score of 21-3, earning its sixth win of the year to become bowl eligible for the fourth consecutive year. New Mexico finished the 2008 season with an overall record of 4-8.

LAST TIME: BYU 21, NEW MEXICO 3 (OCT. 11, 2008)

PROVO, Utah (Oct. 11, 2008) — The No. 8 BYU football team improved to 6-0 on the season and became bowl eligible for the fourth-consecutive year following a 21-3 victory over New Mexico (3-4, 1-2 MWC) at LaVell Edwards Stadium.

With the win the Cougars extended the nation's longest victory streak to 16 games, while remaining undefeated in Mountain West Conference play at 2-0.

The BYU defense limited New Mexico to 285 total yards and kept the Lobos out of the end zone, while the Cougar offense produced 382 yards. Junior quarterback Max Hall was 22-for-34 with three touchdown passes for a total of 258 yards. Junior wide receiver Austin Collie was the beneficiary of nine of Hall's passes leading the team with a career-high 155 yards.

After going the first three quarters without a sack, BYU's defense finished with three sacks in the closing moments. Ian Dulan sacked New Mexico quarterback Tate Smith followed by back-to-back Coleby Clawson sacks to help BYU secure the final 21-3 scoring margin.

NEW MEXICO'S LAST OUTING

SALT LAKE CITY (Nov. 7, 2009) - No. 14 Utah exploded for 21 third-quarter points and broke out of a 17-7 halftime lead en route to a 45-14 Mountain West Conference win over the Lobos Saturday night in Salt Lake City.

Utah ended with 251 yards rushing and 306 yards passing to total 557 total yards. Freshman quarterback Jordan Wynn completed 18-of-28 passes for 297 yards and two touchdowns. The Utes had 28 first downs to 15 for UNM.

Quarterback Donovan Porterie went 15-of-32 for 186 yards and two interceptions, while B.R. Holbrook was 6-of-10 for 66 yards with one TD and no picks. Freshman Kasey Carrier had 54 yards on 11 carries, but UNM had only 82 yards on the ground. UNM added 252 yards passing for a 334 total. Lobo linebacker Carmen Messina, the NCAA's leading tackler, had 19 tackles and senior linebacker Clint McPeck had 10 tackles plus a fumble recovery. Linebacker Tray Hardaway had nine tackles and senior Frankie Baca was UNM's leading tackler in the backfield with eight wraps.

COUGAR-LOBO TIES

- BYU backup quarterback and tight end Brenden Gaskins is a native of Farmington, N.M. and attended Farmington HS.
- Cougar defensive back Brian Logan and Lobo offensive lineman Joshua Taufalele both transferred to their respective schools from Foothill College.

BYU VS. NEW MEXICO 2009 STATISTICAL COMPARISON

	BYU	UNM
Points per Game	36.6	15.3
First Downs	216	153
Rushing Yardage per Game	165.0	92.8
Passing Yardage per Game	293.6	216.7
Total Offense per Game	458.6	309.4
Kick Return Average	24.0	18.0
Punt Return Average	6.2	2.2
Fumbles-Lost	12-6	20-10
Average Penalty Yardage per Game	65.7	66.2
Time of Possession per Game	31:56	26:57
Third-down Conversion Percentage	59%	28%
Fourth-down Conversion Percentage	36%	43%
Red-zone Scores	38-42	12-18



2009 COUGAR FOOTBALL TEAM NOTES

WEEKLY NATIONAL RANKINGS (WEEK 10)

BCS RANKINGS

1. Florida
2. Alabama
3. Texas
4. TCU
5. Cincinnati
6. Boise State
7. Georgia Tech
8. LSU
9. USC
10. Iowa
11. Ohio State
12. Pittsburgh
13. Oregon
14. Miami
15. Houston
16. Utah
17. Arizona
18. Penn State
19. Oklahoma State
20. Wisconsin
21. Virginia Tech
22. Brigham Young
23. Oregon State
24. South Florida
25. West Virginia

AP TOP-25

1. Florida (39)
2. Texas (10)
3. Alabama (11)
4. TCU
5. Cincinnati
6. Boise State
7. Georgia Tech
8. Pittsburgh
9. LSU
10. Ohio State
11. USC
12. Miami
13. Houston
14. Oregon
15. Iowa
16. Utah
17. Oklahoma State
18. Arizona
19. Penn State
20. Virginia Tech
21. Wisconsin
22. Brigham Young
23. South Florida
24. Clemson
25. Stanford

USA COACHES' POLL

1. Florida (48)
2. Texas (4)
3. Alabama (7)
4. TCU
5. Cincinnati
6. Boise State
7. Georgia Tech
8. Ohio State
9. Pittsburgh
10. USC
11. LSU
12. Houston
13. Iowa
14. Utah
15. Miami
16. Oregon
17. Penn State
18. Oklahoma State
19. Arizona
20. Wisconsin
21. Virginia Tech
22. Brigham Young
23. West Virginia
24. South Florida
25. Auburn

BYU'S LAST OUTING



LARAMIE, Wyo. (Nov. 7, 2009) – Highlighted by an impressive performance from quarterback Max Hall, No. 25 BYU dominated Wyoming 52-0 in Laramie to improve to 7-2 on the year and 4-1 in the Mountain West Conference. Hall completed 20-of-22 passes for 312 yards and a season-high four touchdowns while rushing for an additional 30 yards in just over two quarters of action Saturday at War Memorial Stadium. His 90.9 percent completion percentage was just shy of the Steve Sarkisian's school-record 91.2 percent against Fresno State in 1995.

After missing the last four games due to injury, wide receiver McKay Jacobson made his presence known in his return, totaling 100 yards receiving, including a 79-yard touchdown reception. All-American tight end Dennis Pitta also set a school record by making a catch in 39 consecutive games, moving past former standout wide receiver Glen Kozlowski on BYU's all-time list.

Reserve quarterback Riley Nelson used his legs to gain 71 yards on 10 carries. Harvey Unga, who like Hall left the game in the third quarter, totaled a game-best 85 yards on 16 carries to give him an MWC-leading 783 yards on the season.

BYU's defense created three turnovers with defensive backs Brian Logan and Craig Bills each making interceptions and fellow DB Brandon Bradley forcing a fumble that was recovered by linebacker Shawn Doman. The Cougars also recorded three sacks with defensive linemen Jan Jorgensen (1.5), Matt Putnam (1.0) and Brett Denney (0.5) each finding the quarterback.

2009 BROADCAST PLANS

All 12 of BYU's games this season will be broadcasted to a national audience on ESPN, ESPN2, The Mtn., VERSUS and CBS College Sports Network. The season opener against Oklahoma was shown on ESPN, while ESPN2 covered the Tulane game the following week. The Cougars will have seven games televised on The Mtn., including a simulcast of the season ender against the University of Utah with CBS-C. Direct TV launched The Mtn. nationally on Aug. 27, 2008, giving fans from across the country ultimate access to Mountain West Conference sports. VERSUS carried the Florida State and TCU games, while CBS-C will televise the Air Force and Utah games.

NATIONAL RANKINGS

BYU has been among the nation's top-25 teams during 30 of the last 31 weeks dating back to November 2007.

WEEK	USA TODAY POLL	AP TOP 25	BCS
Preseason	24	20	N/A
Sept. 6, 2009	12	9	N/A
Sept. 13, 2009	9	7	N/A
Sept. 20, 2009	19	20	N/A
Sept. 27, 2009	20	21	N/A
Oct. 4, 2009	18	20	N/A
Oct. 11, 2009	18	19	N/A
Oct. 18, 2009	16	16	16
Oct. 25, 2009	--	--	--
Nov. 1, 2009	25	25	--
Nov. 8, 2009	22	22	22

OPPONENT SNAPSHOT

THIS WEEK

TEAM	OPPONENT
Oklahoma	Texas A&M (Nov. 14)
Tulane	at Rice (Nov. 14)
Florida State	at Wake Forest (Nov. 14)
Colorado State	at New Mexico (Nov. 21)
Utah State	San Jose State (Nov. 14)
UNLV	at Air Force (Nov. 14)
San Diego State	Wyoming (Nov. 14)
TCU	Utah (Nov. 14)
Wyoming	at San Diego State (Nov. 14)
New Mexico	Colorado State (Nov. 14)
Air Force	UNLV (Nov. 14)
Utah	at TCU (Nov. 14)



2009 COUGAR FOOTBALL TEAM NOTES

COMPETING AS A RANKED TEAM

With the Wyoming win the Cougars improved to 155-46 when nationally ranked in the Top 25. A ranked BYU team has won 24 of its last 29 games dating back to 2006.

COIN TOSS

Wyoming won the coin toss last week and elected to defer to the second half, marking only the third time this season the Cougars have not won the toss. BYU is now 3-0 when losing the toss.

ENDING AN 18-YEAR DROUGHT

Before securing a 14-13 win over No. 3 Oklahoma on Sept. 5, the last time BYU beat a nonconference team ranked in the Top 10 was its 28-21 win over No. 1 Miami on Sept. 8, 1990. The win over the Sooners gave the Cougars their first win over a ranked nonconference opponent since it defeated No. 14 Arizona State, 26-6, on Sept. 12, 1998. Since that day, BYU lost 12 consecutive games to ranked nonconference opponents. The last time BYU beat a ranked nonconference opponent on a neutral field was the Cotton Bowl game of Jan. 1, 1997, when BYU beat No. 14 Kansas State, 19-15.

TEAM CAPTAINS

Offensive seniors Max Hall and Dennis Pitta, along with defensive seniors Matt Bauman, Scott Johnson and Jan Jorgensen, have been selected by their teammates to serve as captains for the 2009 football season.

Collectively the captains have 146 starts, with Hall, Bauman and Jorgensen starting each game last season.

PULLING OUT THE CLOSE ONES

After a close 14-13 victory over the Sooners in their season opener, the Cougars have won nine consecutive games decided by seven points or fewer. Last season BYU pulled out nail-biters against Washington, UNLV and Colorado State.

MENDENHALL TEAMS VERSUS RANKED FOES

Under Bronco Mendenhall, BYU is now 2-7 vs. ranked foes, with its wins being a 31-17 victory over No. 15 TCU on Sept. 28, 2006 and a 14-13 win over No. 3 Oklahoma on Sept. 5, 2009.

DON'T LOOK BACK

In the Bronco Mendenhall era, BYU is 39-4 when leading at halftime and 37-1 when taking a lead into the fourth quarter.

Mendenhall's teams have won 26 straight games when leading by at least 14 points at the halftime break, 73 overall as a team. The last time BYU lost a game after leading by at least 14 points at the half was on Oct. 10, 1987 when it lost, 29-27, in its homecoming game against Wyoming.

NIGHT GAMES

The TCU game marked the last of five night games for the Cougars this season, with a later start (after 5 p.m.). BYU is 3-2 in night games after defeating Oklahoma in its season opener and posting wins over Utah State and UNLV.

FLAG BEARER



BYU has a tradition of selecting a player before each game to run the team flag onto the field. In 2008, the team implemented a new tradition—an alumni flag. The team selects a former Cougar to carry out the alumni flag, along with the chosen current player who runs out with the current team flag. Both flags are white with a blue "Y" logo. The team flag has been signed by each member of the team, while the alumni flag has been signed by former BYU players. Their signatures reflect their commitment to uphold the tradition, spirit and honor of the BYU football program and to be a flag bearer of the University. As part of the 25-year anniversary celebration of BYU's national championship, each alumni chosen to carry out the flag this year will be a member of the 1984 team.

GAME

Oklahoma
Tulane
Florida State
Colorado State
Utah State
UNLV
San Diego State
TCU
Wyoming

ALUMNI FLAG BEARER

Robbie Bosco (QB)
Kyle Morrell (DB)
Lee Johnson (K/P)
Steve Haymond (DB)
Mark Bellini (WR)
Adam Haysbert (WR)
Leon White (LB)
Kelly Smith (WR)
Larry Hamilton (DL)

TEAM FLAG BEARER

Brett Denney (DL)
Terence Brown (OL)
Scott Johnson (DB)
RJ Willing (OL)
Coleby Clawson (LB)
Manase Tonga (RB)
Jeff Bell (LB)
Brenden Gaskins (QB)
Terrance Hooks (LB)

RACKING UP THE WEEKLY AWARDS

Based on their performances, Cougars are continuing to accumulate weekly awards on both the Mountain West Conference and national levels.

PLAYER

Max Hall
Max Hall
Max Hall
Andrew Rich
Max Hall
Dennis Pitta
Harvey Unga
Max Hall
Max Hall
Jan Jorgensen

AWARD

Walter Camp National Offensive Player
Davey O'Brien Quarterback
MWC Offensive Player
MWC Defensive Player
MWC Offensive Player
John Mackey National Tight End
MWC Offensive Player
MWC Offensive Player
MWC Offensive Player
MWC Defensive Player

GAME (Week)

Oklahoma (Sept. 5)
Oklahoma (Sept. 5)
Oklahoma (Sept. 5)
Oklahoma (Sept. 5)
Tulane (Sept. 12)
Utah State (Oct. 2)
UNLV (Oct. 10)
San Diego State (Oct. 17)
Wyoming (Nov. 7)
Wyoming (Nov. 7)



2009 COUGAR FOOTBALL TEAM NOTES

THREE COUGARS NAMED ACADEMIC ALL-DISTRICT

ESPN the Magazine announced its Academic All-District Football Teams, a list that included three seniors on the BYU football team. Linebacker Matt Bauman, defensive lineman Brett Denney and defensive back Scott Johnson were all voted to the District 8 First Team and are now eligible for Academic All-America consideration.

Both Bauman and Johnson received district honors in 2008, with Bauman going on to earn Academic All-America distinction.

Majoring in finance, Bauman has a 3.91 GPA, the second-highest on the team. A team captain, he has started seven of BYU's eight games this season after starting all 13 in 2008. The native of Salt Lake City is a three-time Academic All-Mountain West Conference selection and a two-time MWC Scholar Athlete. Bauman plans to attend business school following graduation and has already been named a 2009 National Scholar Athlete by the National Football Foundation & College Hall of Fame.

Also majoring in finance, Denney is in his final semester as an undergraduate. A native of Thornton, Colo., he has been named to the Academic All-MWC team and a MWC Scholar Athlete the past three years. In his third season starting for the Cougars, Denney currently has two sacks on the season along with a fumble recovery he recorded in BYU's 14-13 win over No. 3 Oklahoma.

Johnson, an exercise science major, has started seven games this season to go along with the nine he started in 2008. A three-time Academic All-MWC selection and two-time MWC Scholar Athlete, he plans to attend medical school following graduation. Johnson leads the team with three interceptions, including two in the Cougars' 59-21 win over UNLV. He is currently second on the team with 42 tackles, 31 of those solo takedowns.

BYU's three honored players is second-most in District 8, behind only Fresno State's five.


CURRENTLY SERVING MISSIONS...

There are 45 members of the BYU football program currently serving two-year church missions in 18 different countries, including Australia, Brazil, Canada, Chile, Costa Rica, Ghana, Japan, Korea, Madagascar, Marshall Islands, Mexico, New Zealand, Panama, Phillipines, Puerto Rico, Russia, South Africa and the United States. Members of the BYU football program who are currently serving missions cover six of the globe's seven continents and speak a total of eight different foreign languages, including Filipino, Japanese, Korean, Malagasy, Marshallese, Portuguese, Russian and Spanish.

SERVED MISSIONS...

The September issue of ESPN the Magazine featured a story on sophomore defensive lineman, Romney Fuga, one of the 60 players on the team roster who has served a church mission (57-percent). Fuga recently returned home from a mission to Madagascar.

Current members of the BYU football team have served missions in a total of 23 different countries around the world, including Argentina, Australia, Brazil, Canada, Chile, Colombia, Costa Rica, Dominican Republic, England, Germany, Honduras, Italy, Japan, Madagascar, Mozambique, New Zealand, Phillipines, Puerto Rico, Samoa, Spain, Taiwan, United States and Uruguay. Current members of the BYU football team have served missions in 15 different states, including California, Colorado, Idaho, Indiana, Iowa, Kentucky, Maryland, Minnesota, Missouri, New Mexico, New York, Oregon, Pennsylvania, Tennessee and Texas. Current members of the BYU football team who have previously served church missions speak a total of nine different foreign languages, including Filipino, German, Italian, Japanese, Malagasy, Mandarin, Portuguese, Samoan and Spanish.



Defensive lineman Romney Fuga

WHAT IS A MISSION, YOU ASK?

The Church's missionary program is one of its most recognized characteristics. "Mormon" missionaries can be seen on the streets of hundreds of major cities in the world as well as in thousands of smaller communities. More than 50,000 missionaries are serving missions for The Church of Jesus Christ of Latter-day Saints at any one time. Most are young people under the age of 25, serving in nearly 350 missions throughout the world. Missionaries can be single men between the ages of 19 and 25, single women over the age of 21 or retired couples. Missionaries receive their assignment from Church headquarters and are sent only to countries where governments allow the Church to operate. Missionaries do not request their area of assignment and do not know beforehand whether they will be required to learn a language. Prior to going to their assigned area, missionaries spend a short period of time at one of 17 missionary training centers throughout the world. There they learn how to teach the gospel in an orderly and clear way and, if necessary, they begin to learn the language of the people they will be teaching. The largest training center is in Provo, Utah, with additional centers in Argentina, Brazil, Chile, Colombia, Dominican Republic, England, Guatemala, Japan, Mexico, New Zealand, Peru, the Philippines, Spain and South Korea. A typical missionary day begins by waking at 6:30 a.m. for personal study. The day is spent proselytizing by following up on appointments, visiting homes or meeting people in the street or other public places. Missionaries end their day by 10:30 p.m. In some parts of the world, missionaries are sent only to serve humanitarian or other specialized missions. Those missionaries do not proselytize. Missionary work is voluntary. Missionaries fund their own missions — except for their transportation to and from their field of labor — and are not paid for their services. Contacts with family and friends during this time of service are limited to letters and occasional phone calls to family at special times. Missionaries avoid entertainment, parties or other activities common to this age-group as long as they are on their missions, so they can focus entirely on the work of serving and of teaching others the gospel of Jesus Christ.

FUTURE MISSIONARIES

As the 2009 team approaches its final games of the season, several players have received mission calls and will report early in the new year. The following is a list of players who have received their calls so far:

PLAYER	MISSION
Josh Hamblin (QB)	Chile Osorno
Brett Thompson (WR)	Kentucky Louisville
Russell Tialavea (DL)	Chile Santiago West





2009 COUGAR FOOTBALL TEAM NOTES

BEST IN THE MOUNTAIN WEST

Since the Mountain West Conference was formed in 1999, BYU has posted a record of 56-23 against league opponents, marking the most wins of any other conference opponent. The Cougars have also won a league-best four MWC titles (1999, 2001, 2006 and 2007). Listed below is the all-time MWC standings:

TEAM	W	L	PCT.
BYU	56	23	.709
Utah	55	24	.696
Air Force	41	39	.513
Colorado State	41	39	.513
New Mexico	40	39	.506
San Diego State	30	49	.380
TCU	30	7	.811
Wyoming	22	57	.278
UNLV	21	59	.263

(Through games as of Nov. 7, 2009)

2009 MWC STANDINGS

TEAM	OVERALL	MWC
TCU	9-0	5-0
Utah	8-1	5-0
BYU	7-2	4-1
Air Force	6-4	4-2
Wyoming	4-5	2-3
San Diego State	4-5	2-3
UNLV	4-6	2-4
New Mexico	0-9	0-5
Colorado State	3-7	0-6

CELEBRATING 25 YEARS



2009 is the 25-year anniversary of BYU's 1984 National Championship season. The 2009 BYU football team will be honoring the 1984

team this coming season. The 25-year Silver Anniversary logo will be displayed on the players' helmets and on season tickets, game programs, the media guide, team posters and the annual game-day t-shirt.

A FAMILY TRADITION

Several members of the football team have a relative currently or formerly involved with BYU Athletics. The following is a list of players and their relative(s):

PLAYER	RELATIVE (RELATION)	SPORT
Nick & Terrance Alletto	Dan Alletto (brother)	Football
Jordan Atkinson	Dave Atkinson (father)	Football
	Chick Atkinson (grandfather)	Football (head coach)
Matt Bauman	Michael Bauman (brother)	Rugby
Jeff Bell	Tom Bell (father)	Football
Craig Bills	KC, Kelly & Kevan Bills (brothers)	Football
Stephen Covey	Sean Covey (uncle)	Football
Brett Denney	Ryan and John Denney (brothers)	Football
Shawn Doman	Brandon Doman (cousin)	Football
Matthew Edwards	LaVell Edwards (grandfather)	Football (head coach)
	Jim Edwards (uncle)	Football
Steven Fisher	Mike Fisher (brother)	Football
Jameson Frazier	Danny Frazier (father)	Football
Ryan Freeman	Erik and Mark (brothers)	Football
Andrew George	Richard George (father)	Track & Field
Spencer Hafoka	Saia Hafoka (brother)	Football
Braden & Chase Hansen	Brock Hansen (brother)	Football
McKay Jacobson	Hally Jacobson (mother)	Cheerleading
	Jeniel Jacobson (sister)	Cheerleading
Scott Johnson	Jason Johnson (brother)	Tennis
Tucker Lamb	Barry Lamb	Football (assistant coach)
Carter Mees	Mike Mees (father)	Football
Blake Morgan	Mike Morgan (father)	Football
	Rex Morgan (brother)	Football
Mike Muehlmann	Chris Muehlmann (brother)	Football
John Pace	Corey Pace (father)	Football
Mitch Payne	Matt Payne (brother)	Football
Jordan Pendleton	Kirk Pendleton (father)	Football
Matt & Houston Reynolds	Lance Jr. and Dallas Reynolds (brothers)	Football
	Lance Reynolds (father)	Football
Jared & Jordan Richardson	Brock Richardson (brother)	Football
Brad Sorensen	Daniel Sorensen (brother)	Football
Jason Speredon	Casey Thurston (sister)	Volleyball
Jadon Wagner	Aaron Wagner (brother)	Football
R.J. Willing	Emi Willing (wife)	Softball
Harvey Unga	Jackson Unga (father)	Football
	Victor Unga (brother)	Football
Jordan Winger	Chris Hoke (brother)	Football

BAND OF BROTHERS...LITERALLY

The Cougars have used the motto "Band of Brothers" for several years, but this year the team took that quite literally. There are currently five pairs of brothers on the team, as well as five other sets consisting of one current player and one missionary who will return to play at BYU.

Both Current Players

Nick & Terrance Alletto
Rhen & Terence Brown
Braden & Chase Hansen
Houston & Matt Reynolds
Jared & Jordan Richardson

One Current Player & One Missionary

Craig & Kevan Bills
Matt & Mitch Mathews
Zane & Zeke Mendenhall
Blake & Rex Morgan
Brad & Daniel Sorensen

HOLY MATRIMONY

BYU has long held the distinction of having the most married players of any other school in the country. This year is no exception. BYU has 36 players who are married, six of which have children (Bernard Afutiti, Brandon Bradley, Coleby Clawson, Jason Speredon, Manase Tonga and Dan Van Sweden).



2009 COUGAR FOOTBALL

LAVELL EDWARDS STADIUM

HOME FIELD DOMINANCE

Since it was built in 1964, the Cougars have fielded several dominating teams. Last season, BYU averaged 41.33 points per game at home while limiting its opponents to just 11.17. The margin of victory had the Cougars beating their opponents by an average of 30.16 points. The 35.16-point differential in 2006 was a BYU record in scoring margin in the stadium's 46-year history (and the program's 85-year history):

Year	BYU ppg.	Opp. ppg.	Margin of Difference
2009	28.0	33.0	-5.0!
2008	41.33	11.17	+30.16!
2007	28.67	11.33	+17.33!
2006	47.16	12	+35.16!
2005	36.33	29.5	+6.83!
2004	22.83	22.16	+0.67#
2003	12.16	27.66	-15.5#
2002	27.5	23	+4.5#
2001	53.16	27.33	+25.83#
2000	24.5	16.83	+7.67^
1999	31.83	25.66	+6.17^
1998	35.33	15.5	+19.83^
1997	28.83	24.83	+4^
1996	42.71	15.57	+27.14^
1995	28.33	23	+5.33^
1994	29.66	25.83	+3.83^
1993	35.66	30.66	+5.0^
1992	29.83	18.66	+11.17^
1991	38.16	18.66	+20.6^
1990	48.66	23.5	+25.16^
1989	47.5	32.83	+14.67^
1988	42.33	10.16	+32.17^
1987	28.66	22	+6.66^
1986	29	15.66	+13.34^
1985	34.66	13.16	+21.5^
1984	40	15.16	+24.84^
1983	41	19.2	+21.8^
1982	38.4	20.6	+17.8^
1981	41	25.4	+15.6^
1980	49.5	16.16	+33.34^
1979	40.6	6.4	+34.2^
1978	30.4	9.4	+21.0^
1977	39	13.6	+25.4^
1976	43.66	22.16	+21.5^
1975	27.2	21.6	+5.6^
1974	31.6	15	+16.6^
1973	30.83	20	+10.83^
1972	24.4	25.6	-1.2^
1971	20.75	18	+2.75*
1970	12.6	14.8	-2.2*
1969	24.4	15	+9.4*
1968	16.4	32	-15.6*
1967	37.8	13.6	+24.2*
1966	27.66	20.16	+7.5*
1965	25.5	16.5	+9.0*
1964	23.4	15.8	+7.6*

Bold indicates 30 or greater point advantage.
 * Tommy Hudspeth coached teams
 ^ LaVell Edwards coached teams
 # Gary Crowton coached teams
 ! Bronco Mendenhall coached teams

LAVELL EDWARDS STADIUM

LaVell Edwards Stadium, with its 64,045-seat capacity, is home to BYU football. Originally Cougar Stadium, it was built in 1964 and seated 45,000. It was expanded in 1982 to seat 65,000 in permanent seats.

Record: 198-63 (.759)

Stadium Record (since 1982 expansion): 129-41 (.759)

Stadium Record (since renaming in 2000): 38-15 (.717)

Last Six Home Games: 4-2 (.667) - 2008-2009

Last 12 Home Games: 10-2 (.833) - 2007-2009

Last 18 Home Games: 16-2 (.889) - 2006-2009

Last 24 Home Games: 21-3 (.875) - 2005-2009

"FAN" TASTIC FANS

The 64,601 fans in attendance for the Cougars' 38-7 loss to TCU marked the 16th consecutive sell-out at LaVell Edwards Stadium. The current streak marks the longest streak of consecutive sellouts since the 1990-92 seasons. In three games this season BYU is averaging 64,251 fans per game. The last time the stadium was not sold out was against New Mexico on Nov. 18, 2006 when 63,814 fans were in attendance—231 short of a sellout.

TOP 10 EDWARDS STADIUM CROWD

The crowd of 64,601 at the TCU game marked the third-highest since LaVell Edwards Stadium was modified in 2003. It ranks in behind the crowd of 65,251 for the 2004 game against Notre Dame and the 64,749 in attendance for the 2007 Utah game.





2009 COUGAR FOOTBALL OFFENSIVE NOTES

POSITION CHANGES

Several players switched positions since the end of the 2008 season, including:

- Stephen Covey (QB to WR)
- Braden Brown (TE and OL)

TALE OF THE TAPE

BYU's starting five offensive linemen weigh in at an average 317 pounds and average 6-feet-4. The front five will be going up against a New Mexico defensive front that measures an average 6-feet-3, 266 pounds. Defensively, the Cougars front three average 6-feet-3, 262 pounds, while the Lobo offensive line tips the scales at an average 6-feet-5, 311 pounds per man.

T-BIRDS CONTRIBUTE



BYU's 2005 recruiting class boasted four Timpview HS (Provo, Utah) graduates, three of which are current starters on the BYU offense-wide receiver Luke Ashworth, offensive lineman Matt Reynolds and running back Harvey Unga. Reserve wide receiver Stephen Covey was the fourth T-Bird to sign that year.

As seniors the foursome led Timpview to the 2004 4-A State Championship and each received numerous all-state and all-region honors.

Ashworth earned his first start of the 2009 season during the Utah State game when he set career highs with five receptions for 91 yards and his first touchdown as a Cougar.

As the only returning starter on BYU's offensive line, Reynolds earned freshman All-America honors in 2008 and continues to provide consistent play at the left tackle spot.

Since earning MWC Freshman of the Year honors in 2007, Unga has recorded back-to-back 1,000-yard rushing seasons and is on pace to break BYU's career rushing record before the end of his junior season.

There is a total of nine Timpview graduates on the current BYU roster.

CURRENT NATIONAL RANKINGS

TEAM RANKINGS

Category	National Rank	Actual	National Leader	Actual	Conference Rank
Rushing Offense	48	165.00	Nevada	319.13	4
Passing Offense	14	293.56	Houston	433.67	1
Total Offense	T-8	458.56	Houston	577.89	T-1
Scoring Offense	7	36.56	Houston	42.11	2
Passing Efficiency	2	168.28	Cincinnati	171.84	1
Fumbles Lost	T-29	6	Cincinnati	0	5
Tackles For Loss Allowed	T-6	3.56	Oklahoma State	3.22	T-2
First Downs	8	24.00	Houston	32.11	1
3rd-Down Efficiency %	1	59.48	--	--	1
Red Zone Efficiency %	T-17	90.00	San Jose State	100.0	T-1

INDIVIDUAL RANKINGS

Category	Player	National Rank	Actual	National Leader	Actual	Conf. Rank
Completions per Game	Max Hall	18	21.11	Keenum (Houston)	36.11	1
Passing Yards per Game	Max Hall	9	282.56	Keenum (Houston)	423.89	1
Total Passing Yards	Max Hall	10	2543	Keenum (Houston)	3815	1
Passing Efficiency	Max Hall	2	167.63	Moore (Boise State)	169.35	1
Total Offense per Game	Max Hall	12	290.78	Keenum (Houston)	434.44	1
Pts Responsible For per Game	Max Hall	9	15.33	Keenum (Houston)	21.11	1
Rushing Yards per Game	Harvey Unga	27	97.88	Mathews (Fresno St.)	162.11	1

HE WHO SCORES FIRST...

BYU was the first to score during the Wyoming game on a 44-yard reception by JJ Di Luigi with 10:17 remaining in the first quarter. BYU has been the first to score in five games this season, the others being Tulane, Colorado State, UNLV and San Diego. The Cougars are 5-0 in those five games.

DOUBLE-DIGIT QUARTERS

The UNLV game marked the first time since 2006 and only the second time in 27 years a BYU team has scored double digits in all four quarters of a game. The last time was a 55-7 win against Wyoming in 2006 with the prior occasion being a 58-8 triumph over San Diego State on Nov. 13, 1982.

THIRD-DOWN CONVERSIONS

The Cougars lead the nation in third-down conversion percentage, converting a total of 69-of-116 attempts. In its seven wins this season, the offense converted 64-percent of its third-downs.

QUARTER REPORT

Totaled, BYU has outscored its opponents in every quarter this season, with the defense holding them scoreless in a combined 11 quarters, including a shutout win over Wyoming.

	1st	2nd	3rd	4th	Total
BYU	58	108	70	93	329
OPPONENTS	42	57	48	50	197

ZERO TURNOVERS

Ball security wasn't an issue in last week's win over Wyoming as BYU had zero turnovers. The Cougars have yet to turn the ball over to Wyoming since Bronco Mendenhall became their head coach five years ago.

WELCOME BACK MCKAY

Sophomore wide receiver Mckay Jacobson was back in action against Wyoming after sitting out the previous four games due to a hamstring injury. Jacobson caught his first pass of the game with 12:50 remaining in the first quarter on the Cougars' first drive of the game. His 13-yard reception was for the first-down. He also recorded a 79-yard touchdown reception early in the second quarter to give the Cougars a 24-0 lead. The scoring drive consisted of one play for 79 yards in 12-seconds. Jacobson ended the afternoon with three receptions for 100 yards. He now has two 100-plus yard receiving games, his other being Florida State (111).



2009 COUGAR FOOTBALL OFFENSIVE NOTES

DOUBLE THREAT

With his 10-yard reception with 6:35 remaining in the third quarter against SDSU, junior running back Harvey Unga became one of only nine Cougars to record over 1,000 career yards through the air and on the ground. Unga currently has 1,024 yards receiving and 3,151 yards rushing.

Other Cougars who accomplished this feat are Curtis Brown, Jamal Willis, Lakei Heimuli, Luke Staley, Hema Heimuli, Todd Christensen, Scott Phillips and Fred Whittingham.

LONGEST RUN IN THREE YEARS

Harvey Unga's 52-yard touchdown run midway through the second quarter against UNLV marked the longest BYU run since 2006. As a freshman that year Mike Hague ran for an 87-yard touchdown against UNLV on Oct. 21, 2006 as the Cougars went on to win 52-7.

UNGA REACHES 3,000 YARDS

After running for 123 yards against No. 8 TCU, Unga reached the 3,000 career yard mark, making him only the second Cougar to do so. Curtis Brown leads BYU all-time with 3,221 yards on the ground (2002, 2004-06). Unga currently has 3,151 career yards.

PUTTING UP POINTS

Junior Harvey Unga scored BYU's first touchdown of the TCU game off a 3-yard reception from quarterback Max Hall to cut the TCU lead to 21-7. Unga has accounted for the Cougars' first touchdown in five games this season.



CONSECUTIVE CATCHES

All-American tight end Dennis Pitta caught his first pass of the Wyoming game with 11-seconds remaining in the first quarter for a 13-yard gain. The senior has caught a pass in 39 consecutive games dating back to Oct. 23, 2004 (at Air Force), prior to his mission. Those 39 games marks a new BYU program record previously held by Glen Kozlowski with 38.

SURPASSING HUDSON

With his 9-yard reception with 4:00 remaining in the second quarter of the SDSU game, Dennis Pitta became BYU's all-time leading tight end,

surpassing Gordan Hudson's 2,484 career receiving yards during the 1981-83 seasons. As a Cougar, Pitta has racked up 2,640 receiving yards.

He also passed Hudson as BYU's career receptions leader among tight ends earlier this season during the CSU game and now has 200 career catches. Those receptions keep him in third place in the BYU record books for receivers overall, behind Austin Collie (215) and Matt Bellini (204).

His 18 career touchdowns also place him second behind Hudson (22) in touchdown receptions by a tight end.

FIRST HALF PASSING YARDS

Max Hall's 265 yards passing in the first two quarters of the Wyoming game were more than his game totals in three complete contests this season, including, Colorado State (241), Utah State (218) and TCU (162).

HALL CREEPS UP ON DETMER'S WIN RECORD

With the Cougars' 52-0 win over Wyoming, senior quarterback Max Hall now has 28 career wins as the starting play-caller for BYU. As far as where that puts him on BYU's all-time list, Hall trails only Ty Detmer, who racked up 29 wins during his career from 1988-91.

SCORING HALL PASSES

Quarterback Max Hall recorded a season-high four touchdown passes against Wyoming last week, giving him 21 on the year. Those 21 touchdown passes have been to nine different members of the BYU receiving corp. Hall has now thrown a touchdown pass in 32-of-35 career games.

10,000 YARDS PASSING

Hall's 312 yards passing against Wyoming give him 10,348 career passing yards, third-most in BYU program history. The only other two BYU quarterbacks to have ever surpassed the 10,000-yard mark were John Beck (2003-06) with 11,021 and Heisman Trophy winner Ty Detmer (1988-91) with 15,031.

REWRITING MWC RECORD BOOK


After throwing four touchdown passes against Wyoming, Hall became the MWC leader in career touchdown passes, surpassing former Cougar John Beck who had 79. Another one of Beck's league record was broken during the Wyoming game--his 17 career 300-yard passing games. Throwing for 312 yard versus the Cowboys, Hall achieved his 18th 300-yard passing game.

COMPARED TO THE GREATS...

As he plays through his senior season, quarterback Max Hall is putting up numbers similar to, if not better than, the legendary quarterbacks that came before him.

MAX HALL vs. BYU ALL-AMERICAN QUARTERBACKS CAREER RECORDS

	Games	Attmp.	Comp.	Int.	Pct.	Yards	TD
Gifford Nielsen (1975-77)	25	708	415	29	.586	5,833	55
Marc Wilson (1977-79)	32	937	535	46	.571	7,637	61
Jim McMahon (1978-81)	36	1,056	653	34	.618	9,536	84
Steve Young (1980-83)	31	309	592	33	.653	7,733	56
Robbie Bosco (1983-85)	31	997	638	36	.640	8,400	66
Ty Detmer (1988-91)	46	1,530	958	65	.626	15,031	121
Steve Sarkisian (1995-96)	25	789	528	26	.669	7,464	53
John Beck (2003-06)	43	1,418	855	34	.624	11,021	79
Max Hall (2007-09)	35	1,242	818	37	.659	10,348	84





2009 COUGAR FOOTBALL DEFENSIVE NOTES

POSITION CHANGES

Several players switched positions since the end of the 2008 season, including:

- Landon Jaussi (WR to DB)
- Jordan Pendleton (DB to LB)
- Vic So'oto (LB to DL)
- Jadon Wagner (LB to DL)

CONSECUTIVE STARTS

The Wyoming game marked senior defensive lineman Jan Jorgensen's 48th straight career start. During that streak, Jorgensen has started every game of his collegiate career and set a new MWC all-time career sack record in 2008 with 22.5. With four more sacks so far this season he leads the conference all-time with 26.5 career sacks. Jorgensen's first career start came against Arizona on Sept. 2, 2006.

FUMBLE RECOVERIES

Senior linebacker Shawn Doman recovered a Wyoming fumble in the third quarter, forced by defensive back Brandon Bradley. With the BYU offense back on the field, Max Hall led a four-play, 38-yard scoring drive, capped by a 15-yard touchdown pass to JJ DiLuigi to give the Cougars a 45-0 lead.

The Cougars have now recovered six fumbles in nine games.

HOLDING THE SOONERS

When facing an offense that averaged 51.1 points per game in 2008, the Cougar defense successfully held Oklahoma to 13 points. In the first half alone, BYU forced three-and-outs on four of OU's six possessions.

PROTECTING THE ENDZONE

Through the first two games this season, the Cougars allowed their opponents only one combined touchdown. The Oklahoma Sooners are credited with the touchdown which they scored during the first quarter of the season opener.

CURRENT NATIONAL RANKINGS

TEAM RANKINGS

Category	National Rank	Actual	National Leader	Actual	Conference Rank
Rushing Defense	22	105.22	Texas	55.33	2
Total Defense	41	335.00	Texas	230.78	4
Scoring Defense	T-39	21.89	Florida	10.11	4
Passes Intercepted	T-40	10	Clemson	19	T-3
1st-Down Defense	T-48	18.33	TCU	12.56	4
4th-Down Defense %	T-23	37.5	Buffalo	12.5	3

INDIVIDUAL RANKINGS

Category	Player	National Rank	Actual	National Leader	Actual	Conf. Rank
Passes Defended per Game	Brian Logan	T-2	1.56	Cox (Oklahoma St.)	1.75	1
	Scott Johnson	T-30	1.00			T-2
Interceptions per Game	Scott Johnson	T-39	.38	Moore (UCLA)	.89	T-2
	Brian Logan	T-46	.33			T-4
Fumbles Recovered	Shawn Doman	T-41	.22	Kenemer (SMU)	.44	T-2

PAPER OR PLASTIC?

Defensive lineman Jorgensen picked up his third sack of the season with less than two minutes remaining in the second quarter against Wyoming, dropping Cowboy quarterback Austyn Carta-Samuels for a 14-yard loss. He recorded a second later in that same quarter, while sophomore Matt Putnam got a sack of his own midway through the fourth quarter.

Collectively the Cougars have recorded 18 sacks in their first nine games this season.

COUGAR PICKS

Defensive back Brian Logan intercepted his third pass of the season with 5:32 remaining in the third quarter against Wyoming. True freshman Craig Bills picked off his second career interception with 2:36 to play in the game for a 24-yard return.

The Cougar defense has snagged 10 interceptions through nine games.

BACK-TO-BACK SHUTOUTS

BYU's 52-0 win over Wyoming marked its second consecutive shutout win against the Cowboys after a 44-0 victory in Provo last season. It also marks the Cougars' first shutout win on the road since a 27-0 win at UNLV in 1999.


Dating back to Harvey Unga's 2-yard touchdown run in BYU's 35-10 win over Wyoming on Nov. 17, 2007, the Cougars have scored 103 unanswered points against the Cowboys. Over the past three meetings, BYU has outscored Wyoming 186-17. Including the last two shutouts, the Cougars defeated the Cowboys 35-10 in 2007 and 55-7 in Provo in 2006.

BAUMAN NAMED NFF SCHOLAR ATHLETE

Senior linebacker Matt Bauman was recognized by The National Football Foundation & College Hall of Fame (NFF) as they announced the 2009 National Scholar-Athlete class. The 16 members of the class will each receive an \$18,000 post-graduate scholarship and vie as finalists for the William V. Campbell Trophy, formally known as the Draddy Trophy.

Student-athletes were selected as the best and the brightest from the college gridiron, from a nationwide pool of 154 semifinalists among all NCAA divisions and the NAIA.

A team captain and a two-year starter at linebacker, Bauman is BYU's fourth NFF National Scholar-Athlete and its first since 2000. Other Cougars who received the honor were Stephen Miller (1976), Steve Young (1983) and Jared Lee (2000).



Defensive back Scott Johnson



2009 COUGAR FOOTBALL SPECIAL TEAMS NOTES

NO PUNTS

Freshman Riley Stephenson did not punt the entire Tulane game, marking the first time that has happened to BYU since a 56-34 win over Colorado State on Nov. 1, 2001.

He also did not punt during the first half of the Florida State game. Stephenson's first and only punt of the game came early in the third quarter.

PAYNE PUTTING UP POINTS

Junior kicker Mitch Payne scored 12 points in BYU's 54-3 win over Tulane. He made two field goals from 31 and 20 yards, respectively, and also converted PAT's on six of the Cougars' seven touchdowns.

The junior has converted 37-of-38 PATs on the season and 4-of-6 field goal attempts, giving him a total of 49 points, second-best on the team.

CURRENT NATIONAL RANKINGS

TEAM RANKINGS

Category	National Rank	Actual	National Leader	Actual	Conference Rank
Net Punting per Game	5	40.25	Georgia	43.95	1
Punt Ret Yd Defense	2	1.83	Iowa State	1.55	1
Kickoff Return Avg.	29	24.03	Stanford	32.06	2

INDIVIDUAL RANKINGS

Category	Player	National Rank	Actual	National Leader	Actual	Conf. Rank
Kickoff Returns	O'Neill Chambers	18	28.31	Roberts (Virginia Tech)	38.64	2


"O" SO CLOSE

Sophomore O'Neill Chambers' 97-yard kickoff return during the fourth quarter of the UNLV game marked the longest for a BYU player since Mike Rigell's 96-yard return for a touchdown in 1998.

IT'S BEEN A WHILE

BYU has been unable to return a kickoff for a touchdown for 140 consecutive games. Mike Rigell was the last Cougar to accomplish the feat, turning in a 96-yard touchdown in a 31-9 victory at Hawaii on October 17, 1998.

The last time BYU returned a punt for a touchdown was back on Nov. 9, 2006 when freshman McKay Jacobson ran one back 77 yards. Thirty-eight games have passed since then.



Punter Riley Stephenson



2009 COUGAR FOOTBALL COACHES NOTES

UP OR DOWN

Following is a break down of the BYU coaching staff's location during the game:

In the Pressbox	Robert Anae (OC) Lance Reynolds (RB) Barry Lamb (OLB)
On the Field	Bronco Mendenhall (HC) Brandon Doman (QB) Jaime Hill (DC/DB) Mark Weber (OL) Patrick Higgins (STC/WR) Paul Tidwell (ILB) Steve Kaufusi (DL)

A BYU COACHING FIRST

With a 38-28 win over San Diego State on Oct. 17, 2009, the Cougars picked up their sixth win of the season, qualifying for their fifth straight bowl game. BYU head coach Bronco Mendenhall became the first coach in BYU history to qualify for five straight bowl games in his first five years. Mendenhall currently ranks second behind LaVell Edwards with the most postseason appearances in BYU football history.

COACH	BOWL GAMES
LaVell Edwards (1972-2000)	22
Bronco Mendenhall (2005-present)	5
Gary Crowton (2001-2004)	1

PROFESSIONAL EXPERIENCE

The BYU coaching staff has four members who have played football in the National Football League or the old USFL. Associate Head Coach and running backs coach Lance Reynolds was drafted by the Pittsburgh Steelers in 1978 and also played at Philadelphia. Offensive coordinator Robert Anae was drafted in the third round by the New Jersey Generals of the USFL. Quarterbacks coach Brandon Doman was drafted by the San Francisco 49'ers in 2002 and also played with the Washington Redskins. Steve Kaufusi also has NFL experience.

BEST OF THE BUNCH

Following the 2004 season, Bronco Mendenhall was one of 13 men who received their first head football coaching job at the Football Bowl Subdivision (Division I-A) level. Of those 13 coaches, Bronco Mendenhall has compiled the best overall record to date. Following is a list of the coaches and their current records.

HEAD COACH, SCHOOL	RECORD
Bronco Mendenhall, BYU	45-15
Kyle Whittingham, Utah	45-15
Charlie Weis, Notre Dame	35-24
Skip Holtz, Eastern Carolina	34-25
Mike Gundy, Oklahoma State	34-25
Dave Wannstedt, Pittsburgh	33-24
Bill Cubit, Western Michigan	32-26
Mark Snyder, Marshall	21-35
Mike Sanford, UNLV	15-42
Ed Orgeron, Mississippi	Fired on Nov. 24, 2007
Brent Guy, Utah State	Fired on Nov. 17, 2008
Greg Robinson, Syracuse	Fired on Nov. 17, 2008
Shane Montgomery, Miami (OH)	Resigned on Nov. 29, 2008

BYU COACHING STAFF

Head Coach	Bronco Mendenhall, 5th yr.
Assistant Head Coach/Running Backs	Lance Reynolds, 27th yr.
Offensive Coordinator	Robert Anae, 5th yr.
Defensive Coordinator/Secondary	Jaime Hill, 4th yr.
Quarterbacks	Brandon Doman, 5th yr.
Offensive Line	Mark Weber, 3rd yr.
Wide Receivers	Patrick Higgins, 5th yr.
Defensive Line	Steve Kaufusi, 8th yr.
Outside Linebackers	Barry Lamb, 16th yr.
Inside Linebackers/Recruiting	Paul Tidwell, 9th yr.
Head Strength and Conditioning	Jay Omer, 9th yr.

BYU SUPPORT STAFF

Director of Football Operations	Duane Busby
Football Operations Intern	Cort Trejo
Equipment Manager	Mick Hill
Head Trainer	Kevin Morris
Assistant Trainer	Jeff Hurst
Graduate Assistant, Defense	Nick Howell
Graduate Assistant, Offense	Justin Anderson
Intern, Defense	Kelly Poppinga
Intern, Defense	Shaun Nua
Orthopedic Surgeon	Dr. Kirt Kimball
Team Physician	Dr. Mitch Pratte
Video Coordinator	Matt Blackner
Assistant to Head Coach	Amy Goodman
Football Secretary	Shirley Johnson
High School Relations Coordinator	Patrick Hickman
Academic Coach	Jim Hamblin
Media Relations Director	Brett Pyne
Asst. Media Relations Director	Carey Hoki
Special Events Director	Larry Duffin
Ticket Manager	David Miles
Director, Photo Services	Mark Philbrick



2009 COUGAR FOOTBALL HEAD COACH BRONCO MENDENHALL



BRONCO MENDENHALL FIFTH SEASON

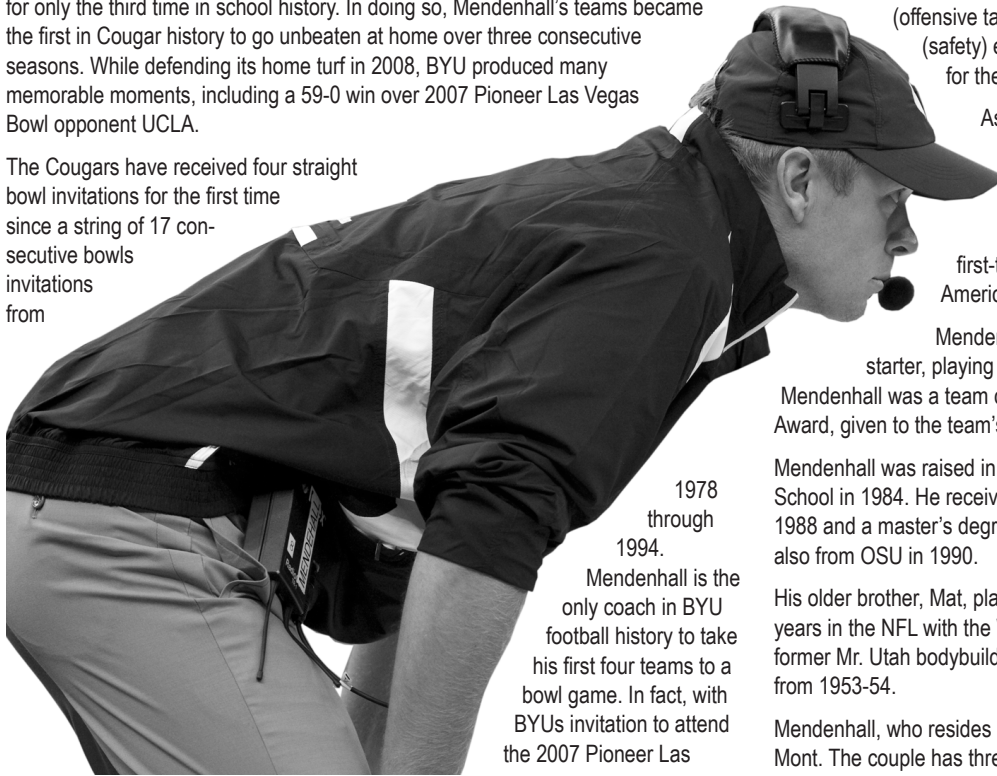
During his four seasons as the head coach at Brigham Young, Bronco Mendenhall has returned the Cougars to the ranks of the nation's top teams. Taking over a BYU program in 2005 that had not enjoyed a winning season since 2001, Mendenhall has guided his teams to four straight bowl invitations, two outright Mountain West Conference championships and consistent national top-25 rankings.

After a 6-6 season in 2005, Mendenhall's Cougars have earned a 32-7 record over the past three seasons, including two Pioneer Las Vegas Bowl victories in 2006 and 2007. Only five teams in the last three years have won more games than BYU. Boasting a 38-13 overall record, Mendenhall has coached his team to 20 wins in the last 23 games to help the Cougars become one of only nine teams to be ranked in the final BCS standings in each of the last three seasons.

In his first season, Mendenhall led BYU to a 6-5 regular-season record and earned an invitation to the Pioneer Las Vegas Bowl -- the team's first postseason bowl appearance in three seasons. Over the next two seasons, he coached the Cougars to back-to-back 11-win seasons and claimed consecutive MWC titles with a combined record of 16-0 against league opponents.

In 2008, BYU posted a 10-2 regular season to achieve three straight 10-win seasons for only the third time in school history. In doing so, Mendenhall's teams became the first in Cougar history to go unbeaten at home over three consecutive seasons. While defending its home turf in 2008, BYU produced many memorable moments, including a 59-0 win over 2007 Pioneer Las Vegas Bowl opponent UCLA.

The Cougars have received four straight bowl invitations for the first time since a string of 17 consecutive bowls from



1978
through
1994.

Mendenhall is the only coach in BYU football history to take his first four teams to a bowl game. In fact, with BYUs invitation to attend the 2007 Pioneer Las

Vegas Bowl, Mendenhall became the first coach in BYU football history to take a team to a bowl game in three straight seasons during his first three years as a head coach.

On November 17, 2007, Mendenhall led the Cougars to a 35-10 victory over Wyoming to record his 25th career win. With the victory, Mendenhall became the only coach in BYU football history to win 25 games in his first 35 attempts.

Following the 2006 season, Mendenhall was named the American Football Coaches Association Region IV Coach of the Year. In addition, Mendenhall was named by the Football Writers Association of America one of nine finalists for the prestigious Eddie Robinson Coach of the Year Award.

In 2007, BYU finished the season ranked No. 17 in the final BCS standings--three places higher than the 2006 Cougars. In the final polls of the season, BYU finished ranked 14th in both the Associated Press and USA Today Coaches Poll, marking the highest finish for the Cougars since finishing No. 5 following the 1996 season. Defensively, BYU ranked 9th in the nation, allowing just 18.5 points per game.

In 2008, BYU earned a spot in the national polls each week of the season, including a ranking as high as No. 7. With just two regular-season blemishes on its resume with road losses at No. 6 Utah and No. 11 TCU, BYU earned a No. 16 ranking in the final BCS standings and an invitation to the 2008 Las Vegas Bowl. Off the field, only Penn State (4) placed more student-athletes on the ESPN the Magazine Academic All-America First Team than BYU in 2008. Cougar starters David Oswald (offensive tackle), Matt Bauman (linebacker) and Kellen Fowler (safety) each earned the high honor as BYU had three first-teamers for the first time during the same season.

As a player, Mendenhall was a two-year starter at cornerback for Snow College from 1984-85. In his second season, Mendenhall captained the Badgers to a perfect 11-0 record and the NJCAA National Championship.

That same season, he earned many accolades, including first-team all-conference, all-region, second-team NJCAA All-America and JC Gridwire Academic All-America honors.

Mendenhall transferred to Oregon State and was a two-year starter, playing free safety, strong safety and linebacker for the Beavers.

Mendenhall was a team captain as a senior and received the Leo Gribkoff Memorial Award, given to the team's most inspirational player.

Mendenhall was raised in Alpine, Utah, and graduated from American Fork High School in 1984. He received a bachelor's degree in education from Oregon State in 1988 and a master's degree in education with an emphasis in exercise physiology also from OSU in 1990.

His older brother, Mat, played football at BYU from 1975-79, before spending four years in the NFL with the Washington Redskins. Another brother, Marty, was a former Mr. Utah bodybuilder. Mendenhall's father, Paul, was a defensive end at BYU from 1953-54.

Mendenhall, who resides in Alpine, Utah, is married to Holly Johnston of Missoula, Mont. The couple has three sons.

Coaching Experience:

Oregon State (1989-90)
Graduate assistant; defensive line

Snow College (1991-92)
Defensive coordinator; secondary

Northern Arizona (1993-94)
Secondary (1993)
Co-defensive coordinator; secondary (1994)

Oregon State (1995-96)
Defensive line (1995)
Defensive coordinator; secondary (1996)

Louisiana Tech (1997)
Secondary

New Mexico (1998-02)
Defensive coordinator; secondary (1998-02)
Assistant head coach (2002)

Brigham Young (2003-present)
Defensive coordinator (2003-04)
BYU Cougar Club Assistant Coach of the Year (2003)
Head coach (2005-present)
AFC Region 5 Coach of the Year (2006)
MWC Coach of the Year (2006)



2009 COUGAR FOOTBALL MEDIA INFORMATION

WEEKLY MEDIA BREAKFAST MONDAYS AT LEGENDS GRILLE



Head coach Bronco Mendenhall and selected players will participate in the weekly football media breakfast. The weekly

event will be held on Mondays throughout the season on the second floor of Legends Grille in the Student Athlete Building. Breakfast will be served at 9:30 a.m. and the press conference will begin promptly at 10:00 a.m. A partial transcript of Mendenhall's statements will be available on www.byucougars.com.

COACH'S SHOWS ON KSL (RADIO & TELEVISION)

RADIO - The "live on location" home of the weekly "Bronco Mendenhall Show" is the Utah County Ken Garff Dealers Group. Each Wednesday from 7:00-8:00pm, one of the four Garff dealerships will host Coach Mendenhall, Greg Wrubell, Marc Lyons, and a lively audience of Cougar football fans. Listeners can also participate via call-ins, and e-mail and text messages. This week's show will be broadcast from Ken Garff Porsche Audi Volkswagen.

TELEVISION - The weekly "BYU Football with Coach Bronco Mendenhall" show can be seen every Sunday night during the season. The halfhour show will have highlights of the latest game, insights from head coach Bronco Mendenhall on that game, a look ahead to the next BYU Football game, features on Cougar players and Bronco responds to viewers email questions. The show will be broadcast each Sunday at 11 p.m. (MT) on KSL-TV.

STATIONS ON THE COUGAR SPORTS NETWORK INCLUDE:

KMGR 95.9 FM
Manti, UT

KUNF 1210 AM
St. George, UT

KDOX 1280 AM
Las Vegas, NV

KTHK 105.5 FM, KBLI 690 AM, KBLV 1260 AM
Pocatello, Blackfoot, Idaho Falls, ID

KIOV 1450 AM
Boise, ID

MEDIA AVAILABILITY

Media access to conduct interviews will be provided on Monday, Tuesday and Wednesday each week (excepting prior to the Utah game) as well as postgame interviews on game day. As a general rule the following schedule will be followed: Monday morning press conference (Coach Mendenhall and select players), Tuesday after practice (players and coaches) and Wednesday after practice (players and coaches). Practice sessions during the season are closed but media members can observe the final portion of the Tuesday practice starting at 5:20 p.m. Depending on circumstances such as classes, exams and other obligations or considerations, some players may not always be available during the specified media availability times. We will work to accommodate your interview needs whenever possible.

Coach Mendenhall and select players will participate each Monday morning (10 a.m. MT) in a weekly media breakfast press conference. Mendenhall and quarterback Max Hall are also available to the media each week on their respective teleconferences.

Post-Game: Following games, Coach Mendenhall, as well as selected players will be available for post-game interviews. For games at Edwards Stadium, Coach Mendenhall will participate in a post-game press conference, along with selected players. The BYU locker room is closed.

ON THE AIR

The exclusive radio home of BYU Football and flagship of the Cougar Sports Network is KSL Newsradio in Salt Lake City. The "Voice of the Cougars" is Greg Wrubell, now in his 9th season as play-by-play commentator. A BYU alum, Wrubell is in his 18th year on the broadcast crew, having served as the sideline/lockerroom reporter before stepping into the booth.

Wrubell's on-air partner and game analyst is ex-Cougar quarterback Marc Lyons, a 28-year veteran of BYU Football broadcasts. Former Cougar wide receiver and kick returner Nate Meikle is in his third season reporting from the sidelines and lockerroom. Andrew Adams returns for his second season as gameday host in the "Cougar Scoreboard" studios. The following is a rundown of KSL's weekly programming and broadcast details:

MONDAYS:

8:45am-"Coach's Corner" with Greg Wrubell and Bronco Mendenhall
10:00am-Bronco Mendenhall Press Conference

WEDNESDAYS:

7:00pm-"Bronco Mendenhall Show" with Greg Wrubell and Marc Lyons

THURSDAYS:

8:15am-"Cougar Matchup" (game preview with Greg Wrubell)
8:45am-"Coach's Corner" with Greg Wrubell and Bronco Mendenhall
4:15pm-"Cougar Matchup"

FRIDAYS:

8:15am-"Cougar Matchup"
4:15pm-"Cougar Matchup"

GAMEDAYS:

2 hours before kickoff: "Cougar Countdown Show"
1 hour before kickoff: "Cougar Pregame Scoreboard Show"
35 minutes before kickoff: "Cougar Pregame Coach's Show"
25 minutes before kickoff: "Cougar Kickoff Show"
Halftime: "Cougar Halftime Scoreboard Show"
Postgame: "Cougar Postgame Scoreboard Show," "Cougar Locker Room Show," "Cougar Postgame Coach's Show," "Cougar Call-In Show," "Cougar Replay."

All BYU Football programming is streamed live on ksl.com and available for download and podcast. All game broadcasts are archived online. KSL's gameday broadcast is also streamed online at byuradio.org, and can be heard on Dish Network Channel 980.



2009 COUGAR FOOTBALL AWARD CANDIDATES

OTHER PLAYERS TO WATCH...

LUKE ASHWORTH-WR

In his best game as a Cougar, Ashworth caught five passes for a career-high 91 yards and one touchdown against Utah State on Oct. 2, including a long pass for 48 yards. He has started four games this season and is third on the team with 21 receptions for 294 yards.

O'NEILL CHAMBERS-WR/KR/PR

As BYU's primary kick returner in 2008, Chambers returned 35 kicks for 809 yards, averaging 23.1 yards per return. His 35 kick returns set a BYU and MWC record for most kickoff returns in a season. So far this season he is averaging 11.3 yards per reception and had a career-long kickoff return for 97 yards against UNLV.

COLEBY CLAWSON-LB

Clawson currently leads the team with seven quarterback hurries and four sacks. After transferring from Snow College, Clawson saw action in all 13 games for the Cougars in 2008, including 11 starts at outside linebacker. He totaled 55 tackles on the season, including 25 solo takedowns and led the team with 11.5 tackles for loss. He also led the team with three forced fumbles, including two against Utah State and one in the season opener against Northern Iowa.

BRETT DENNEY-DL

The third Denney brother to play for the Cougars, he recovered a fumble in BYU's upset victory over Oklahoma and a sack against TCU's Andy Dalton. In his first three seasons Denney totaled 78 total tackles and 5.5 sacks. He led the 2008 Cougars with three fumble recoveries, including recoveries against Northern Iowa, UCLA and SDSU.

JJ DI LUIGI-RB

Di Luigi recorded his first touchdown in a BYU uniform during the third quarter of the Tulane game and soon added a second score to start the fourth quarter. During that game he ran for a team-high 71 yards. He is currently second on the team with seven touchdowns and third with 207 yards rushing.

MATT BAUMAN



JUNIOR - (2008): ESPN the Magazine Academic All-American ... Academic All-MWC ... Chad Lewis Flag Bearer Award for Integrity recipient ... earned letterman honors as a junior ... started all 13 games for BYU at inside linebacker ... led the Cougars with 108 tackles on the season, including 50 solo takedowns ... recorded 8.5 tackles for loss, one pass breakup and one quarterback hurry ... picked up sacks against Washington and Utah State ... forced a fumble in BYU's season opener against Northern Iowa ... recovered fumbles at Utah State and against Arizona in the Pioneer Las Vegas Bowl ... recorded a season-high 13 tackles in BYU's win against UNLV.

SOPHOMORE - (2007): Earned 2007 Academic All-Mountain West Conference honors ... earned letterman honors ... earned the Aaron Francisco Special Teams MVP Award ... saw action in all 13 games for the Cougars ... credited with 34 tackles on the season, including 19 solos and 15 assisted tackles ... totaled a

season-high seven tackles in the Cougars' 35-10 win at Wyoming ... credited with an 11-yard sack against the Cowboys ... credited with a key fumble recovery in the Cougars' one-point victory over UCLA in the Las Vegas Bowl ... had an interception in the Cougars' victory over Utah.

FRESHMAN - (2004): Earned letterman honors as a true freshman ... started the final four games of the season at outside linebacker ... played in all 11 games as a true freshman ... credited with 30 tackles on the season, including 11 solo and 19 assisted takedowns ... totaled 2.5 sacks on the season.

STATISTICS

YEAR	SOLO	AST	TOTAL	TFL/YDS	SACKS/YDS	INT/YDS	PBU	QBH	FR	FF
2004	11	19	30	2.5/10	2.5/10	0/0	0	1	0	0
2007	19	15	34	1.5/12	1.0/11	1/3	3	1	1	0
2008	50	58	108	8.5/25	2.0/11	0/0	1	1	2	1
2009	16	20	36	1.0/1	--	--	1	--	--	--
TOTAL	96	112	208	13.5/48	5.5/32	1/3	5	3	3	1

MAX HALL



JUNIOR - (2008): Named to the All-MWC Second Team ... named an All-American honorable mention by Sports Illustrated.com ... earned an ESPN helmet sticker for his performance against UCLA, where he completed 27-of-35 passes for 271 yards and seven touchdowns ... Sept. 13 Walter Camp National Offensive Player of the Week ... three-time MWC Offensive Player of the Week ... semifinalist for the 2008 Davey O'Brien Award ... team captain for the 2008 season ... ranked No. 6 in the nation in passing yards per game (304.38), No. 7 in total passing yards (3,957), No. 8 in completions per game (25.38, No. 9 in total offense (313.23) and No. 11 in passing efficiency (157.21) while completing 69.2 percent of his passes and totaling an MWC single-season record 35 touchdowns ... received the Andy Reid Competitive Greatness Award ... his seven touchdown passes against UCLA set a new MWC record and tied the BYU all-time record ... threw six touchdown passes in the first half against UCLA, breaking the previous BYU record of five ... totaled 3,957 yards passing on the season with a 69.2 completion percentage ... threw for a season-long pass of 76 yards to Austin Collie versus Utah State ... recorded a season-high 486 yards passing against Northern Iowa ... threw for over 300 yards in seven games, a new MWC record ... started all 13 games ... reached the 3,000-yard mark in his seventh game of the season ... a 2008 Heisman Trophy candidate ... a 2008 Nationalchamps.net preseason honorable mention All-American.

SOPHOMORE - (2007): Earned 2007 Academic All-Mountain West Conference honors ... earned All-Mountain West Conference first-team honors ... received the Andy Reid Competitive Greatness Award ... following spring camp, named the starting quarterback for the 2007 season ... became the Mountain West Conference's all-time leading sophomore quarterback with a league-best 3,848 yards passing ... led the conference with an average 296.0 yards passing per game ... the nation's top-ranked sophomore quarterback, passing for a nation's best 3,848 yards over 13 games ... ranked fourth in BYU football history behind Ty Detmer, Steve Sarkisian and Robbie Bosco through their first 13 career starts ... named the MWC Offensive Player of the Week after completing 26-of-37 attempts for 331 yards and three touchdowns to help BYU clinch a share of the MWC title with a 35-10 win over Wyoming ... compiled a league-best five 300-yard games on the season, including games against UCLA (391), Tulsa (537), Colorado State (355), TCU (305) and Wyoming (331) ... threw for over 300 yards in three straight games, and for over 200 yards in 12 of the Cougars' 13 games ... averaged 280.6 yards passing per game against league opponents ... led the MWC with an average 297.1 yards of total offense per game ... had a league-high 26 touchdown completions on the season ... threw at least one touchdown in 12 of 13 games this season, and has totaled nine games with two or more TD completions ... started all 13 games, leading BYU to its second-straight conference title with a 11-2 record, 8-0 against league opponents ... credited with a career-high 537 yards passing and four touchdowns against Tulsa ... reached the 3,000-yard mark in his 10th game of the season, matching the league record for the fastest ascent to 3,000 yards in a single season.

FRESHMAN - (2006): Sat out the 2006 season after transferring from Arizona State ... quarterbacked the scout team during the season.

REDSHIRT - (2004): Redshirted at Arizona State as a true freshman.

STATISTICS

YEAR	GP	EFFC	ATT-CMP-INT	PCT	YDS	TD	LONG	AVG/G
2007	13	137.71	496-298-12	60.1	3,848	26	66	296.0
2008	13	157.21	477-330-14	69.2	3,957	35	76	304.4
2009	9	167.6	269-190-11	70.6	2,543	21	80	282.6
TOTAL	35		1,242-818-37	65.9	10,348	82	80	295.7



2009 COUGAR FOOTBALL AWARD CANDIDATES

OTHER PLAYERS TO WATCH...

ANDREW GEORGE-TE

The other half of what might be the best tight end tandem in the country, George returns for his senior year after scoring six touchdowns in 2008. He picked up his first in 2009 during BYU's upset win over No. 3 Oklahoma in its season opener. Earning three starts last season, he set season highs with five receptions for 62 yards against Air Force and caught two touchdown passes in BYU's win over New Mexico.

TERRANCE HOOKS-LB

Hooks started his senior season with a sack against Oklahoma's Landry Jones in BYU's season opener and later earned his first career start against CSU. He saw action in five games in 2008 after returning from a knee injury suffered during spring ball. He competed in 12 games in 2007, recording a season-high five tackles against Eastern Washington.

MCKAY JACOBSON-WR

Jacobson started the 2009 season with a fourth quarter touchdown reception to secure BYU's 14-13 upset win over No. 3 Oklahoma. He continued to be a favorite target of Hall's, catching a touchdown in the first three games this year, but suffered a hamstring injury, keeping him on the sideline for four games. Before his LDS mission to Japan, Jacobson totaled 28 receptions for 547 yards in 2006. His first-ever punt return went for a 77-yard touchdown, marking BYU's first punt return for a touchdown in 113 games.

SCOTT JOHNSON-DB

A second-year starter, Johnson recorded the first two interceptions of his career in BYU's win over UNLV. He picked up his third the following week against San Diego State. Johnson started the first nine games of the 2008 season, totaling 59 tackles, including 28 solo takedowns. He also recovered a fumble and returned it for a 64-yard touchdown in BYU's shutout win over Wyoming.

JAN JORGENSEN



JUNIOR - (2008): Named to the All-MWC First Team for the second consecutive year ... Academic All-MWC ... ARA Sportsmanship Award finalist ... received the Bart Oates Award for Honor ... team captain for the 2008 season ... earned letterman honors as a junior ... started all 13 games at right end ... a 2008 All-America candidate ... named to the 2008 Rotary Lombardi Award and Ted Hendricks Award watch lists ... clinched BYU's 28-27 win over Washington after blocking the Huskies' extra point attempt which would have forced an overtime situation ... recovered a key fumble against New Mexico, his first since the 2006 season ... with his sack against CSU, he set a new MWC all-time sack record with 22.5 on his career ... forced a fumble on CSU's potentially game-winning final drive, helping to preserve the Cougars 45-42 victory ... totaled 54 tackles on the season, including 22 solo takedowns ... recorded 8.5 tackles for a combined loss of 48 yards, a team-leading five sacks, 11 quarterback hurries, one pass breakup, one fumble recovery, two forced fumbles

and one blocked kick.

SOPHOMORE - (2007): Earned 2007 Academic All-Mountain West Conference honors ... received the Bart Oates Big Brother Award ... earned All-Mountain West Conference First Team honors a SI.com honorable mention All-America selection ... led the MWC and ranked 12th nationally with 20 tackles for a combined loss of 115 yards ... led the MWC and ranked in the nation's Top 10 in sacks, recording 14 on the season for a combined loss of 91 yards ... set the MWC single-season sack record with 14 on the season ... produced at least one sack in seven straight games to end the season, including two sacks in the Cougars' 17-16 win against UCLA ... recorded a career-high three sacks in the Cougars' 35-16 win against Colorado State ... totaled 77 tackles on the season, including 40 solo takedowns ... totaled a season-high 13 tackles in BYU's victory over Colorado State ... the anchor of a defensive line that allowed only one 100-yard rusher all season ... had a season-high five solo tackles in BYU's victory at San Diego State ... averaged 5.9 tackles and 1.1 sacks per game ... anchored a defensive unit that ranked 10th in the nation in total defense, allowing just 307.8 yards per game ... ranked ninth in rushing defense, allowing just 97.5 yards per game.

FRESHMAN - (2006): Named to the Freshman All-American Third Team by Sporting News ... earned Academic All-Mountain West Conference honors ... nominated for national and conference freshman honors ... started at defensive end in all 13 of the Cougars' games ... credited with 34 tackles, including 14 solo tackles ... produced five sacks for a combined loss of 29 yards ... had two fumble recoveries on the season, including a 48-yard fumble return against UNLV ... ended the season with at least one sack in three straight games ... had a season-high six tackles in the Cougars' 33-31 victory over Utah ... totaled a season-high four solo tackles in the season-opener at Arizona ... a significant contributor on a defensive unit that gave up only 14.7 points per game, ranking 10th nationally ... part of a defense that ranked fourth nationally in turnover margin with +14 turnover margin (+1.08 pg).

REDSHIRT - (2005): Redshirted as a true freshman.

STATISTICS

YEAR	GP	SOLO	AST	TOTAL	TFL/YDS	SACKS/YDS	INT/YDS	PBU	QBH	FR	FF
2006	13	14	20	34	5.0/30	4.0/29	0/0	0	2	2	0
2007	13	40	23	77	20.0/115	13.5/91	0/0	2	5	0	0
2008	13	22	32	54	8.5/48	5.0/41	0/0	1	11	1	2
2009	9	17	19	36	6.5/35	4/25	--	--	1	--	--
TOTAL	48	93	94	187	40.0/227	26.5/186	0/0	3	19	3	2

DENNIS PITTA



JUNIOR - (2008): Named to the All-MWC First Team ... Third Team All-American by Rivals.com ... honorable mention All-American by College Football News and SportsIllustrated.com ... Rotary Lombardi Award and Biletnikoff Award candidate ... John Mackey Award semifinalist ... Academic All-MWC ... had a career-high 11 receptions for 213 yards against Northern Iowa ... his 213 yards against Northern Iowa led all Division I-A receivers of the day and broke the MWC receiving record for a tight end ... named the John Mackey Tight End of the Week following his performance against Northern Iowa ... recorded a game-high 148 yards on 10 receptions against Washington ... caught a six-yard touchdown pass from Max Hall with under two minutes remaining against UNLV to regain the lead and seal the victory for BYU ... caught a career-high 12 passes and two touchdown passes in the fourth quarter against CSU, including the game winning 17-yard pass from Max Hall ... named the MWC Co-Offensive Player of the Week and the John Mackey Tight End of the Week following following the CSU game ... ended the season second on the team with 1083 reception yards on 83 catches ... scored six touchdowns ... has caught a pass in 30 consecutive games dating back to Oct. 23, 2004, prior to his mission.

SOPHOMORE - (2007): Earned 2007 Academic All-Mountain West Conference honors ... a first-team All-Mountain West Conference selection ... finished the season as the fifth-ranked tight end (second-ranked sophomore), averaging 63 yards per game ... led all tight ends in the MWC (sixth overall) with 59 receptions on the season, averaging 4.5 per game ... recorded five touchdowns on the season, leading all MWC tight ends ... had two 100-yard receiving games on the season, including a season-high 114 yards against Air Force ... had four or more receptions in 11 of the Cougars' 13 games this season ... credited with 50 or more receiving yards in seven of the Cougars' 13 games ... had a career-long 45-yard reception against Colorado State ... had a career-high seven receptions (vs. TCU).

FRESHMAN - (2004): Participated in spring drills ... had one reception for a five-yard touchdown in the annual Blue-White scrimmage ... gray-shirted the 2003 season ... led all BYU tight ends in receptions (17), yards (176) and touchdown receptions (two) ... caught two passes, both for touchdowns, against Air Force ... caught his first career pass for four yards against Notre Dame ... had a career-high four receptions for 44 yards in the New Mexico game ... long reception was 21 yards against San Diego State.



2009 COUGAR FOOTBALL AWARD CANDIDATES

OTHER PLAYERS TO WATCH...

BRYAN KARIYA-RB

Filling in for an injured Harvey Unga, Kariya recorded his second career start in the season opener against No. 3 Oklahoma. He totaled a team-high 42 yards rushing against the Sooners, also adding 76 yards receiving. In the season's second game against Tulane, Kariya's impact continued as he scored two touchdowns, one on the ground and one through the air.

RILEY NELSON-QB

Nelson took his first snap as a Cougar during the fourth quarter of BYU's 54-3 win over Tulane. He completed 2-of-2 pass attempts for 12 yards and ran for the first touchdown of his BYU career. He also saw some playing time in the fourth quarter of the FSU, Utah State, UNLV, TCU and Wyoming games. Nelson has 21 rushing attempts for 126 yards. He transferred from Utah State following his LDS mission to Spain. While at USU he started the final eight games of the 2006 season, completing 55-percent of his passes for 925 yards and six touchdowns.

ANDREW RICH-DB

After starting three games in 2008, Rich has become a vocal leader for the BYU defense. He was named MWC Defensive Player of the Week following his performance in BYU's win over Oklahoma on Sept. 5. During that game he recorded five tackles, including four solo stops, one tackle for loss and two forced fumbles to aid the BYU upset victory. Rich intercepted his first pass of the season against CSU on Sept. 26. He currently leads the team in tackles with 55.

MANASE TONGA-RB

After sitting out the 2008 season due to academics, Tonga returns to the Cougar backfield for his senior season. He scored his first receiving touchdown in almost three years during the FSU game. Against Wyoming he helped put 14 points on the board after both a receiving and rushing touchdown.

(Pitta bio continued from page 14)

STATISTICS

YR	GP	REC	YDS	TD	LONG	AVG/R	AVG/G
2004	11	17	176	2	21	10.4	16.0
2007	13	59	813	5	45	13.8	62.5
2008	13	83	1,083	6	46	13.0	83.3
2009	9	41	568	5	35	13.9	63.1
TOTAL	46	200	2,640	18	46	13.2	57.4

MATT REYNOLDS



FRESHMAN - (2008): Named Freshman All-American by the Football Writers Association of America, Rivals.com, College Football News.com and Sports News ... Academic All-MWC ... recipient of the Cougar Club's Male Rookie of the Year award ... earned letterman honors as a freshman ... started all 13 games in 2008 at left tackle for an offensive unit that led the conference and ranked No. 6 nationally in passing per game (310.38) and No. 16 in total offense (444.77) ... part of a unit that averaged only 1.54 sacks per game ... vital part of an offensive line that helped BYU to a 55.7 third-down conversion percentage on the season (2nd in the nation).

REDSHIRT - (2007): Redshirted after returning from a Church mission.

HARVEY UNGA



SOPHOMORE - (2008): Earned letterman honors as a sophomore ... started 12 games ... named to the All-MWC Second Team ... recognized as honorable mention on the Sophomore All-America Team by College Football News ... Doak Walker Award candidate ... recorded back-to-back 1,000 rushing yard seasons with 1,132 in 2008 ... rushed for 136 yards against Washington ... caught a career-high two touchdown receptions against UCLA ... ran for 133 yards and one touchdown on 24 carries at CSU ... totaled 15 touchdowns on the season, 11 rushing and four receiving ... led the team averaging 87.1 rushing yards per game ... surpassed the 2,000-yard career rushing mark with his 116 yards against Utah.

FRESHMAN - (2007): Earned Freshman All-America honors ... named the Mountain West Conference Freshman of the Year ... earned the Steve Young Offensive MVP Award ... holds the MWC Freshman rushing record with 1,227 yards ... credited with the most rushing yards by a BYU running back since Doak Walker Awards winner Luke Staley ran for 1,582 yards during the 2001 season ... also set the MWC record with 1,840 all-purpose yards, shattering DonTrell Moore's (New Mexico) record of 1,328 yards set back in 2002 ... BYU's all-time leading freshman running back ... holds the BYU record for most 100-yard rushing games as a freshman with seven ... produced five 100-yard rushing games against MWC opponents, including Air Force (111), UNLV (177), Wyoming (111), Utah (141) and San Diego State (161) ... became the first freshman running back to lead the Cougars to a conference championship since Fahu Tahu and Luke Staley in 1999 ... credited with 17 touchdowns on the season, marking the second most touchdowns scored in a single season and is the most touchdowns scored since Luke Staley racked up a record 28 touchdowns in 2001 ... recorded a career-high 177 yards rushing against UNLV ... averaged 94.9 yards rushing per game ... averaged 144.8 all-purpose yards per game ... led all MWC freshman receivers with 655 yards on 44 receptions ... named the MWC Offensive Player of the Week following the Cougars' victory over Arizona ... totaled 194 all-purpose yards against the Wildcats, including 127 yards receiving ... scored 17 touchdowns on the season, including 13 rushing TD's ... scored at least one rushing touchdown seven straight games ... scored a career-high three touchdowns in BYU's victory over San Diego State ... first-ever BYU freshman running back to eclipse the 1,000-yard rushing mark.

REDSHIRT - (2006): Redshirted the 2006 season after suffering a season-ending injury ... had four carries for nine yards and a touchdown in the Cougars' 49-24 win over Tulsa ... totaled 9 yards rushing.

STATISTICS

YEAR	GP	ATT	YDS	AVG	TD	LONG
2006	3	4	9	2.3	1	-
2007	13	244	1,227	5.0	13	44
2008	13	240	1,132	4.7	11	40
2009	8	139	783	5.6	9	52
TOTAL	37	627	3,151	5.0	34	52



2009 COUGAR FOOTBALL SCORING DRIVES/SUPERLATIVES

2009 SCORING DRIVES

vs. Oklahoma

5 plays, 63 yards TOP 2:47
16 plays, 78 yards TOP 8:38

at Tulane

10 plays, 45 yards TOP 4:48
13 plays, 86 yards TOP 4:45
6 plays, 67 yards TOP 2:35
7 plays, 38 yards TOP 2:53
13 plays, 89 yards TOP 4:59
5 plays, 80 yards TOP 1:07
9 plays, 73 yards TOP 3:30
1 plays, 12 yards TOP 0:00
5 plays, 19 yards TOP 2:00

vs. Florida State

11 plays, 80 yards TOP 4:55
8 plays, 80 yards TOP 3:14
1 play, 80 yards TOP 0:12
4 plays, 76 yards TOP 1:38

vs. Colorado State

2 plays, 15 yards TOP 0:39
2 plays, 39 yards TOP 0:37
2 plays, 18 yards TOP 0:35
10 plays, 82 yards TOP 4:33
15 plays, 68 yards TOP 6:51
3 plays, 28 yards TOP 0:57

vs. Utah State

18 plays, 83 yards TOP 8:07
4 plays, 72 yards TOP 1:22
2 plays, 29 yards TOP 0:10
2 plays, 31 yards TOP 0:40
11 plays, 64 yards TOP 6:20

at UNLV

12 plays, 70 yards TOP 5:00
2 plays, 36 yards TOP 1:09
8 plays, 64 yards TOP 3:40
4 plays, 73 yards TOP 1:47
4 plays, 69 yards TOP 1:40
7 plays, 76 yards TOP 2:38
2 plays, 58 yards TOP 0:35
1 play, 2 yards TOP 0:05
7 plays, 57 yards TOP 3:54

at San Diego State

14 plays, 73 yards TOP 5:33
12 plays, 68 yards TOP 5:14
14 plays, 80 yards TOP 6:04
12 plays, 78 yards TOP 4:45
7 plays, 77 yards TOP 2:36
7 plays, 15 yards TOP 2:04

vs. TCU

9 plays, 73 yards TOP 3:12

at Wyoming

7 plays, 80 yards TOP 4:43
12 plays, 67 yards TOP 5:57
6 plays, 37 yards TOP 2:05
1 play, 79 yards TOP 0:12
10 plays, 80 yards TOP 4:10
8 plays, 65 yards TOP 3:25
4 plays, 38 yards TOP 1:36
8 plays, 80 yards TOP 4:34

2009 BYU SUPERLATIVES

Overall Record	7-2
Current Streak	W1
MWC Record	4-1
Current Streak	W1
All-Time MWC Record	56-23 (.709)
Non-Conference Record	3-1
Current Streak	W1
2009 Home Record	2-2
Current Streak	L1
2009 Road Record	4-0
Current Streak	W4
2009 Neutral Record	1-0
Current Streak	W1
Day Games	4-0
Current Streak	W4
Night Games	3-2
Current Streak	L1
When BYU Wins Coin Toss	4-2
When BYU Loses Coin Toss	3-0
When BYU Leads After First Quarter	4-0
When BYU Trails After First Quarter	1-2
When Tied After First Quarter	2-0
When BYU Leads at the Half	6-0
When BYU Trails at the Half	1-2
When Tied at the Half	0-0
When BYU Leads After Third Quarter	6-0
When BYU Trails After Third Quarter	1-2
When Tied After Third Quarter	0-0
Record in August	0-0
Streak	W4
Record in September	3-1
Streak	W1
Record in October	3-1
Streak	L1
Record in November	1-0
Streak	W1
Record in December	0-0
Streak	L1
Record vs. Top-25 Teams	1-1
Streak	L1
Record vs. Non-Ranked Teams	6-1
Streak	W5
Record When BYU has 100-Yard Rusher	3-1
Streak	L1
Record When Opponent has 100-Yard Rusher	0-1
Record When BYU has 300-Yard Passer	5-1
Record When Opponent has 300-Yards Passer	1-0
When BYU Scores First	5-0
When Opponent Scores First	2-2
On ESPN	1-0
On ESPN2	1-0
On VERSUS	0-2
On The Mtn	5-0
On CBS-CS	0-0



2009 COUGAR FOOTBALL LAST TIME

SPECIAL TEAMS

A KICKOFF WAS RETURNED FOR A TD:
BYU: 1998, M. Rigell at Hawaii, 96 yards (W, 31-9)
Opp: 2009, D. Purvis at UNLV, 94 yards (W, 59-21)

A FIELD GOAL WAS BLOCKED:
BYU: 2008 by D. Nixon at Air Force (W, 38-24)
Opp: 2008 by J. Keiaho at Utah State (W, 34-14)

A BLOCKED FG RESULTED IN A TD:
BYU: 2001, R. Denney at SDSU (W, 59-21)

A PUNT WAS BLOCKED:
BYU: 2009, M. Marshall vs. CSU (W, 42-23)
Opp: 2006, by C. Tennial vs. Tulsa (W, 49-24)

A BLOCKED PUNT RESULTED IN A TD:
BYU: 2004, by G. Lovely at Air Force (W, 41-24)
Opp: 2005, by C. Wells, TD by G. Rybak vs. Air Force (W, 62-41)

A PAT WAS BLOCKED:
BYU: 2008, J. Jorgensen at Washington (W, 28-27)
Opp: 2008, J. Fletcher vs. Wyoming (W, 44-0)

A PUNT WAS RETURNED FOR A TD:
BYU: 2006, M. Jacobson (77 yards) vs. Wyoming (W, 55-7)
Opp: 2001, C. Owens at Hawai'i (L, 72-45)

A TWO-POINT PAT WAS CONVERTED:
BYU: 2008, H. Unga vs. UNLV (W, 42-35)
Opp: 2007, Team at UNLV (W, 24-14)

A KICKER MADE FOUR FIELD GOALS:
BYU: 2000, O. Pochman 4 at Utah (W, 34-27)
Opp: 2003, D. Fitzpatrick 4 at Notre Dame (L, 33-14)

THE GAME WAS WON ON A LAST SECOND FG:
BYU: 2001, at Mississippi State (W, 41-38)
Opp: 2006, at Arizona (L, 16-13)

HAD A 60-YARD PLUS PUNT:
BYU: 2008, C. Santiago 62 yards at Utah (L, 24-48)
Opp: 2009, A. McCoy 70 yards at Wyoming (W, 52-0)

DID NOT PUNT DURING ENTIRE GAME:
BYU: 2009, at Tulane (W, 54-3)

MISC. OFFENSE

HAD OVER 600 YARDS IN TOTAL OFFENSE:
BYU: 2009, 611 at UNLV (W, 59-21)
Opp: 2001, 646 vs. Hawai'i (L, 72-45)

SCORED 50 POINTS:
BYU: 2009, at Wyoming (W, 52-0)
Opp: 2009, vs. Florida State (L, 28-54)

SCORED 60 POINTS:
BYU: 2005, vs. Air Force (W, 62-41)
Opp: 2001, Hawai'i (L, 72-45)

THE PASSING GAME

SCORED ON OVER 50-YARD PASS PLAY:
BYU: 2009, M. Jacobson 79 yards from M. Hall at Wyoming (W, 52-0)
Opp: 2009, A. Hicks 75 yards from A. Dalton vs. TCU (L, 7-38)

SCORED ON OVER 70-YARD PASS PLAY:
BYU: 2009, M. Jacobson 79 yards from M. Hall at Wyoming (W, 52-0)
Opp: 2009, A. Hicks 75 yards from A. Dalton vs. TCU (L, 7-38)

A RECEIVER HAD A 150-YARD GAME:
BYU: 2008, A. Collie 155 yards, D. Pitta 175 yards at CSU (W, 45-42)
Opp: 2009, T. Liggett 156 yards vs. CSU (W, 42-23)

A RECEIVER HAD 10 OR MORE RECEPTIONS:
BYU: 2008, A. Collie 11 vs. Arizona (L, 21-31)
Opp: 2009, T. Liggett 11 vs. CSU (W, 42-23)

A QUARTERBACK HAD 25 COMPLETIONS:
BYU: 2009, M. Hall 27 at SDSU (W, 38-28)
Opp: 2009, G. Stucker 30 vs. CSU (W, 42-23)

A QUARTERBACK HAD 40 PASS ATTEMPTS:
BYU: 2008, M. Hall 46 vs. Arizona (L, 21-31)
Opp: 2009, G. Stucker 50 vs. CSU (W, 42-23)

A QB HAD THREE OR MORE TD PASSES:
BYU: 2009, M. Hall 4 at Wyoming (W, 52-0)
Opp: 2009, A. Dalton 3 vs. TCU (L, 7-38)

A WR HAD THREE OR MORE TD RECEPTIONS:
BYU: 2008, A. Collie 3 at CSU (W, 45-42)
Opp: 2007, C. Heinz 3 at Tulsa (L, 55-47)

THERE WAS A 400-YD PASSER:
BYU: 2008, M. Hall 486 vs. Northern Iowa (W, 41-17)
Opp: 2007, P. Smith 454 yds at Tulsa (L, 55-47)

HAD OVER 500 YARDS PASSING:
BYU: 2007, M. Hall 537 yds at Tulsa (L, 55-47)
Opp: 2001, Rolovich 543 Hawai'i (L, 72-45)

DID NOT THROW A TD PASS:
BYU: 2008, at Utah (L, 24-48)
Opp: 2009, at Wyoming (W, 52-0)

HAD LESS THAN 100 YARDS PASSING:
BYU: 2003, vs. Utah 41 yds (L, 3-0)
Opp: 2008, at Air Force (W, 38-24)

THE RUNNING GAME

A RUSHER HAD MORE THAN 30 CARRIES:
BYU: 2005, C. Brown 31 vs. Colorado State (W, 24-14)
Opp: 2003, J. Jones 35 at Notre Dame (L, 33-14)

THERE WAS A 100-YARD RUSHER:
BYU: 2009, H. Unga 123 yards vs. TCU (L, 7-38)
Opp: 2009, T. Jones 108 yards vs. Florida State (L, 28-54)

THERE WERE TWO 100-YARD RUSHERS:
BYU: 2006, C. Brown 148, M. Hague 123 vs. UNLV (W, 52-7)
Opp: 2005, Q. Ganther 131 and B. Ratliff 112 vs. Utah (L, 41-34)

THERE WERE THREE 100-YARD RUSHERS:
BYU: 2001, L. Staley 142, B. Doman 116, B. McDonald 110; vs. Tulane (W, 70-35)

A RUNNING BACK HAD FOUR RUSHING TDS:
BYU: 2005, C. Brown 4 vs. Air Force (W, 62-41)
Opp: 2002, C. Harridge 4 Air Force (L, 52-9)

HAD 300 OR MORE YARDS RUSHING:
BYU: 2007, 311 at San Diego State (W, 48-27)
Opp: 2009, 313 vs. Florida State (L, 28-54)

HAD LESS THAN 100 NET YARDS RUSHING:
BYU: 2009, 28 vs. Oklahoma (W, 14-13)
Opp: 2009, 20 at SDSU (W, 38-28)

THERE WAS A 200-YARD RUSHER:
BYU: 2005, C. Brown 219 vs. Air Force (W, 62-41)
Opp: 2001, Childs (237) Colorado State (W, 56-34)

SCORED ON OVER 50-YARD RUN PLAY:
BYU: 2009, H. Unga 52 yards at UNLV (W, 59-21)

SCORED ON OVER 70-YARD RUN PLAY:
BYU: 2006, M. Hague 87 yards vs. UNLV (W, 52-7)

DEFENSE

INTERCEPTION RETURNED FOR A TD:
BYU: 2008, D. Nixon vs. Wyoming 19 yards (W, 44-0)
Opp: 2009, G. Reid vs. Florida State 63 yards (L, 28-54)

A FUMBLE WAS RETURNED FOR A TD:
BYU: 2009, J. Pendleton at Tulane (W, 54-3)
Opp: 2008, M. Sisson at CSU (W, 45-42)

A SAFETY WAS SCORED:
BYU: 2003, Team vs. Boise State (L, 50-12)
Opp: 2004, at Boise State (L, 28-27)

THERE WAS A SHUTOUT:
BYU: 2009, at Wyoming (W, 52-0)
Opp: 2003, vs. Utah (L, 3-0)

DEFENSE HAD A SHUTOUT IN THE FIRST HALF:
BYU: 2009, at Wyoming (W, 52-0)
Opp: 2008, at TCU (L, 32-7)

A DEFENDER HAD TWO INTERCEPTIONS:
BYU: 2009, S. Johnson at UNLV (W, 59-21)
Opp: 2008, J. Dale at Utah (L, 24-48)

A DEFENDER HAD THREE INTERCEPTIONS:
BYU: 2000, Smith vs. Wyoming (W, 19-7)

MISCELLANEOUS

DEFEATED A RANKED OPPONENT:
BYU: 2009, vs. No. 3 Oklahoma (W, 14-13)
Opp: 2009, vs. TCU (L, 7-38)

DID NOT SCORE A TOUCHDOWN:
BYU: 2005, vs. Boston College (L, 20-3)
Opp: 2009, at Wyoming (W, 52-0)

NO TURNOVERS:
BYU: 2009, at Wyoming (W, 52-0)
Opp: 2009, vs. TCU (L, 7-38)

A TEAM ONLY HAD ONE PENALTY:
BYU: 2003, vs. UNLV (W, 27-20)
Opp: 2006, at Air Force (W, 33-14)

BYU PLAYED TO A SCORELESS TIE:
BYU: 1957 vs. Wyoming

THE LAST TIME OVERTIME WAS PLAYED:
BYU: 2006 at Boston College (L, 30-23)

TEAM WAS AHEAD AT HALF AND LOST:
BYU: 2007, at Tulsa (ahead 34-31, lost 55-47)
Opp: 2009 vs. Oklahoma (ahead 10-7, lost 14-13)

10 OR MORE PENALTIES BY ONE TEAM:
BYU: 2009, 10 vs. Oklahoma (W, 14-13)
Opp: 2009, 10 vs. CSU (W, 42-23)

100+ PENALTY YARDS:
BYU: 2008, 12-123 at Utah State (W, 34-14)
Opp: 2009, 10-117 vs. CSU (W, 42-23)

LOST FOUR OR MORE FUMBLES
BYU: 2008, 4 vs. Northern Iowa (W, 41-17)
Opp: 2001, 4 at Hawaii (L, 72-45)

HAD FIVE OR MORE FUMBLES:
BYU: 2008, 5 vs. Northern Iowa (W, 41-17)
Opp: 2008, 5 vs. Northern Iowa (W, 41-17)

A DEFENDER HAD THREE FUMBLE RECOVERIES:
BYU: 2005, J. Luettgerodt at Wyoming (W, 35-21)

SCORED DOUBLE-DIGITS IN ALL FOUR QUARTERS:
BYU: 2009, at UNLV (W, 59-21)



2009 COUGAR FOOTBALL ROSTER/PRONUNCIATION GUIDE

NO.	PLAYER	POS.	HT.	WT.	YR.	HOMETOWN/LAST SCHOOL
1	Pendleton, Jordan	LB	6-2	228	So.	South Jordan, UT / Bingham HS
4	Chambers, O'Neill	WR	6-2	210	So.	Harmony, FL / Harmony HS
4	Sorensen, Brad	QB	6-4	224	So.	Grand Terrace, CA / SBV College
5	Bradley, Brandon	DB	6-0	200	Jr.	Tallahassee, FL / Lincoln HS
6	Jacobson, McKay	WR	5-11	189	So.	Southlake, TX / Southlake Carroll
7	Logan, Brian	DB	5-6	176	Jr.	Fremont, Calif. / Foothill College
9	Galea'i, Jay	DB	6-0	193	Fr.	Laie, Hawaii / Kahuku HS
9	Hamblin, Josh	QB	6-1	196	Fr.	Orem, UT / Orem HS
10	Di Luigi, JJ	RB	5-9	198	So.	Canyon Country, CA / Canyon HS
11	Tonga, Manase	RB	6-0	238	Sr.	San Mateo, CA / Aragon HS
11	Mangum, Parker	WR	6-4	212	Sr.	Boise, ID / St. Mary's
12	Covey, Stephen	WR	5-11	188	So.	Provo, UT / Timpview HS
13	Mees, Carter	DB	5-11	192	Fr.	St. George, UT / Pine View HS
13	Nelson, Riley	QB	6-0	207	So.	Logan, UT / UT State
15	Hall, Max	QB	6-1	201	Sr.	Mesa, AZ / Arizona State
16	Falslev, JD	WR	5-8	173	Fr.	Logan, UT / Sky View HS
16	Gaskins, Brenden	QB	6-4	215	Sr.	Farmington, NM / Glendale CC
17	Jaussi, Landon	DB	6-5	210	Jr.	Wylie, TX / South. Virginia Univ.
18	Bills, Craig	DB	6-1	209	Fr.	Provo, UT / Timpview HS
19	Marshall, Matt	WR	5-10	171	So.	Salt Lake City, UT / Skyline HS
19	Bateman, Trevor	DB	5-9	178	Fr.	Desert, Calif. / Palm Desert HS
20	Aguirre, Lee	DB	5-9	204	Jr.	El Monte, Calif. / Fullerton College
21	Johnson, Scott	DB	5-11	188	Sr.	Provo, UT / Timpview HS
22	Rich, Andrew	DB	6-3	223	Jr.	Ogden, UT / Snow JC
23	Mathews, Mitch	WR	6-6	202	Fr.	Beaverton, Ore. / Southridge HS
23	Uale, Travis	DB	6-2	195	So.	Hawaii Kai, HI / Kamehameha HS
24	Thomas, Steven	DB	5-11	176	So.	Chino Hills, CA / Chino Hills HS
25	Eason, Corby	DB	5-8	174	So.	Columbus, GA / Erie CC
26	Buckner, Robbie	DB	5-10	175	Fr.	Ashdown, Ark. / Ashdown HS
26	Pili, Jo Jo	RB	5-10	259	Fr.	Orem, UT / Timpanogos HS
27	Morgan, Blake	DB	5-11	189	So.	Greeley, CO / Greeley West HS
28	Heimuli, Anthony	RB	5-11	242	Fr.	Orem, UT / Mountain View HS
29	Ashworth, Luke	WR	6-2	196	Jr.	Provo, UT / Timpview HS
30	Mendenhall, Zeke	DB	5-11	203	Jr.	Alpine, UT / Lone Peak HS
30	Te'o, Malosi	RB	5-10	203	Fr.	Laie, HI / Kahuku HS
31	Holt, Tyler	K/P	5-9	177	So.	Granite Bay, CA / Granite Bay HS
31	Wilson, Richard	TE	6-2	238	Fr.	Spanish Fork, UT / Spanish Fork
32	Footte, David	RB	5-11	212	Fr.	Washington, UT / Pine View HS
32	Pitta, Dennis	TE	6-5	247	Sr.	Moorpark, CA / Moorpark HS
33	Kariya, Bryan	RB	6-0	214	So.	Kaysville, UT / Davis HS
34	Lamb, Tucker	RB	5-9	190	Fr.	Orem, UT / Orem HS
35	Bauman, Matt	LB	6-1	229	Sr.	Salt Lake City, UT / Skyline HS
36	Hague, Mike	RB	5-10	223	So.	Salt Lake City, UT / Brighton HS
37	So'oto, Vic	DL	6-3	265	Sr.	Carlsbad, CA / Carlsbad HS
38	Hansen, Chase	LB	6-2	220	So.	Draper, UT / Snow JC
38	Payne, Mitch	K	6-2	210	Jr.	North Ogden, UT / Weber HS
39	Nelson, Grant	LB	6-3	226	Jr.	Hopewell, PA / Hopewell HS
41	Clawson, Coleby	LB	6-3	234	Sr.	Wales, UT / Snow JC
42	Doman, Shawn	LB	6-2	232	Sr.	Woodburn, OR / Canby HS
42	Maka'afi, Peni	RB	5-10	238	Fr.	Layton, UT / Northridge HS
43	Atkinson, Jordan	LB	6-3	243	Jr.	Martinez, CA / Diablo Valley JC
44	Vansweden, Dan	LB	6-2	232	Sr.	West Point, UT / Northridge HS
45	Unga, Harvey	RB	6-0	237	Jr.	Provo, UT / Timpview HS
46	Tuitama, Masi	LB	6-2	215	Fr.	Oxnard, CA / Pacifica HS
47	Hooks, Terrance	LB	6-1	226	Sr.	Tempe, AZ / Marcos de Niza HS
48	Frazier, Jameson	LB	6-2	201	So.	Draper, UT / Alta HS
49	Wagner, Jadon	DL	6-4	264	So.	Lethbridge, Alberta / LCI
50	Peck, Remington	DL	6-4	240	Fr.	South Jordan, UT / Bingham HS
51	Hunter, Shane	LB	5-10	236	Jr.	Idaho Falls, ID / Snow College
52	Tialavea, Russell	DL	6-3	266	Sr.	Oceanside, CA / Oceanside HS
53	McKenzie, Blake	LB	5-10	201	Fr.	Provo, UT / Timpview HS
54	Freeman, Ryan	OL	6-2	280	So.	Orem, UT / Orem HS
54	Richardson, Jared	LB	5-11	226	Fr.	Idaho Falls, ID / Bonneville HS
55	Ogletree, Brandon	LB	5-11	222	Fr.	McKinney, TX / McKinney HS
57	Putnam, Matt	DL	6-6	255	So.	Brigham City, UT / Box Elder HS
58	Bell, Jeff	LB	6-0	224	Sr.	Williamsburg, VA / Bruton HS
59	Pace, John	DS	6-2	214	Sr.	Yorba Linda, CA / Espenoza HS
59	Winger, Jordan	LB	6-0	213	Fr.	Santa Ana, CA / Foothill HS
60	Brown, Terence	OL	6-3	340	So.	Summerville, SC / Summerville HS
61	Crichton, Tui	OL	6-3	357	Fr.	Provo, UT / Timpview HS
62	Thorson, Marco	OL	6-3	321	So.	Ramona, CA / Ramona HS
64	Willing, R.J.	OL	6-5	308	Sr.	Kahuku, HI / Kamehameha HS
65	Reynolds, Houston	OL	6-2	303	Fr.	Provo, UT / Timpview HS
66	Crawford, Andrew	OL	6-5	284	Fr.	Fairfax, VA / Chantilly HS
70	Reynolds, Matt	OL	6-6	329	So.	Provo, UT / Timpview HS
72	Alletto, Nick	OL	6-6	329	Jr.	Parker, CO / Ponderosa HS
73	Speredon, Jason	OL	6-5	313	Jr.	West Valley City, UT / Granger HS
74	Mulitalo, Ryan	OL	6-2	277	Fr.	West Valley City, UT / Hunger HS
76	Hansen, Braden	OL	6-6	300	Fr.	Sandy, UT / Alta HS
77	Alletto, Terrance	OL	6-3	287	Fr.	Parker, Colo. / Ponderosa HS
78	Vakalahi, Fono	OL	6-3	335	Fr.	Bryan, Texas / Bryan HS
80	Hoffman, Cody	WR	6-4	200	Fr.	Crescent City, Calif. / Del Norte HS
82	Muehlmann, Mike	TE	6-4	227	Fr.	American Fork, UT / Amer. Fork
83	Hafoka, Spencer	WR	6-0	196	So.	Kahuku, HI / Kahuku HS
84	Jorgensen, Jan	DL	6-3	259	Sr.	Helper, UT / Carbon HS
85	Thompson, Brett	WR	6-3	216	Fr.	El Dorado Hills, Calif. / Oak Ridge
86	Peterson, BJ	WR	6-3	206	Jr.	Salt Lake City, UT / Brighton HS
87	Brown, Rhen	WR	5-10	187	Fr.	Summerville, SC / Lone Peak HS
88	George, Andrew	TE	6-5	251	Sr.	Englewood, CO / Cherry Creek HS
89	Brown, Braden	TE	6-6	250	Fr.	Salt Lake City, UT / Highland HS
90	Peterson, Matt	DL	6-5	255	Fr.	Bluffdale, UT / Riverton HS
91	Higham, Mason	DL	6-4	246	Fr.	Idaho Falls, ID / Shelley HS
92	Denney, Brett	DL	6-4	260	Sr.	Thornton, CO / Legacy HS
93	Edwards, Matthew	TE	6-3	206	So.	Salt Lake City, UT / Woods Cross
94	Richardson, Jordan	DL	6-3	275	Fr.	Idaho Falls, ID / Bonneville HS
96	Fisher, Steven	DL	6-4	252	So.	Orem, UT / Timpanogos HS
97	Hola, Tevita	DL	6-1	309	Sr.	West Valley City, UT / Snow JC
98	Fuga, Romney	DL	6-1	295	So.	Huntington Beach, Calif. / Edison
99	Stephenson, Riley	K/P	6-0	183	Fr.	St. George, UT / Pine View HS

HOW DO YOU SAY THAT? (PRO-NUN-SEE-A-SHUN GUY-D)

Name	Pronunciation
Lee Aguirre.....	uh-GIR-ree
Matt Bauman.....	BOW-man (rhymes with wow)
Tui Crichton.....	TOO-ee cry-tuhn
J.J. DiLuigi.....	dee-loo-EE-jee
Romney Fuga.....	foo-gah
Jay Galea'i.....	dray nah-lay-ah-ee
Spencer Hafoka.....	hah-foe-kah
Mike Hague.....	hay-gh
Anthony Heimuli.....	hay-MOO-lee
Tevita Hola.....	teh-VEE-tah hoh-lah
Landon Jaussi.....	yow-see
Bryan Kariya.....	kah-ree-yah
Peni Maka'afi.....	beh-nee mah-kah-ah-fee
Ryan Mulitalo.....	moo-lee-tah-low
JoJo Pili.....	pee-lee
Dennis Pitta.....	PIT-uh
Vic So'oto.....	soh-OH-toe
Malosi Te'o.....	mah-low-see teh-oh
Russell Tialavea.....	tee-ah-lah-VAY-ah
Manase Tonga.....	mah-NAH-say toh-ng-ah
Masi Tuitama.....	mah-see too-ee-tah-mah
Travis Uale.....	oo-ah-leh



2009 COUGAR FOOTBALL DEPTH CHART

OFFENSE

POS	NO.	NAME	HT.	WT.	YR.	HOMETOWN/LAST SCHOOL
WR	4	Chambers, O'Neill	6-2	210	So.	Harmony, FL / Harmony HS
-or-	83	Hafoka, Spencer	6-0	196	So.	Kahuku, HI / Kahuku HS
WR	6	Jacobson, McKay	5-11	189	So.	Southlake, TX / Southlake Carroll
-or-	29	Ashworth, Luke	6-2	196	Jr.	Provo, UT / Timpview HS
TE	32	Pitta, Dennis	6-5	247	Sr.	Moorpark, CA / Moorpark HS
-or-	88	George, Andrew	6-5	251	Sr.	Englewood, CO / Cherry Creek HS
LT	70	Reynolds, Matt	6-6	329	So.	Provo, UT / Timpview HS
	76	Hansen, Braden	6-6	300	Fr.	Sandy, UT / Alta HS
LG	76	Hansen, Braden	6-6	300	Fr.	Sandy, UT / Alta HS
	62	Thorson, Marco	6-3	321	So.	Ramona, CA / Ramona HS
C	64	Willing, R.J.	6-5	308	Sr.	Kahuku, HI / Kamehameha HS
	62	Thorson, Marco	6-3	321	So.	Ramona, CA / Ramona HS
RG	60	Brown, Terence	6-3	340	So.	Summerville, SC / Summerville HS
	54	Freeman, Ryan	6-2	280	So.	Orem, UT / Orem HS
RT	72	Alletto, Nick	6-6	329	Jr.	Parker, CO / Ponderosa HS
	60	Brown, Terence	6-3	340	So.	Summerville, SC / Summerville HS
QB	15	Hall, Max	6-1	201	Sr.	Mesa, AZ / Arizona State
	13	Nelson, Riley	6-0	207	So.	Logan, UT / UT State
RB	11	Tonga, Manase	6-0	238	Sr.	San Mateo, CA / Aragon HS
	33	Kariya, Bryan	6-0	214	So.	Kaysville, UT / Davis HS
RB	45	Unga, Harvey	6-0	237	Jr.	Provo, UT / Timpview HS
	10	Di Luigi, JJ	5-9	198	So.	Canyon Country, CA / Canyon HS

DEFENSE

POS	NO.	NAME	HT.	WT.	YR.	HOMETOWN/LAST SCHOOL
LE	92	Denney, Brett	6-4	260	Sr.	Thornton, CO / Legacy HS
	57	Putnam, Matt	6-6	255	So.	Brigham City, UT / Box Elder HS
NT	52	Tialavea, Russell	6-3	266	Sr.	Oceanside, CA / Oceanside HS
-or-	98	Fuga, Romney	6-1	295	So.	Huntington Beach, Calif. / Edison
RE	84	Jorgensen, Jan	6-3	259	Sr.	Helper, UT / Carbon HS
	37	So'oto, Vic	6-3	265	Sr.	Carlsbad, CA / Carlsbad HS
SLB	1	Pendleton, Jordan	6-2	228	So.	South Jordan, UT / Bingham HS
-or-	39	Nelson, Grant	6-3	226	Jr.	Hopewell, PA / Hopewell HS
MLB	35	Bauman, Matt	6-1	229	Sr.	Salt Lake City, UT / Skyline HS
	55	Ogletree, Brandon	5-11	222	Fr.	McKinney, TX / McKinney HS
BLB	42	Doman, Shawn	6-2	232	Sr.	Woodburn, OR / Canby HS
-or-	47	Hooks, Terrance	6-1	226	Sr.	Tempe, AZ / Marcos de Niza HS
WLB	41	Clawson, Coleby	6-3	234	Sr.	Wales, UT / Snow JC
	43	Atkinson, Jordan	6-3	243	Jr.	Martinez, CA / Diablo Valley JC
FC	7	Logan, Brian	5-6	176	Jr.	Fremont, Calif. / Foothill College
	25	Eason, Corby	5-8	174	So.	Columbus, GA / Erie CC
BC	5	Bradley, Brandon	6-0	200	Jr.	Tallahassee, FL / Lincoln HS
	20	Aguirre, Lee	5-9	204	Jr.	El Monte, Calif. / Fullerton College
KAT	22	Rich, Andrew	6-3	223	Jr.	Ogden, UT / Snow JC
	23	Uale, Travis	6-2	195	So.	Hawaii Kai, HI / Kamehameha HS
FS	21	Johnson, Scott	5-11	188	Sr.	Provo, UT / Timpview HS
	18	Bills, Craig	6-1	209	Fr.	Provo, UT / Timpview HS

SPECIAL TEAMS

POS	NO.	NAME	HT.	WT.	YR.	HOMETOWN/LAST SCHOOL
K	38	Payne, Mitch	6-2	210	Jr.	North Ogden, UT / Weber HS
-or-	99	Stephenson, Riley	6-0	183	Fr.	St. George, UT / Pine View HS
P	99	Stephenson, Riley	6-0	183	Fr.	St. George, UT / Pine View HS
	31	Holt, Tyler	5-9	177	So.	Granite Bay, CA / Granite Bay HS
DS	59	Pace, John	6-2	214	Sr.	Yorba Linda, CA / Espenoza HS
	41	Clawson, Coleby	6-3	234	Sr.	Wales, UT / Snow JC
H	19	Marshall, Matt	5-10	171	So.	Salt Lake City, UT / Skyline HS
KR	4	Chambers, O'Neill	6-2	210	So.	Harmony, FL / Harmony HS
-or-	6	Jacobson, McKay	5-11	189	So.	Southlake, TX / Southlake Carroll
PR	4	Chambers, O'Neill	6-2	210	So.	Harmony, FL / Harmony HS
	83	Hafoka, Spencer	6-0	196	So.	Kahuku, HI / Kahuku HS



2009 COUGAR FOOTBALL STARTERS/TEAM STATS

GAME-BY-GAME STARTERS

OFFENSIVE STARTERS

GAME	QB	WR	WR	RB	TE/RB	TE	LT	LG	C	RG	RT
Oklahoma	Hall	Chambers	Jacobson	Tonga	George	Pitta	M. Reynolds	B. Hansen	Willing	T. Brown	N. Alletto
Tulane	Hall	Chambers	Jacobson	Tonga	Unga	Pitta	M. Reynolds	B. Hansen	Willing	T. Brown	N. Alletto
Florida State	Hall	Chambers	Jacobson	Tonga	Unga	Pitta	M. Reynolds	B. Hansen	Willing	T. Brown	N. Alletto
Colorado State	Hall	Chambers	Jacobson	Tonga	Unga	Pitta	M. Reynolds	B. Hansen	Willing	T. Brown	N. Alletto
Utah State	Hall	Hafoka	Ashworth	Tonga	George	Pitta	M. Reynolds	B. Hansen	Willing	T. Brown	N. Alletto
UNLV	Hall	Chambers	Ashworth	Unga	George	Pitta	M. Reynolds	B. Hansen	Willing	T. Brown	N. Alletto
San Diego State	Hall	Hafoka	Ashworth	Kariya	Unga	Pitta	M. Reynolds	B. Hansen	Willing	T. Brown	N. Alletto
TCU	Hall	Chambers	Ashworth	Tonga	Unga	Pitta	M. Reynolds	B. Hansen	Willing	T. Brown	N. Alletto
Wyoming	Hall	Chambers	Jacobson	Tonga	Unga	Pitta	M. Reynolds	B. Hansen	Willing	T. Brown	N. Alletto

DEFENSIVE STARTERS

GAME	LE	NT	RE	SLB	MLB	BLB	WLB	FC	FS	KAT	BC
Oklahoma	Denney	Tialavea	Jorgensen	Pendleton	Bauman	Doman	Clawson	Logan	Johnson	Rich	Bradley
Tulane	Denney	Tialavea	Jorgensen	G. Nelson	Bauman	Doman	Clawson	Logan	Johnson	Rich	Bradley
Florida State	Denney	Tialavea	Jorgensen	Pendleton	Bauman	Doman	Clawson	Logan	Bills	Rich	Bradley
Colorado State	Denney	Fuga	Jorgensen	G. Nelson	Hooks	Doman	Clawson	Logan	Johnson	Rich	Bradley
Utah State	Denney	Fuga	Jorgensen	G. Nelson	Bauman	Doman	Clawson	Buckner	Johnson	Rich	Bradley
UNLV	Denney	Fuga	Jorgensen	Pendleton	Bauman	Doman	Clawson	Logan	Johnson	Rich	Bradley
San Diego State	Denney	Fuga	Jorgensen	Pendleton	Bauman	Doman	Clawson	Logan	Johnson	Rich	Bradley
TCU	Denney	Fuga	Jorgensen	Pendleton	Bauman	Hooks	Clawson	Logan	Johnson	Rich	Bradley
Wyoming	Denney	Tialavea	Jorgensen	Pendleton	Bauman	Doman	Clawson	Logan	Johnson	Rich	Bradley

BYU TEAM STATISTICS

DATE	OPPONENT	SCORE	RECORD	CONF. RECORD	TIME	ATTENDANCE
Sept. 5, 2009	vs. No. 3 Oklahoma	14-13	1-0	0-0	3:16	75,437
Sept. 12, 2009	at Tulane	54-3	2-0	0-0	3:00	26,224
Sept. 19, 2009	Florida State	28-54	2-1	0-0	3:04	64,209
Sept. 26, 2009	Colorado State	42-23	3-1	1-0	3:14	64,091
Oct. 2, 2009	Utah State	35-17	4-1	1-0	2:59	64,103
Oct. 10, 2009	at UNLV	59-21	5-1	2-0	2:53	25,597
Oct. 17, 2009	at San Diego State	38-28	6-1	3-0	3:16	30,258
Oct. 24, 2009	No. 8 TCU	7-38	6-2	3-1	2:47	64,641
Nov. 7, 2009	at Wyoming	52-0	7-2	4-1	2:45	19,201



2009 COUGAR FOOTBALL

OFFENSIVE SEASON/CAREER HIGHS

INDIVIDUAL 2009 SEASON AND CAREER HIGHS

RUSHING					
NO.	NAME	CARRIES	YARDS	TOUCHDOWNS	LONG
4	O'Neill Chambers Career:	1 (Tulane) same	8 (Tulane) same	-- --	8 (Tulane) same
10	JJ DiLuigi Career:	12 (Tulane) same	71 (Tulane) same	2 (Tulane) same	38 (UNLV) same
11	Manase Tonga Career:	7 (Utah State) 13 (UNM 2007)	31 (Utah State) 54 (UNM 2007)	1 (USU/Wyoming) 2 (UNM 2007)	13 (UNLV) 19 (Boston College 2006)
13	Riley Nelson Career:	10 (Wyoming) same	71 (Wyoming) same	1 (Tulane/UNLV/Wyoming) same	17 (Wyoming) same
15	Max Hall Career:	14 (San Diego State) same	47 (San Diego State) same	1 (CSU/SDSU) 1 (seven times)	20 (San Diego State) 31 (UNLV 2008)
26	JoJo Pili Career:	2 (UNLV) same	6 (UNLV) same	1 (UNLV) same	5 (UNLV) same
28	Anthony Heimuli Career:	1 (Tulane) same	4 (Tulane) same	-- --	4 (Tulane) same
29	Luke Ashworth Career:	1 (San Diego State) same	6 (San Diego State) same	-- --	6 (San Diego State) same
33	Bryan Kariya Career:	17 (Oklahoma) same	63 (Tulane) same	1 (Tulane/Wyoming) 1 (three times)	15 (Oklahoma) 16 (Arizona 2008)
34	Tucker Lamb Career:	2 (Tulane) same	9 (Tulane) same	-- --	6 (Tulane) same
36	Mike Hague Career:	4 (Tulane) 9 (UNLV 2006)	15 (Tulane) 123 (UNLV 2006)	-- 1 (UNLV 2006)	8 (Tulane) 87 (UNLV 2006)
45	Harvey Unga Career:	26 (San Diego State) same	149 (UNLV) 177 (UNLV 2007)	3 (CSU/UNLV) 3 (three times)	52 (UNLV) same

RECEIVING					
NO.	NAME	RECEPTIONS	YARDS	TOUCHDOWNS	LONG
4	O'Neill Chambers Career:	5 (Florida State) same	70 (Colorado State) same	-- 1 (UNLV 2008)	37 (Colorado State) same
6	McKay Jacobson Career:	4 (Oklahoma) same	111 (Florida State) same	1 (four times) 2 (UNLV 2006)	80 (Florida State) same
10	JJ Di Luigi Career:	5 (Wyoming) same	94 (Wyoming) same	2 (Wyoming) same	44 (Wyoming) same
11	Manase Tonga Career:	5 (UNLV) 6 (Air Force 2007)	62 (UNLV) 69 (Air Force 2007)	1 (Florida State/Wyoming) 1 (three times)	24 (UNLV) 25 (Wyoming 2007)
28	Anthony Heimuli Career:	1 (Tulane) same	5 (Tulane) same	-- --	5 (Tulane) same
29	Luke Ashworth Career:	5 (Utah State) same	91 (Utah State) same	1 (Utah State) same	48 (Utah State) same
32	Dennis Pitta Career:	7 (Oklahoma) 12 (CSU 2008)	90 (Oklahoma) 213 (Northern Iowa 2008)	2 (Utah State) 2 (four times)	35 (UNLV) 46 (UNI 2008)
33	Bryan Kariya Career:	4 (Oklahoma) same	76 (Oklahoma) same	1 (Tulane/SDSU) same	49 (Oklahoma) same
36	Mike Hague Career:	-- 1 (SDSU 2006)	-- 4 (SDSU 2006)	-- --	-- 4 (SDSU 2006)
45	Harvey Unga Career:	2 (SDSU/TCU) 9 (Arizona 2007)	37 (San Diego State) 127 (Arizona 2007)	1 (TCU) 2 (UCLA 2008)	28 (San Diego State) 53 (CSU 2007)
83	Spencer Hafoka Career:	3 (TCU) same	31 (TCU) same	-- --	24 (Colorado State) same
85	Brett Thompson Career:	2 (UNLV/TCU) same	52 (UNLV) same	-- --	46 (UNLV) same
88	Andrew George Career:	4 (San Diego State) 5 (Air Force 2008)	75 (San Diego State) same	1 (Oklahoma/SDSU) 2 (New Mexico 2008)	34 (UNLV) same

PASSING						
NO.	NAME	ATTEMPTS	COMPLETIONS	YARDS	TOUCHDOWNS	LONG
13	Riley Nelson Career:	5 (TCU) same	3 (Florida State) same	59 (Florida State) same	1 (Florida State) same	31 (Florida State) same
15	Max Hall Career:	39 (San Diego State) 57 (Tulsa 2007)	27 (San Diego State) 34 (two times)	346 (San Diego State) 537 (Tulsa 2007)	4 (Wyoming) 7 (UCLA 2008)	80 (Florida State) same



2009 COUGAR FOOTBALL

DEFENSIVE & SPECIAL TEAMS SEASON/CAREER HIGHS

INDIVIDUAL 2009 SEASON AND CAREER HIGHS (CONT'D)

TACKLES							
NO.	NAME	UT	AT	TT	TFL	INT	SACKS
1	Jordan Pendleton Career:	4 (Florida State) same	3 (TCU) same	6 (FSU/TCU) same	1 (FSU/UNLV) same	1 (UNLV) 1 (Wyoming 2008)	-- --
5	Brandon Bradley Career:	9 (Florida State) same	3 (TCU) same	10 (Florida State) same	-- --	-- --	-- --
7	Brian Logan Career:	8 (Florida State) same	5 (Colorado State) same	11 (Florida State) same	-- --	1 (Tul/CSU/Wyo) same	-- --
18	Craig Bills Career:	4 (UNLV) same	4 (Florida State) same	6 (Florida State) same	-- --	1 (Tulane/Wyo) same	-- --
20	Lee Aguirre Career:	4 (Wyoming) same	1 (TCU) same	4 (Wyoming) same	-- --	-- --	-- --
21	Scott Johnson Career:	10 (Colorado State) same	3 (Utah State) 8 (New Mexico 2008)	12 (Colorado State) same	1 (CSU/TCU) 1 (four times)	2 (UNLV) same	-- --
22	Andrew Rich Career:	6 (CSU/SDSU) same	8 (TCU) same	11 (TCU) same	1 (Oklahoma/USU) same	1 (Colorado State) 1 (two times)	-- --
26	Robbie Buckner Career:	4 (Utah State) same	-- --	4 (Utah State) same	-- --	-- --	-- --
27	Blake Morgan Career:	2 (three times) 2 (four times)	2 (Wyoming) same	4 (Wyoming) same	-- --	-- --	-- --
35	Matt Bauman Career:	6 (Utah State) 9 (Utah 2008)	7 (TCU) 9 (UNLV 2008)	7 (Utah State/TCU) 13 (UNLV 2008)	1 (UNLV) 2 (Utah State 2008)	-- --	-- 1 (three times)
37	Vic So'oto Career:	2 (Tulane) 3 (UNI 2008)	1 (four times) 2 (UNI 2008)	2 (three times) same	2 (Tulane) same	-- --	1 (CSU) same
39	Grant Nelson Career:	3 (Tulane) same	3 (Wyoming) same	4 (Tulane/Wyoming) same	2 (Tulane) same	-- --	2 (Tulane) same
41	Coleby Clawson Career:	4 (FSU/CSU) same (three times)	6 (Utah State) 6 (two times)	9 (Colorado State) same	2 (UNLV) 2.5 (UNI 2008)	-- --	2 (UNLV) 2 (two times)
42	Shawn Doman Career:	3 (Tulane/TCU) 5 (SDSU 2007)	6 (Colorado State) 8 (TCU 2008)	8 (Colorado State) 11 (TCU 2008)	1 (USU/Wyoming) 1 (UCLA 2007)	-- --	1 (Utah State) --
43	Jordan Atkinson Career:	1 (three times) same	1 (Utah State/UNLV) --	2 (UNLV) same	-- --	-- --	-- --
47	Terrance Hooks Career:	5 (Florida State) same	5 (Utah State) same	9 (Utah State) same	1 (Oklahoma/USU) same	-- --	1 (Oklahoma) same
51	Shane Hunter Career:	2 (UNLV) same	2 (Utah State) same	2 (three times) same	-- --	-- --	-- --
52	Russell Tialavea Career:	1 (Oklahoma) 3 (two times)	2 (TCU) 2 (seven times)	2 (Oklahoma/TCU) 4 (three times)	.5 (Tulane) 2 (Oregon 2006)	-- --	-- 1 (Oregon 2006)
55	Brandon Ogletree Career:	2 (Tulane/FSU/CSU) --	3 (Florida State) same	5 (Florida State) same	-- --	-- --	-- --
57	Matt Putnam Career:	1 (USU/Wyoming) 4 (Utah State 2008)	1 (Utah State/TCU) 3 (Wyoming 2008)	2 (Utah State) 4 (Utah State 2008)	1 (Wyoming) 1 (three times)	-- 1 (UCLA 2008)	1 (Wyoming) 1 (three times)
58	Jeff Bell Career:	1 (UNLV/SDSU) 1 (four times)	1 (Oklahoma/UNLV) same	2 (UNLV) same	-- 1 (Wyoming 2008)	-- --	-- 1 (Wyo. 2008)
84	Jan Jorgensen Career:	5 (Oklahoma) same (three times)	5 (USU/Wyoming) 10 (UNM 2008)	8 (Utah State) 13 (CSU 2007)	1.5 (Wyoming) 3 (three times)	-- --	1.5 (Wyoming) 3 (CSU 2007)
92	Brett Denney Career:	3 (Oklahoma/TCU) 6 (Utah State 2008)	2 (three times) 2 (five times)	5 (Wyoming) 6 (Utah State 2008)	1 (Utah State/TCU) 4 (Utah State 2008)	-- --	1 (USU/TCU) 1 (six times)
97	Tevita Hola Career:	1 (Tulane) same	1 (Utah State) same	1 (Tulane/USU) same	-- --	-- --	-- --
98	Romney Fuga Career:	4 (San Diego State) same	6 (Colorado State) same	9 (Colorado State) same	2 (Colorado State) same	-- --	1 (CSU) same

KICK RETURNS		PUNT RETURNS		FIELD GOALS	
NO.	NAME	LONG	NO.	NAME	LONG
4	O'Neill Chambers Career:	97 (UNLV) same	4	O'Neill Chambers Career:	17 (San Diego State) same
6	McKay Jacobson Career:	16 (Oklahoma) 32 (Boston College 2006)	6	McKay Jacobson Career:	2 (Oklahoma) 77 (Wyoming 2006)
10	JJ Di Luigi Career:	38 (Utah State) same	83	Spencer Hafoka Career:	14 (San Diego State) 21 (CSU 2008)
24	Steven Thomas Career:	22 (Oklahoma) same			
83	Spencer Hafoka Career:	18 (Utah State) same			

PUNTS			
NO.	NAME	#	YARDS
99	Riley Stephenson Career:	6 (TCU) same	282 (TCU) same



2009 COUGAR FOOTBALL RECORD WATCH

RECORDS TO WATCH

As the season continues, several current BYU and MWC records are in jeopardy of getting broken. Below is a list of records to keep an eye on throughout the season.

	RECORD TO WATCH	ACTUAL	CURRENT HOLDER	CURRENT RECORD	DIFFERENCE
Max Hall	BYU Career Passing Completions	818	Ty Detmer (1988-91)	958	-140
	MWC Career Total Offensive Yards	10,537	John Beck (2003-06)	11,060	-523
	MWC Career Passing Attempts	1,203	John Beck (2003-06)	1,418	-215
	MWC Career Passing Completions	818	John Beck (2003-06)	885	-67
	MWC Career Passing Yards	10,348	John Beck (2003-06)	11,021	-673
	MWC Career Passing Touchdowns	82	John Beck (2003-06)	79	+3
	MWC Most 400-Yard Passing Games	2	John Beck (2003-06)	3	-1
	MWC Most 300-Yard Passing Games	18	John Beck (2003-06)	17	+1
Jan Jorgensen	MWC Career Tackles for Loss	39.5	Chase Ortiz (2005-07)	41.5	-2.0
Dennis Pitta	BYU Career Tight End Receiving Yards	2,640	Gordon Hudson (1980-83)	2,484	+156
	BYU Career Tight End Receptions	200	Gordon Hudson (1980-83)	178	+22
Harvey Unga	BYU Career Rushing Yards	3,151	Curtis Brown (2002, 2004-06)	3,221	-70
	BYU Career Rush Attempts	627	Curtis Brown (2002, 2004-06)	641	-14

REWRITING THE RECORD BOOKS

As the 2008 regular season came and went, so did numerous BYU and MWC team and individual records. Below is a list of Cougars who have helped rewrite the record books last year.

	RECORD BROKEN	NEW RECORD	PRIOR HOLDER	PREV. RECORD	DIFFERENCE
O'Neill Chambers	BYU Kickoff Returns in a Season	35	Mike Rigell (2001)	33	0
	MWC Kickoff Returns in a Season	35	Mike Rigell (2001)	33	0
Austin Collie	BYU Receiving Yards in a Season	1,538	Andy Boyce (1990)	1,241	+297
	BYU Career Receiving Yards	3,255	Eric Drage (1990-93)	3,064	+191
	BYU Career Receiving Touchdowns	30	Eric Drage (1990-93)	29	+1
	BYU Career Receptions	215	Matt Bellini (1987-90)	204	+11
	BYU Receiving Touchdowns in a Season	15	Clay Brown (1980)	15	0
	BYU Receptions in a Season	106	Jay Miller (1973)	100	+6
	MWC Receiving Touchdowns in a Season	15	JR Tolver (2002)	13	+2
	MWC Career Receiving Touchdowns	30	Jovon Bouknight (2002-05)	29	+1
	MWC Receiving Yards in a Season (MWC Only)	1,023	Jovon Bouknight (2005)	971	+52
	MWC Most 100-Yard Receiving Games in a Season	11	Osgood (2002)/Tolber (2002)	8	+3
	MWC Most Career 100-Yard Receiving Games	17	JR Tolver (1999-2002)	13	+4
	MWC Consecutive 100-Yard Receiving Games	11	JR Tolver (2002)	5	+6
	MWC Receiving Yards for a Junior	1,538	Reno Mahe (2001)	1,211	+327
	MWC All Purpose Yards as a Junior	2,112	Luke Staley (2001)	2,018	+94
MWC Receiving Touchdowns in a Season (MWC Only)	10	Jonny Harline (2006)	10	0	
Max Hall	Edwards Stadium Passing Touchdowns in a Game	7 vs. UCLA	Sarkisian ('96)/McMahon ('80)/Young ('83)/Bosco ('84)	6	+1
	BYU Passing Touchdowns in a Game	7 vs. UCLA	Wilson (CSU '77)/McMahon (CSU '81)	7	0
	BYU Passing Touchdowns in a Half	6 vs. UCLA	Wilson ('77)/Bosco('84)/Sheide ('73)	5	+1
	MWC Passing Touchdowns in a Game	7 vs. UCLA	Several Tied	5	+2
	MWC Passing Touchdowns in a Season	35	Brandon Doman (2001)	33	+2
	MWC Total Offensive Yards for a Junior	4,072	John Beck (2005)	3,770	+302
	MWC 300-Yard Passing Games in a Season	7	Beck ('05)/Bramlet ('01)/Feterik ('99)	7	0
	MWC Leading Passer as a Junior	3,957	John Beck (2005)	3,709	+248
Jan Jorgensen	MWC Career Sacks	26.0	Tuohy (2004-07)/Ortiz (2005-07)	20.5	+5.5
David Nixon	MWC Career Tackles for Loss	43	Chase Ortiz (2005-07)	41.5	+1.5
Dennis Pitta	BYU Receptions by a Tight End in a Season	83	Chris Smith (1990)	68	+15
Team	BYU Consecutive Undefeated Home Seasons	3	1990-91; 1983-84; 1979-80	2	+1
	MWC Passing Touchdowns in a Game	7	Several Tied	5	+2
	MWC Consecutive Conference Home Wins	13	Utah (11/15/03-9/22/05)	6	+7
	MWC Consecutive Home Wins	18	BYU (10/26/00-10/19/02)	10	+8
	MWC Shutouts in a Season (all games)	2	TCU ('07)/SDSU ('03)/Utah ('03)	2	0
MWC Consecutive Quarters Holding Opponents Scoreless	11	Utah (11/15/03-9/2/04)	11	0	

Bold denotes current increasing record



2009 COUGAR FOOTBALL GAME-BY-GAME

GAME 1 - SEPTEMBER 5, 2009 NO. 3 OKLAHOMA VS. NO. 20 BYU COWBOYS STADIUM - ARLINGTON, TEXAS

Score by Quarters 1 2 3 4 Score

BYU..... 0 7 0 7 - 14 Record: (1-0)
Oklahoma..... 7 3 0 3 - 13 Record: (0-1)

Scoring Summary:

1st 04:56 OU - Broyles, Ryan 8 yd pass from Bradford, Sam (Stevens, Jimmy kick), 6-35 2:18, BY 0 - OU 7
2nd 01:25 BY - GEORGE, Andrew 5 yd pass from HALL, Max (PAYNE, Mitch kick), 5-63 2:47, BY 7 - OU 7
00:02 OU - Stevens, Jimmy 35 yd field goal, 6-52 1:18, BY 7 - OU 10
4th 11:47 OU - Stevens, Jimmy 22 yd field goal, 9-22 3:43, BY 7 - OU 13
03:03 BY - JACOBSON, McKay 7 yd pass from HALL, Max (PAYNE, Mitch kick), 16-78 8:38, BY 14 - OU 13

	BY	OU
FIRST DOWNS.....	17	15
RUSHES-YARDS (NET).....	33-28	31-118
PASSING YDS (NET).....	329	147
Passes Att-Comp-Int.....	38-26-2	26-16-0
TOTAL OFFENSE PLAYS-YARDS.....	71-357	57-265
Fumble Returns-Yards.....	0-0	0-0
Punt Returns-Yards.....	2-3	2-6
Kickoff Returns-Yards.....	4-61	2-27
Interception Returns-Yards.....	0-0	2-19
Punts (Number-Avg).....	5-39.6	7-44.4
Fumbles-Lost.....	3-2	3-2
Penalties-Yards.....	10-87	12-93
Possession Time.....	37:02	22:58
Third-Down Conversions.....	8 of 17	2 of 11
Fourth-Down Conversions.....	1 of 1	0 of 0
Red-Zone Scores-Chances.....	2-3	3-4
Sacks By: Number-Yards.....	1-1	4-19

RUSHING: BY-KARIYA, Bryan 17-42; DI LUIGI, JJ 1-4; TONGA, Manase 6-3; HALL, Max 6-minus 8; TEAM 3-minus 13. Oklahoma-Brown, Chris 14-59; Murray, DeMarco 10-58; Broyles, Ryan 1-5; Calhoun, Jermie 1-3; Clapp, Matt 1-1; Madu, Mossis 1-minus 2; Jones, Landry 3-minus 6.

PASSING: BY-HALL, Max 26-38-2-329. Oklahoma-Bradford, Sam 10-14-0-96; Jones, Landry 6-12-0-51.

RECEIVING: BY-PITTA, Dennis 7-90; KARIYA, Bryan 4-76; JACOBSON, McKay 4-69; CHAMBERS, O'Nei 4-48; GEORGE, Andrew 3-26; DI LUIGI, JJ 3-18; TONGA, Manase 1-2. Oklahoma-Caleb, Brandon 4-57; Broyles, Ryan 4-26; Tennell, Adron 2-20; Miller, Dejuan 2-14; Murray, DeMarco 2-10; Ratterree, T. 1-12; Brown, Chris 1-8.

INTERCEPTIONS: BY-None. Oklahoma-Reynolds, Ryan 1-22; Clayton, Keenan 1-minus 3.

FUMBLES: BY-TEAM 1-1; CHAMBERS, O'Nei 1-1; KARIYA, Bryan 1-0. Oklahoma-Broyles, Ryan 1-1; Jones, Landry 1-0; Murray, DeMarco 1-1.

SACKS (UA-A): BY-HOOKS, Terrance 1-0. Oklahoma-English, Auston 1-0; Taylor, Adrian 1-0; Nelson, Jonatha 1-0; Reynolds, Ryan 1-0.

TACKLES (UA-A): BY-BRADLEY, Brando 6-2; JORGENSEN, Jan 5-0; HOOKS, Terrance 4-1; RICH, Andrew 4-1; LOGAN, Brian 4-0; DENNEY, Brett 3-1; PENDLETON, Jord 2-2; DOMAN, Shawn 1-4; JOHNSON, Scott 2-1; BAUMAN, Matt 2-0; MORGAN, Blake 2-0; SO'OTO, Vic 1-1; TIALAVEA, Russe 1-1; BILLS, Craig 1-0; REYNOLDS, Matt 1-0; FUGA, Romney 1-0; PITTA, Dennis 1-0; CLAWSON, Coleby 1-0; BELL, Jeff 0-1; OGLETREE, Brand 0-1.

GAME 2 - SEPTEMBER 12, 2009 NO. 9 BYU AT TULANE LOUISIANA SUPERDOME - NEW ORLEANS, LA

Score by Quarters 1 2 3 4 Score

BYU..... 3 17 14 20 - 54 Record: (2-0)
Tulane..... 0 3 0 0 - 3 Record: (0-2,1-0)

Scoring Summary:

1st 06:23 BY - PAYNE, Mitch 31 yd field goal, 10-45 4:48, BY 3 - TLN 0
2nd 14:15 BY - PAYNE, Mitch 20 yd field goal, 13-86 4:45, BY 6 - TLN 0
06:03 TLN - THEVENOT, R. 29 yd field goal, 16-56 8:12, BY 6 - TLN 3
03:28 BY - KARIYA, Bryan 1 yd run (PAYNE, Mitch kick), 6-67 2:35, BY 13 - TLN 3
00:25 BY - KARIYA, Bryan 12 yd pass from HALL, Max (PAYNE, Mitch kick), 7-38 2:53, BY 20 - TLN 3
3rd 06:24 BY - DI LUIGI, JJ 3 yd run (PAYNE, Mitch kick), 13-89 4:59, BY 27 - TLN 3
03:02 BY - JACOBSON, McKay 38 yd pass from HALL, Max (PAYNE, Mitch kick), 5-80 1:07, BYU 34 - TLN 3
4th 13:07 BY - DI LUIGI, JJ 1 yd run (PAYNE, Mitch kick failed), 9-73 3:30, BY 40 - TLN 3
11:47 BY - PENDLETON, J. 12 yd fumble recovery (PAYNE, Mitch kick), BY 47 - TLN 3
08:15 BY - NELSON, Riley 1 yd run (PAYNE, Mitch kick), 5-19 2:00, BY 54 - TLN 3

	BY	TLN
FIRST DOWNS.....	35	9
RUSHES-YARDS (NET).....	45-206	24-37
PASSING YDS (NET).....	321	125
Passes Att-Comp-Int.....	34-26-1	28-20-2
TOTAL OFFENSE PLAYS-YARDS.....	79-527	52-162
Fumble Returns-Yards.....	1-12	0-0
Punt Returns-Yards.....	0-0	0-0
Kickoff Returns-Yards.....	2-45	8-149
Interception Returns-Yards.....	2-37	1-1
Punts (Number-Avg).....	0-0.0	5-37.0
Fumbles-Lost.....	0-0	2-2
Penalties-Yards.....	5-47	10-102
Possession Time.....	33:40	26:20
Third-Down Conversions.....	6 of 9	4 of 12
Fourth-Down Conversions.....	0 of 1	0 of 0
Red-Zone Scores-Chances.....	7-7	1-1
Sacks By: Number-Yards.....	3-19	0-0

RUSHING: BY-DI LUIGI, JJ 12-71; KARIYA, Bryan 12-63; UNGA, Harvey 3-17; HALL, Max 3-15; HAGUE, Mike 4-15; LAMB, Tucker 2-9; CHAMBERS, O. 1-8; TONGA, Manase 2-7; HEIMULI, A. 1-4; NELSON, Riley 2-2; TEAM 3-minus 5. TLN-ANDERSON, A. 12-36; JASON, P. 4-15; WILLIAMS, J. 2-4; WILLIAMS, A. 2-minus 1; KEMP, J. 4-minus 17.

PASSING: BY-HALL, Max 24-32-1-309; NELSON, Riley 2-2-0-12. TLN-KEMP, J. 14-19-1-101; MOORE, K. 4-6-1-10; GRIFFIN, R. 2-2-0-14; WILLIAMS, J. 0-1-0-0.

RECEIVING: BY-PITTA, Dennis 4-47; CHAMBERS, O. 4-38; JACOBSON, McKay 3-79; ASH-WORTH, Luke 3-49; GEORGE, Andrew 2-28; KARIYA, Bryan 2-23; HAFOKA, Spencer 2-19; DI LUIGI, JJ 2-16; TONGA, Manase 1-6; THOMPSON, Brett 1-6; HEIMULI, A. 1-5; UNGA, Harvey 1-5. TLN-WILLIAMS, J. 5-56; GRANT, R. 5-14; ANDERSON, A. 3-12; JASON, P. 2-10; ROBOTTON, C. 2-9; HELM, T. 1-12; PONDER, D.J. 1-7; MITCHELL, A. 1-5.

INTERCEPTIONS: BY-LOGAN, Brian 1-21; BILLS, Craig 1-16. TLN-ECHEBELEM, C. 1-1.

FUMBLES: BY-None. TLN-GRANT, R. 2-2.

SACKS (UA-A): BY-NELSON, Grant 2-0. TLN-None.

TACKLES (UA-A): BY-HOOKS, Terrance 4-0; JOHNSON, Scott 3-2; DOMAN, Shawn 3-2; BAUMAN, Matt 3-2; NELSON, Grant 3-1; BRADLEY, B. 3-1; TE'O, Shiloah 3-0; RICH, Andrew 2-2; CLAWSON, Coleby 2-2; SO'OTO, Vic 2-0; OGLETREE, B. 2-0; LOGAN, Brian 2-0; HUNTER, Shane 1-1; PENDLETON, J. 1-1; AGUIRRE, Lee 1-0; ATKINSON, Jorda 1-0; HOLA, Tevita 1-0; HAGUE, Mike 1-0; LAMB, Tucker 1-0; PAYNE, Mitch 1-0; MARSHALL, Matt 1-0; BILLS, Craig 1-0; PITTA, Dennis 1-0; MORGAN, Blake 1-0; JORGENSEN, Jan 0-2; TIALAVEA, R. 0-1; FUGA, Romney 0-1.



2009 COUGAR FOOTBALL

GAME-BY-GAME

GAME 3 - SEPTEMBER 19, 2009
FLORIDA STATE VS. NO. 7 BYU
LAVELL EDWARDS STADIUM - PROVO, UTAH

Score by Quarters 1 2 3 4 Score

BYU..... 0 14 7 7 - 28 Record: (2-1)
Florida State..... 7 23 14 10 - 54 Record: (2-1)

Scoring Summary:

1st 10:05 FS - Jones, T 4 yd run (Hopkins, D kick), 11-80 4:55, FS 7 - BY 0
2nd 14:25 FS - Pryor, L 1 yd run (Hopkins, D kick failed), 17-86 8:19, FS 13 - BY 0
09:39 BY - UNGA, Harvey 12 yd run (PAYNE, Mitch kick), 11-80 4:46, FS 13 - BY 7
08:25 FS - Pryor, L 9 yd run (Hopkins, D kick), 3-60 1:07, FS 20 - BY 7
05:11 BY - TONGA, Manase 3 yd pass from HALL, Max (PAYNE, Mitch kick), 8-80 3:14, FS 20 - BY 14
00:24 FS - Piurowski, C 5 yd pass from Ponder, C (Hopkins, D kick), 12-82 4:49, FS 27 - BY 14
00:00 FS - Hopkins, D 33 yd field goal, 2-15 0:17, FS 30 - BY 14
3rd 12:52 FS - Reid, G 63 yd interception return (Hopkins, D kick), , FS 37 - BY 14
05:11 FS - Ponder, C 6 yd run (Hopkins, D kick), 10-70 5:09, FS 44 - BY 14
04:59 BY - JACOBSON, McKay 80 yd pass from HALL, Max (PAYNE, Mitch kick), 1-80 0:12, FS 44 - BY 21
4th 10:21 FS - Hopkins, D 35 yd field goal, 8-21 4:13, FS 47 - BY 21
07:32 FS - Fortson, J 16 yd pass from Ponder, C (Hopkins, D kick), 3-13 2:05, FS 54 - BY 21
03:13 BY - DI LUIGI, JJ 29 yd pass from NELSON, Riley (PAYNE, Mitch kick), 4-76 1:38, FS 54 - BY 28

	FS	BY
FIRST DOWNS.....	27	20
RUSHES-YARDS (NET).....	49-313	19-108
PASSING YDS (NET).....	199	365
Passes Att-Comp-Int.....	28-22-0	34-23-3
TOTAL OFFENSE PLAYS-YARDS.....	77-512	53-473
Fumble Returns-Yards.....	0-0	0-0
Punt Returns-Yards.....	0-0	0-0
Kickoff Returns-Yards.....	3-71	2-23
Interception Returns-Yards.....	3-97	0-0
Punts (Number-Avg).....	1-38.0	1-43.0
Fumbles-Lost.....	1-0	2-2
Penalties-Yards.....	9-74	3-24
Possession Time.....	39:51	20:09
Third-Down Conversions.....	12 of 15	3 of 6
Fourth-Down Conversions.....	0 of 0	0 of 1
Red-Zone Scores-Chances.....	8-8	2-3
Sacks By: Number-Yards.....	1-5	0-0

RUSHING: BY-UNGA, Harvey 10-97; KARIYA, Bryan 4-12; DI LUIGI, JJ 1-2; TONGA, Manase 2-2; HALL, Max 2-minus 5.

PASSING: Florida State-Ponder, C 21-26-0-195; Manuel, EJ 1-2-0-4. BY-HALL, Max 20-31-3-306; NELSON, Riley 3-3-0-59.

RECEIVING: Florida State-Fortson, J 6-62; Piurowski, C 5-38; Owens, R 3-35; Reed, B 3-34; Goodman, R 1-20; Reliford, B 1-6; Little, J 1-4; Givens, L 1-1; Jones, T 1-minus 1. BY-PITTA, Dennis 5-60; CHAMBERS, O'Nei 5-32; TONGA, Manase 4-39; JACOBSON, McKay 2-111; DI LUIGI, JJ 2-32; GEORGE, Andrew 2-22; KARIYA, Bryan 1-41; ASHWORTH, Luke 1-20; HAFOKA, Spencer 1-8.

FUMBLES: Florida State-Piurowski, C 1-0. BY-JORGENSEN, Jan 1-1; CHAMBERS, O'Nei 1-1.

TACKLES (UA-A): BY-BRADLEY, Brando 9-1; LOGAN, Brian 8-3; HOOKS, Terrance 5-3; RICH, Andrew 5-2; CLAWSON, Coleby 4-2; PENDLETON, Jord 4-2; DOMAN, Shawn 2-4; BILLS, Craig 2-4; OGLETREE, Brand 2-3; JORGENSEN, Jan 1-3; BAUMAN, Matt 1-2; MORGAN, Blake 1-1; DENNEY, Brett 1-1; SO'OTO, Vic 1-1; FUGA, Romney 0-3; TONGA, Manase 1-0; NELSON, Grant 0-1.

GAME 4 - SEPTEMBER 26, 2009
COLORADO STATE VS. NO. 19 BYU
LAVELL EDWARDS STADIUM - PROVO, UTAH

Score by Quarters 1 2 3 4 Score

BYU..... 21 0 7 14 - 42 Record: (3-1, 1-0 MWC)
Colorado State..... 0 7 7 9 - 23 Record: (2-1, 0-1 MWC)

Scoring Summary:

1st 12:44 BY - UNGA, Harvey 4 yd run (PAYNE, Mitch kick), 2-15 0:39, CS 0 - BY 7
03:04 BY - HALL, Max 1 yd run (PAYNE, Mitch kick), 2-39 0:37, CS 0 - BY 14
00:25 BY - UNGA, Harvey 5 yd run (PAYNE, Mitch kick), 2-18 0:35, CS 0 - BY 21
2nd 09:56 CS - MORTON, Dion 3 yd pass from STUCKER, Grant (DELIN, Ben kick), 10-63 5:20, CS 7 - BY 21
3rd 06:56 BY - PITTA, Dennis 18 yd pass from HALL, Max (PAYNE, Mitch kick), 10-82 4:33, CS 7 - BY 28
02:51 CS - MASON, Leonard 5 yd run (DELIN, Ben kick), 8-64 3:55, CS 14 - BY 28
4th 14:02 CS - DELIN, Ben 38 yd field goal, 7-40 2:09, CS 17 - BY 28
07:04 BY - UNGA, Harvey 2 yd run (PAYNE, Mitch kick), 15-68 6:51, CS 17 - BY 35
05:02 CS - LIGGETT, Tyson 13 yd pass from STUCKER, Grant (STUCKER, Grant rush failed), 9-83 1:57, CS 23 - BY 35
04:05 BY - HAFOKA, Spencer 24 yd pass from HALL, Max (PAYNE, Mitch kick), 3-28 0:57, CS 23 - BY 42

	CS	BY
FIRST DOWNS.....	26	20
RUSHES-YARDS (NET).....	28-66	34-132
PASSING YDS (NET).....	372	241
Passes Att-Comp-Int.....	50-30-2	29-18-2
TOTAL OFFENSE PLAYS-YARDS.....	78-438	63-373
Fumble Returns-Yards.....	0-0	0-0
Punt Returns-Yards.....	2-2	2-22
Kickoff Returns-Yards.....	6-140	3-69
Interception Returns-Yards.....	2-0	2-20
Punts (Number-Avg).....	5-34.4	4-51.0
Fumbles-Lost.....	1-0	1-0
Penalties-Yards.....	6-52	10-117
Possession Time.....	33:19	26:41
Third-Down Conversions.....	7 of 17	11 of 16
Fourth-Down Conversions.....	1 of 2	0 of 0
Red-Zone Scores-Chances.....	3-5	5-5
Sacks By: Number-Yards.....	2-8	3-35

RUSHING: BY-UNGA, Harvey 22-113; TONGA, Manase 1-11; HALL, Max 8-4; DI LUIGI, JJ 1-4; KARIYA, Bryan 1-3; TEAM 1-minus 3.

PASSING: Colorado State-STUCKER, Grant 30-50-2-372. BYU-HALL, Max 18-29-2-241.

RECEIVING: Colorado State-LIGGETT, Tyson 11-156; MORTON, Dion 5-43; PEITZ, Eric 4-48; PAUGA, Zac 4-26; MOSURE, John 3-51; YEMM, Matt 2-29; GREER, Rashaun 1-19. BYU-PITTA, Dennis 5-59; CHAMBERS, O'Nei 3-70; ASHWORTH, Luke 2-24; JACOBSON, McKay 2-21; KARIYA, Bryan 2-9; HAFOKA, Spencer 1-24; DI LUIGI, JJ 1-14; TONGA, Manase 1-13; GEORGE, Andrew 1-7.

INTERCEPTIONS: Colorado State-KAWULOK, Michae 1-0; OPPENNEER, Nick 1-0. BYU-LOGAN, Brian 1-20; RICH, Andrew 1-0.

FUMBLES: Colorado State-STUCKER, Grant 1-0. BYU-HALL, Max 1-0.

SACKS (UA-A): Colorado State-GIPSON, Chris 2-0. BYU-SO'OTO, Vic 1-0; CLAWSON, Coleby 1-0; FUGA, Romney 1-0.

TACKLES (UA-A): BY-JOHNSON, Scott 10-2; RICH, Andrew 6-4; CLAWSON, Coleby 4-5; FUGA, Romney 3-6; LOGAN, Brian 3-5; DOMAN, Shawn 2-6; BRADLEY, Brando 3-2; HOOKS, Terrance 2-2; OGLETREE, Brand 2-1; BAUMAN, Matt 1-2; JORGENSEN, Jan 1-1; PENDLETON, Jord 0-2; DENNEY, Brett 0-2; MENDENHALL, Zek 1-0; THOMAS, Steven 1-0; SO'OTO, Vic 1-0; MEES, Carter 1-0; NELSON, Grant 1-0; HUNTER, Shane 0-1; HOLA, Tevita 0-1; TE'O, Shiloah 0-1; PACE, John 0-1; MARSHALL, Matt 0-1; GASKINS, Brende 0-1.



2009 COUGAR FOOTBALL GAME-BY-GAME

GAME 5 - OCTOBER 2, 2009
UTAH STATE VS. NO. 20 BYU
LAVELL EDWARDS STADIUM - PROVO, UTAH

Score by Quarters 1 2 3 4 Score

BYU..... 7 14 0 14 - 35 Record: (4-1, 1-0 MWC)
Utah State..... 7 0 3 7 - 17 Record: (1-3)

Scoring Summary:

1st 10:28 USU - Diondre Borel 6 yd run (Chris Ulinski kick), 8-50 3:43, USU 7 - BY 0
02:14 BY - PITTA, Dennis 6 yd pass from HALL, Max (PAYNE, Mitch kick), 18-83 8:07, USU 7 - BY 7
2nd 14:22 BY - ASHWORTH, Luke 48 yd pass from HALL, Max (PAYNE, Mitch kick), 4-72 1:22, USU 7 - BY 14
00:29 BY - TONGA, Manase 3 yd run (PAYNE, Mitch kick), 2-29 0:10, USU 7 - BY 21
3rd 08:05 USU - Chris Ulinski 20 yd field goal, 7-45 3:13, USU 10 - BY 21
4th 13:09 BY - UNGA, Harvey 8 yd run (PAYNE, Mitch kick), 2-31 0:40, USU 10 - BY 28
02:45 BY - PITTA, Dennis 13 yd pass from HALL, Max (PAYNE, Mitch kick), 11-64 6:20, USU 10 - BY 35
00:03 USU - Xavier Bowman 16 yd pass from Diondre Borel (Chris Ulinski kick), 10-73 2:34, USU 17 - BY 35

	USU	BY
FIRST DOWNS.....	20	22
RUSHES-YARDS (NET).....	37-109	43-213
PASSING YDS (NET).....	213	218
Passes Att-Comp-Int.....	30-20-0	23-16-2
TOTAL OFFENSE PLAYS-YARDS.....	67-322	66-431
Fumble Returns-Yards.....	1-7	0-0
Punt Returns-Yards.....	1-3	1-9
Kickoff Returns-Yards.....	4-75	3-73
Interception Returns-Yards.....	2-16	0-0
Punts (Number-Avg).....	5-49.2	3-37.0
Fumbles-Lost.....	2-1	1-1
Penalties-Yards.....	6-55	8-54
Possession Time.....	28:45	31:15
Third-Down Conversions.....	6 of 14	8 of 12
Fourth-Down Conversions.....	0 of 2	1 of 1
Red-Zone Scores-Chances.....	3-3	4-4
Sacks By: Number-Yards.....	1-4	3-8

RUSHING: Utah State-Robert Turbin 17-47; Diondre Borel 16-38; Michael Smith 4-24. BYU-UNGA, Harvey 21-118; TONGA, Manase 7-31; DI LUIGI, JJ 4-20; HALL, Max 6-17; KARIYA, Bryan 3-14; NELSON, Riley 1-13; TEAM 1-0.

PASSING: Utah State-Diondre Borel 20-28-0-213; Team 0-2-0-0. BYU-HALL, Max 16-23-2-218.

RECEIVING: Utah State-Omar Sawyer 4-58; S. Morrison 3-36; Eric Moats 2-25; Xavier Bowman 2-24; Austin Alder 2-20; Mikhail Morgan 2-17; Jeremy Mitchell 1-11; Kellen Bartlett 1-11; Nnamdi Gwacham 1-9; Robert Turbin 1-5; Michael Smith 1-minus 3. BYU-ASHWORTH, Luke 5-91; PITTA, Dennis 5-83; CHAMBERS, O'Nei 2-15; TONGA, Manase 2-14; GEORGE, Andrew 1-9; HAFOKA, Spencer 1-6.

INTERCEPTIONS: Utah State-Rajric Coleman 1-16; Kejon Murphy 1-0. BYU-None.

FUMBLES: Utah State-Diondre Borel 2-1. BYU-HAFOKA, Spencer 1-1.

SACKS (UA-A): Utah State-James Brindley 1-0. BYU-DOMAN, Shawn 1-0; JORGENSEN, Jan 1-0; DENNEY, Brett 1-0.

TACKLES (UA-A): BY-JOHNSON, Scott 6-3; HOOKS, Terrance 4-5; JORGENSEN, Jan 3-5; CLAWSON, Coleby 2-6; BAUMAN, Matt 6-1; BUCKNER, Robbie 4-0; RICH, Andrew 4-0; DENNEY, Brett 2-2; FUGA, Romney 3-0; DOMAN, Shawn 1-2; PUTNAM, Matt 1-1; PENDLETON, Jord 1-1; HUNTER, Shane 0-2; KARIYA, Bryan 1-0; NELSON, Grant 1-0; BRADLEY, Brando 1-0; TE'O, Shiloah 1-0; REYNOLDS, Matt 1-0; UALE, Travis 0-1; LOGAN, Brian 0-1; ATKINSON, Jorda 0-1; MARSHALL, Matt 0-1; HOLA, Tevita 0-1; MEES, Carter 0-1.

GAME 6 - OCTOBER 10, 2009
NO. 18 BYU AT UNLV
SAM BOYD STADIUM - LAS VEGAS, NEVADA

Score by Quarters 1 2 3 4 Score

BYU..... 10 14 21 21 - 59 Record: (5-1, 2-0 MWC)
UNLV..... 7 0 3 7 - 17 Record: (2-4, 0-2 MWC)

Scoring Summary:

1st 05:20 BY - PAYNE, Mitch 28 yd field goal, 12-70 5:00, BY 3 - LV 0
03:36 BY - UNGA, Harvey 33 yd run (PAYNE, Mitch kick), 2-36 1:09, BY 10 - LV 0
2nd 13:18 BY - UNGA, Harvey 1 yd run (PAYNE, Mitch kick), 8-64 3:40, BY 17 - LV 0
13:05 LV - PURVIS, Deante' 94 yd kickoff return (WATSON, Kyle kick), BY 17-LV 7
11:12 BY - UNGA, Harvey 52 yd run (PAYNE, Mitch kick), 4-73 1:47, BY 24 - LV 7
3rd 10:20 LV - JOHNSON, M. 75 yd pass from CLAYTON, Omar (WATSON, Kyle kick), 1-80 0:11, BY 24 - LV 14
08:33 BY - PITTA, Dennis 35 yd pass from HALL, Max (PAYNE, Mitch kick), 4-69 1:40, BY 31 - LV 14
04:41 BY - PILI, JoJo 1 yd run (PAYNE, Mitch kick), 7-76 2:38, BY 38 - LV 14
02:44 BY - DI LUIGI, JJ 15 yd pass from HALL, Max (PAYNE, Mitch kick), 2-58 0:35, BY 45 - LV 14
4th 13:40 LV - ANTHONY, R. 4 yd pass from CLAYTON, Omar (WATSON, Kyle kick), 10-75 3:56, BY 45 - LV 21
13:17 BY - NELSON, Riley 2 yd run (PAYNE, Mitch kick), 1-2 0:05, BY 52 - LV 21
08:17 BY - DI LUIGI, JJ 2 yd run (PAYNE, Mitch kick), 7-57 3:54, BY 59 - LV 21

	UNLV	BY
FIRST DOWNS.....	17	27
RUSHES-YARDS (NET).....	19-45	43-291
PASSING YDS (NET).....	292	320
Passes Att-Comp-Int.....	41-25-3	27-21-0
TOTAL OFFENSE PLAYS-YARDS.....	60-337	70-611
Fumble Returns-Yards.....	0-0	0-0
Punt Returns-Yards.....	0-0	4-31
Kickoff Returns-Yards.....	8-214	3-150
Interception Returns-Yards.....	0-0	3-1
Punts (Number-Avg).....	5-44.0	2-37.5
Fumbles-Lost.....	1-0	0-0
Penalties-Yards.....	6-35	6-50
Possession Time.....	24:51	35:09
Third-Down Conversions.....	6 of 12	8 of 11
Fourth-Down Conversions.....	0 of 1	0 of 0
Red-Zone Scores-Chances.....	1-2	6-6
Sacks By: Number-Yards.....	0-0	2-18

RUSHING: BYU-UNGA, Harvey 20-149; DI LUIGI, JJ 6-67; TONGA, Manase 5-29; KARIYA, Bryan 3-19; NELSON, Riley 4-17; PILI, JoJo 2-6; HALL, Max 1-6; TEAM 2-minus 2.

PASSING: BYU-HALL, Max 21-27-0-320. UNLV-CLAYTON, Omar 20-32-2-253; CLAUSEN, Mike 5-9-1-39.

RECEIVING: BYU-TONGA, Manase 5-62; GEORGE, Andrew 3-61; KARIYA, Bryan 3-21; PITTA, Dennis 2-60; THOMPSON, Brett 2-52; CHAMBERS, O'Nei 2-27; ASHWORTH, Luke 2-9; DI LUIGI, JJ 1-15; HAFOKA, Spencer 1-13. UNLV-WOLFE, Ryan 8-69; JOHNSON, M. 6-113; PAYNE, Phillip 5-46; ANTHONY, R. 4-59; ROBINSON, J. 1-4; COX, C.J. 1-1.

INTERCEPTIONS: BYU-JOHNSON, Scott 2-1; PENDLETON, Jord 1-0. UNLV-None.

SACKS (UA-A): BYU-CLAWSON, Coleby 2-0. UNLV-None.

TACKLES (UA-A): BYU-BILLS, Craig 4-0; CLAWSON, Coleby 3-1; RICH, Andrew 3-1; BAUMAN, Matt 2-2; FUGA, Romney 1-3; BRADLEY, Brando 2-1; DOMAN, Shawn 2-1; JORGENSEN, Jan 2-1; PENDLETON, Jord 1-2; JOHNSON, Scott 1-2; HUNTER, Shane 2-0; DENNEY, Brett 2-0; ATKINSON, Jorda 1-1; BELL, Jeff 1-1; FRAZIER, Jameso 1-1; HOOKS, Terrance 1-1; SO'OTO, Vic 1-0; FISHER, Steven 1-0; AGUIRRE, Lee 1-0; MARSHALL, Matt 1-0; MEES, Carter 1-0; UALE, Travis 1-0; MENDENHALL, Zek 0-1; LOGAN, Brian 0-1.



2009 COUGAR FOOTBALL

GAME-BY-GAME

GAME 7 - OCTOBER 17, 2009 NO. 18 BYU AT SAN DIEGO STATE QUALCOMM STADIUM - SAN DIEGO, CALIF.

Score by Quarters 1 2 3 4 Score

BYU..... 7 14 7 10 - 38 Record: (6-1, 3-0 MWC)
San Diego State..... 7 7 7 7 - 28 Record: (2-4, 0-2 MWC)

Scoring Summary:

1st 07:46 BY - UNGA, Harvey 1 yd run (PAYNE, Mitch kick), 14-73 5:33, BY 7 - SD 0
04:31 SD - SAMPSON, DeMarc 7 yd pass from LINDLEY, Ryan (YOSHIDA, Lane kick), 6-81 3:15, BY 7 - SD 7
2nd 14:20 SD - SULLIVAN, Brand 1 yd run (YOSHIDA, Lane kick), 7-69 3:31, BY 7 - SD 14
09:06 BY - KARIYA, Bryan 3 yd pass from HALL, Max (PAYNE, Mitch kick), 12-68 5:14, BY 14 - SD 14
00:00 BY - HALL, Max 1 yd run (PAYNE, Mitch kick), 14-80 6:04, BY 21 - SD 14
3rd 08:23 SD - SAMPSON, DeMarc 36 yd pass from LINDLEY, Ryan (YOSHIDA, Lane kick), 7-76 2:55, BY 21 - SD 21
03:38 BY - GEORGE, Andrew 19 yd pass from HALL, Max (PAYNE, Mitch kick), 12-78 4:45, BY 28 - SD 21
4th 14:49 BY - PITTA, Dennis 9 yd pass from HALL, Max (PAYNE, Mitch kick), 7-77 2:36, BY 35 - SD 21
08:17 SD - UMUOLO, Alston 6 yd pass from LINDLEY, Ryan (YOSHIDA, Lane kick), 5-41 2:38, BY 35 - SD 28
02:21 BY - PAYNE, Mitch 44 yd field goal, 7-15 2:04, BY 38 - SD 28

	SDSU	BY
FIRST DOWNS.....	16	27
RUSHES-YARDS (NET).....	16-20	52-166
PASSING YDS (NET).....	322	346
Passes Att-Comp-Int.....	34-22-1	39-27-0
TOTAL OFFENSE PLAYS-YARDS.....	50-342	91-512
Fumble Returns-Yards.....	0-0	0-0
Punt Returns-Yards.....	0-0	3-38
Kickoff Returns-Yards.....	6-160	5-124
Interception Returns-Yards.....	0-0	1-0
Punts (Number-Avg).....	4-47.2	2-32.5
Fumbles-Lost.....	1-0	1-0
Penalties-Yards.....	4-31	8-77
Possession Time.....	21:48	38:12
Third-Down Conversions.....	4 of 11	15 of 21
Fourth-Down Conversions.....	1 of 2	1 of 3
Red-Zone Scores-Chances.....	4-5	5-5
Sacks By: Number-Yards.....	0-0	1-10

RUSHING: BYU-UNGA, Harvey 26-81; HALL, Max 14-47; KARIYA, Bryan 6-24; DI LUIGI, JJ 5-8; ASHWORTH, Luke 1-6.

PASSING: BYU-HALL, Max 27-39-0-346. San Diego State-LINDLEY, Ryan 21-33-1-298; UMUOLO, Alston 1-1-0-24.

RECEIVING: BYU-PITTA, Dennis 6-72; GEORGE, Andrew 4-75; DI LUIGI, JJ 4-63; ASHWORTH, Luke 4-60; KARIYA, Bryan 3-10; UNGA, Harvey 2-37; HAFOKA, Spencer 2-17; THOMPSON, Brett 1-8; CHAMBERS, O'Nei 1-4. San Diego State-BROWN, Vincent 8-147; SAMPSON, DeMarc 5-77; KAZEE, Walter 2-33; UMUOLO, Alston 2-18; SHIELDS, D.J. 2-5; SOKOLOSKI, Kels 1-24; WALLACE, Robert 1-11; SULLIVAN, Brand 1-7.

INTERCEPTIONS: BYU-JOHNSON, Scott 1-0. San Diego State-None.

FUMBLES: BYU-HALL, Max 1-0. San Diego State-SAMPSON, DeMarc 1-0.

SACKS (UA-A): BYU-JORGENSEN, Jan 1-0. San Diego State-None.

TACKLES (UA-A): BYU-RICH, Andrew 6-0; JOHNSON, Scott 6-0; FUGA, Romney 4-0; HOOKS, Terrance 3-1; PENDLETON, Jord 3-1; JORGENSEN, Jan 3-0; BAUMAN, Matt 2-0; LAMB, Tucker 2-0; BRADLEY, Brando 2-0; MORGAN, Blake 2-0; AGUIRRE, Lee 1-0; BELL, Jeff 1-0; MARSHALL, Matt 1-0.

GAME 8 - OCTOBER 24, 2009 NO. 8 TCU VS. NO. 16 BYU LAVELL EDWARDS STADIUM - PROVO, UTAH

Score by Quarters 1 2 3 4 Score

BYU..... 0 7 0 0 - 7 Record: (6-2, 3-1 MWC)
TCU..... 14 7 10 7 - 38 Record: (7-0, 3-0 MWC)

Scoring Summary:

1st 06:16 TC - TURNER, Joseph 4 yd run (EVANS, Ross kick), 9-80 4:44, TC 7 - BY 0
02:27 TC - WESLEY, Ed 28 yd pass from DALTON, Andy (EVANS, Ross kick), 4-84 1:40, TC 14 - BY 0
2nd 05:03 TC - YOUNG, Jimmy 12 yd pass from DALTON, Andy (EVANS, Ross kick), 11-73 5:18, TC 21 - BY 0
01:42 BY - Unga, Harvey 3 yd pass from Hall, Max (Payne, Mitch kick), 9-73 3:12, TC 21 - BY 7
3rd 09:35 TC - EVANS, Ross 28 yd field goal, 8-29 3:35, TC 24 - BY 7
05:53 TC - HICKS, Antoine 75 yd pass from DALTON, Andy (EVANS, Ross kick), 3-92 1:07, TC 31 - BY 7
4th 12:00 TC - TUCKER, Matthew 7 yd run (EVANS, Ross kick), 4-25 1:27, TC 38 - BY 7

	TCU	BY
FIRST DOWNS.....	21	18
RUSHES-YARDS (NET).....	37-127	37-110
PASSING YDS (NET).....	285	188
Passes Att-Comp-Int.....	25-14-0	33-20-1
TOTAL OFFENSE PLAYS-YARDS.....	62-412	70-298
Fumble Returns-Yards.....	0-0	0-0
Punt Returns-Yards.....	1-0	3-10
Kickoff Returns-Yards.....	1-24	7-152
Interception Returns-Yards.....	1-5	0-0
Punts (Number-Avg).....	6-40.8	6-47.0
Fumbles-Lost.....	1-0	3-1
Penalties-Yards.....	5-45	9-85
Possession Time.....	29:09	30:51
Third-Down Conversions.....	3 of 10	5 of 15
Fourth-Down Conversions.....	0 of 0	1 of 3
Red-Zone Scores-Chances.....	4-4	1-2
Sacks By: Number-Yards.....	5-36	2-15

RUSHING: TC-TUCKER, Matthew 10-42; TURNER, Joseph 9-36; WESLEY, Ed 6-25; KERLEY, Jeremy 3-12; DALTON, Andy 7-11; DAWSON, Skye 1-3; TEAM 1-minus 2. BYU-Unga, Harvey 21-123; Nelson, Riley 4-19; Kariya, Bryan 1-4; Tonga, Manase 3-minus 2; Team 1-minus 2; Hall, Max 7-minus 32.

PASSING: TC-DALTON, Andy 13-24-0-241; KERLEY, Jeremy 1-1-0-44. BYU-Hall, Max 18-28-1-162; Nelson, Riley 2-5-0-26.

RECEIVING: TC-YOUNG, Jimmy 4-44; KERLEY, Jeremy 3-38; HICKS, Antoine 2-85; JOHNSON, Bart 2-69; WESLEY, Ed 1-28; BROCK, Logan 1-14; CHRISTIAN, Ryan 1-7. BYU-Pitka, Dennis 4-62; Tonga, Manase 4-31; Hafoka, Spencer 3-31; Unga, Harvey 3-11; Thompson, Brett 2-29; Chambers, O'Nei 1-12; George, Andrew 1-5; Ashworth, Luke 1-5; Di Luigi, Jj 1-2.

INTERCEPTIONS: TC-WASHINGTON, Dar 1-5. BYU-None..

FUMBLES: TC-DALTON, Andy 1-0. BYU-Hall, Max 1-1; Chambers, O'Nei 1-0; Tonga, Manase 1-0.

SACKS (UA-A): TC-GRANT, Cory 2-0; YENDREY, DJ 1-0; HUGHES, Jerry 1-0; DANIELS, Wayne 1-0. BYU-Clawson, Coleby 1-0; Denney, Brett 1-0.

TACKLES (UA-A): BYU-Rich, Andrew 3-8; Doman, Shawn 3-4; Bauman, Matt 0-7; Pendleton, Jord 3-3; Clawson, Coleby 1-5; Johnson, Scott 4-1; Denney, Brett 3-1; Hooks, Terrance 2-2; Bradley, Brando 1-3; Fuga, Romney 0-4; Jorgensen, Jan 1-2; Tialavea, Russe 0-2; Bills, Craig 1-0; Atkinson, Jorda 1-0; Brown, Terence 0-1; Aguirre, Lee 0-1; Putnam, Matt 0-1; So'Oto, Vic 0-1; Hansen, Braden 0-1.



2009 COUGAR FOOTBALL GAME-BY-GAME

GAME 9 - NOVEMBER 7, 2009
NO. 25 BYU AT WYOMING
WAR MEMORIAL STADIUM - LARAMIE, WYO.

Score by Quarters 1 2 3 4 Score

BYU..... 10 21 14 7 - 52 Record: (7-1, 4-1 MWC)
Wyoming..... 0 0 0 0 - 0 Record: (4-5, 2-3 MWC)

Scoring Summary:

1st 10:17 BY - DI LUIGI, JJ 44 yd pass from HALL, Max (PAYNE, Mitch kick), 7-80
4:43, BY 7 - WY 0
02:33 BY - PAYNE, Mitch 36 yd field goal, 12-67 5:57, BY 10 - WY 0
2nd 13:12 BY - TONGA, Manase 2 yd pass from HALL, Max (PAYNE, Mitch kick),
6-37 2:05, BY 17 - WY 0
10:41 BY - JACOBSON, McKay 79 yd pass from HALL, Max (PAYNE, Mitch
kick), 1-79 0:12, BY 24 - WY 0
04:24 BY - TONGA, Manase 6 yd run (PAYNE, Mitch kick), 10-80 4:10, BY 31 - WY 0
3rd 10:10 BY - KARIYA, Bryan 2 yd run (PAYNE, Mitch kick), 8-65 3:25, BY 38 - WY 0
07:17 BY - DI LUIGI, JJ 15 yd pass from HALL, Max (PAYNE, Mitch kick), 4-38
1:36, BY 45 - WY 0
4th 04:48 BY - NELSON, Riley 10 yd run (PAYNE, Mitch kick), 8-80 4:34, BY 52 - WY 0

	WYO	BY
FIRST DOWNS.....	13	30
RUSHES-YARDS (NET).....	32-112	45-231
PASSING YDS (NET).....	113	312
Passes Att-Comp-Int.....	27-15-2	22-20-0
TOTAL OFFENSE PLAYS-YARDS.....	59-225	67-543
Fumble Returns-Yards.....	0-0	0-0
Punt Returns-Yards.....	0-0	3--2
Kickoff Returns-Yards.....	5-107	0-0
Interception Returns-Yards.....	0-0	2-42
Punts (Number-Avg).....	7-43.0	1-39.0
Fumbles-Lost.....	1-1	1-0
Penalties-Yards.....	5-46	5-50
Possession Time.....	25:35	34:25
Third-Down Conversions.....	4 of 12	5 of 9
Fourth-Down Conversions.....	1 of 1	0 of 1
Red-Zone Scores-Chances.....	0-1	6-7
Sacks By: Number-Yards.....	1-1	3-17

RUSHING: BYU-UNGA, Harvey 16-85; NELSON, Riley 10-71; HALL, Max 5-30; DI LUIGI, JJ 7-30; KARIYA, Bryan 3-13; TONGA, Manase 1-6; TEAM 3-minus 4.
Wyoming-ALEXANDER, A. 10-49; STEWART, Brandon 7-42; BENJAMIN, Robert 2-19; BOLGER, Zach 2-13; SWEEN, Karsten 2-minus 1; CARTA-SAMUELS, A 8-minus 3; LEONARD, David 1-minus 7.

PASSING: BYU-HALL, Max 20-22-0-312; NELSON, Riley 0-0-0-0. Wyoming-CARTA-SAMUELS, A 14-23-0-108; SWEEN, Karsten 0-2-1-0; BENJAMIN, Robert 1-2-1-5.

RECEIVING: BYU-DI LUIGI, JJ 5-94; JACOBSON, McKay 3-100; ASHWORTH, Luke 3-36; CHAMBERS, O'Nei 3-35; PITTA, Dennis 3-35; TONGA, Manase 2-5; UNGA, Harvey 1-7.
Wyoming-LEONARD, David 7-53; BOLGER, Zach 3-32; MCNEILL, Chris 2-6; TOOLEY, David 1-14; ALEXANDER, A. 1-5; STEWART, Brandon 1-3.

INTERCEPTIONS: BYU-BILLS, Craig 1-24; LOGAN, Brian 1-18. Wyoming-None.

FUMBLES: BYU-CHAMBERS, O'Nei 1-0. Wyoming-BENJAMIN, Robert 1-1.

SACKS (UA-A): BYU-JORGENSEN, Jan 1-1; PUTNAM, Matt 1-0; DENNEY, Brett 0-1. Wyoming-BIEZUNS, Josh 0-1; UNREIN, Mitch 0-1.

TACKLES (UA-A): BYU-JORGENSEN, Jan 1-5; DOMAN, Shawn 1-4; JOHNSON, Scott 4-0; AGUIRRE, Lee 4-0; DENNEY, Brett 2-2; HOOKS, Terrance 2-2; MORGAN, Blake 2-2; NELSON, Grant 1-3; BRADLEY, Brando 2-1; FISHER, Steven 1-2; OGLETREE, Brand 1-2; BAUMAN, Matt 0-3; RICH, Andrew 0-3; CLAWSON, Coleby 2-0; PENDLETON, Jord 1-1; BILLS, Craig 1-1; THOMAS, Steven 1-1; PUTNAM, Matt 1-0; EASON, Corby 1-0; RICHARDSON, Jor 1-0; HUNTER, Shane 1-0; FUGA, Romney 0-1; UALE, Travis 0-1.

BYU Overall Team Statistics (as of Nov 08, 2009)
All games

Team Statistics	BY	OPP
SCORING	329	197
PointsPerGame	36.6	21.9
FIRSTDOWNS	216	165
Rushing	83	57
Passing	120	91
Penalty	13	17
RUSHINGYARDAGE	1485	947
Yards gained rushing	1653	1136
Yards lost rushing	168	189
RushingAttempts	351	273
Average Per Rush	4.2	3.5
Average Per Game	165.0	105.2
TDsRushing	22	9
PASSINGYARDAGE	2642	2068
Comp-Att-Int	197-279-11	185-290-10
Average Per Pass	9.5	7.1
Average Per Catch	13.4	11.2
Average Per Game	293.6	229.8
TDsPassing	22	14
TOTALOFFENSE	4127	3015
TotalPlays	630	563
Average Per Play	6.6	5.4
Average Per Game	458.6	335.0
KICKRETURNS#-Yards	29-697	43-967
PUNTRRETURNS#-Yards	18-111	6-11
INTRETURNS#-Yards	10-100	11-138
KICKRETURNAVERAGE	24.0	22.5
PUNTRRETURNAVERAGE	6.2	1.8
INTRETURNAVERAGE	10.0	12.5
FUMBLES-LOST	12-6	13-6
PENALTIES-Yards	64-592	63-532
Average Per Game	65.8	59.1
PUNTS-Yards	24-1017	45-1907
Average Per Punt	42.4	42.4
Net punt average	40.2	36.8
TIME OF POSSESSION/Game	31:56	28:04
3RD-DOWNConversions	69/116	48/114
3rd-Down Pct	59%	42%
4TH-DOWNConversions	4/11	3/8
4th-Down Pct	36%	38%
SACKS BY-Yards	18-123	15-80
MISCYARDS	0	0
TOUCHDOWNS SCORED	45	25
FIELD GOALS-ATTEMPTS	5-8	8-11
ON-SIDELINE KICKS	0-0	0-1
RED-ZONE SCORES	38-42 90%	27-33 82%
RED-ZONE TOUCHDOWNS	34-42 81%	20-33 61%
PAT-ATTEMPTS	44-45 98%	23-24 96%
ATTENDANCE	257044	101280
Games/Avg Per Game	4/64261	4/25320
Neutral Site Games		1/75437

Score by Quarters	1st	2nd	3rd	4th	OT	Total
BYU	58	108	70	93	0	329
Opponents	42	57	48	50	0	197

BYU Overall Individual Statistics (as of Nov 08, 2009)
All games

Rushing	g	att	gain	loss	net	avg	td	lg	avg/g
UNGA, Harvey	8	139	792	9	783	5.6	9	52	97.9
DI LUIGI, JJ	9	37	207	1	206	5.6	3	38	22.9
KARIYA, Bryan	9	50	212	18	194	3.9	2	15	21.6
NELSON, Riley	7	21	126	4	122	5.8	3	17	17.4
TONGA, Manase	8	27	100	13	87	3.2	2	13	10.9
HALL, Max	9	52	164	90	74	1.4	2	20	8.2
HAGUE, Mike	3	4	19	4	15	3.8	0	8	5.0
LAMB, Tucker	7	2	9	0	9	4.5	0	6	1.3
CHAMBERS, O'N	9	1	8	0	8	8.0	0	8	0.9
ASHWORTH, Luk	9	1	6	0	6	6.0	0	6	0.7
PILI, JoJo	3	2	6	0	6	3.0	1	5	2.0
HEIMULI, Anthon	4	1	4	0	4	4.0	0	4	1.0
TEAM	7	14	0	29	-29	-2.1	0	0	-4.1
Total	9	351	1653	168	1485	4.2	22	52	165.
Opponents	9	273	1136	189	947	3.5	9	47	105.

Passing	g	effic	comp-att-i	pct	yds	td	lg	avg/g
HALL, Max	9	167.6	190-269-1	70.	2543	21	80	282.
NELSON, Riley	7	186.1	7-10-0	70.	99	1	31	14.1
Total	9	168.2	197-279-1	70.	2642	22	80	293.
Opponents	9	132.7	185-290-1	63.	2068	14	75	229.

Receiving	g	no.	yds	avg	td	lg	avg/g
PITTA, Dennis	9	41	568	13.9	5	35	63.1
CHAMBERS, O'N	9	25	283	11.3	0	37	31.4
ASHWORTH, Luk	9	21	294	14.0	1	48	32.7
TONGA, Manase	8	20	172	8.6	2	24	21.5
DI LUIGI, JJ	9	19	254	13.4	4	44	28.2
GEORGE, Andre	9	17	233	13.7	2	34	25.9
KARIYA, Bryan	9	15	180	12.0	2	49	20.0
JACOBSON, McK	5	14	380	27.1	4	80	76.0
HAFOKA, Spence	9	11	118	10.7	1	24	13.1
UNGA, Harvey	8	7	60	8.6	1	28	7.5
THOMPSON, Bret	8	6	95	15.8	0	46	11.9
HEIMULI, Anthon	4	1	5	5.0	0	5	1.2
Total	9	197	2642	13.4	22	80	293.
Opponents	9	185	2068	11.2	14	75	229.

Punt Returns	no.	yds	avg	td	lg
CHAMBERS, O'N	12	69	5.8	0	17
HAFOKA, Spence	2	17	8.5	0	14
JACOBSON, McK	2	2	1.0	0	2
TEAM	1	1	1.0	0	1
MARSHALL, Matt	1	22	22.	0	0
Total	18	111	6.2	0	17
Opponents	6	11	1.8	0	5

Interceptions	no.	yds	avg	td	lg
JOHNSON, Scott	3	1	0.3	0	1
LOGAN, Brian	3	59	19.	0	21
BILLS, Craig	2	40	20.	0	24
PENDLETON, Jor	1	0	0.0	0	0
RICH, Andrew	1	0	0.0	0	0
Total	10	100	10.	0	24
Opponents	11	138	12.	1	63

Kick Returns	no.	yds	avg	td	lg
CHAMBERS, O'N	13	368	28.	0	97
DI LUIGI, JJ	8	209	26.	0	38
JACOBSON, McK	3	39	13.	0	16
THOMAS, Steven	3	53	17.	0	22
HAFOKA, Spence	1	18	18.	0	18
JORGENSEN, Ja	1	10	10.	0	10
Total	29	697	24.	0	97
Opponents	43	967	22.	1	94

Fumble Returns	no.	yds	avg	td	lg
PENDLETON, Jor	1	12	12.	1	12
Total	1	12	12.	1	12
Opponents	1	7	7.0	0	7

BYU Overall Individual Statistics (as of Nov 08, 2009)
All games

Scoring	td	fg	PAT				dx	saf	pts
			kick	rush	rcv	pass			
UNGA, Harvey	10	-	-	-	-	-	-	60	
PAYNE, Mitch	-	5-8	44-45	-	-	-	-	59	
DI LUIGI, JJ	7	-	-	-	-	-	-	42	
PITTA, Dennis	5	-	-	-	-	-	-	30	
TONGA, Manase	4	-	-	-	-	-	-	24	
KARIYA, Bryan	4	-	-	-	-	-	-	24	
JACOBSON, Mck	4	-	-	-	-	-	-	24	
NELSON, Riley	3	-	-	-	-	-	-	18	
GEORGE, Andre	2	-	-	-	-	-	-	12	
HALL, Max	2	-	-	-	-	-	-	12	
ASHWORTH, Luk	1	-	-	-	-	-	-	6	
HAFOKA, Spence	1	-	-	-	-	-	-	6	
PILI, JoJo	1	-	-	-	-	-	-	6	
PENDLETON, Jor	1	-	-	-	-	-	-	6	
Total	45	5-8	44-45	-	-	-	-	329	
Opponents	25	8-11	23-24	0-1	-	-	-	197	

Total Offense	g	plays	rush	pass	total	avg/g
HALL, Max	9	321	74	2543	2617	290.
UNGA, Harvey	8	139	783	0	783	97.9
NELSON, Riley	7	31	122	99	221	31.6
DI LUIGI, JJ	9	37	206	0	206	22.9
KARIYA, Bryan	9	50	194	0	194	21.6
TONGA, Manase	8	27	87	0	87	10.9
HAGUE, Mike	3	4	15	0	15	5.0
LAMB, Tucker	7	2	9	0	9	1.3
CHAMBERS, O'N	9	1	8	0	8	0.9
PILI, JoJo	3	2	6	0	6	2.0
ASHWORTH, Luk	9	1	6	0	6	0.7
HEIMULI, Anthon	4	1	4	0	4	1.0
TEAM	7	14	-29	0	-29	-4.1
Total	9	630	1485	2642	4127	458.
Opponents	9	563	947	2068	3015	335.

Field Goals	fg	pct.	01-19	20-29	30-39	40-49	50-99	lg	blk
PAYNE, Mitch	5-8	62.	0-0	2-2	1-2	2-4	0-0	44	0

FG Sequence	BYU	Opponents
Oklahoma	46	(35),(22),54
Tulane	(41),(20)	(29)
Florida State	-	(33),(35),42
Colorado State	-	32,(38)
Utah State	-	(20)
UNLV	(28)	-
San Diego State	(44)	-
TC Horned Frogs	45	(28)
Wyoming	(36),35	-

Punting	no.	yds	avg	lg	tb	fc	i2050+	blk
STEPHENSON, R	24	101	42.57	2	7	6	6	0
Total	24	101	42.57	2	7	6	6	0
Opponents	45	190	42.70	7	3	16	12	1

Kickoffs	no.	yds	avg	tb	ob	retn	net	ydln
STEPHENSON, R	51	338	66.11	2				
PAYNE, Mitch	7	418	59.0	2				
Total	58	379	65.11	4	22.	45.	24	
Opponents	40	258	64.10	1	24.	42.	27	

Numbers in (parentheses) indicate field goal was made.

BYU Overall Individual Statistics (as of Nov 08, 2009)
All games

All Purpose	g	rush	rcv	pr	kr	ir	total	avg/g
UNGA, Harv	8	783	60	0	0	0	843	105.
CHAMBERS	9	8	283	69	368	0	728	80.9
DI LUIGI, JJ	9	206	254	0	209	0	669	74.3
PITTA, Den	9	0	568	0	0	0	568	63.1
JACOBSON,	5	0	380	2	39	0	421	84.2
KARIYA, Bry	9	194	180	0	0	0	374	41.6
ASHWORTH	9	6	294	0	0	0	300	33.3
TONGA, Ma	8	87	172	0	0	0	259	32.4
GEORGE, A	9	0	233	0	0	0	233	25.9
HAFOKA, S	9	0	118	17	18	0	153	17.0
NELSON, Ri	7	122	0	0	0	0	122	17.4
THOMPSON	8	0	95	0	0	0	95	11.9
HALL, Max	9	74	0	0	0	0	74	8.2
LOGAN, Bri	9	0	0	0	0	59	59	6.6
THOMAS, S	7	0	0	0	53	0	53	7.6
BILLS, Craig	9	0	0	0	0	40	40	4.4
MARSHALL,	9	0	0	22	0	0	22	2.4
HAGUE, Mik	3	15	0	0	0	0	15	5.0
JORGENSE	9	0	0	0	10	0	10	1.1
LAMB, Tuck	7	9	0	0	0	0	9	1.3
HEIMULI, A	4	4	5	0	0	0	9	2.2
PILI, JoJo	3	6	0	0	0	0	6	2.0
JOHNSON,	8	0	0	0	0	1	1	0.1
TEAM	7	-29	0	1	0	0	-28	-4.0
Total	9	1485	2642	111	697	100	5035	559.
Opponents	9	947	2068	11	967	138	4131	459.

BYU Overall Defensive Statistics (as of Nov 08, 2009)
All games

##	DefensiveLeaders	gp	Tackles			tfl/yds	Sacks	Passdefense			Fumbles	blkd		
			ua	a	tot		no-yds	int-yds	brup	qbh	rcv-yds	ff	kick	saf
22	RICH, Andrew	9	33	22	55	2.0-2	.	1-0	1	.	1-0	2	.	.
21	JOHNSON, Scott	8	35	11	46	1.0-3	.	3-1	5
47	HOOKS, Terrance	9	27	17	44	2.0-2	1.0-1	.	.	2	.	1	.	.
42	DOMAN, Shawn	9	15	27	42	3.5-10	1.0-2	.	1	.	2-0	1	.	.
41	CLAWSON, Coleby	9	19	21	40	5.0-31	4.0-27	.	.	7
5	BRADLEY, Brando	9	29	11	40	.	.	.	2	.	.	2	.	.
35	BAUMAN, Matt	9	16	20	36	1.0-1	.	.	1
84	JORGENSEN, Jan	9	17	19	36	6.0-34	3.5-25	.	.	1
1	PENDLETON, Jord	9	17	15	32	2.0-3	.	1-0	3	2	1-12	.	.	.
98	FUGA, Romney	9	12	18	30	3.0-16	1.0-14	1	.	.
7	LOGAN, Brian	9	17	10	27	.	.	3-59	11
92	DENNEY, Brett	9	13	9	22	3.0-19	2.5-17	.	.	1	1-0	.	.	.
18	BILLS, Craig	9	10	5	15	.	.	2-40
55	OGLETREE, Brand	6	7	7	14
27	MORGAN, Blake	9	8	3	11
39	NELSON, Grant	8	6	5	11	2.0-10	2.0-10	.	2	1
37	SO'OTO, Vic	6	6	3	9	4.0-25	1.0-15
20	AGUIRRE, Lee	8	7	1	8
51	HUNTER, Shane	9	4	4	8	1-0	1	.	.
19	MARSHALL, Matt	9	3	2	5	1	.
52	TIALAVEA, Russe	5	1	4	5	0.5-0
43	ATKINSON, Jorda	9	3	2	5	1	.	.
2	TE'O, Shiloah	5	4	1	5	1.0-1
58	BELL, Jeff	6	2	2	4
96	FISHER, Steven	4	2	2	4
26	BUCKNER, Robbie	4	4	.	4
57	PUTNAM, Matt	9	2	2	4	1.0-3	1.0-3
1C	MEES, Carter	5	2	1	3
23	UALE, Travis	8	1	2	3
97	HOLA, Tevita	8	1	2	3	1
24	THOMAS, Steven	7	2	1	3
34	LAMB, Tucker	7	3	.	3
48	FRAZIER, Jameso	7	1	1	2
32	PITTA, Dennis	9	2	.	2
70	REYNOLDS, Matt	9	2	.	2
30	MENDENHALL, Zek	7	1	1	2
60	BROWN, Terence	9	.	1	1
38	PAYNE, Mitch	9	1	.	1
76	HANSEN, Braden	9	.	1	1
33	KARIYA, Bryan	9	1	.	1
11	TONGA, Manase	8	1	.	1
59	PACE, John	8	.	1	1
16	GASKINS, Brende	4	.	1	1
94	RICHARDSON, Jor	4	1	.	1
36	HAGUE, Mike	3	1	.	1
25	EASON, Corby	9	1	.	1
Total		9	340	255	595	37-160	18-123	10-100	26	15	6-12	9	1	.
Opponents		9	356	331	687	32-119	15-80	11-138	18	14	6-7	7	.	.

BYU Combined Team Statistics (as of Nov 08, 2009)
All games

Date	Opponent	Score	Att.
Sep 05, 200	vs #3 Oklahoma	W 14-13	75437
Sep 12, 200	at Tulane	W 54-3	26224
Sep 19, 200	FLORIDA STATE	L 28-54	64209
* Sep 26, 200	COLORADO STATE	W 42-23	64091
Oct 02, 200	UTAH STATE	W 35-17	64103
* Oct 10, 200	at UNLV	W 59-21	25597
* Oct 17, 200	at San Diego State	W 38-28	30258
* Oct 24, 200	#8 TC HORNE FROGS	L 7-38	64641
* Nov 07, 20	at Wyoming	W 52-0	19201

Record:	Overall	Home	Away	Neutral
All games	7-2	2-2	4-0	1-0
Conference	4-1	1-1	3-0	0-0
Non-Conferenc	3-1	1-1	1-0	1-0

Team Statistics	BY	OPP
FIRST DOWNS	216	165
Rushing	83	57
Passing	120	91
Penalty	13	17
RUSHING YARDAGE	1485	947
Rushing Attempts	351	273
Average Per Rush	4.2	3.5
Average Per Game	165.0	105.2
TDs Rushing	22	9
PASSING YARDAGE	2642	2068
Comp-Att-Int	197-279-11	185-290-10
Average Per Pass	9.5	7.1
Average Per Catch	13.4	11.2
Average Per Game	293.6	229.8
TDs Passing	22	14
TOTAL OFFENSE	4127	3015
Average Per Play	6.6	5.4
Average Per Game	458.6	335.0
KICK RETURNS: #-Yard	29-697	43-967
PUNT RETURNS: #-Yar	18-111	6-11
INT RETURNS: #-Yards	10-100	11-138
FUMBLES-LOST	12-6	13-6
PENALTIES-Yards	64-592	63-532
PUNTS-AVG	24-42.4	45-42.4
TIME OF POSSESSION/	31:56	28:04
3RD-DOWN Conversion	69/116	48/114
4TH-DOWN Conversions	4/11	3/8

Rushing	g	att	gain	loss	net	avg	td	lg	avg/g
UNGA, Harvey	8	139	792	9	783	5.6	9	52	97.9
DI LUIGI, JJ	9	37	207	1	206	5.6	3	38	22.9
KARIYA, Bryan	9	50	212	18	194	3.9	2	15	21.6
NELSON, Riley	7	21	126	4	122	5.8	3	17	17.4
TONGA, Manase	8	27	100	13	87	3.2	2	13	10.9
HALL, Max	9	52	164	90	74	1.4	2	20	8.2
HAGUE, Mike	3	4	19	4	15	3.8	0	8	5.0
LAMB, Tucker	7	2	9	0	9	4.5	0	6	1.3
CHAMBERS, O'Ne	9	1	8	0	8	8.0	0	8	0.9
PILI, JoJo	3	2	6	0	6	3.0	1	5	2.0
ASHWORTH, Luk	9	1	6	0	6	6.0	0	6	0.7
HEIMULI, Anthon	4	1	4	0	4	4.0	0	4	1.0
TEAM	7	14	0	29	-29	-2.1	0	0	-4.1
Total	9	351	1653	168	1485	4.2	22	52	165.0
Opponents	9	273	1136	189	947	3.5	9	47	105.2

Passing	g	effic	comp	att	in	pct	yds	td	lg	avg/g
HALL, Max	9	167.63	190-269	11	70.6	2543	21	80	282.6	
NELSON, Riley	7	186.16	7-10	0	70.0	99	1	31	14.1	
Total	9	168.29	197-279	11	70.6	2642	22	80	293.6	
Opponents	9	132.73	185-290	10	63.8	2068	14	75	229.8	

Receiving	g	no.	yds	avg	td	lg	avg/g
PITTA, Dennis	9	41	568	13.9	5	35	63.1
CHAMBERS, O'Ne	9	25	283	11.3	0	37	31.4
ASHWORTH, Luk	9	21	294	14.0	1	48	32.7
TONGA, Manase	8	20	172	8.6	2	24	21.5
DI LUIGI, JJ	9	19	254	13.4	4	44	28.2
GEORGE, Andrew	9	17	233	13.7	2	34	25.9
KARIYA, Bryan	9	15	180	12.0	2	49	20.0
JACOBSON, McK	5	14	380	27.1	4	80	76.0
HAFOKA, Spencer	9	11	118	10.7	1	24	13.1
UNGA, Harvey	8	7	60	8.6	1	28	7.5
THOMPSON, Brett	8	6	95	15.8	0	46	11.9
HEIMULI, Anthon	4	1	5	5.0	0	5	1.2
Total	9	197	2642	13.4	22	80	293.6
Opponents	9	185	2068	11.2	14	75	229.8

Interceptions	no.	yds	avg	td	lg
JOHNSON, Scott	3	1	0.3	0	1
LOGAN, Brian	3	59	19.7	0	21
BILLS, Craig	2	40	20.0	0	24
PENDLETON, Jor	1	0	0.0	0	0
RICH, Andrew	1	0	0.0	0	0

Punting	no.	yds	avg	lg	tb	fc	i2050+	blk
STEPHENSON, Ri	24	1014	42.4	57	2	7	6	0

Punt Returns	no.	yds	avg	td	lg
CHAMBERS, O'Ne	12	69	5.8	0	17
HAFOKA, Spencer	2	17	8.5	0	14
JACOBSON, McK	2	2	1.0	0	2
MARSHALL, Matt	1	22	22.0	0	0
TEAM	1	1	1.0	0	1
Total	18	111	6.2	0	17
Opponents	6	11	1.8	0	5

FieldGoals	fg	pct.	01-19	20-29	30-39	40-49	50-99	lg	blk
PAYNE, Mitch	5-8	62.5	0-0	2-2	1-2	2-4	0-0	44	0

KickReturns	no.	yds	avg	td	lg
CHAMBERS, O'Ne	13	368	28.3	0	97
DI LUIGI, JJ	8	209	26.1	0	38
THOMAS, Steven	3	53	17.7	0	22
JACOBSON, McK	3	39	13.0	0	16
HAFOKA, Spencer	1	18	18.0	0	18
JORGENSEN, Jan	1	10	10.0	0	10
Total	29	697	24.0	0	97
Opponents	43	967	22.5	1	94

Scoring	td	fg	PAT				dpx	saf	pts
			kick	rush	rcv	pass			
UNGA, Harvey	10	-	-	-	-	-	-	60	
PAYNE, Mitch	-	5-8	44-45	-	-	-	-	59	
DI LUIGI, JJ	7	-	-	-	-	-	-	42	
PITTA, Dennis	5	-	-	-	-	-	-	30	
JACOBSON, McK	4	-	-	-	-	-	-	24	
KARIYA, Bryan	4	-	-	-	-	-	-	24	
TONGA, Manase	4	-	-	-	-	-	-	24	
NELSON, Riley	3	-	-	-	-	-	-	18	
GEORGE, Andrew	2	-	-	-	-	-	-	12	
HALL, Max	2	-	-	-	-	-	-	12	
PILI, JoJo	1	-	-	-	-	-	-	6	
HAFOKA, Spencer	1	-	-	-	-	-	-	6	
ASHWORTH, Luk	1	-	-	-	-	-	-	6	
PENDLETON, Jor	1	-	-	-	-	-	-	6	
Total	45	5-8	44-45	-	-	-	-	329	
Opponents	25	8-11	23-24	0-1	-	-	-	197	

AllPurpose	g	rush	rcv	pr	kr	ir	total	avg/g
UNGA, Harv	8	783	60	0	0	0	843	105.4
CHAMBERS, O'Ne	9	8	283	69	368	0	728	80.9
DI LUIGI, JJ	9	206	254	0	209	0	669	74.3
PITTA, Denni	9	0	568	0	0	0	568	63.1
JACOBSON, J	5	0	380	2	39	0	421	84.2
Total	9	1485	2642	111	697	100	5035	559.4
Opponents	9	947	2068	11	967	138	4131	459.0

TotalOffense	g	plays	rush	pass	total	avg/g
HALL, Max	9	321	74	2543	2617	290.8
UNGA, Harvey	8	139	783	0	783	97.9
NELSON, Riley	7	31	122	99	221	31.6
DI LUIGI, JJ	9	37	206	0	206	22.9
KARIYA, Bryan	9	50	194	0	194	21.6
Total	9	630	1485	2642	4127	458.6
Opponents	9	563	947	2068	3015	335.0

#	DefensiveLeaders	gp	Tackles			tfl/yds	Sacks	Passdefense			Fumbles		blkd	
			a	tot	sa			int-yds	brup	qbh	rcv-yds	ff	kick	saf
22	RICH, Andrew	9	33	22	55	2.0-2	.	1-0	1	.	1-0	2	.	.
21	JOHNSON, Scott	8	35	11	46	1.0-3	.	3-1	5
47	HOOKS, Terrance	9	27	17	44	2.0-2	1.0-1	.	.	2	.	1	.	.
42	DOMAN, Shawn	9	15	27	42	3.5-10	1.0-2	.	1	.	2-0	1	.	.
5	BRADLEY, Brando	9	29	11	40	.	.	.	2	.	.	2	.	.
Total		9	340	255	595	37-160	18-123	10-100	26	15	6-12	9	1	.
Opponents		9	356	331	687	32-119	15-80	11-138	18	14	6-7	7	.	.

**BYU Team Game-by-Game (as of Nov 08, 2009)
All games**

TEAMSTATISTICS

Date	Opponent	Rushing				Receiving				Passing				KickReturns				Punt Returns				tot off	
		no.	yds	td	lg	no.	yds	td	lg	cmp	att	in	yds	td	lg	no.	yds	td	lg	no.	yds		td
Sep 05	vs Oklahoma	33	28	0	15	26	329	2	49	26	38	2	49	2	4	61	0	22	2	3	0	2	357
Sep 12	at Tulane	45	206	4	14	26	321	2	38	26	34	1	321	2	38	2	45	0	27	0	0	0	527
Sep 19	FLORIDA STATE	19	108	1	30	23	367	3	80	23	34	3	367	3	80	2	23	0	13	0	0	0	475
Sep 26	COLORADO STATE	34	132	4	20	18	241	2	37	18	29	2	241	2	37	3	69	0	27	2	22	0	373
Oct 02	UTAH STATE	43	213	2	23	16	218	3	48	16	23	2	218	3	48	3	73	0	38	1	9	0	431
Oct 10	at UNLV	43	291	6	52	21	320	2	46	21	27	0	320	2	46	3	150	0	97	4	31	0	611
Oct 17	at San Diego State	52	166	2	20	27	346	3	40	27	39	0	346	3	40	5	124	0	37	3	38	0	512
Oct 24	TC HORNED FROGS	37	110	0	16	20	188	1	23	20	33	1	188	1	23	7	152	0	28	3	10	0	298
Nov 07	at Wyoming	45	231	3	17	20	312	4	79	20	22	0	312	4	79	0	0	0	0	3	-2	0	543
Opponents		351	1485	22	52	197	2642	22	80	197	279	2642	22	80	29	697	0	97	18	111	0	17	4127
Opponents		273	947	9	47	185	2068	14	75	185	290	2068	14	75	43	967	1	94	6	11	0	5	3015

Games played: 9
 Avg per rush: 4.2
 Avg per catch: 13.4
 Pass efficiency: 168.29
 Kick ret avg: 24.0
 Punt ret avg: 6.2
 All purpose avg/game: 559.4
 Total offense avg/gm: 458.6

Date	Opponent	Tackles				Sacks no-yds	Fumble		PassDefense			Blkd kick	PAT Attempts				pts	
		ua	a	total	tfl-yds		ff	fr-yds	int-yds	qbh	brup		kick	rush	rcv	saf		
Sep 0	vs Oklahoma	42	16	58	4.0-7	1.0-1	2	2-0	0-0	3	3	0	2-2	0	0	0	0	14
Sep 1	at Tulane	42	20	62	6.0-19	3.0-10	2	2-12	2-37	0	2	0	6-7	0	0	0	0	54
Sep 1	FLORIDA STATE	47	36	83	2.0-2	0.0-0	1	0-0	0-0	4	2	0	4-4	0	0	0	0	28
Sep 2	COLORADO STAT	43	46	89	6.0-42	3.0-35	1	0-0	2-20	3	6	1	6-6	0	0	0	0	42
Oct 0	UTAH STATE	42	34	76	5.0-10	3.0-8	0	1-0	0-0	1	2	0	5-5	0	0	0	0	35
Oct 1	at UNLV	35	20	55	4.0-21	2.0-18	1	0-0	3-1	0	3	0	8-8	0	0	0	0	59
Oct 1	at San Diego State	36	2	38	2.0-11	1.0-10	0	0-0	1-0	0	4	0	5-5	0	0	0	0	38
Oct 2	TC HORNED FRO	23	47	70	3.0-18	2.0-15	1	0-0	0-0	4	1	0	1-1	0	0	0	0	7
Nov 0	at Wyoming	30	34	64	5.0-30	3.0-17	1	1-0	2-42	0	3	0	7-7	0	0	0	0	52
Opponents		340	255	595	37.0-160	17.0-114	9	6-12	10-100	15	26	1	44-45	0	0	0	0	329
Opponents		356	331	687	32.0-119	15.0-80	7	6-7	11-138	14	18	0	23-24	0	0	0	0	197

Date	Opponent	Punting									Field Goals			Kickoffs				
		no.	yds	avg	long	blkd	tb	fc	50+	i20	md-att	long	blkd	no.	yds	avg	tb	ob
Sep 0	vs Oklahoma	5	198	39.6	50	0	0	1	1	1	0-1	0	0	3	177	59.0	0	1
Sep 1	at Tulane	0	0	0.0	0	0	0	0	0	0	2-2	41	0	10	610	61.0	0	2
Sep 1	FLORIDA STATE	1	43	43.0	43	0	0	0	0	0	0-0	0	0	5	331	66.2	2	0
Sep 2	COLORADO STAT	4	204	51.0	57	0	0	0	2	0	0-0	0	0	7	476	68.0	1	0
Oct 0	UTAH STATE	3	111	37.0	53	0	0	1	1	1	0-0	0	0	6	392	65.3	1	1
Oct 1	at UNLV	2	75	37.5	39	0	1	1	0	1	1-1	28	0	10	648	64.8	2	0
Oct 1	at San Diego State	2	65	32.5	37	0	0	0	0	1	1-1	44	0	6	408	68.0	0	0
Oct 2	TC HORNED FRO	6	282	47.0	57	0	1	3	2	2	0-1	0	0	2	140	70.0	1	0
Nov 0	at Wyoming	1	39	39.0	39	0	0	1	0	0	1-2	36	0	9	617	68.6	4	0
Opponents		24	1017	42.4	57	0	2	7	6	6	5-8	44	0	58	3799	65.5	11	4
Opponents		45	1907	42.4	70	1	7	3	12	16	8-11	38	0	40	2589	64.7	10	1

BYU Opponent Game-by-Game (as of Nov 08, 2009)
All games

OPPONENT STATISTICS

Date	Opponent	Rushing				Receiving				Passing				KickReturns				Punt Returns				tot off		
		no.	yds	td	lg	no.	yds	td	lg	cmp	att	in	yds	td	lg	no.	yds	td	lg	no.	yds		td	lg
Sep 05	vs Oklahoma	31	118	0	14	16	147	1	18	16	26	0	147	1	18	2	27	0	16	2	6	0	3	265
Sep 12	at Tulane	24	37	0	11	20	125	0	19	20	28	2	125	0	19	8	149	0	27	0	0	0	0	162
Sep 19	FLORIDA STATE	49	313	4	47	22	199	2	26	22	28	0	199	2	26	3	71	0	28	0	0	0	0	512
Sep 26	COLORADO STATE	28	66	1	16	31	372	2	21	31	51	2	372	2	21	6	140	0	36	2	2	0	5	438
Oct 02	UTAH STATE	37	109	1	16	20	213	1	32	20	30	0	213	1	32	4	75	0	29	1	3	0	3	322
Oct 10	at UNLV	19	45	0	12	25	292	2	75	25	41	3	292	2	75	8	214	1	94	0	0	0	0	337
Oct 17	at San Diego State	16	20	1	12	22	322	3	45	22	34	1	322	3	45	6	160	0	31	0	0	0	0	342
Oct 24	TC HORNED FROGS	37	127	2	10	14	285	3	75	14	25	0	285	3	75	1	24	0	24	1	0	0	0	412
Nov 07	at Wyoming	32	112	0	15	15	113	0	19	15	27	2	113	0	19	5	107	0	24	0	0	0	0	225
BYU		273	947	9	47	185	2068	14	75	185	290	2068	14	75	43	967	1	94	6	11	0	5	3015	
BYU		351	1485	22	52	197	2642	22	80	197	279	2642	22	80	29	697	0	97	18	111	0	17	4127	

Games played: 9
 Avg per rush: 3.5
 Avg per catch: 11.2
 Pass efficiency: 132.73
 Kick ret avg: 22.5
 Punt ret avg: 1.8
 All purpose avg/game: 459.0
 Total offense avg/gm: 335.0

Date	Opponent	Tackles				Sacks no-yds	Fumble		PassDefense			Blkd kick	PAT Attempts				pts	
		ua	a	total	tfl-yds		ff	fr-yds	int-yds	qbh	brup		kick	rush	rcv	saf		
Sep 0	vs Oklahoma	46	18	64	10.0-33	4.0-19	2	2-0	2-19	6	2	0	1-1	0	0	0	0	13
Sep 1	at Tulane	46	38	84	1.0-4	0.0-0	0	0-0	1-1	0	2	0	0-0	0	0	0	0	3
Sep 1	FLORIDA STATE	32	16	48	1.0-5	1.0-5	2	2-0	3-97	1	1	0	6-7	0	0	0	54	
Sep 2	COLORADO STAT	29	38	67	3.0-15	3.0-15	0	0-0	2-0	3	2	0	2-2	0	0	0	23	
Oct 0	UTAH STATE	40	31	71	2.0-7	1.0-4	1	1-7	2-16	1	1	0	2-2	0	0	0	17	
Oct 1	at UNLV	36	50	86	2.0-3	0.0-0	0	0-0	0-0	0	0	0	3-3	0	0	0	21	
Oct 1	at San Diego State	65	26	91	4.0-10	0.0-0	0	0-0	0-0	0	4	0	4-4	0	0	0	28	
Oct 2	TC HORNED FRO	37	50	87	7.0-40	5.0-36	1	1-0	1-5	3	6	0	5-5	0	0	0	38	
Nov 0	at Wyoming	25	64	89	2.0-2	1.0-1	1	0-0	0-0	0	0	0	0-0	0	0	0	0	
BYU		356	331	687	32.0-119	15.0-80	7	6-7	11-138	14	18	0	23-24	0	0	0	197	
BYU		340	255	595	37.0-160	17.0-114	9	6-12	10-100	15	26	1	44-45	0	0	0	329	

Date	Opponent	Punting										Field Goals			Kickoffs				
		no.	yds	avg	long	blkd	tb	fc	50+	i20	md-att	long	blkd	no.	yds	avg	tb	ob	
Sep 0	vs Oklahoma	7	311	44.4	52	0	1	1	3	3	2-3	35	0	4	250	62.5	0	0	
Sep 1	at Tulane	5	185	37.0	45	0	1	1	0	2	1-1	29	0	2	127	63.5	0	0	
Sep 1	FLORIDA STATE	1	38	38.0	38	0	0	0	0	1	2-3	35	0	9	610	67.8	7	0	
Sep 2	COLORADO STAT	5	172	34.4	52	1	1	1	1	2	1-2	38	0	5	266	53.2	1	1	
Oct 0	UTAH STATE	5	246	49.2	54	0	2	0	3	2	1-1	20	0	3	210	70.0	0	0	
Oct 1	at UNLV	5	220	44.0	54	0	0	0	1	2	0-0	0	0	4	274	68.5	1	0	
Oct 1	at San Diego State	4	189	47.2	50	0	0	0	2	1	0-0	0	0	5	319	63.8	0	0	
Oct 2	TC HORNED FRO	6	245	40.8	50	0	0	0	1	1	1-1	28	0	7	463	66.1	0	0	
Nov 0	at Wyoming	7	301	43.0	70	0	2	0	1	2	0-0	0	0	1	70	70.0	1	0	
BYU		45	1907	42.4	70	1	7	3	12	16	8-11	38	0	40	2589	64.7	10	1	
BYU		24	1017	42.4	57	0	2	7	6	6	5-8	44	0	58	3799	65.5	11	4	

BYU Game Superlatives (as of Nov 08, 2009)
All games

INDIVIDUAL GAME HIGHS

Rushes	26	UNGA, Harvey at San Diego State (Oct 17, 2009)
Yards Rushing	149	UNGA, Harvey at UNLV (Oct 10, 2009)
TD Rushes	3	UNGA, Harvey vs Colorado State (Sep 26, 2009)
	3	UNGA, Harvey at UNLV (Oct 10, 2009)
Long Rush	52	UNGA, Harvey at UNLV (Oct 10, 2009)
Pass attempts	39	HALL, Max at San Diego State (Oct 17, 2009)
Pass completions	27	HALL, Max at San Diego State (Oct 17, 2009)
Yards Passing	346	HALL, Max at San Diego State (Oct 17, 2009)
TD Passes	4	HALL, Max at Wyoming (Nov 07, 2009)
Long Pass	80	HALL, Max vs Florida State (Sep 19, 2009)
Receptions	7	PITTA, Dennis vs Oklahoma (Sep 05, 2009)
Yards Receiving	111	JACOBSON, McKay vs Florida State (Sep 19, 2009)
TD Receptions	2	PITTA, Dennis vs Utah State (Oct 02, 2009)
	2	DI LUIGI, JJ at Wyoming (Nov 07, 2009)
Long Reception	80	JACOBSON, McKay vs Florida State (Sep 19, 2009)
Field Goals	2	PAYNE, Mitch at Tulane (Sep 12, 2009)
Long Field Goal	44	PAYNE, Mitch at San Diego State (Oct 17, 2009)
Punts	6	STEPHENSON, Ril vs TC Horned Frogs (Oct 24, 2009)
Punting Avg	51.0	STEPHENSON, Ril vs Colorado State (Sep 26, 2009)
Long Punt	57	STEPHENSON, Ril vs Colorado State (Sep 26, 2009)
	57	STEPHENSON, Ril vs TC Horned Frogs (Oct 24, 2009)
Long Punt Return	17	CHAMBERS, O'Nei at San Diego State (Oct 17, 2009)
Long Kickoff Return	97	CHAMBERS, O'Nei at UNLV (Oct 10, 2009)
Tackles	11	LOGAN, Brian vs Florida State (Sep 19, 2009)
	11	JOHNSON, Scott vs Colorado State (Sep 26, 2009)
	11	RICH, Andrew vs Colorado State (Sep 26, 2009)
	11	RICH, Andrew vs TC Horned Frogs (Oct 24, 2009)
Sacks	2.0	NELSON, Grant at Tulane (Sep 12, 2009)
	2.0	CLAWSON, Coleby at UNLV (Oct 10, 2009)
Tackles For Loss	2.0	SO'OTO, Vic at Tulane (Sep 12, 2009)
	2.0	NELSON, Grant at Tulane (Sep 12, 2009)
	2.0	FUGA, Romney vs Colorado State (Sep 26, 2009)
	2.0	CLAWSON, Coleby at UNLV (Oct 10, 2009)
Interceptions	2	JOHNSON, Scott at UNLV (Oct 10, 2009)

BYU Game Superlatives (as of Nov 08, 2009)
All games

TEAM GAME HIGHS

Rushes	52	at San Diego State (Oct 17, 2009)
Yards Rushing	291	at UNLV (Oct 10, 2009)
Yards Per Rush	6.8	at UNLV (Oct 10, 2009)
TD Rushes	6	at UNLV (Oct 10, 2009)
Pass attempts	39	at San Diego State (Oct 17, 2009)
Pass completions	27	at San Diego State (Oct 17, 2009)
Yards Passing	367	vs Florida State (Sep 19, 2009)
Yards Per Pass	14.2	at Wyoming (Nov 07, 2009)
TD Passes	4	at Wyoming (Nov 07, 2009)
Total Plays	91	at San Diego State (Oct 17, 2009)
Total Offense	611	at UNLV (Oct 10, 2009)
Yards Per Play	9.0	vs Florida State (Sep 19, 2009)
Points	59	at UNLV (Oct 10, 2009)
Sacks By	3	at Tulane (Sep 12, 2009)
	3	vs Colorado State (Sep 26, 2009)
	3	vs Utah State (Oct 02, 2009)
	3	at Wyoming (Nov 07, 2009)
First Downs	35	at Tulane (Sep 12, 2009)
Penalties	10	vs Oklahoma (Sep 05, 2009)
	10	vs Colorado State (Sep 26, 2009)
Penalty Yards	117	vs Colorado State (Sep 26, 2009)
Turnovers	5	vs Florida State (Sep 19, 2009)
Interceptions By	3	at UNLV (Oct 10, 2009)

BYU Game Superlatives (as of Nov 08, 2009)
All games

OPPONENT INDIVIDUAL GAME HIGHS

Rushes	17	Robert Turbin, vs Utah State (Oct 02, 2009)
Yards Rushing	108	Jones, T, vs Florida State (Sep 19, 2009)
TD Rushes	2	Pryor, L, vs Florida State (Sep 19, 2009)
Long Rush	47	Jones, T, vs Florida State (Sep 19, 2009)
Pass attempts	51	STUCKER, Grant, vs Colorado State (Sep 26, 2009)
Pass completions	31	STUCKER, Grant, vs Colorado State (Sep 26, 2009)
Yards Passing	372	STUCKER, Grant, vs Colorado State (Sep 26, 2009)
TD Passes	3	LINDLEY, Ryan, at San Diego State (Oct 17, 2009)
	3	DALTON, Andy, vs TC Horned Frogs (Oct 24, 2009)
Long Pass	75	CLAYTON, Omar, at UNLV (Oct 10, 2009)
	75	DALTON, Andy, vs TC Horned Frogs (Oct 24, 2009)
Receptions	11	LIGGETT, Tyson, vs Colorado State (Sep 26, 2009)
Yards Receiving	156	LIGGETT, Tyson, vs Colorado State (Sep 26, 2009)
TD Receptions	2	SAMPSON, DeMarc, at San Diego State (Oct 17, 2009)
Long Reception	75	JOHNSON, M., at UNLV (Oct 10, 2009)
	75	HICKS, Antoine, vs TC Horned Frogs (Oct 24, 2009)
Field Goals	2	Stevens, Jimmy, vs Oklahoma (Sep 05, 2009)
	2	Hopkins, D, vs Florida State (Sep 19, 2009)
Long Field Goal	38	DELINE, Ben, vs Colorado State (Sep 26, 2009)
Punts	7	Way, Tress, vs Oklahoma (Sep 05, 2009)
	7	MCCOY, Austin, at Wyoming (Nov 07, 2009)
Punting Avg	49.2	Peter Caldwell, vs Utah State (Oct 02, 2009)
Long Punt	70	MCCOY, Austin, at Wyoming (Nov 07, 2009)
Long Punt Return	5	THOMAS, Gerard, vs Colorado State (Sep 26, 2009)
Long Kickoff Return	94	PURVIS, Deante', at UNLV (Oct 10, 2009)
Tackles	16	PROSINSKI,Chris, at Wyoming (Nov 07, 2009)
Sacks	2.0	GIPSON, Chris, vs Colorado State (Sep 26, 2009)
	2.0	GRANT, Cory, vs TC Horned Frogs (Oct 24, 2009)
Tackles For Loss	4.0	McCoy, Gerald, vs Oklahoma (Sep 05, 2009)
Interceptions	1	Reynolds, Ryan, vs Oklahoma (Sep 05, 2009)
	1	Clayton, Keenan, vs Oklahoma (Sep 05, 2009)
	1	ECHEBELEM, C., at Tulane (Sep 12, 2009)
	1	Bradham, N, vs Florida State (Sep 19, 2009)
	1	Alexander, AJ, vs Florida State (Sep 19, 2009)
	1	Reid, G, vs Florida State (Sep 19, 2009)
	1	OPPENNEER, Nick, vs Colorado State (Sep 26, 2009)
	1	KAWULOK, Michae, vs Colorado State (Sep 26, 2009)
	1	Kejon Murphy, vs Utah State (Oct 02, 2009)
	1	Rajric Coleman, vs Utah State (Oct 02, 2009)
	1	WASHINGTON, Dar, vs TC Horned Frogs (Oct 24, 2009)

BYU Game Superlatives (as of Nov 08, 2009)
All games

OPPONENT TEAM GAME HIGHS

Rushes	49	vs Florida State (Sep 19, 2009)
Yards Rushing	313	vs Florida State (Sep 19, 2009)
Yards Per Rush	6.4	vs Florida State (Sep 19, 2009)
TD Rushes	4	vs Florida State (Sep 19, 2009)
Pass attempts	51	vs Colorado State (Sep 26, 2009)
Pass completions	31	vs Colorado State (Sep 26, 2009)
Yards Passing	372	vs Colorado State (Sep 26, 2009)
Yards Per Pass	11.4	vs TC Horned Frogs (Oct 24, 2009)
TD Passes	3	at San Diego State (Oct 17, 2009)
	3	vs TC Horned Frogs (Oct 24, 2009)
Total Plays	79	vs Colorado State (Sep 26, 2009)
Total Offense	512	vs Florida State (Sep 19, 2009)
Yards Per Play	6.8	at San Diego State (Oct 17, 2009)
Points	54	vs Florida State (Sep 19, 2009)
Sacks By	5	vs TC Horned Frogs (Oct 24, 2009)
First Downs	27	vs Florida State (Sep 19, 2009)
	27	vs Colorado State (Sep 26, 2009)
Penalties	12	vs Oklahoma (Sep 05, 2009)
Penalty Yards	102	at Tulane (Sep 12, 2009)
Turnovers	4	at Tulane (Sep 12, 2009)
Interceptions By	3	vs Florida State (Sep 19, 2009)

BYU Red-Zone Results (as of Nov 08, 2009)
All games

BYU Inside Opponent Red-Zone

Date	Opponent	Score	Times		Total Pts	Rush Pass FGs			Failed to score inside RZ						
			In RZ	Score		TDs	TDs	TDs	Made	FGA	Dow	Int	Fum	Half	Gam
Sep 05, 20	vs Oklahoma	14-13	3	2	14	2	0	2	0	0	0	0	1	0	0
Sep 12, 20	at Tulane	54-3	7	7	40	5	4	1	2	0	0	0	0	0	0
Sep 19, 20	FLORIDA STATE	L 28-54	3	2	14	2	1	1	0	0	0	0	1	0	0
Sep 26, 20	COLORADO STATE	42-23	5	5	35	5	4	1	0	0	0	0	0	0	0
Oct 02, 20	UTAH STATE	35-17	4	4	28	4	2	2	0	0	0	0	0	0	0
Oct 10, 20	at UNLV	59-21	6	6	38	5	4	1	1	0	0	0	0	0	0
Oct 17, 20	at San Diego State	38-28	5	5	35	5	2	3	0	0	0	0	0	0	0
Oct 24, 20	TC HORNED FROG	L 7-38	2	1	7	1	0	1	0	0	1	0	0	0	0
Nov 07, 20	at Wyoming	52-0	7	6	38	5	3	2	1	1	0	0	0	0	0
Totals			42	38	249	34	20	14	4	1	1	0	2	0	0

38 of 42 (90.5%)

Opponents Inside BYU Red-Zone

Date	Opponent	Score	Times		Total Pts	Rush Pass FGs			Failed to score inside RZ						
			In RZ	Score		TDs	TDs	TDs	Made	FGA	Dow	Int	Fum	Half	Gam
Sep 05, 20	vs Oklahoma	14-13	4	3	13	1	0	1	2	0	0	0	1	0	0
Sep 12, 20	at Tulane	54-3	1	1	3	0	0	0	1	0	0	0	0	0	0
Sep 19, 20	FLORIDA STATE	L 28-54	8	8	47	6	4	2	2	0	0	0	0	0	0
Sep 26, 20	COLORADO STATE	42-23	5	3	20	3	1	2	0	1	1	0	0	0	0
Oct 02, 20	UTAH STATE	35-17	3	3	17	2	1	1	1	0	0	0	0	0	0
Oct 10, 20	at UNLV	59-21	2	1	7	1	0	1	0	0	0	1	0	0	0
Oct 17, 20	at San Diego State	38-28	5	4	28	4	1	3	0	0	0	1	0	0	0
Oct 24, 20	TC HORNED FROG	L 7-38	4	4	24	3	2	1	1	0	0	0	0	0	0
Nov 07, 20	at Wyoming	52-0	1	0	0	0	0	0	0	0	0	0	0	1	0
Totals			33	27	159	20	9	11	7	1	1	2	1	1	0

27 of 33 (81.8%)