



MEN'S VOLLEYBALL

THREE TIME NATIONAL CHAMPIONS '99, '01, '04

Athletic Communications • 30 Smith Fieldhouse • Provo, Utah • 84602 • 801-422-8948 • fax 801-422-0633

BYU Record

2005: 18-9 overall, 13-7 conference
 (9-3 home, 6-5 away, 3-1 neutral)
 All-time : 274-157 (.636) (since 1990)
 Coach Peterson: 70-20 at BYU (.778)
 322-150 career (.682)

2005 Schedule/Results

Date	Opp/Event	Time/Results
1/5	vs. Lewis @ Outrigger Tournament	W, 3-1
1/6	vs. Penn State @ Outrigger Tournament	W, 3-2
1/7	vs. Hawai'i @ Outrigger Tournament	W, 3-1
1/14	CALIFORNIA BAPTIST	L, 2-3
1/15	CALIFORNIA BAPTIST	W, 3-0
1/21	@ #10 UC Santa Barbara*	L, 1-3
1/22	@ #10 UC Santa Barbara*	W, 3-0
1/28	#1 UCLA*	W, 3-1
1/29	#1 UCLA*	L, 0-3
2/4	vs. Ball State @ Hall of Fame Classic	W, 3-0
2/5	vs. #6 Penn State @ Hall of Fame Classic	L, 2-3
2/11	@ #2 Pepperdine*	L, 1-3
2/12	@ #2 Pepperdine	L, 0-3
2/25	#10 UC IRVINE	W, 3-1
2/26	#10 UC IRVINE*	W, 3-0
3/4	@ USC*	W, 3-1
3/5	@ USC*	W, 3-0
3/11	@ #11 Pacific*	W, 3-0
3/12	@ #11 Pacific*	L, 1-3
3/18	#3 HAWAII*	W, 3-0
3/19	#3 HAWAII*	W, 3-0
3/25	#7 LONG BEACH STATE*	L, 0-3
3/26	#7 LONG BEACH STATE*	W, 3-2
4/1	@ #8 CS Northridge*	W, 3-1
4/2	@ #8 CS Northridge*	L, 0-3
4/8	UC SAN DIEGO*	W, 3-0
4/9	UC SAN DIEGO*	W, 3-0
4/15	@ Stanford*	7 p.m.
4/16	@ Stanford*	7 p.m.
4/23	MPSF First Round	TBA
4/28	MPSF Semi-finals	TBA
4/30	MPSF Finals	TBA

* MPSF Opponents

**HOME MATCHES IN CAPS

Media Relations Information

Volleyball contact: Kyle Chilton
 E-mail: mvolleyball_sid@byu.edu
 Phone: (801) 422-8999

No. 6 BYU COUGARS (18-9, 13-7 MPSF)

at

No. 9 STANFORD CARDINAL (11-12, 10-10 MPSF)

Friday April 15, 7 p.m.

Saturday April 16, 7 p.m.

Burnham Pavilion



Regular Season Concludes at Stanford

PALO ALTO, Calif. (April 12, 2005) – Playing in its final matches of the regular season, the BYU men's volleyball team will look to lock up a third-place finish in the Mountain Pacific Sports Federation with two contests against the Stanford Cardinal this weekend at 7 p.m. (April 15 and 16) in Palo Alto, Calif.

The Cougars are 18-9 overall and are tied with the University of Hawai'i at 13-7 in the MPSF. BYU owns the advantage between the two teams, having defeated the Warriors in three meetings this season. Two wins this weekend would likely mean a potential match-up with Long Beach State or UC Santa Barbara in the first round of the MPSF tournament, depending on the outcomes of matches around the league.

"Obviously these are the most important matches to date," BYU coach Tom Peterson said. "It's a wonderful opportunity for us to not only secure a high seed but also play well to go into the playoffs next week with momentum. To be able to host is huge. We don't want to have to start on the road. We have a big advantage playing in the Smith Fieldhouse, and it would be great to give the fans one last chance to see us play."

BYU is coming off two dominant wins over MPSF cellar-dweller UC San Diego. The Cougars swept the Tritons both nights last weekend while several players turned in strong performances.

Stanford (11-12, 10-10) has won four of five and is also fighting for postseason seeding. The Cardinal are currently one match ahead of CS Northridge for the seventh spot and two behind UC Santa Barbara and Long Beach State. The seventh- and eighth-place teams will play for the chance to square off with the No. 2 seed in the tournament.

Cardinal setter Kevin Hansen is hailed by many coaches as the best setter in the nation despite playing under the radar in Palo Alto. Averaging 12.79 assists, 1.92 digs and 0.24 aces, his competitive drive is the key to Stanford's success.

"They have one of the best players in the country with national team potential," Peterson said of Hansen. "Many of the coaches say he's the best setter in the league. He's very competitive and is a big part of why they get going. We have to make sure we don't let him do all of his tricks."

Hansen keeps the opposition guessing by evenly distributing the sets as three Cardinal players average over three kills per game. Ben Reddy leads the way at 3.79 and also adds a team-high 0.31 aces and 1.55 digs. David Vogel is second in kills at 3.12 and tallies 2.01 digs per game. Craig Buell is the third player in the three kills per game club at 3.04 while leading the team in blocks per game at 1.09 and coming in second on the team in hitting percentage at .393.

The Cardinal are coached by Don Shaw, who is in his sixth year coaching the men at Stanford after coaching the women's team for 16 years (1984-1999). During his tenure with the women he guided the Cardinal to four NCAA titles and 10 conference championships.

This weekend's matches will mark the 25th and 26th meetings between the schools, with BYU owning a 16-8 advantage. Since the 1999 season, when the Cougars won their first national title, BYU has won 10 of 11, including the last six.

Victor Batista is coming off a strong weekend in which he had 21 kills, hit .545 (21-3-33) and recorded five aces and seven blocks. His fourth and fifth aces tied and set the record for most service aces in a season by a BYU team at 152 and 153. The 2003 team registered 152 aces.

"This is the end of the season, and this is why we play," he said. "It comes down to these two matches and the playoffs. This is where everyone's character shows, and we'll know if we have the character to be on track to win a championship. It boils down to our character as much as anything else."

Both matches will begin at 7 p.m. and Saturday's will be televised on CSTV. To follow the matches online, visit www.BYUCougars.com/Schedule.jsp?SP=201&YR=2004.

BYU Quick Facts

Location: Provo, Utah 84602
 Enrollment: 32,122 (Daytime)
 Founded: Oct. 15, 1875, by The Church of Jesus Christ of Latter-day Saints
 Colors: Blue and White
 Nickname: Cougars
 Mascot: Cosmo (the Cougar)
 Affiliation: NCAA Division I
 Conference: Mountain Pacific Sports Federation
 Arena: Smith Fieldhouse (5,000)
 President: Cecil O. Samuelson
 Ticket Office Phone: (801) 422-BYU1 or 1-800-322-BYU1

Volleyball Staff:

Head Coach: Tom Peterson (BYU, 1978)
 BYU Record / Years: 70-20 / 3rd season
 Office Phone: (801) 422-8291
 Career Record / Years: 322-150 / 13 years
 Assistant Coaches:
 Grayson DuBose (BYU, 1993)
 Shawn Patchell (BYU, 1993)
 Volunteer Coach:
 Greg Jorgenson (Utah State, 2002)
 Trainer: Blain Empey

Volleyball Facts:

2004 Overall Record: 29-4
 Conference Record/Finish: 20-2 / 1st in MPSF
 Final National Ranking: 1st
 Record vs Top-10 teams: 16-2
 All-Time Record in NCAA Tournament Play: 7-1
 All-Time Record in MPSF Tournament Play: 15-8

2004 All-MPSF Performers:

Carlos Moreno (First Team)
 Fernando Pessoa (Second Team)
 Michael Burke (Third Team)
 Victor Batista (Honorable Mention)
 Joe Hillman (Honorable Mention)
 Jon Alleman (Honorable Mention)

2004 All-America Performers:

Carlos Moreno (First Team)
 Fernando Pessoa (First Team)
 Victor Batista (Second Team)
 Joe Hillman (Second Team)

WEEKLY NOTES:

Cougars Control their Destiny

Two wins over UC San Diego put BYU back in control of its own destiny. Before the weekend, the Cougars were tied for fifth with Long Beach State while UC Santa Barbara and Hawai'i were tied for third. Hawai'i and Long Beach split two matches in Honolulu and UC Santa Barbara lost twice, allowing BYU to step into a third place tie with Hawai'i at 13-7. The Cougars own the advantage over the Warriors, having swept the season series, 3-0.

Should BYU finish third or fourth place, it would likely mean a potential match-up with Long Beach State or UC Santa Barbara in Provo in the first round of the MPSF tournament, depending on the outcomes of matches around the league. The Cougars split with both teams, first against UC Santa Barbara on the road and then against Long Beach State in Provo.

Ace Kings

After registering 10 aces in two matches versus the UC San Diego Tritons, the 2005 squad set the school record for most aces in a season with 153. Batista, who had five over the weekend and currently leads the team with 33, tied the 2003 team's previous high of 152 with an ace in the second game to give the Cougars their 15th point. Later in the same game, Batista broke the record on BYU's 26th point. Earlier this season, Taylor Evans set a Cougar-rally scoring record with seven aces in a match against USC, March 4.

Rankings

After two dominant performances against UC San Diego last weekend (April 8 and 9), the Cougars moved up one spot from No. 7 to No. 6 in the USA Today/CSTV Top 15 Division I-II Coaches Poll. BYU made the same move in the *Volleyball Magazine* Poll, from No. 6 to No. 7.

USA Today/CSTV Top 15 Division I-II Coaches Poll #14

Rank	School	Total Pts.	Rec.	Prev.
1	UCLA (15)	239	24-3	1
2	Pepperdine (1)	224	19-2	2
3	Penn State	207	26-3	3
4	Long Beach State	190	18-9	4
5	Hawai'i	173	17-8	6
6	BYU	156	18-9	7
7	UC Santa Barbara	149	14-12	5
8	Cal State Northridge	125	16-12	9
9	Stanford	102	11-12	10
10	Loyola-Chicago	99	24-2	8
11	Ohio State	91	19-7	11
12	UC Irvine	59	8-19	13
13	Pacific	54	12-16	12
14	George Mason	28	17-8	15
15	Ball State	11	15-13	NR

Congelliere Makes First Start

Senior Rob Congelliere started the first match of his career Saturday, April 9, against the UC San Diego Tritons. He did not disappoint, registering five kills, five digs and four blocks. He played the first two games of the sweep at outside hitter and the third at libero.

Coach Peterson on the Seniors

On Rob Congelliere:

"Rob has more to do with our program than most people realize," Peterson said. "He is a great representative for the school and the team. He has been a very good influence on the rest of the players."

On Casey Patterson:

"Casey is a big part of our team. When he's good, we have a chance to win the championship."

On Mike Burke:

"What can you say about Mike Burke," Peterson said. "He is one of the main reasons we have been so successful the three years I've been here. He is one of the most dominant players in the country."

2005 BYU NUMERICAL ROSTER

No.	Name	Ht.	Wt.	Pos.	Class	Hometown
2	Bryan Stewart	6-4	190	MB/OPP	So.	Sandy, Utah
3	Michael Burke	6-8	230	MB	Sr.	Salt Lake City, Utah
4	Rob Congelliere	6-5	215	OH/LIB	Sr.	Newbury Park, Calif.
5	Brain Congelliere	6-2	190	S	Fr.	Newbury Park, Calif.
6	Matt Heyes	6-5	195	OH	So.	Salt Lake City, Utah
7	Brian Rowley	6-0	170	LIB	Jr.	Orem, Utah
8	Ivan Perez	6-4	190	OH	Fr.	Mayaguez, Puerto Rico
9	Casey Patterson	6-6	190	OPP/S	Sr.	Newbury Park, Calif.
10	Josh Edlinger	6-5	200	OH/OPP	Fr.	Lafayette, Calif.
11	Russell Holmes	6-8	185	MB	Fr.	Fountain Valley, Calif.
14	Rob Neilson	6-3	180	S	Jr.	Pacific Palisades, Calif.
15	Victor Batista	6-5	165	MB/OH	Jr.	Tamayo, Dominican Rep.
17	Taylor Evans	6-2	175	OH/OPP	Jr.	Orem, Utah
	Trent Sorenson	6-7	225	MB	Fr.	Palmdale, Calif.

2005 BYU ALPHABETICAL ROSTER

Name	No.	Pos.
Victor Batista	15	MB/OH
Michael Burke	3	MB
Rob Congelliere	4	OH/LIB
Brain Congelliere	5	S
Josh Edlinger	10	OPP/MB
Taylor Evans	17	OH/OPP
Matt Heyes	6	OH
Russell Holmes	11	MB
Rob Neilson	14	S
Casey Patterson	9	S/OPP
Ivan Perez	8	OH
Brian Rowley	7	LIB
Bryan Stewart	2	MB/OPP
Trent Sorenson		MB

Head Coach: Tom Peterson (BYU 1978)

Assistant Coaches: Grayson DuBose (BYU 1993), Shawn Patchell (BYU 1993)

Volunteer Assistant: Greg Jorgenson (Utah State 2002)

Undergraduate Assistant: Carlos Moreno

ROSTER BREAKDOWN

BY POSITION

Outside Hitters

Victor Batista
Rob Congelliere
Matt Heyes
Ivan Perez
Taylor Evans
Josh Edlinger

Setters

Rob Neilson
Brian Congelliere
Casey Patterson

Liberos

Brian Rowley
Rob Congelliere

Opposites

Casey Patterson
Taylor Evans
Bryan Stewart
Josh Edlinger

Middle Blockers

Victor Batista
Michael Burke
Russell Holmes
Bryan Stewart

BY CLASS

Seniors

Michael Burke
Rob Congelliere
Casey Patterson

Juniors

Michael Burke
Taylor Evans
Brian Rowley
Rob Neilson

Sophomores

Rob Congelliere
Bryan Stewart


Freshman

Russell Holmes
Josh Edlinger
Ivan Perez
Brian Congelliere
Trent Sorenson

THE PETERSON FILE

Tom Peterson, BYU alum and the 1994 NCAA Coach of the Year, enters his third year as the head coach of the Cougar men's volleyball program. Peterson led the Cougars to a 29-4 record last season and the team's third National Championship. Under his guidance, the 2004 team also won the MPSF regular season and post-season tournament, becoming only the second team in Cougar history to win both titles in the same year. In 2003, he guided BYU to second place finishes at the national championship and the MPSF regular season and a first place finish in the MPSF post-season tournament.

Peterson's career record currently stands at 309-143 with stints coaching the Penn State men's team and the women's teams at Salt Lake Community College, Utah State, and New Mexico. Before his NCAA coaching career, Peterson also coached the BYU men's club team from 1984-88. Peterson came to BYU in 2002 with over 20 years of volleyball coaching experience, including 17 years of collegiate head-coaching experience. He is the only coach to win a National Championship at two different schools (Penn State, 1994 and BYU, 2004).



SCOUTING THE CARDINAL

Stanford (11-12, 10-10) has won four of five and is also fighting for postseason seeding. The Cardinal are currently one match ahead of CS Northridge for the seventh spot and two behind UC Santa Barbara and Long Beach State. The seventh- and eighth-place teams will play for the chance to square off with the No. 2 seed in the tournament.

Cardinal setter Kevin Hansen is hailed by many coaches as the best setter in the nation despite playing under the radar in Palo Alto. Averaging 12.79 assists, 1.92 digs and 0.24 aces, his competitive drive is the key to Stanford's success.

"They have one of the best players in the country with national team potential," Peterson said of Hansen. "Many of the coaches say he's the best setter in the league. He's very competitive and is a big part of why they get going. We have to make sure we don't let him do all of his tricks."

Hansen keeps the opposition guessing by evenly distributing the sets as three Cardinal players average over three kills per game. Ben Reddy leads the way at 3.79 and also adds a team-high 0.31 aces and 1.55 digs. David Vogel is second in kills at 3.12 and tallies 2.01 digs per game. Craig Buell is the third player in the three kills per game club at 3.04 while leading the team in blocks per game at 1.09 and coming in second on the team in hitting percentage at .393.

"They're a good team, and they're getting better," Peterson said. "They've had some down years, but they're getting back to where they used to be. They're a well-coached team."

The Cardinal are coached by Don Shaw, who is in his sixth year coaching the men at Stanford after coaching the women's team for 16 years (1984-1999). During his tenure with the women he guided the Cardinal to four NCAA titles and 10 conference championships.

BYU vs. STANFORD

This weekend's matches will mark the 25th and 26th meetings between the schools, with BYU owning a 16-8 advantage. Since the 1999 season, when the Cougars won their first national title, BYU has won 10 of 11, including the last six.



BYU vs. STANFORD

Date	Location	W	L	3 Games	4 Games	5 Games
3/20/90	Away		1	0-3		
1/25/91	Home		1		1-3	
4/3/92	Away		1	0-3		
2/27/93	Home	1			3-1	
2/29/94	Away	1		3-0		
4/26/94*	Away		1		1-3	
1/21/95	Neutral	1			3-1	
4/8/95	Home	1				3-2
4/22/95*	Away	1				3-2
2/16/96	Away		1		1-3	
2/14/97	Home	1				3-2
4/24/97*	Away		1	0-3		
4/1/98	Away		1		1-3	
1/23/99	Home	1		3-0		
1/19/00	Away	1		3-0		
4/2/01	Away	1		3-0		
4/3/01	Away	1		3-0		
1/11/02	Home		1		1-3	
1/12/02	Home	1				3-2
4/20/02*	Home	1				3-2
1/17/03	Away	1				3-2
1/18/03	Away	1				3-2
2/20/04	Home	1		3-0		
2/21/04	Home	1		3-0		
RECORD	H: 8-2	16	8	7-3	2-5	7-0
	A: 7-6					
	N: 1-0					

* Indicates MPSF Tournament Match

2005 STANFORD CARDINAL MEN'S VOLLEYBALL ROSTER

No.	Name	Ht.	Pos.	Class	Hometown
1	Craig Buell	6-5	MB	SR	Solana Beach, Calif.
2	Chris Ahlfeldt	6-7	MB	JR	Manhattan Beach, Calif.
3	Nick Manov	6-6	OH/OPP	JR	Santa Cruz, Calif.
4	Eric Jones	6-7	MB	FR	Newport Beach, Calif.
5	David Vogel	6-3	OH	SR	Poway, Calif.
6	Matt Wahl	6-4	MB/OH	FR	San Diego, Calif.
7	Josh Schwarzapel	6-5	OH	SO	Manhattan Beach, Calif.
8	William Clayton	6-4	OH	JR	Newport Beach, Calif.
9	Jeremy Jacobs	6-4	S	JR	Dallas, Texas
10	Brian Skinner	6-4	MB/OH	FR	Valencia, Calif.
11	Brian Lindberg	6-0	L	SO	Thousand Oaks, Calif.
14	Matt Ceran	6-6	MB/OPP	FR	Los Angeles, Calif.
15	Ben Reddy	6-4	OH	JR	Waukesha, Wis.
17	Kevin Hansen	6-5	S	SR	Newport Beach, Calif.
18	Jesse Meredith	6-3	OH	FR	Lancaster, Pa.

Head Coach: Don Shaw
Associate Head Coach: John Kosty
Assistant Coach: Al Roderigues
Volunteer Assistant: Scott Birdwell
Student Assistant: Caitlyn Wilson

VOLLEYBALL INFORMATION

Head Coach: Don Shaw
School Record/Years: 79-64 / 5
Career Record/Years: same
2004 Overall Record: 9-18
2004 Conference Record/Finish: 6-16 / 10th
2004 Post Season: NA
Starters Returning/Lost: NA
Letterwinners Returning/Lost: 10 / 1
Series Record: BYU leads, 16-8

SPORTS INFORMATION

Volleyball Contact: DeRonnie Pitts
Office Phone: (650) 723-4418
Office Fax: (650) 725-2957
E-mail Address: dpitts@stanford.edu
Website: www.gostanford.com

2005 BYU Men's Volleyball Team Stats
Overall record: 16-9
Conf: 11-7 Home: 7-3 Away: 6-5 Neutral: 3-1

TEAM STATISTICS	BYU	OPP				
ATTACK						
Kills	1,544	1,070				
Errors	583	442				
Total Attacks	3,034	2,302				
Attack Pct	.317	.273				
Kills/Game	15.8	13.9				
SET						
Assists	1,449	1,005				
Assists/Game	14.8	13.1				
SERVE						
Aces	153	90				
Errors	466	311				
Aces/Game	1.6	1.2				
SERVE RECEPTIONS						
Errors	113	117				
Errors/Game	1.2	1.5				
DEFENSE						
Digs	792	581				
Digs/Game	8.1	7.5				
BLOCKING						
Block Solo	64	51				
Block Assist	442	274				
Total Blocks	285.0	188.0				
Blocks Per Game	2.9	2.4				
Block Errors	95	50				
BALL HANDLING ERRORS						
Total	39	28				
ATTENDANCE						
Total	40,871	9,995				
Dates/Avg Per Date	12/3,406	9/1,111				
Current Win Streak	2	-				
Current Home win streak	3	-				
MATCH WINS BY #GAMES						
	3	4	5	Total		
Brigham Young	10	6	2	18		
Opponents	4	3	2	9		
GAMES WON BY GAME						
	1	2	3	4	5	Total
Brigham Young	16	16	18	9	2	61
Opponents	11	11	9	4	2	37

2005 BYU RECORD

Overall	18-9	when attack pct. over .500	2-0
MPSF	13-7	when attack pct. between .400 and .500	2-0
Home	9-3	when attack pct. between .300 and .400	7-3
Away	6-5	when attack pct. between .200 and .300	7-5
Neutral	3-1	when attack pct. under .200	0-1
3 games	10-4	when have more digs	16-2
4 games	6-3	when have more team blocks	13-3
5 games	2-2		
when win first game	14-2	on Wednesday	1-0
when win first two games	11-1	on Thursday	1-0
when lose first game	4-7	on Fridays	9-4
when lose first two games	1-6	on Saturdays	7-5

2005 BYU MATCH-BY-MATCH LEADERS

Opponent	Kills	Attack %	Assists	Digs	Total Blocks
Lewis University	Batista-18	Neilson-.429	Neilson-51	Rowley-7 Batista-7 Neilson-7	Burke-5
Penn State	Burke-16	Burke-.500	Neilson-68	Rowley-10	Burke-4
Hawai'i	Batista-21	Burke-.458	Neilson-58	Patterson-10	Burke-6
Cal Baptist	Batista-17	Burke-.571	Neilson-61	Rowley-12	Burke-6
Cal Baptist	Perez-12	Burke-.667	Neilson-44	Rowley-6	Burke-5
UC Santa Barbara	Perez-17	Holmes-.818	Neilson-59	Perez-13	Batista-6
	Batista-17				
UC Santa Barbara	Batista-23	Batista-.656	Neilson-45	Batista-8	Burke-5 Holmes-5
UCLA	Evans-17	Burke-.450	Neilson-56	Rowley-9	Burke-10
UCLA	Batista-15	Batista-.478	Neilson-36	Rowley-7	Burke-4 Perez-4
Ball State	Batista-10	Batista-.750	Neilson-37	Evans-5	Holmes-5
	Patterson-10				
Penn State	Batista-20	Evans-.588	Neilson-66	Burke-6	Burke-5
	Patterson-20				Holmes-5
Pepperdine	Batista-11	Burke-.611	Neilson-45	Rowley-8	Neilson-4
	Bukre-11				
Pepperdine	Batista-12	Burke-.571	Neilson-42	Batista-6	Burke-2
	Perez-12			Perez-6	Perez-2
UC Irvine	Perez-14	Burke-.550	Neilson-49	Perez-8	Burke-7
UC Irvine	Perez-13	Burke-.769	Neilson-46	Neilson-7	Batista-4
USC	Evans, Perez-14	Burke-.545	Neilson-49	Perez, Burke-14	Perez, Burke-3
	Patterson				Batista
USC	Perez-13	Burke-.900	Neilson-45	Rowley, Perez-6	Burke-5
Pacific	Perez-11	Batista-.545	Neilson-35	Patterson-6	Burke-5
Pacific	Perez-24	Perez-.588	Neilson-43	Rowley-13	Burke-3
Hawai'i	Perez-18	Perez-.400	Neilson-37	Rowley-8	Burke-11
Hawai'i	Perez-14	Batista-.500	Neilson-45	Patterson-9	Neilson-9
Long Beach	Burke-429	Neilson-50	Rowley-10	Perez-5	Perez-5
Long Beach	Perez-25	Perez-.526	Neilson-61	Rowley-7	Batista-8
Cal State Northridge	Batista-19	Batista-.680	Neilson-52	Evans, Rowley-6	Burke-6
Cal State Northridge	Batista-12	Burke-.364	Neilson-33	Patterson-4	Perez-2
					Batista-2
UC San Diego	Batista-12	Burke-.533	Neilson-36	Perez-8	Batista, Holmes-4
UC San Diego	Batista, Patterson-9	Batista-.667	Neilson-37	Congelliere, Neilson	Burke-7
				Patterson-5	

THE MOUNTAIN PACIFIC SPORTS FEDERATION

2005 MPSF STANDINGS
(as of April 4)

TEAM	MPSF			OVERALL		
	W	L	Pct.	W	L	Pct.
Pepperdine	19	2	.905	19	2	.905
UCLA	17	3	.850	24	3	.889
BYU	13	7	.650	18	9	.667
Hawai'i	13	7	.650	17	8	.680
Long Beach State	12	8	.600	18	9	.667
UC Santa Barbara	12	8	.600	14	12	.538
Stanford	10	10	.500	11	12	.478
CS Northridge	9	11	.450	16	12	.571
Pacific	6	14	.300	12	16	.429
UC Irvine	6	14	.300	8	19	.296
USC	3	17	.150	6	21	.222
UC San Diego	1	19	.050	2	22	.083

This week in the MPSF ...

Wed., Apr. 13
 *Pepperdine at UC Santa Barbara 7pm
 *UC Irvine at UC San Diego 7pm
 *USC at CS Northridge 7pm

Thu., Apr. 14
 *UCLA at Long Beach St. 7:30pm

Fri., Apr. 15
 *BYU at Stanford 7pm
 *Pacific at Hawaii 7pm
 *Pepperdine at CS Northridge 7pm
 *UCLA at UC San Diego 7pm

Sat., Apr. 16
 *BYU at Stanford 7pm
 *Long Beach St. at UC Irvine 7pm
 *Pacific at Hawaii 7pm
 *USC at UC Santa Barbara 7pm

* Indicates MPSF Match

MPSF Players of the Week

Jan. 19 - Sean Rooney, OH, Pepperdine
 Jan. 26 - Evan Patak, OH, UC Santa Barbara
 Feb. 2 - Evan Patak, OPP, UC Santa Barbara
 Feb. 9 - Jayson Jablonsky, OH, UC Irvine
 Feb. 16 - John Mayer, OH, Pepperdine
 Feb. 23 - Bart Kowalski, S, UC Santa Barbara
 March 2 - Matt Bender, OH, Hawai'i
 March 9 - Tom Hulse, MB, Pepperdine
 March 16 - Andrew Vernon, MB, USC
 March 23 - Ivan Perez, OH, BYU
 March 30 - Teddy Liles, MB, LBSU
 April 6 - Tyler Hildebrand, S, LBSU

Victor Batista • 6-6 • Opp • Junior • Tamayo, Dominican Rep.

- Punished UCSB (Feb. 22, 2005) with a career-high 23 kills in just three games while hitting .656 (23-2-32)
- Named to the Outrigger and Hall of Fame Classic All-Tournament Teams
- Returned to the middle blocker position against UC Irvine (Feb. 25 and 26, 2005)
- Had season highs in blocks with eight against Hawai'i (March 19, 2005) and Long Beach (March 26, 2005)
- Earned Second Team All-America and All-MPSF Honorable mention honors in 2004

Season Averages

Games played: 98
 Kills per game: 3.54
 Aces per game: 0.34
 Digs per game: 0.93
 Blocks per game: 0.88



Season and Career Highs

- Kills:**
 Season: 23 at UCSB, 1/22/05
 Career: 23 at UCSB, 1/22/05
- Attempts:**
 Season: 45 at UCSB, 1/21/05
 Career: 45 at UCSB, 1/21/05
- Hitting Percentage:**
 Season: .680 at CS Northridge, 4/1/05
 Career: .857 vs. CS Northridge, 1/17/04
- Digs:**
 Season: 9 vs. Cal Baptist, 1/14/05
 Career: 9 vs. Cal Baptist, 1/14/05
- Block Solos**
 Season: 2 at Pepperdine, 2/11/05
 Career: 2 (five times)
- Block Assists**
 Season: 8 (twice)
 Career: 8 (four times)
- Total Blocks**
 Season: 8 (twice)
 Career: 9 (twice) 1/24/04, 4/2/04
- Aces:**
 Season: 3 (three times)
 Career: 3 (four times)

#15 Victor Batista 2005 Match-by-Match Statistics


Date	Opponent	GP	ATTACK				SET	SERVE			PASS	DIG	BLOCK			Total	GEN Points
			K	E	TA	PCT		A	SA	SE			RE	BS	BA		
Jan 5, 2005	@ Outrigger Tourn (Lewis)	4	18	12	42	.143	1	1	4	0	7	0	2	0	2	0	20.0
Jan 6, 2005	@ Outrigger Tourn (Penn St.)	5	15	8	42	.167	1	2	4	1	7	1	2	1	3	19.0	
Jan 7, 2005	@ Outrigger Tourn (Hawai'i)	4	21	9	37	.324	1	0	2	1	6	1	3	2	4	23.5	
Jan 14, 2005	California Baptist	5	17	6	33	.333	0	2	4	1	9	0	4	2	4	21.0	
Jan 15, 2005	California Baptist	3	11	3	16	.5001	1	0	0	0	3	0	1	0	1	11.5	
Jan 21, 2005	@ UC Santa Barbara	4	17	15	45	.044	2	3	0	1	6	0	6	0	6	23.0	
Jan 22, 2005	@ UC Santa Barbara	3	23	2	32	.656	2	2	2	2	8	1	2	1	3	27.0	
Jan 28, 2005	UCLA	4	10	5	23	.217	1	0	3	2	0	0	2	4	2	11.0	
Jan 29, 2005	UCLA	3	15	4	23	.478	0	0	3	4	6	1	0	0	1	16.0	
Feb 4, 2005	@ Hall of Fame Tourn (Ball St.)	2	10	1	12	.750	0	0	2	0	2	0	2	1	2	11.0	
Feb 5, 2005	@ Hall of Fame Tourn (Penn St.)	5	20	7	39	.333	2	1	3	3	4	0	2	0	2	22.0	
Feb 11, 2005	@ Pepperdine	4	11	6	25	.200	2	2	5	1	2	2	1	1	3	15.5	
Feb 12, 2005	@ Pepperdine	3	12	8	23	.174	1	0	0	0	6	0	1	1	1	12.5	
Feb 25, 2005	UC Irvine	4	12	4	25	.320	0	0	3	0	2	0	5	1	5	14.5	
Feb 26, 2005	UC Irvine	3	8	1	17	.412	0	0	5	0	1	0	4	3	4	10.0	
Mar 4, 2005	@ USC	4	8	2	17	.353	3	2	3	0	2	1	2	1	3	12.0	
Mar 5, 2005	@ USC	3	7	1	9	.667	0	0	2	0	0	0	0	0	0	7.0	
Mar 11, 2005	@ Pacific	3	8	2	11	.545	1	3	1	0	1	0	1	1	1	11.5	
Mar 12, 2005	@ Pacific	4	8	2	19	.316	0	3	4	0	3	0	1	3	1	11.5	
Mar 18, 2005	Hawai'i	3	8	5	22	.136	2	1	5	0	1	1	4	0	5	12.0	
Mar 19, 2005	Hawai'i	3	12	2	20	.500	0	1	3	0	2	0	8	0	8	17.0	
Mar 25, 2005	Long Beach State	3	8	3	17	.294	0	2	4	0	1	0	3	1	3	11.5	
Mar 26, 2005	Long Beach State	5	12	3	23	.391	3	1	5	0	4	0	8	1	8	17.0	
Apr 1, 2005	@ CS Northridge	4	19	2	25	.680	0	1	4	0	3	0	4	1	4	22.0	
Apr 2, 2005	@ CS Northridge	3	12	8	25	.160	3	1	3	2	2	0	2	1	2	14.0	
Apr 8, 2005	UC San Diego	3	12	2	21	.476	0	3	3	0	2	0	4	2	4	17.0	
Apr 9, 2005	UC San Diego	3	9	1	12	.667	0	2	3	0	0	0	3	1	3	12.5	
Apr 15, 2005	Stanford																
Apr 16, 2005	Stanford																
Apr 23, 2005	MPSF First Round																
Apr 28, 2005	MPSF Second Round																
Apr 30, 2005	MPSF Finals																
Totals		97	343	124	655	.334	26	33	80	18	90	8	77	30	85	422.5	

Michael Burke • 6-8 • MB • Senior • Salt Lake City, Utah

- Leads the team with .461 hitting percentage and a 1.34 blocks-per-game average
- Set a career-high with 11 blocks against Hawai'i (March 18, 2005)
- Named MVP of the Outrigger Tournament in Honolulu to start the 2005 season
- Named a 2005 All-American by the National Strength and Conditioning Association
- Against USC (March 5, 2005) had nine kills on 10 attempts for season high .900 hitting percentage
- Hit career best .923 (12-0-13) against USC in 2004

Season Averages

Games played: 97
 Kills per game: 2.54
 Aces per game: 0.16
 Digs per game: 0.55
 Blocks per game: 1.34



Season and Career Highs

- Kills:**
 Season: 16 (twice)
 Career: 17 (twice) 1/21/03, 3/15/03
- Attempts:**
 Season: 32 vs. Lewis, 1/5/05
 Career: 32 vs. Lewis, 1/5/05
- Hitting Percentage:**
 Season: .900 at USC, 3/5/05
 Career: .923 vs. USC, 4/15/04
- Digs:**
 Season: 7 at Hawai'i, 1/7/05
 Career: 7 at Hawai'i, 1/7/05
- Block Solos**
 Season: 3 (twice)
 Career: 3 (twice)
- Block Assists**
 Season: 9 vs. Hawai'i, 3/18/05
 Career: 9 (twice)
- Total Blocks**
 Season: 11 vs. Hawai'i, 3/18/05
 Career: 11 vs. Hawai'i, 3/18/05
- Aces:**
 Season: 2 (three times)
 Career: 2 (six times)

#3 Michael Burke 2005 Match-by-Match Statistics

Date	Opponent	GP	ATTACK				SET	SERVE			PASS	DIG	BLOCK			Total	GEN Points
			K	E	TA	PCT		A	SA	SE			RE	BS	BA		
Jan 5, 2005	@ Outrigger Tourn (Lewis)	4	16	4	32	.375	0	1	4	0	5	2	3	0	5	20.5	
Jan 6, 2005	@ Outrigger Tourn (Penn St.)	5	16	3	26	.500	1	1	0	0	3	0	4	1	4	19.0	
Jan 7, 2005	@ Outrigger Tourn (Hawai'i)	4	12	1	24	.458	2	0	2	0	7	0	6	0	6	15.0	
Jan 14, 2005	California Baptist	5	14	2	21	.571	0	2	1	0	0	1	5	1	6	19.5	
Jan 15, 2005	California Baptist	3	8	0	12	.667	0	1	1	0	1	2	3	0	5	12.5	
Jan 21, 2005	@ UC Santa Barbara	4	7	1	13	.462	1	0	2	0	0	0	4	0	4	9.0	
Jan 22, 2005	@ UC Santa Barbara	3	3	1	6	.333	0	0	0	0	5	1	4	0	5	6.0	
Jan 28, 2005	UCLA	4	13	4	20	.450	1	0	3	0	4	3	7	1	10	19.5	
Jan 29, 2005	UCLA	3	4	3	12	.083	2	0	2	0	1	0	4	3	4	6.0	
Feb 4, 2005	@ Hall of Fame Tourn (Ball St.)	2	6	1	9	.556	0	0	2	0	1	1	2	0	3	8.0	
Feb 5, 2005	@ Hall of Fame Tourn (Penn St.)	5	11	2	18	.500	1	1	1	1	6	0	5	1	5	14.5	
Feb 11, 2005	@ Pepperdine	4	11	0	18	.611	1	1	4	0	1	0	1	1	1	12.5	
Feb 12, 2005	@ Pepperdine	3	9	1	14	.571	2	0	0	0	1	1	1	1	2	10.5	
Feb 25, 2005	UC Irvine	4	13	2	20	.550	0	0	4	0	0	1	6	1	7	17.0	
Feb 26, 2005	UC Irvine	3	10	0	13	.769	0	1	2	0	1	0	2	1	2	12.0	
Mar 4, 2005	@ USC	4	13	1	22	.545	0	0	4	0	2	0	3	0	3	14.5	
Mar 5, 2005	@ USC	3	9	0	10	.900	0	1	2	0	0	0	5	0	5	12.5	
Mar 11, 2005	@ Pacific	3	8	3	17	.294	0	0	0	0	0	0	5	1	5	10.5	
Mar 12, 2005	@ Pacific	4	7	4	16	.188	0	2	2	0	1	0	3	0	3	10.5	
Mar 18, 2005	Hawai'i	3	4	0	9	.444	1	0	2	0	0	2	9	0	11	10.5	
Mar 19, 2005	Hawai'i	3	5	4	12	.083	0	1	2	0	1	2	4	0	6	10.0	
Mar 25, 2005	Long Beach State	3	12	3	21	.429	0	0	1	0	3	0	4	1	4	14.0	
Mar 26, 2005	Long Beach State	5	9	2	19	.368	0	0	3	0	0	3	4	1	7	14.0	
Apr 1, 2005	@ CS Northridge	4	7	2	14	.357	0	1	1	0	5	0	6	0	6	11.0	
Apr 2, 2005	@ CS Northridge	3	4	0	11	.364	1	0	1	0	3	0	1	0	1	4.5	
Apr 8, 2005	UC San Diego	3	10	2	15	.533	0	2	3	0	1	0	3	1	3	13.5	
Apr 9, 2005	UC San Diego	3	5	0	10	.500	0	1	3	0	1	0	7	0	7	9.5	
Apr 15, 2005	Stanford																
Apr 16, 2005	Stanford																
Apr 23, 2005	MPSF First Round																
Apr 28, 2005	MPSF Second Round																
Apr 30, 2005	MPSF Finals																
Totals		97	246	46	434	.461	13	16	52	1	53	19	111	16	130	336.5	

Taylor Evans • 6-2 • OH/OPP • Junior • Orem, Utah

- Saw action in 44 games in 2004
- Set a career high of 17 kills against UCLA (Jan. 28, 2005)
- Went for 10 kills in the third game of BYU's win over Cal Baptist
- Tallied a career-high seven service aces against USC (March 4, 2005), second all-time at BYU and school rally-scoring record

Season Averages

Games played: 94
 Kills per game: 2.41
 Aces per game: 0.33
 Digs per game: 0.93
 Blocks per game: 0.36



Season and Career Highs

Kills:
 Season: 17 vs. UCLA, 1/28/05
 Career: 39 vs. UCLA, 1/28/05

Attempts:
 Season: 39 vs. UCLA, 1/28/05
 Career: 39 vs. UCLA, 1/28/05

Hitting Percentage:
 Season: .588 vs. Penn State, 2/5/05
 Career: .588 vs. Penn State, 2/5/05

Digs:
 Season: 6 (twice)
 Career: 6 (twice)

Block Solos
 Season: 1 (four times)
 Career: 1 (five times)

Block Assists
 Season: 5 vs. Hawai'i, 3/21/05
 Career: 5 vs. Hawai'i, 3/21/05

Total Blocks
 Season: 5 (twice)
 Career: 5 (twice)

Aces:
 Season: 7 at USC, 3/4/05
 Career: 7 at USC, 3/4/05

#17 Taylor Evans 2005 Match-by-Match Statistics


Date	Opponent	GP	ATTACK				SET	SERVE			PASS	DIG	BLOCK			Total	GEN Points
			K	E	TA	PCT		A	SA	SE			RE	BS	BA		
Jan 5, 2005	@ Outrigger Tourn (Lewis)	4	8	5	25	.120	2	4	3	0	4	0	0	0	0	0	12.0
Jan 6, 2005	@ Outrigger Tourn (Penn St.)	2	4	7	16	-.188	0	0	1	0	5	0	1	0	0	1	4.5
Jan 7, 2005	@ Outrigger Tourn (Hawai'i)	4	0	0	0	.000	0	0	1	0	0	0	0	0	0	0	0.0
Jan 14, 2005	California Baptist	5	0	3	9	-.333	0	0	2	1	2	0	0	0	0	0	0.0
Jan 15, 2005	California Baptist	3	10	2	14	.571	0	0	1	0	2	0	1	0	0	1	10.5
Jan 21, 2005	@ UC Santa Barbara	3	5	1	6	.667	1	1	2	1	1	0	0	0	0	0	6.0
Jan 22, 2005	@ UC Santa Barbara	3	13	3	22	.455	2	3	2	1	1	0	0	0	0	0	16.0
Jan 28, 2005	UCLA	4	17	6	39	.282	1	1	3	0	6	1	1	0	0	2	19.5
Jan 29, 2005	UCLA	3	8	3	17	.294	1	0	1	0	1	0	0	0	0	0	8.0
Feb 4, 2005	@ Hall of Fame Tourn (Ball St.)	3	6	7	20	-.050	0	1	2	1	5	1	2	1	3	9.0	
Feb 5, 2005	@ Hall of Fame Tourn (Penn St.)	5	12	2	17	.588	1	1	5	2	4	0	4	1	4	15.0	
Feb 11, 2005	@ Pepperdine	4	8	8	25	.000	1	1	2	0	4	0	0	0	0	0	9.0
Feb 12, 2005	@ Pepperdine	3	5	3	9	.222	0	0	2	0	2	0	0	0	0	0	5.0
Feb 25, 2005	UC Irvine	4	10	5	22	.227	1	1	4	0	4	0	2	0	2	2	12.0
Feb 26, 2005	UC Irvine	3	12	3	21	.429	0	0	3	1	3	0	2	0	2	2	13.0
Mar 4, 2005	@ USC	4	14	3	22	.500	2	7	2	2	3	0	0	2	0	2	21.0
Mar 5, 2005	@ USC	3	11	4	20	.350	1	0	2	1	3	0	2	2	2	2	12.0
Mar 11, 2005	@ Pacific	3	7	4	13	.231	1	2	1	1	5	0	1	0	0	1	9.5
Mar 12, 2005	@ Pacific	4	10	6	26	.154	2	3	4	2	2	0	0	0	0	0	13.0
Mar 18, 2005	Hawai'i	3	9	6	19	.158	1	2	2	0	5	0	2	1	2	2	12.0
Mar 19, 2005	Hawai'i	3	11	2	22	.409	0	1	3	0	4	0	5	2	5	14.5	
Mar 25, 2005	Long Beach State	3	8	4	16	.250	1	0	0	4	3	1	1	0	0	2	9.5
Mar 26, 2005	Long Beach State	5	12	9	30	.100	2	1	3	0	5	1	4	0	5	16.0	
Apr 1, 2005	@ CS Northridge	4	6	7	24	-.042	0	2	4	1	6	0	0	0	0	0	8.0
Apr 2, 2005	@ CS Northridge	3	8	5	15	.200	0	0	1	3	3	0	1	0	1	1	8.5
Apr 8, 2005	UC San Diego	3	5	2	12	.250	0	0	3	1	3	0	1	0	0	0	5.5
Apr 9, 2005	UC San Diego	3	8	1	18	.389	1	0	2	1	1	0	0	0	0	0	8.0
Apr 15, 2005	Stanford																
Apr 16, 2005	Stanford																
Apr 23, 2005	MPSF First Round																
Apr 28, 2005	MPSF Second Round																
Apr 30, 2005	MPSF Finals																
Totals		94	227	111	499	.232	21	31	65	19	87	4	30	9	34	277.0	

Russell Holmes • 6-8 • MB • Freshman • Fountain Valley, Calif.

- Sat out 2004 as a redshirt
- Set a career-high of 14 kills in win over Penn State at the Outrigger Tournament
- Hit for a career-high .818 (9-0-11) hitting percentage against UCSB (Jan. 21, 2005)
- Provided a big lift off the bench with four kills, four blocks and three digs in BYU's comeback win over Long Beach State (March 26, 2005)

Season Averages

Games played: 87
 Kills per game: 1.08
 Aces per game: 0.05
 Digs per game: 0.15
 Blocks per game: 0.63



Season and Career Highs

Kills:
 Season: 14 vs. Penn State, 1/6/05
 Career: 14 vs. Penn State, 1/6/05

Attempts:
 Season: 30 vs. Penn State, 1/6/05
 Career: 30 vs. Penn State, 1/6/05

Hitting Percentage:
 Season: .818 at UCSB, 1/21/05
 Career: .818 at UCSB, 1/21/05

Digs:
 Season: 2 (twice)
 Career: 2 vs. (twice)

Block Solos
 Season: 3 at UCSB, 1/22/05
 Career: 3 at UCSB, 1/22/05

Block Assists
 Season: 5 (twice)
 Career: 5 (twice)

Total Blocks
 Season: 5 (four times)
 Career: 5 (four times)

Aces:
 Season: 2 vs. Penn State, 2/5/05
 Career: 2 vs. Penn State, 2/5/05

#11 Russell Holmes 2005 Match-by-Match Statistics


Date	Opponent	GP	ATTACK				SET	SERVE			PASS	DIG	BLOCK			Total	GEN Points
			K	E	TA	PCT		A	SA	SE			RE	BS	BA		
Jan 5, 2005	@ Outrigger Tourn (Lewis)	4	9	2	14	.500	1	1	2	0	0	0	2	0	2	11.0	
Jan 6, 2005	@ Outrigger Tourn (Penn St.)	5	14	4	30	.333	0	0	4	0	1	0	3	0	3	15.5	
Jan 7, 2005	@ Outrigger Tourn (Hawai'i)	4	5	3	12	.167	0	0	1	0	0	1	4	0	5	8.0	
Jan 14, 2005	California Baptist	5	9	2	13	.538	0	0	0	1	1	1	2	0	3	11.0	
Jan 15, 2005	California Baptist	3	1	1	5	.000	0	0	0	0	2	0	4	1	4	3.0	
Jan 21, 2005	@ UC Santa Barbara	4	9	0	11	.818	0	0	1	0	0	0	3	0	3	10.5	
Jan 22, 2005	@ UC Santa Barbara	3	4	0	6	.667	0	0	4	0	1	3	2	0	5	8.0	
Jan 28, 2005	UCLA	4	6	2	14	.286	0	0	1	0	0	0	1	1	1	6.5	
Jan 29, 2005	UCLA	3	3	1	6	.333	0	0	1	0	0	1	2	1	3	5.0	
Feb 4, 2005	@ Hall of Fame Tourn (Ball St.)	3	2	2	6	.000	0	0	1	0	0	0	5	1	5	4.5	
Feb 5, 2005	@ Hall of Fame Tourn (Penn St.)	5	8	2	15	.400	0	2	3	0	2	0	5	1	5	12.5	
Feb 11, 2005	@ Pepperdine	2	5	1	10	.400	0	0	2	0	1	0	1	2	1	5.5	
Feb 12, 2005	@ Pepperdine	3	4	4	10	.000	0	0	3	0	1	0	1	0	1	4.5	
Feb 25, 2005	UC Irvine	3	0	0	0	.000	0	0	0	0	0	0	1	0	1	0.5	
Feb 26, 2005	UC Irvine	2	0	0	0	.000	0	0	0	0	0	0	0	0	0	0.0	
Mar 4, 2005	@ USC	3	0	0	1	.000	0	0	0	0	0	0	0	0	0	0.0	
Mar 5, 2005	@ USC	3	1	0	1	1.000	1	0	0	0	0	0	3	0	3	3.5	
Mar 11, 2005	@ Pacific	3	0	0	0	.000	1	0	0	0	0	0	0	0	0	0.0	
Mar 12, 2005	@ Pacific	2	0	0	0	.000	0	0	0	0	0	0	0	0	0	0.0	
Mar 18, 2005	Hawai'i	3	0	0	0	.000	0	0	0	0	0	0	1	0	0	0.5	
Mar 19, 2005	Hawai'i	3	0	0	0	.000	0	0	0	0	0	0	1	0	0	0.5	
Mar 25, 2005	Long Beach State	3	0	0	0	.000	0	0	0	0	0	0	0	0	0	0.0	
Mar 26, 2005	Long Beach State	5	4	1	5	.600	0	0	0	0	3	0	4	0	4	6.0	
Apr 1, 2005	@ CS Northridge	2	1	0	1	1.000	0	0	0	0	0	0	0	0	0	1.0	
Apr 2, 2005	@ CS Northridge	2	0	1	2	-.500	0	0	1	0	0	0	0	0	0	0.0	
Apr 8, 2005	UC San Diego	3	5	1	6	.667	0	0	2	0	1	0	4	0	4	7.0	
Apr 9, 2005	UC San Diego	2	4	0	7	.571	0	0	1	0	0	0	0	0	0	4.0	
Apr 15, 2005	Stanford																
Apr 16, 2005	Stanford																
Apr 23, 2005	MPSF First Round																
Apr 28, 2005	MPSF Second Round																
Apr 30, 2005	MPSF Finals																
Totals		87	94	27	175	.383	2	4	28	1	13	6	49	7	55	128.5	

Casey Patterson • 6-6 • OH • Senior • Newbury Park, Calif.

- Set career high 10 digs against Hawai'i in the Outrigger Tournament (Jan. 7, 2005)
- Set career high 20 kills against Penn State in the championship of the Hall of Fame Classic
- Named to the Outrigger and Hall of Fame Classic All-Tournament Teams in 2005
- Played for the Cougars in 2002 and 2003 and sat out the 2004 season
- Can play setter, outside hitter, and opposite side hitter

Season Averages

Games played: 92
 Kills per game: 2.41
 Aces per game: 0.29
 Digs per game: 1.17
 Blocks per game: 0.47



Season and Career Highs

Kills:
 Season: 20 vs. Penn State, 2/5/05
 Career: 20 vs. Penn State, 2/5/05

Hitting Percentage:
 Season: .562 vs. Ball State, 2/4/05
 Career: .562 vs. Ball State, 2/4/05

Assists
 Season: 7 at USC, 3/4/05
 Career: 15 vs. Concordia, 3/5/03

Digs:
 Season: 10 at Hawai'i, 1/7/05
 Career: 10 at Hawai'i, 1/7/05

Block Solos
 Season: 1 (three times)
 Career: 1 (three times)

Block Assists
 Season: 5 vs. UC Irvine, 2/25/05
 Career: 5 vs. UC Irvine, 2/25/05

Total Blocks
 Season: 6 vs. UC Irvine, 2/25/05
 Career: 6 vs. UC Irvine, 2/25/05

Aces:
 Season: 4 at CS Northridge, 4/1/05
 Career: 4 at CS Northridge, 4/1/05

#9 Casey Patterson 2005 Match-by-Match Statistics

Date	Opponent	GP	ATTACK				SET	SERVE			PASS	DIG	BLOCK			Total	GEN
			K	E	TA	PCT		A	SA	SE			RE	BS	BA		
Jan 5, 2005	@ Outrigger Tourn (Lewis)	3	6	3	13	.231	2	0	3	1	6	0	2	0	2	8.0	
Jan 6, 2005	@ Outrigger Tourn (Penn St.)	5	15	6	29	.310	3	3	2	3	5	0	0	0	18.0		
Jan 7, 2005	@ Outrigger Tourn (Hawai'i)	4	19	3	35	.457	5	1	3	0	10	0	3	2	3	21.5	
Jan 14, 2005	California Baptist	5	10	5	26	.192	3	0	1	2	4	1	1	0	2	11.5	
Jan 15, 2005	California Baptist	3	6	3	12	.250	2	0	2	0	5	0	3	1	3	7.5	
Jan 21, 2005	@ UC Santa Barbara	4	9	7	19	.105	1	1	2	0	3	1	0	0	1	11.0	
Jan 22, 2005	@ UC Santa Barbara	3	0	0	0	.000	0	0	2	0	0	0	0	0	0	0.0	
Jan 28, 2005	UCLA	4	4	2	7	.286	0	0	2	0	3	0	0	0	0	4.0	
Jan 29, 2005	UCLA	3	5	3	13	.154	0	0	1	0	1	0	1	1	1	5.5	
Feb 4, 2005	@ Hall of Fame Tourn (Ball St.)	2	10	1	16	.562	0	1	3	0	2	0	1	0	1	11.5	
Feb 5, 2005	@ Hall of Fame Tourn (Penn St.)	5	20	7	38	.342	1	3	3	0	2	0	2	0	2	24.0	
Feb 11, 2005	@ Pepperdine	4	9	6	21	.143	0	0	0	0	5	0	2	0	2	10.0	
Feb 12, 2005	@ Pepperdine	3	6	5	13	.077	1	0	2	0	2	0	0	0	0	6.0	
Feb 25, 2005	UC Irvine	4	8	9	20	-.050	3	1	5	0	6	1	5	0	6	12.5	
Feb 26, 2005	UC Irvine	3	10	3	20	.350	5	2	3	0	4	0	3	1	3	13.5	
Mar 4, 2005	@ USC	4	14	5	29	.310	7	0	5	0	6	0	1	0	1	14.5	
Mar 5, 2005	@ USC	3	9	3	14	.429	0	3	5	0	3	0	3	0	3	14.0	
Mar 11, 2005	@ Pacific	3	6	5	11	.091	0	3	5	1	6	0	0	1	0	9.0	
Mar 12, 2005	@ Pacific	4	4	6	17	-.118	5	1	4	2	1	0	1	2	1	5.5	
Mar 18, 2005	Hawai'i	3	8	3	15	.333	3	0	6	0	4	0	1	1	1	8.5	
Mar 19, 2005	Hawai'i	3	4	4	17	.000	1	1	4	0	9	0	3	1	3	6.5	
Mar 25, 2005	Long Beach State	3	7	3	17	.235	3	1	4	1	5	0	1	1	1	8.5	
Mar 26, 2005	Long Beach State	3	6	4	14	.143	3	1	3	0	2	0	1	1	1	7.5	
Apr 1, 2005	@ CS Northridge	4	10	7	22	.136	1	4	4	1	4	0	2	1	2	15.0	
Apr 2, 2005	@ CS Northridge	3	4	1	11	.273	1	0	2	0	4	0	1	0	1	4.5	
Apr 8, 2005	UC San Diego	2	4	2	8	.250	2	0	1	1	1	1	1	0	22	5.5	
Apr 9, 2005	UC San Diego	3	9	7	19	.105	2	1	5	0	5	0	1	0	1	10.5	
Apr 15, 2005	Stanford																
Apr 16, 2005	Stanford																
Apr 23, 2005	MPSF First Round																
Apr 28, 2005	MPSF Second Round																
Apr 30, 2005	MPSF Finals																
Totals		92	222	113	476	.229	54	27	82	12	108	4	39	13	43	272.5	

Rob Neilson • 6-3 • Setter • Junior • Pacific Palisades, Calif.

- Had a career-high 68 assists versus Penn State (Jan. 6, 2005) in the Outrigger Tournament
- Had nine digs in back-to-back matches against Hawai'i and Cal Baptist
- Set career highs in blocks on back-to-back nights against Hawai'i, seven and nine.
- Has played in every game in 2005
- Sports Imports/AVCA Division I-II National Player of the Week for play against Hawai'i (March 18, 19)

Season Averages

Games played: 98
 Kills per game: 0.82
 Assists per game: 13.12
 Aces per game: 0.15
 Digs per game: 1.27
 Blocks per game: 0.86



Season and Career Highs

Kills:
 Season: 7 vs. Penn State, 1/6/05
 Career: 7 vs. Penn State, 1/6/05

Hitting Percentage:
 Season: .625 at USC, 3/4/05
 Career: .625 at USC, 3/4/05

Assists:
 Season: 68 vs. Penn State, 1/6/05
 Career: 68 vs. Penn State, 1/6/05

Digs:
 Season: 9 at Hawai'i, 1/7/05
 Career: 9 at Hawai'i, 1/7/05

Block Solos
 Season: 2 (four times)
 Career: 2 (four times)

Block Assists
 Season: 8 vs. Hawai'i, 3/19/05
 Career: 8 vs. Hawai'i, 3/19/05

Total Blocks
 Season: 9 vs. Hawai'i, 3/19/05
 Career: 9 vs. Hawai'i, 3/19/05

Aces:
 Season: 3 at UCSB, 1/21/05
 Career: 3 at UCSB, 1/21/05

#14 Rob Neilson 2005 Match-by-Match Statistics


Date	Opponent	GP	ATTACK				SET	SERVE			PASS	DIG	BLOCK			Total	GEN
			K	E	TA	PCT		A	SA	SE			RE	BS	BA		
Jan 5, 2005	@ Outrigger Tourn (Lewis)	4	5	2	7	.429	51	0	2	0	7	2	1	0	3	7.5	
Jan 6, 2005	@ Outrigger Tourn (Penn St.)	5	7	1	12	.500	68	0	3	0	6	0	3	0	3	8.5	
Jan 7, 2005	@ Outrigger Tourn (Hawai'i)	4	6	2	9	.444	58	0	2	0	9	0	4	0	4	8.0	
Jan 14, 2005	California Baptist	5	3	3	7	.000	61	0	1	0	9	0	1	1	1	3.5	
Jan 15, 2005	California Baptist	3	2	0	3	.667	44	0	0	0	2	1	1	0	2	3.5	
Jan 21, 2005	@ UC Santa Barbara	4	2	1	4	.250	59	3	1	0	6	0	1	0	1	5.5	
Jan 22, 2005	@ UC Santa Barbara	3	2	0	3	.667	45	1	3	0	4	0	4	0	4	5.0	
Jan 28, 2005	UCLA	4	6	3	9	.333	56	0	4	0	7	1	3	1	4	8.5	
Jan 29, 2005	UCLA	3	3	1	5	.400	36	0	1	1	1	1	1	1	2	4.5	
Feb 4, 2005	@ Hall of Fame Tourn (Ball St.)	3	1	1	3	.000	37	2	4	0	2	0	3	0	3	4.5	
Feb 5, 2005	@ Hall of Fame Tourn (Penn St.)	5	3	1	5	.400	66	2	6	0	2	1	3	0	4	7.5	
Feb 11, 2005	@ Pepperdine	4	2	1	5	.200	45	0	4	0	6	1	3	1	4	4.5	
Feb 12, 2005	@ Pepperdine	3	1	1	5	.000	42	0	0	0	3	0	0	0	0	1.0	
Feb 25, 2005	UC Irvine	4	2	0	3	.667	49	0	1	0	3	2	1	2	3	4.5	
Feb 26, 2005	UC Irvine	3	3	0	5	.600	46	0	0	0	7	0	0	0	0	3.0	
Mar 4, 2005	@ USC	4	5	0	8	.625	49	0	5	0	7	0	1	2	1	5.5	
Mar 5, 2005	@ USC	3	1	0	4	.250	45	0	3	0	0	2	0	0	2	3.0	
Mar 11, 2005	@ Pacific	3	2	1	5	.200	35	0	2	0	3	0	3	0	3	3.5	
Mar 12, 2005	@ Pacific	4	5	1	7	.571	43	0	3	0	3	1	1	0	2	6.5	
Mar 18, 2005	Hawai'i	3	2	0	3	.667	37	0	3	0	8	0	7	0	7	8.5	
Mar 19, 2005	Hawai'i	3	3	2	5	.200	45	0	1	0	5	1	8	0	9	8.0	
Mar 25, 2005	Long Beach State	3	5	2	9	.333	50	0	3	0	3	0	2	1	2	6.0	
Mar 26, 2005	Long Beach State	5	3	2	6	.167	61	1	6	0	4	2	3	1	5	7.5	
Apr 1, 2005	@ CS Northridge	4	0	0	1	.000	52	2	4	0	6	0	5	0	5	4.5	
Apr 2, 2005	@ CS Northridge	3	3	4	9	-.111	33	1	1	0	3	1	0	0	1	4.5	
Apr 8, 2005	UC San Diego	3	1	1	2	.000	36	1	1	0	3	0	3	0	3	3.5	
Apr 9, 2005	UC San Diego	3	2	0	3	.667	37	0	3	0	5	1	5	0	6	5.5	
Apr 15, 2005	Stanford																
Apr 16, 2005	Stanford																
Apr 23, 2005	MPSF First Round																
Apr 28, 2005	MPSF Second Round																
Apr 30, 2005	MPSF Finals																
Totals		98	80	30	147	.340	1286	13	67	1	124	17	67	9	84	143.5	

Brian Rowley • 6-0 • LIB • Junior • Orem, Utah

- Registered a career-best 14 digs against USC (March 4, 2005)
- Recorded 13 digs against Pacific (March 12, 2005)
- Recorded 12 digs against Cal Baptist (Jan. 14, 2005)
- Averaging 1.82 digs per game, best on the team

Season Averages

Games played: 91
 Kills per game: 0.02
 Aces per game: 0.00
 Digs per game: 1.82
 Blocks per game: 0.00



Season and Career Highs

Kills:

Season: 1 (twice)
 Career: 1 (twice)

Attempts:

Season: 1 (twice)
 Career: 1 (twice)

Hitting Percentage:

Season: 1.000 (twice)
 Career: 1.000 (twice)

Digs:

Season: 14 at USC, 3/4/05
 Career: 14 at USC, 3/4/05

Block Solos

Season: N/A
 Career: N/A

Block Assists

Season: N/A
 Career: N/A

Total Blocks

Season: N/A
 Career: N/A

Aces:

Season: N/A
 Career: N/A

#7 Brian Rowley 2005 Match-by-Match Statistics

Date	Opponent	GP	ATTACK				SET	SERVE			PASS	BLOCK				Total	GEN	
			K	E	TA	PCT		A	SA	SE		RE	DIG	BS	BA			BE
Jan 5, 2005	@ Outrigger Tourn (Lewis)	4	0	0	1	.000	1	0	0	2	7	0	0	0	0	0	0	0.0
Jan 6, 2005	@ Outrigger Tourn (Penn St.)	5	1	0	1	1.000	3	0	0	0	10	0	0	0	0	0	1.0	
Jan 7, 2005	@ Outrigger Tourn (Hawai'i)	4	0	0	0	.000	1	0	0	0	9	0	0	0	0	0	0.0	
Jan 14, 2005	California Baptist	5	0	1	1	-1.000	1	0	0	0	12	0	0	0	0	0	0.0	
Jan 15, 2005	California Baptist	3	0	0	0	.000	0	0	0	0	6	0	0	0	0	0	0.0	
Jan 21, 2005	@ UC Santa Barbara	4	1	0	1	1.000	1	0	0	2	6	0	0	0	0	0	1.0	
Jan 22, 2005	@ UC Santa Barbara	3	0	0	0	.000	0	0	0	1	1	0	0	0	0	0	0.0	
Jan 28, 2005	UCLA	4	0	0	0	.000	0	0	0	1	9	0	0	0	0	0	0.0	
Jan 29, 2005	UCLA	3	0	0	0	.000	0	0	0	0	7	0	0	0	0	0	0.0	
Feb 4, 2005	@ Hall of Fame Tourn (Ball St.)	3	0	0	0	.000	2	0	0	1	3	0	0	0	0	0	0.0	
Feb 5, 2005	@ Hall of Fame Tourn (Penn St.)	5	0	0	0	.000	1	0	0	1	3	0	0	0	0	0	0.0	
Feb 11, 2005	@ Pepperdine	4	0	0	0	.000	0	0	0	2	8	0	0	0	0	0	0.0	
Feb 12, 2005	@ Pepperdine	3	0	0	1	.000	0	0	0	2	5	0	0	0	0	0	0.0	
Feb 25, 2005	UC Irvine	4	0	0	0	.000	1	0	0	0	6	0	0	0	0	0	0.0	
Feb 26, 2005	UC Irvine	3	0	0	0	.000	2	0	0	1	6	0	0	0	0	0	0.0	
Mar 4, 2005	@ USC	4	0	1	1	-1.000	2	0	0	2	14	0	0	0	0	0	0.0	
Mar 5, 2005	@ USC	3	0	0	0	.000	1	0	0	2	6	0	0	0	0	0	0.0	
Mar 11, 2005	@ Pacific	3	0	0	0	.000	0	0	0	1	4	0	0	0	0	0	0.0	
Mar 12, 2005	@ Pacific	4	0	0	0	.000	1	0	0	1	13	0	0	0	0	0	0.0	
Mar 18, 2005	Hawai'i	3	0	0	0	.000	1	0	0	0	5	0	0	0	0	0	0.0	
Mar 19, 2005	Hawai'i	3	0	0	0	.000	2	0	0	0	2	0	0	0	0	0	0.0	
Mar 25, 2005	Long Beach State	3	0	0	0	.000	3	0	0	2	10	0	0	0	0	0	0.0	
Mar 26, 2005	Long Beach State	5	0	0	0	.000	0	0	0	1	7	0	0	0	0	0	0.0	
Apr 1, 2005	@ CS Northridge	4	0	0	0	.000	0	0	0	0	6	0	0	0	0	0	0.0	
Apr 2, 2005	@ CS Northridge	2	0	0	0	.000	1	0	0	2	1	0	0	0	0	0	0.0	
Apr 8, 2005	UC San Diego	3	0	0	0	.000	0	0	0	1	3	0	0	0	0	0	0.0	
Apr 9, 2005	UC San Diego	2	0	0	0	.000	0	0	0	0	4	0	0	0	0	0	0.0	
Apr 15, 2005	Stanford																	
Apr 16, 2005	Stanford																	
Apr 23, 2005	MPSF First Round																	
Apr 28, 2005	MPSF Second Round																	
Apr 30, 2005	MPSF Finals																	
Totals		96	2	2	6	.000	24	0	0	25	173	0	0	0	0	0	2.0	

Ivan Perez • 6-4 • OH • Freshman • Mayaguez, Puerto Rico

- Had 15 and 12 kills in two matches versus Cal Baptist
- Hit .456 (47-11-79) against Long Beach (March 26, 2005)
- Named MPSF Player of the Week for his efforts against Hawai'i
- Had a career-high 13 digs against UCSB (Jan. 21, 2005)
- Recorded 24 kills versus Pacific (March 12, 2005)
- Recorded career-highs of 25 kills and three aces against Long Beach (March 26, 2005)

Season Averages

Games played: 88
 Kills per game: 3.64
 Aces per game: 0.30
 Digs per game: 1.49
 Blocks per game: 0.74



Season and Career Highs

Kills:

Season: 25 vs. Long Beach, 3/26/05
 Career: 25 vs. Long Beach, 3/26/05

Attempts:

Season: 41 vs. Long Beach, 3/25/05
 Career: 41 vs. Long Beach, 3/25/05

Hitting Percentage:

Season: .588 at Pacific, 3/12/05
 Career: .588 at Pacific, 3/12/05

Digs:

Season: 13 at UCSB, 1/21/05
 Career: 13 at UCSB, 1/21/05

Block Solos

Season: 1 (five times)
 Career: 1 (five times)

Block Assists

Season: 4 (three times)
 Career: 4 (three times)

Total Blocks

Season: 5 vs. Long Beach, 3/25/05
 Career: 5 vs. Long Beach, 3/25/05

Aces:

Season: 3 vs. Long Beach, 3/26/05
 Career: 3 vs. Long Beach, 3/26/05

#8 Ivan Perez 2005 Match-by-Match Statistics

Date	Opponent	GP	ATTACK				SET	SERVE			PASS	BLOCK				Total	GEN
			K	E	TA	PCT		A	SA	SE		RE	DIG	BS	BA		
Jan 5, 2005	@ Outrigger Tourn (Lewis)	2	3	4	9	-.111	1	1	2	1	2	0	1	0	1	0	4.5
Jan 6, 2005	@ Outrigger Tourn (Penn St.)	5	9	2	19	.368	1	1	3	0	7	0	3	0	3	0	11.5
Jan 7, 2005	@ Outrigger Tourn (Hawai'i)	4	9	4	24	.208	0	2	3	2	6	1	3	0	4	0	13.5
Jan 14, 2005	California Baptist	5	15	4	26	.423	2	1	5	0	3	1	1	3	2	17.5	
Jan 15, 2005	California Baptist	3	12	3	20	.450	0	0	1	1	0	0	2	1	2	13.0	
Jan 21, 2005	@ UC Santa Barbara	4	17	4	36	.361	0	2	4	2	13	0	1	1	1	19.5	
Jan 22, 2005	@ UC Santa Barbara	3	7	4	14	.214	0	2	1	2	4	0	2	0	2	10.0	
Jan 28, 2005	UCLA	4	11	7	24	.167	3	0	3	1	4	0	3	0	3	13.5	
Jan 29, 2005	UCLA	3	5	6	18	-.056	1	0	2	2	3	0	4	0	4	7.0	
Feb 18, 2005	@ Hall of Fame Tourn (Ball St.)	3	8	3	13	.385	0	0	2	2	4	0	2	1	2	9.0	
Feb 19, 2005	@ Hall of Fame Tourn (Penn St.)	DNP															
Feb 11, 2005	@ Pepperdine	3	8	4	21	.190	0	0	1	2	5	0	0	0	0	8.0	
Feb 12, 2005	@ Pepperdine	3	12	7	22	.227	2	0	1	3	6	1	1	0	2	13.5	
Feb 25, 2005	UC Irvine	4	14	6	30	.267	0	2	5	3	8	0	4	0	4	18.0	
Feb 26, 2005	UC Irvine	3	13	4	24	.375	0	1	5	0	6	1	2	1	3	16.0	
Mar 4, 2005	@ USC	4	14	6	29	.276	0	2	5	1	7	0	3	0	3	17.5	
Mar 5, 2005	@ USC	3	13	4	22	.409	0	3	1	6	0	2	0	2	2	14.0	
Mar 11, 2005	@ Pacific	3	11	6	24	.208	1	0	4	0	3	0	2	0	2	12.0	
Mar 12, 2005	@ Pacific	4	24	4	34	.588	1	2	2	1	9	0	1	0	1	26.5	
Mar 18, 2005	Hawai'i	3	18	6	39	.400	2	1	3	0	2	0	4	0	4	21.0	
Mar 19, 2005	Hawai'i	3	14	3	25	.440	0	1	4	0	3	0	1	0	1	15.5	
Mar 25, 2005	Long Beach State	3	22	6	41	.429	0	0	3	0	6	0	5	1	5	24.5	
Mar 26, 2005	Long Beach State	5	25	5	38	.526	1	3	3	1	5	1	1	0	2	29.5	
Apr 1, 2005	@ CS Northridge	4	16	8	32	.250	0	3	2	1	2	1	4	0	5	22.0	
Apr 2, 2005	@ CS Northridge	3	11	7	21	.190	0	1	4	0	3	0	2	2	2	13.0	
Apr 8, 2005	UC San Diego	3	6	2	11	.364	1	2	3	0	1	0	3	1	3	13.5	
Apr 9, 2005	UC San Diego	1	3	1	7	.286	0	0	2	0	1	0	2	0	2	4.0	
Apr 15, 2005	Stanford																
Apr 16, 2005	Stanford																
Apr 23, 2005	MPSF First Round																
Apr 28, 2005	MPSF Second Round																
Apr 30, 2005	MPSF Finals																
Totals		88	320	120	614	.326	16	26	76	26	131	6	59	10	65	381.5	

Matt Heyes • 6-5 • OH • Sophomore • Salt Lake City, Utah

- Saw first action of his career vs. Lewis in the Outrigger Tournament at the start of the 2005 season
- Served an ace in each of his first two matches of career



Season and Career Highs

- Kills:**
Season: N/A
Career: N/A
- Attempts:**
Season: N/A
Career: N/A
- Hitting Percentage:**
Season: N/A
Career: N/A
- Digs:**
Season: 1 (four times)
Career: 1 (four times)
- Block Solos**
Season: N/A
Career: N/A
- Block Assists**
Season: N/A
Career: N/A
- Total Blocks**
Season: N/A
Career: N/A
- Aces:**
Season: 1 (twice)
Career: 1 (twice)

#6 Matt Heyes		2005 Match-by-Match Statistics																
Date	Opponent	GP	ATTACK				PCT	SET		SERVE		PASS	DIG	BLOCK			Total	GEN Points
			K	E	TA	TA		A	SA	SE	RE			BS	BA	BE		
Jan 5, 2005	@ Outrigger Tourn (Lewis)	1	0	0	0	.000	0	1	1	0	0	1	0	0	0	0	0	1.0
Jan 6, 2005	@ Outrigger Tourn (Penn St.)	5	0	0	0	.000	0	1	2	0	0	0	0	0	0	0	1.0	
Jan 7, 2005	@ Outrigger Tourn (Hawai'i)	DNP																
Jan 14, 2005	California Baptist	1	0	0	0	.000	0	0	0	0	0	1	0	0	0	0	0.0	
Jan 15, 2005	California Baptist	1	0	0	0	.000	0	0	0	0	0	0	0	0	0	0	0.0	
Jan 21, 2005	@ UC Santa Barbara	3	0	0	0	.000	0	0	1	0	0	0	0	0	0	0	0.0	
Jan 22, 2005	@ UC Santa Barbara	DNP																
Jan 28, 2005	UCLA	2	0	0	0	.000	0	0	0	0	0	1	0	0	0	0	0.0	
Jan 29, 2005	UCLA	3	0	0	0	.000	0	0	0	0	0	0	0	0	0	0	0.0	
Feb 4, 2005	@ Hall of Fame Tourn (Ball St.)	2	0	0	0	.000	0	0	0	0	0	0	0	0	0	0	0.0	
Feb 5, 2005	@ Hall of Fame Tourn (Penn St.)	2	0	0	0	.000	0	0	1	0	0	0	0	0	0	0	0.0	
Feb 11, 2005	@ Pepperdine	2	0	1	1	-1.000	0	0	1	0	0	0	0	0	0	0	0.0	
Feb 12, 2005	@ Pepperdine	2	0	0	0	.000	0	0	0	0	0	0	0	0	0	0	0.0	
Feb 25, 2005	UC Irvine	2	0	0	0	.000	0	0	1	0	0	0	0	0	0	0	0.0	
Feb 26, 2005	UC Irvine	3	0	1	1	-1.000	0	0	0	0	0	0	0	0	0	0	0.0	
Mar 4, 2005	@ USC	3	0	0	0	.000	0	0	0	0	0	0	0	0	0	0	0.0	
Mar 5, 2005	@ USC	2	0	0	0	.000	0	0	0	0	0	0	0	0	0	0	0.0	
Mar 11, 2005	@ Pacific	DNP																
Mar 12, 2005	@ Pacific	1	0	0	0	.000	0	0	0	0	0	0	0	0	0	0	0.0	
Mar 18, 2005	Hawai'i	1	0	0	0	.000	0	0	1	0	0	0	0	0	0	0	0.0	
Mar 19, 2005	Hawai'i	3	0	0	0	.000	0	0	0	0	0	0	0	0	0	0	0.0	
Mar 25, 2005	Long Beach State	2	0	0	0	.000	0	0	0	0	0	0	0	0	0	0	0.0	
Mar 26, 2005	Long Beach State	3	0	0	0	.000	0	2	0	0	0	0	0	0	0	0	0.0	
Apr 1, 2005	@ CS Northridge	DNP																
Apr 2, 2005	@ CS Northridge	3	0	0	0	.000	2	0	0	3	1	0	0	0	0	0	0.0	
Apr 8, 2005	UC San Diego	1	0	0	1	.000	0	0	0	0	0	0	0	1	0	0	0.5	
Apr 9, 2005	UC San Diego	2	0	1	1	-1.000	0	0	0	0	0	0	0	0	0	0	0.0	
Apr 15, 2005	Stanford																	
Apr 16, 2005	Stanford																	
Apr 23, 2005	MPSF First Round																	
Apr 28, 2005	MPSF Second Round																	
Apr 30, 2005	MPSF Finals																	
Totals		50	0	3	4	-.750	2	2	10	3	4	0	1	0	1	2.5		

Rob Congelliere • 6-4 • OH • Senior • Newbury Park, Calif.

- Saw first action of career against Lewis at the Outrigger Tournament



Season and Career Highs

- Kills:**
Season:
Career:
- Attempts:**
Season:
Career:
- Hitting Percentage:**
Season:
Career:
- Digs:**
Season:
Career:
- Block Solos**
Season:
Career:
- Block Assists**
Season:
Career:
- Total Blocks**
Season:
Career:
- Aces:**
Season:
Career:

#4 Rob Congelliere		2005 Match-by-Match Statistics																
Date	Opponent	GP	ATTACK				PCT	SET		SERVE		PASS	DIG	BLOCK			Total	GEN Points
			K	E	TA	TA		A	SA	SE	RE			BS	BA	BE		
Jan 5, 2005	@ Outrigger Tourn (Lewis)	1	0	0	0	.000	0	0	1	0	0	0	0	0	0	0	0.0	
Jan 6, 2005	@ Outrigger Tourn (Penn St.)	DNP																
Jan 7, 2005	@ Outrigger Tourn (Hawai'i)	1	0	0	0	.000	0	0	0	0	0	0	0	0	0	0	0.0	
Jan 14, 2005	California Baptist	DNP																
Jan 15, 2005	California Baptist	2	0	0	0	.000	0	0	0	0	0	0	0	0	0	0	0.0	
Jan 21, 2005	@ UC Santa Barbara	DNP																
Jan 22, 2005	@ UC Santa Barbara	1	0	0	0	.000	0	0	0	0	0	0	0	0	0	0	0.0	
Jan 28, 2005	UCLA	DNP																
Jan 29, 2005	UCLA	DNP																
Feb 4, 2005	@ Hall of Fame Tourn (Ball St.)	2	0	1	1	-1.000	0	0	0	0	0	0	0	0	0	0	0.0	
Feb 5, 2005	@ Hall of Fame Tourn (Penn St.)	DNP																
Feb 11, 2005	@ Pepperdine	DNP																
Feb 12, 2005	@ Pepperdine	DNP																
Feb 25, 2005	UC Irvine	DNP																
Feb 26, 2005	UC Irvine	DNP																
Mar 4, 2005	@ USC	DNP																
Mar 5, 2005	@ USC	1	0	0	0	.000	0	0	0	0	0	0	0	0	0	0	0.0	
Mar 11, 2005	@ Pacific	DNP																
Mar 12, 2005	@ Pacific	DNP																
Mar 18, 2005	Hawai'i	DNP																
Mar 19, 2005	Hawai'i	DNP																
Mar 25, 2005	Long Beach State	DNP																
Mar 26, 2005	Long Beach State	DNP																
Apr 1, 2005	@ CS Northridge	DNP																
Apr 2, 2005	@ CS Northridge	DNP																
Apr 8, 2005	UC San Diego	3	0	1	1	-1.000	0	0	1	0	1	0	0	0	0	0	0.0	
Apr 9, 2005	UC San Diego	3	5	3	9	.222	1	0	1	1	5	0	4	1	4	7.0		
Apr 15, 2005	Stanford																	
Apr 16, 2005	Stanford																	
Apr 23, 2005	MPSF First Round																	
Apr 28, 2005	MPSF Second Round																	
Apr 30, 2005	MPSF Finals																	
Totals		14	5	5	11	.000	1	0	3	1	6	0	4	1	4	7.0		

Bryan Stewart • 6-5 • OH • Sophomore • Sandy, Utah

• Played first match of career against Lewis and registered a kill.




Season and Career Highs

Kills:
 Season: 1 (four times)
 Career: 1 (four times)
Attempts:
 Season: 3 vs. UCSD, 4/8/05
 Career: 3 vs. UCSD, 4/8/05
Hitting Percentage:
 Season: 1.000 (twice)
 Career: 1.000 (twice)
Digs:
 Season: (twice)
 Career: (twice)
Block Solos
 Season:
 Career:
Block Assists
 Season: 3 vs. Ball State, 2/4/05
 Career: 3 vs. Ball State, 2/4/05
Total Blocks
 Season: 3 vs. Ball State, 2/4/05
 Career: 3 vs. Ball State, 2/4/05
Acce:
 Season: 1 vs. UCLA, 1/29/05
 Career: 1 vs. UCLA, 1/29/05

#2 Bryan Stewart		2005 Match-by-Match Statistics																
Date	Opponent	GP	ATTACK				SET	SERVE			PASS	DIG	BLOCK			Total	GEN Points	
			K	E	TA	PCT		A	SA	SE			RE	BS	BA			BE
Jan 5, 2005	@ Outrigger Tourn (Lewis)	1	1	0	1	1.000	0	0	1	0	0	0	0	0	0	0	0	1.0
Jan 6, 2005	@ Outrigger Tourn (Penn St.)	DNP																
Jan 7, 2005	@ Outrigger Tourn (Hawai'i)	2	0	0	0	.000	0	0	0	0	0	0	0	0	0	0	0.0	
Jan 14, 2005	California Baptist	2	0	0	1	.000	0	0	0	0	0	0	0	0	0	0	0.0	
Jan 15, 2005	California Baptist	2	0	0	0	.000	0	0	0	0	0	0	0	0	0	0	0.0	
Jan 21, 2005	@ UC Santa Barbara	DNP																
Jan 22, 2005	@ UC Santa Barbara	1	0	0	0	.000	0	0	0	0	0	0	0	0	0	0	0.0	
Jan 28, 2005	UCLA	1	0	0	0	.000	0	0	0	0	0	0	0	0	0	0	0.0	
Jan 29, 2005	UCLA	2	0	0	0	.000	0	1	1	0	0	0	0	0	0	0	1.0	
Feb 4, 2005	@ Hall of Fame Tourn (Ball St.)	3	1	0	1	1.000	0	0	0	0	1	0	3	0	0	3	2.5	
Feb 5, 2005	@ Hall of Fame Tourn (Penn St.)	4	0	0	2	.000	0	0	0	0	0	0	0	0	0	0	0.0	
Feb 11, 2005	@ Pepperdine	2	1	0	2	.500	0	0	0	0	0	0	0	0	0	0	1.0	
Feb 12, 2005	@ Pepperdine	1	0	0	0	.000	0	0	0	0	0	0	0	0	0	0	0.0	
Feb 25, 2005	UC Irvine	1	0	0	0	.000	0	0	0	0	0	0	0	0	0	0	0.0	
Feb 26, 2005	UC Irvine	1	0	0	0	.000	0	0	0	0	0	0	0	0	0	0	0.0	
Mar 4, 2005	@ USC	3	0	0	1	.000	0	0	0	0	0	0	0	0	0	0	0.0	
Mar 5, 2005	@ USC	2	0	0	0	.000	0	0	0	0	0	0	1	0	0	0	0.5	
Mar 11, 2005	@ Pacific	DNP																
Mar 12, 2005	@ Pacific	2	0	0	0	.000	0	0	0	0	0	0	1	0	0	0	0.5	
Mar 18, 2005	Hawai'i	DNP																
Mar 19, 2005	Hawai'i	DNP																
Mar 25, 2005	Long Beach State	DNP																
Mar 26, 2005	Long Beach State	1	0	0	0	.000	0	0	0	0	0	0	0	0	0	0	0.0	
Apr 1, 2005	@ CS Northridge	DNP																
Apr 2, 2005	@ CS Northridge	DNP																
Apr 8, 2005	UC San Diego	1	1	1	3	.000	0	0	0	0	0	0	0	0	0	0	0.0	
Apr 9, 2005	UC San Diego	2	1	1	2	.000	0	0	0	0	1	0	0	0	0	0	0.0	
Apr 15, 2005	Stanford																	
Apr 16, 2005	Stanford																	
Apr 23, 2005	MPSF First Round																	
Apr 28, 2005	MPSF Second Round																	
Apr 30, 2005	MPSF Finals																	
Totals		33	5	2	13	.231	0	1	2	0	2	0	5	0	3	8.5		

Brian Congelliere • 6-2 • S • Freshman • Newbury Park, Calif.

• Saw first action of career against Cal Baptist



Season and Career Highs

Kills:
 Season:
 Career:
Hitting Percentage:
 Season:
 Career:
Assists:
 Season: 2 at UCSB, 1/22/05
 Career: 2 at UCSB, 1/22/05
Digs:
 Season: 1 at UCSB, 1/22/05
 Career: 1 at UCSB, 1/22/05
Block Solos
 Season:
 Career:
Block Assists
 Season:
 Career:
Total Blocks
 Season:
 Career:
Acce:
 Season:
 Career:

#5 Brian Congelliere		2005 Match-by-Match Statistics															
Date	Opponent	GP	ATTACK				SET	SERVE			PASS	DIG	BLOCK			Total	GEN Points
			K	E	TA	PCT		A	SA	SE			RE	BS	BA		
Jan 5, 2005	@ Outrigger Tourn (Lewis)	DNP															
Jan 6, 2005	@ Outrigger Tourn (Penn St.)	DNP															
Jan 7, 2005	@ Outrigger Tourn (Hawai'i)	DNP															
Jan 14, 2005	California Baptist	DNP															
Jan 15, 2005	California Baptist	1	0	0	0	.000	0	0	0	0	0	0	0	0	0	0	0.0
Jan 21, 2005	@ UC Santa Barbara	DNP															
Jan 22, 2005	@ UC Santa Barbara	1	0	0	0	.000	2	0	0	0	1	0	0	0	0	0	0.0
Jan 28, 2005	UCLA	DNP															
Jan 29, 2005	UCLA	DNP															
Feb 4, 2005	@ Hall of Fame Tourn (Ball St.)	1	0	0	0	.000	0	0	0	0	0	0	0	0	0	0	0.0
Feb 5, 2005	@ Hall of Fame Tourn (Penn St.)	DNP															
Feb 11, 2005	@ Pepperdine	DNP															
Feb 12, 2005	@ Pepperdine	DNP															
Feb 25, 2005	UC Irvine	DNP															
Feb 26, 2005	UC Irvine	DNP															
Mar 4, 2005	@ USC	DNP															
Mar 5, 2005	@ USC	DNP															
Mar 11, 2005	@ Pacific	DNP															
Mar 12, 2005	@ Pacific	DNP															
Mar 18, 2005	Hawai'i	DNP															
Mar 19, 2005	Hawai'i	DNP															
Mar 25, 2005	Long Beach State	DNP															
Mar 26, 2005	Long Beach State	DNP															
Apr 1, 2005	@ CS Northridge	DNP															
Apr 2, 2005	@ CS Northridge	DNP															
Apr 8, 2005	UC San Diego	1	0	0	0	.000	1	0	0	0	0	0	0	0	0	0	0.0
Apr 9, 2005	UC San Diego	1	0	0	0	.000	1	0	0	0	0	0	0	0	0	0	0.0
Apr 15, 2005	Stanford																
Apr 16, 2005	Stanford																
Apr 23, 2005	MPSF First Round																
Apr 28, 2005	MPSF Second Round																
Apr 30, 2005	MPSF Finals																
Totals		5	0	0	0	.000	4	0	0	0	1	0	0	0	0	0	0.0

Brigham Young University - Volleyball
Brigham Young Combined Team Statistics (as of Apr 09, 2005)
All matches

RECORD:	OVERALL	HOME	AWAY	NEUTRAL
ALL MATCHES.....	(18-9)	(9-3)	(6-5)	(3-1)
CONFERENCE.....	(13-7)	(8-2)	(5-5)	(0-0)
NON-CONFERENCE.....	(5-2)	(1-1)	(1-0)	(3-1)

##	STATS SUMMARY	ATTACK					SET		SERVE			DIG		BLOCKING					Points			
		G	K	K/G	E	TA	Pct	A	A/G	SA	SE	SA/G	RE	DIG	D/G	BS	BA	Total		B/G	BE	BHE
3	BURKE, Michael	97	246	2.54	46	434	.461	13	0.13	16	52	0.16	1	53	0.55	19	111	130	1.34	16	1	336.5
11	HOLMES, Russell	87	94	1.08	27	175	.383	2	0.02	4	28	0.05	1	13	0.15	6	49	55	0.63	7	0	128.5
14	NEILSON, Rob	98	80	0.82	30	147	.340	1286	13.12	13	67	0.13	1	124	1.27	17	67	84	0.86	9	19	143.5
15	BATISTA, Victor	97	343	3.54	124	655	.334	26	0.27	33	80	0.34	18	90	0.93	8	77	85	0.88	30	7	422.5
8	PEREZ, Ivan	88	320	3.64	120	614	.326	16	0.18	26	76	0.30	26	131	1.49	6	59	65	0.74	10	5	381.5
17	EVANS, Taylor	94	227	2.41	111	499	.232	21	0.22	31	65	0.33	19	87	0.93	4	30	34	0.36	9	2	277.0
2	STEWART, Bryan	34	5	0.15	2	13	.231	0	0.00	1	2	0.03	0	2	0.06	0	5	5	0.15	0	0	8.5
9	PATTERSON, Casey	92	222	2.41	113	476	.229	54	0.59	27	82	0.29	12	108	1.17	4	39	43	0.47	13	3	272.5
7	ROWLEY, Brian	96	2	0.02	2	6	.000	24	0.25	0	1	0.00	25	173	1.80	0	0	0	0.00	0	1	2.0
19	Sorensen, Trent	1	0	0.00	0	0	.000	0	0.00	0	0	0.00	0	0	0.00	0	0	0	0.00	0	0	0.0
5	CONGELLIERE, Brian	5	0	0.00	0	0	.000	4	0.80	0	0	0.00	0	1	0.20	0	0	0	0.00	0	1	0.0
4	CONGELLIERE, Robert	14	5	0.36	5	11	.000	1	0.07	0	3	0.00	1	6	0.43	0	4	4	0.29	1	0	7.0
6	HEYES, Matt	50	0	0.00	3	4	-.750	2	0.04	2	10	0.04	3	4	0.08	0	1	1	0.02	0	0	2.5
TEAM																						
BRIGHAM YOUNG.....		98	1544	15.76	583	3034	.317	1449	14.79	153	466	1.56	113	792	8.08	64	442	285.0	2.91	95	39	1982.0
Opponents.....		98	1344	13.71	572	2908	.265	1262	12.88	113	392	1.15	153	730	7.45	62	366	245.0	2.50	66	33	1702.0

TEAM STATISTICS	BY	OPP	DATE	OPPONENT	W/L	SCORE	SCORE-BY-GAME	ATTEND
ATTACK.....			Jan 05	vs Lewis	W	3-1	30-26,30-32,34-32,32-30	107
Kills.....	1544	1344	Jan 06	vs Penn State	W	3-2	27-30,28-30,30-27,30-24,15-11	115
Errors.....	583	572	Jan 07	at Hawai`i	W	3-1	30-28,25-30,30-28,30-19	4682
Total Attacks.....	3034	2908	Jan 14	CAL BAPTIST	L	2-3	25-30,30-23,29-31,30-22,11-15	4038
Attack Pct.....	.317	.265	Jan 15	CAL BAPTIST	W	3-0	30-22,30-21,30-27	3322
Kills/Game.....	15.8	13.7	* Jan 21	at UC Santa Barbara	L	1-3	26-30,27-30,32-30,29-31	342
SET.....			* Jan 22	at UC Santa Barbara	W	3-0	30-18,32-30,30-26	342
Assists.....	1449	1262	* Jan 28	UCLA	W	3-1	31-29,30-22,27-30,30-28	5629
Assists/Game.....	14.8	12.9	* Jan 29	UCLA BRUINS	L	0-3	21-30,24-30,26-30	6072
SERVE.....			Feb 04	vs Ball State	W	3-0	30-22,30-27,30-23	410
Aces.....	153	113	+ Feb 05	vs Penn State	L	2-3	30-20,30-23,21-30,25-30,10-15	822
Errors.....	466	392	* Feb 11	at #2 Pepperdine	L	1-3	27-30,25-30,30-23,17-30	1174
Aces/Game.....	1.6	1.2	* Feb 12	at #2 Pepperdine	L	0-3	20-30,28-30,14-30	1732
SERVE RECEPTIONS....			* Feb 25	UC IRVINE	W	3-1	25-30,30-27,30-22,30-26	3316
Errors.....	113	153	* Feb 26	UC IRVINE	W	3-0	30-28,30-24,30-26	2770
Errors/Game.....	1.2	1.6	* Mar 04	at USC	W	3-1	30-32,30-19,30-27,30-28	300
DEFENSE.....			* Mar 05	at USC	W	3-0	30-25,30-15,30-28	326
Digs.....	792	730	* Mar 11	at #11 Pacific	W	3-0	30-25,30-28,30-24	550
Digs/Game.....	8.1	7.4	* Mar 12	at #11 Pacific	L	1-3	30-17,24-30,26-30,25-30	547
BLOCKING.....			* Mar 18	#3 HAWAI`I	W	3-0	30-28,30-19,30-26	3030
Block Solo.....	64	62	* Mar 19	#3 HAWAI`I	W	3-0	30-27,30-24,30-27	2907
Block Assist.....	442	366	* Mar 25	#7 LONG BEACH STATE	L	0-3	38-40,25-30,27-30	2948
Total Blocks.....	285.0	245.0	* Mar 26	#7 LONG BEACH STATE	W	3-2	34-36,30-22,26-30,30-23,15-10	2413
Blocks Per Game...	2.9	2.5	* Apr 01	at Cal State Northridge	W	3-1	30-21,25-30,30-20,30-28	621
Block Errors.....	95	66	* Apr 02	at Cal State Northridge	L	0-3	19-30,16-30,28-30	457
BALL HANDLING ERRORS	39	33	* Apr 08	UCSD	W	3-0	30-19,30-24,30-24	2044
ATTENDANCE.....			* Apr 09	UCSD	W	3-0	30-18,30-25,30-26	2382
Total.....	40871	11073						
Dates/Avg Per Date	12/3406	11/1007						
Neutral site #/Avg	4/364							
Current win streak	2	-						
Home win streak...	3	-						