



MEN'S VOLLEYBALL

THREE TIME NATIONAL CHAMPIONS '99, '01, '04

Athletic Communications • 30 Smith Fieldhouse • Provo, Utah • 84602 • 801-422-8948 • fax 801-422-0633

BYU Record

2005: 7-6 overall, 2-4 conference
 (2-2 home, 2-3 away, 3-1 neutral)
 All-time: 263-154 (.631) (since 1990)
 Coach Peterson: 59-17 at BYU (.776)
 311-147 career (.679)

2005 Schedule/Results

Date	Opp/Event	Time/Results
1/5	vs. Lewis @ Outrigger Tournament	W, 3-1
1/6	vs. Penn State @ Outrigger Tournament	W, 3-2
1/7	vs. Hawai'i @ Outrigger Tournament	W, 3-1
1/14	CALIFORNIA BAPTIST	L, 2-3
1/15	CALIFORNIA BAPTIST	W, 3-0
1/21	@ #10 UC Santa Barbara*	L, 1-3
1/22	@ #10 UC Santa Barbara*	W, 3-0
1/28	#1 UCLA*	W, 3-1
1/29	#1 UCLA*	L, 0-3
2/4	vs. Ball State @ Hall of Fame Classic	W, 3-0
2/5	vs. #6 Penn State @ Hall of Fame Classic	L, 2-3
2/11	@ #2 Pepperdine*	L, 1-3
2/12	@ #2 Pepperdine	L, 0-3
2/25	#10 UC IRVINE*	7 p.m.
2/26	#10 UC IRVINE*	7 p.m.
3/4	@ USC*	7 p.m.
3/5	@ USC*	7 p.m.
3/11	@ Pacific*	7 p.m.
3/12	@ Pacific*	7 p.m.
3/18	HAWAII*	7 p.m.
3/19	HAWAII*	7 p.m.
3/25	LONG BEACH STATE*	7 p.m.
3/26	LONG BEACH STATE*	7 p.m.
4/1	@ CS Northridge*	7 p.m.
4/2	@ CS Northridge*	7 p.m.
4/8	UC SAN DIEGO*	7 p.m.
4/9	UC SAN DIEGO*	7 p.m.
4/15	@ Stanford*	7 p.m.
4/16	@ Stanford*	7 p.m.
4/23	MPSF First Round	TBA
4/28	MPSF Semi-finals	TBA
4/30	MPSF Finals	TBA

* MPSF Opponents **HOME MATCHES IN CAPS

Media Relations Information

Volleyball contact: Kyle Chilton
 E-mail: mvolleyball_sid@byu.edu
 Phone: (801) 422-8999

No. 10 UC IRVINE ANTEATERS (6-10, 4-7 MPSF)

at

No. 7 BYU COUGARS (7-6, 2-4 MPSF)

Friday Feb. 25, 7 p.m.
 Saturday Feb. 26, 7 p.m.
 Smith Fieldhouse



Key MPSF Matches Coming Up for the Cougars

PROVO, Utah (Feb. 22, 2005) – After a week of rest and practice, the No. 7 BYU Cougars will look to get back into the Mountain Pacific Sports Federation race as they take on the No. 10 Anteaters of UC Irvine Friday and Saturday in the Smith Fieldhouse at 7 p.m.

The Cougars are 7-6 overall and 2-4 in the MPSF after dropping two matches to Pepperdine before their week off. BYU has the chance to pick up lost ground in the MPSF regular season race with the two matches against UC Irvine.

“It was a good weekend to have off,” BYU Coach Tom Peterson said. “We tried to concentrate on going longer periods without making errors. We hope that the extra practice will help. Also, it was nice for the guys to be able to catch up on school and get healthy.”

The Anteaters have had an up-and-down first half of the 2005 season. While Irvine has struggled to a record 6-10 overall and 4-7 in the MPSF, the Anteaters have earned two wins over No. 7-ranked UC Santa Barbara. Of their ten losses, three have come at the hands of UCLA, Long Beach State and Pepperdine, three of the top five teams in the country. Irvine also dropped a match against Cal Baptist, a very tough NAIA team that split with the Cougars.

“I know that they’re a good team but also very young,” Peterson said. “It’s just a matter of time before they get to be very good. They play teams very tough but lose because of inexperience. We want to make sure they don’t become a mature team against us.”

Jayson Jablonsky has been the top producer for Irvine, averaging 3.73 kills per game and hitting .318. Fellow outside hitter Jon Stellar is second on the team with 3.40 kills per game. The Anteater’s middle blockers Aaron Harrell and David Smith have been impressive all season, leading the team in hitting percentage and blocks per game. Harrell is hitting a team-high .487 and averages a team-best 0.92 blocks per game. Smith is second in both categories, hitting .460 and averaging 0.91 blocks.

The Cougars own a 26-5 advantage in the series between the teams. The last time the teams met, BYU swept Irvine in the first round of the 2004 MPSF Tournament.

Victor Batista is leading the Cougar offensive attack with an average of 4.08 kills per game, which ranks No. 13 in the country. Ivan Perez is second with a 2.76 average while Michael Burke continues to lead the team with a .476 hitting percentage, the eighth best in the nation. He also leads BYU in blocks, averaging 1.22, good for No. 17 nationally. Also among the national leaders for the Cougars is Rob Neilson, whose 13.36 assists per game is second best.

Peterson said these matches are very important for his team and hopes that the crowd will continue to support the Cougars. BYU is leading the nation in attendance with an average of 4,765 fans per match.

“We can’t afford to lose more matches, especially at home,” Peterson said. “You’ve got to win league matches to set yourself up to be in a good position for the postseason tournament.”

BYU Quick Facts

Location: Provo, Utah 84602
 Enrollment: 32,122 (Daytime)
 Founded: Oct. 15, 1875, by The Church of Jesus Christ of Latter-day Saints
 Colors: Blue and White
 Nickname: Cougars
 Mascot: Cosmo (the Cougar)
 Affiliation: NCAA Division I
 Conference: Mountain Pacific Sports Federation
 Arena: Smith Fieldhouse (5,000)
 President: Cecil O. Samuelson
 Ticket Office Phone: (801) 422-BYU1 or 1-800-322-BYU1

Volleyball Staff:

Head Coach: Tom Peterson (BYU, 1978)
 BYU Record / Years: 59-17 / 3rd season
 Office Phone: (801) 422-8291
 Career Record / Years: 311-147 / 13 years
 Assistant Coaches:
 Grayson DuBose (BYU, 1993)
 Shawn Patchell (BYU, 1993)
 Volunteer Coach:
 Greg Jorgenson (Utah State, 2002)
 Trainer: Blain Empey

Volleyball Facts:

2004 Overall Record: 29-4
 Conference Record/Finish: 20-2 / 1st in MPSF
 Final National Ranking: 1st
 Record vs Top-10 teams: 16-2
 All-Time Record in NCAA Tournament Play: 7-1
 All-Time Record in MPSF Tournament Play: 15-8

2004 All-MPSF Performers:

Carlos Moreno (First Team)
 Fernando Pessoa (Second Team)
 Michael Burke (Third Team)
 Victor Batista (Honorable Mention)
 Joe Hillman (Honorable Mention)
 Jon Alleman (Honorable Mention)

2004 All-America Performers:

Carlos Moreno (First Team)
 Fernando Pessoa (First Team)
 Victor Batista (Second Team)
 Joe Hillman (Second Team)

WEEKLY NOTES:

BYU Players Among the National Leaders

Various Cougars are among the top players in the nation statistically. Victor Batista is No. 8 in the Country with a 4.08 kills per game average. He is also among the top point producers, registering 4.76 points per game, good for No. 17 in the country.

Michael Burke's .476 hitting percentage is the eighth best in the nation. He is also among the top blockers, averaging 1.22 per game, No. 17 in the nation.

Rob Neilson is the highest ranked Cougar among national leaders, coming in at No. 2 in assists per game with a 13.36 average.

The Rankings Game

The Cougars dropped to No. 7 in the nation after an idle week, getting leap-frogged by UC Santa Barbara. BYU was ranked No. 1 in the initial USA Today / CSTV Top 15 Division I-II Coaches Poll. Since then, the Cougars have been ranked No. 2, 3, 4 and 6.

Nations Best Fans

After four home matches, the Cougars are leading the nation in attendance with an average of 4,765 per match. It is the first time in 10 years Hawai'i has not held the national lead in home attendance.

"We are hoping for another big crowd," Coach Tom Peterson said. "It really does help to have all those screaming fans behind us."

Near Perfect

Despite the Cougar's struggles against Pepperdine, Michael Burke was nearly perfect hitting the ball. On Friday, he finished with 11 kills on 18 attempts and had zero errors. On Saturday he had nine kills and one error on 14 attempts. For the weekend, he finished with 20 kills, one error, and 32 attempts, good for a .594 hitting percentage.

Strong in a Losing Effort

In game two of BYU's second loss to Pepperdine, the Cougars racked up 25 kills on 38 attempts and hit .500 (25-6-38). It was the most kills by a BYU team in a single game since the Cougars defeated Stanford 38-36 in the Smith Fieldhouse, Feb. 21, 2004. In that game, BYU had 31 kills and hit .605 (31-5-43).

20-20 Vision

On Saturday, Feb. 5, against Penn State, Patterson and Batista each registered a match-high 20 kills. It was the first time in 2005 two Cougars had 20 or more kills in the same match. The last time the feat was accomplished was Mar. 13, 2004 against Pepperdine when Joe Hillman had 26 kills and Fernando Pessoa had 24. It was the second time in 2005 that Patterson and Batista combined for 40 kills. On Jan. 7 against Hawai'i in the championship match of the Outrigger Tournament, Batista had 21 kills and Patterson had 19.

Mr. Tournament

Senior outside/opposite hitter Casey Patterson has been very effective in BYU's two tournaments this season. At the Outrigger tournament, Patterson came off the bench to provide a much needed spark for the Cougars and then earned his first start in the championship match versus Hawai'i. For his solid play, he earned All-Tournament honors. During BYU's trip to Springfield, Mass. for the Hall of Fame Classic, he tied for the team lead with 30 kills in two matches. Against Penn, St., he tallied career-highs of 20 kills and three service aces. He and Victor Batista were both named to the All-Tournament Team.

USA Today/CSTV Top 15 Division I-II Coaches Poll #6

Rank	School	Total Pts.	Rec.	Prev.
1	UCLA (16)	240	14-1	1
2	Pepperdine (1)	219	9-1	2
3	Hawai'i	210	10-1	3
4	Penn State	189	12-2	5
5	Long Beach State	170	9-5	4
6	UC Santa Barbara	169	8-7	7
7	BYU	146	7-6	6
8	Cal State Northridge	127	7-8	8
9	Stanford	110	5-9	19
10	UC Irvine	93	6-10	10
11	Pacific	74	9-8	11
12	Loyola-Chicago	70	12-1	13
13	George Mason	42	8-0	14
14	Ohio State	36	10-4	12
15	Lewis	21	7-6	15

2005 BYU NUMERICAL ROSTER

No.	Name	Ht.	Wt.	Pos.	Class	Hometown
2	Bryan Stewart	6-4	190	MB/OPP	So.	Sandy, Utah
3	Michael Burke	6-8	230	MB	Sr.	Salt Lake City, Utah
4	Rob Congelliere	6-5	215	OH/LIB	Sr.	Newbury Park, Calif.
5	Brain Congelliere	6-2	190	S	Fr.	Newbury Park, Calif.
6	Matt Heyes	6-5	195	OH	So.	Salt Lake City, Utah
7	Brian Rowley	6-0	170	LIB	Jr.	Orem, Utah
8	Ivan Perez	6-4	190	OH	Fr.	Mayaguez, Puerto Rico
9	Casey Patterson	6-6	190	OPP/S	Sr.	Newbury Park, Calif.
10	Josh Edlinger	6-5	200	OH/OPP	Fr.	Lafayette, Calif.
11	Russell Holmes	6-8	185	MB	Fr.	Fountain Valley, Calif.
14	Rob Neilson	6-3	180	S	Jr.	Pacific Palisades, Calif.
15	Victor Batista	6-5	165	OH	Jr.	Tamayo, Dominican Rep.
17	Taylor Evans	6-2	175	OH/OPP	Jr.	Orem, Utah

2005 BYU ALPHABETICAL ROSTER

Name	No.	Pos.
Victor Batista	15	OH
Michael Burke	3	MB
Rob Congelliere	4	OH/LIB
Brain Congelliere	5	S
Josh Edlinger	10	OPP/MB
Taylor Evans	17	OH/OPP
Matt Heyes	6	OH
Russell Holmes	11	MB
Rob Neilson	14	S
Casey Patterson	9	S/OPP
Ivan Perez	8	OH
Brian Rowley	7	LIB
Bryan Stewart	2	MB/OPP

Head Coach: Tom Peterson (BYU 1978)
 Assistant Coaches: Grayson DuBose (BYU 1993), Shawn Patchell (BYU 1993)
 Volunteer Assistant: Greg Jorgenson (Utah State 2002)

ROSTER BREAKDOWN

BY POSITION

Outside Hitters

Victor Batista
 Rob Congelliere
 Matt Heyes
 Ivan Perez
 Taylor Evans
 Josh Edlinger

Setters

Rob Neilson
 Brian Congelliere
 Casey Patterson

Liberos

Brian Rowley
 Rob Congelliere

Opposites

Casey Patterson
 Taylor Evans
 Bryan Stewart
 Josh Edlinger

Middle Blockers

Michael Burke
 Russell Holmes
 Bryan Stewart

BY CLASS

Seniors

Michael Burke
 Rob Congelliere
 Casey Patterson

Juniors

Michael Burke
 Taylor Evans
 Brian Rowley
 Rob Neilson

Sophomores


Rob Congelliere
 Bryan Stewart

Freshman

Russell Holmes
 Josh Edlinger
 Ivan Perez
 Brian Congelliere

THE PETERSON FILE

Tom Peterson, BYU alum and the 1994 NCAA Coach of the Year, enters his third year as the head coach of the Cougar men's volleyball program. Peterson led the Cougars to a 29-4 record last season and the team's third National Championship. Under his guidance, the 2004 team also won the MPSF regular season and post-season tournament, becoming only the second team in Cougar history to win both titles in the same year. In 2003, he guided BYU to second place finishes at the national championship and the MPSF regular season and a first place finish in the MPSF post-season tournament.



Peterson's career record currently stands at 309-143 with stints coaching the Penn State men's team and the women's teams at Salt Lake Community College, Utah State, and New Mexico. Before his NCAA coaching career, Peterson also coached the BYU men's club team from 1984-88. Peterson came to BYU in 2002 with over 20 years of volleyball coaching experience, including 17 years of collegiate head-coaching experience. He is the only coach to win a National Championship at two different schools (Penn State, 1994 and BYU, 2004).



SCOUTING THE ANTEATERS

The Anteaters have had an up-and-down first half of the 2005 season. While Irvine has struggled to a record 6-10 overall and 4-7 in the MPSF, the Anteaters have earned two wins over No. 7-ranked UC Santa Barbara. Of their ten losses, three have come at the hands of UCLA, Long Beach State and Pepperdine, three of the top five teams in the country. Irvine also dropped a match against Cal Baptist, a very tough NAIA team that split with the Cougars.

Last weekend, Feb. 18 and 19, the Anteaters defeated No. 11 Pacific and were swept by No. 9 Stanford. On Friday, Irvine beat Pacific 3-1 and hit .400 as a team while many players had impressive nights. The Anteaters were a completely different squad Saturday, getting swept by Stanford. Much of Irvine's inconsistent play could be attributed to its youth, as the Anteaters start two freshman, four sophomores and one junior. Their roster does not include a single senior.

"I know that they're a good team but also very young," Peterson said. "It's just a matter of time before they get to be very good. They play teams very tough but lose because of inexperience. We want to make sure they don't become a mature team against us."

Jayson Jablonsky has been the top producer for Irvine, averaging 3.73 kills per game and hitting .318. Fellow outside hitter Jon Stellar is second on the team with 3.40 kills per game. The Anteater's middle blockers Aaron Harrell and David Smith have been impressive all season, leading the team in hitting percentage and blocks per game. Harrell is hitting a team-high .487 and averages a team-best 0.92 blocks per game. Smith is second in both categories, hitting .460 and averaging 0.91 blocks.

BYU vs. UC Irvine

The Cougars own a 26-5 advantage in the series between the teams, having won nine consecutive overall against the Anteaters and 13 in a row in the Smith Fieldhouse. The last time the teams met, BYU swept Irvine in the first round of the 2004 MPSF Tournament.

A Former Cougar

Steffin Rangel, a former BYU Cougar, now plays outside hitter for the Anteaters. After seeing limited playing time in the 2003 and 04 seasons, Rangel transferred and has started several matches for Irvine. He is averaging 2.10 kills per game and hitting .185.

BYU vs. UC Irvine

Date	Location	W	L	3 Games	4 Games	5 Games
3/10/90	Away		1	0-3		
4/4/90	Away		1		1-3	
2/21/91	Home	1				2-3
2/22/91	Home	1				2-3
1/21/92	Away	1		3-0		
3/14/92	Away	1			3-1	
2/19/93	Home	1		3-0		
2/20/93	Home	1		3-0		
4/14/94	Away	1			3-1	
4/16/94	Away	1				3-2
4/14/95	Home	1				3-2
4/15/95	Home	1			3-1	
1/25/96	Away	1			3-1	
1/27/96	Away	1			3-1	
2/21/97	Home	1		3-0		
2/22/97	Home	1			3-1	
3/3/98	Away	1		3-0		
3/5/98	Away	1		3-0		
1/7/99	Home	1			3-1	
1/8/99	Home	1		3-0		
3/3/00	Away	1			3-1	
3/4/00	Away		1			2-3
2/24/01	Home	1		3-0		
4/21/01*	Home	1			3-1	
2/9/02	Away	1			3-1	
2/20/02	Away	1			3-1	
3/14/03	Home	1			3-1	
3/15/03	Home	1				3-2
2/26/04	Away	1			3-1	
2/27/04	Away	1			3-1	
4/24/04*	Home	1		3-0		
RECORD	H: 13-2	26	5	9-1	14-1	3-3
	A: 13-3					

* Indicates MPSF Tournament Match

2005 UC IRVINE MEN'S VOLLEYBALL ROSTER

No.	Name	Ht.	Pos.	Class	Hometown
1	Jon Stellar	6-7	OH	Fr.	Fresno, Calif.
3	Nic Vislay	6-4	MB	So.	Mission Viejo, Calif.
4	Dillon Fitch	6-2	S	Jr.	Santa Cruz, Calif.
7	Brian Thornton	6-3	S	So.	San Clemente, Calif.
10	Paul Spittle	6-1	OH	Jr.	Lomita, Calif.
11	Jayson Jablonsky	6-5	OH	So.	Yorba Linda, Calif.
12	Brett Simpson	6-2	OH	Fr.	San Clemente, Calif.
13	Matt Webber	6-5	OH	So.	Brentwood, Calif.
14	Brandon Mel	6-3	L	So.	Irvine, Calif.
15	David Smith	6-7	MB	So.	Saugus, Calif.
18	Brett Kohout	6-4	OH	Fr.	Thousand Oaks, Calif.
20	Peter Salatch	6-8	MB	Fr.	Capitola, Calif.
21	Aaron Harrell	6-5	MB	Fr.	Fresno, Calif.
25	Steffin Rangel	6-5	OH	Jr.	Laguna Niguel, Calif.
31	Chad Miller	6-5	OH	Fr.	Aiea, Hawaii

Head Coach: John Speraw 34-29 -- Third year (34-29)
Assistant Coaches: John Hawks, Mark Presho
Volunteer Assistant: Jarett Jensen

VOLLEYBALL INFORMATION

Head Coach: John Speraw
School Record/Years: 34-29/2
Career Record/Years: same
2004 Overall Record: 14-18
2004 Conference Record/Finish: 8-14/8th
2004 Post Season: Lost to BYU 3-0 in MPSF first round
Starters Returning/Lost: 2/5
Letterwinners Returning/Lost: 7/8
Series Record: BYU leads, 26-5

SPORTS INFORMATION

Volleyball Contact: Stacey Shackelford
Office Phone: (949) 824-7350
Office Fax: (949) 824-5260
Press Row Phone: (949) 824-1777
E-mail Address: saking@uci.edu
Website: www.athletics.uci.edu

2005 BYU Men's Volleyball Team Stats

Overall record: 7-6

Conf: 2-2 Home: 2-2 Away: 2-3 Neutral: 3-1

TEAM STATISTICS	BYU	OPP				
ATTACK						
Kills	788	726				
Errors	306	329				
Total Attacks	1567	1507				
Attack Pct	.308	.303				
Kills/Game	15.8	14.5				
SET						
Assists	743	673				
Assists/Game	14.9	13.5				
SERVE						
Aces	65	66				
Errors	198	196				
Aces/Game	1.3	1.3				
SERVE RECEPTIONS						
Errors	66	65				
Errors/Game	1.3	1.3				
DEFENSE						
Digs	412	388				
Digs/Game	8.2	7.8				
BLOCKING						
Block Solo	37	41				
Block Assist	190	173				
Total Blocks	132.0	127.5				
Blocks Per Game	2.6	2.5				
Block Errors	44	34				
BALL HANDLING ERRORS						
Total	20	16				
ATTENDANCE						
Total	19,061	8272				
Dates/Avg Per Date	4/4,765	5/1,654				
Current Win Streak	0	-				
Current Home win streak	0	-				
MATCH WINS BY #GAMES						
	3	4	5	Total		
Brigham Young	3	3	1	7		
Opponents	2	2	2	6		
GAMES WON BY GAME						
	1	2	3	4	5	Total
Brigham Young	7	6	8	5	1	27
Opponents	6	7	5	3	2	23

2005 BYU RECORD

Overall	7-6	when attack pct. over .500	2-0
MPSF	2-4	when attach pct. between .400 and .500	0-0
Home	2-2	when attach pct. between .300 and .400	2-2
Away	2-3	when attach pct. between .200 and .300	3-4
Neutral	3-1		
		when have more digs	7-2
3 games	3-2	when have more team blocks	5-3
4 games	3-2		
5 games	1-2	on Fridays	3-3
		on Saturdays	2-3
when win first game	6-1		
when win first two games	4-1		
when lose first game	1-5		
when lose first two games	1-4		

2005 BYU MATCH-BY-MATCH LEADERS

Opponent	Kills	Attack %	Assists	Digs	Total Blocks
Lewis University	Batista-18	Neilson-.429	Neilson-51	Rowley-7 Batista-7 Neilson-7	Burke-5
Penn State	Burke-16	Burke-.500	Neilson-68	Rowley-10	Burke-4
Hawai'i	Batista-21	Burke-.458	Neilson-58	Patterson-10	Burke-6
Cal Baptist	Batista-17	Burke-.571	Neilson-61	Rowley-12	Burke-6
Cal Baptist	Perez-12	Burke-.667	Neilson-44	Rowley-6	Burke-5
UC Santa Barbara	Perez-17 Batista-17	Holmes-.818	Neilson-59	Perez-13	Batista-6
UC Santa Barbara	Batista-23	Batista-.656	Neilson-45	Batista-8	Burke-5 Holmes-5
UCLA	Evans-17	Burke-.450	Neilson-56	Rowley-9	Burke-10
UCLA	Batista-15	Batista-.478	Neilson-36	Rowley-7	Burke-4 Perez-4 Holmes-5
Ball State	Batista-10 Patterson-10	Batista-.750	Neilson-37	Evans-5	Holmes-5
Penn State	Batista-20 Patterson-20	Evans-.588	Neilson-66	Burke-6	Burke-5 Holmes-5
Pepperdine	Batista-11 Bukre-11	Burke-.611	Neilson-45	Rowley-8	Neilson-4
Pepperdine	Batista-12 Perez-12	Burke-.571	Neilson-42	Batista-6 Perez-6	Burke-2 Perez-2

THE MOUNTAIN PACIFIC SPORTS FEDERATION

**2005 MPSF STANDINGS
(as of Feb. 22)**

TEAM	MPSF			OVERALL		
	W	L	Pct.	W	L	Pct.
Hawai'i	8	0	1.000	10	1	.909
UCLA	10	1	.909	14	1	.933
Pepperdine	9	1	.900	9	1	.900
UC Santa Barbara	8	4	.667	8	7	.533
Long Beach State	7	4	.636	9	5	.643
CS Northridge	4	7	.364	7	8	.467
Stanford	4	7	.364	5	9	.357
UC Irvine	4	7	.364	6	10	.375
Pacific	3	6	.333	9	8	.529
BYU	2	4	.333	7	6	.538
USC	1	8	.111	3	12	.200
UC San Diego	0	11	.000	0	12	.000

This week in the MPSF ...

Wednesday, Feb. 23
 CS Northridge at Pepperdine 5:30pm
 UC San Diego at Pacific 7pm
 UC Santa Barbara at USC 7pm

Thursday, Feb. 24
 UC San Diego at Stanford 7pm

Friday, Feb. 25
 CS Northridge at USC 7pm
 Hawaii at UCLA 7pm
 Long Beach St. at Pacific 7pm
 UC Irvine at BYU 7pm

Saturday, Feb. 26
 Hawaii at UCLA 7pm
 Long Beach St. at Stanford 7pm
 UC Irvine at BYU 7pm

MPSF Players of the Week

Jan. 19 - Sean Rooney, Sr., OH, Pepperdine
 Jan. 26 - Evan Patak, Jr., OH, UC Santa Barbara
 Feb. 2 - Evan Patak, Jr., OPP, UC Santa Barbara
 Feb. 9 - Jayson Jablonsky, So., OH, UC Irvine
 Feb. 16 - John Mayer, Sr., OH, Pepperdine

Victor Batista • 6-6 • Opp • Junior • Tamayo, Dominican Rep.

- Punished UCSB with 23 kills in just three games while hitting .656 (23-2-32)
- Named to the Outrigger All-Tournament Team
- Starter on the 2004 National Championship team
- Second on the team with a .458 hitting percentage in 2004
- First on the team in blocks with a 1.24 per game average in 2004
- Earned Second Team All-America and All-MPSF Honorable mention honors in 2004

Season Averages

Games played: 49
 Kills per game: 4.08
 Aces per game: 0.27
 Digs per game: 1.35
 Blocks per game: 0.69



Season and Career Highs

Kills:
 Season: 23 at UCSB, 1/22/05
 Career: 23 at UCSB, 1/22/05

Attempts:
 Season: 45 at UCSB, 1/21/05
 Career: 45 at UCSB, 1/21/05

Hitting Percentage:
 Season: .656 at UCSB, 1/22/05
 Career: .857 vs. CS Northridge, 1/17/04

Digs:
 Season: 9 vs. Cal Baptist, 1/14/05
 Career: 9 vs. Cal Baptist, 1/14/05

Block Solos
 Season: 2 at Pepperdine, 2/11/05
 Career: 2 (five times)

Block Assists
 Season: 6 at UCSB, 1/21/05
 Career: 8 (twice) 4/24/04, 5/1/04

Total Blocks
 Season: 6 at UCSB, 1/21/05
 Career: 9 (twice) 1/24/04, 4/2/04

Aces:
 Season: 3 at UCSB, 1/21/05
 Career: 3 (twice)

#15 Victor Batista 2005 Match-by-Match Statistics


Date	Opponent	GP	ATTACK				PCT	SET			SERVE	PASS	DIG	BLOCK			Total	GEN Points
			K	E	TA	TA		A	SA	SE				RE	BS	BA		
Jan 5, 2005	@ Outrigger Tourn (Lewis)	4	18	12	42	.143	1	1	4	0	7	0	2	0	2	0	2	20.0
Jan 6, 2005	@ Outrigger Tourn (Penn St.)	5	15	8	42	.167	1	2	4	1	7	1	2	1	3	1	3	19.0
Jan 7, 2005	@ Outrigger Tourn (Hawai'i)	4	21	9	37	.324	1	0	2	1	6	1	3	2	4	2	4	23.5
Jan 14, 2005	California Baptist	5	17	6	33	.333	0	2	4	1	9	0	4	2	4	2	4	21.0
Jan 15, 2005	California Baptist	3	11	3	16	.5001	1	0	0	0	3	0	1	0	1	0	1	11.5
Jan 21, 2005	@ UC Santa Barbara	4	17	15	45	.044	2	3	0	1	6	0	6	0	6	0	6	23.0
Jan 22, 2005	@ UC Santa Barbara	3	23	2	32	.656	2	2	2	2	8	1	2	1	3	2	3	27.0
Jan 28, 2005	UCLA	4	10	5	23	.217	1	0	3	2	0	0	2	4	2	4	2	11.0
Jan 29, 2005	UCLA	3	15	4	23	.478	0	0	3	4	6	1	0	0	1	1	16.0	
Feb 4, 2005	@ Hall of Fame Tourn (Ball St.)	2	10	1	12	.750	0	0	2	0	2	0	2	1	2	0	2	11.0
Feb 5, 2005	@ Hall of Fame Tourn (Penn St.)	5	20	7	39	.333	2	1	3	3	4	0	2	0	2	0	2	22.0
Feb 11, 2005	@ Pepperdine	4	11	6	25	.200	2	2	5	1	2	2	1	1	1	3	15.5	
Feb 12, 2005	@ Pepperdine	3	12	8	23	.174	1	0	0	0	6	0	1	1	1	1	12.5	
Feb 25, 2005	UC Irvine																	
Feb 26, 2005	UC Irvine																	
Mar 4, 2005	@ USC																	
Mar 5, 2005	@ USC																	
Mar 11, 2005	@ Pacific																	
Mar 12, 2005	@ Pacific																	
Mar 18, 2005	Hawai'i																	
Mar 19, 2005	Hawai'i																	
Mar 25, 2005	Long Beach State																	
Mar 26, 2005	Long Beach State																	
Apr 1, 2005	@ CS Northridge																	
Apr 2, 2005	@ CS Northridge																	
Apr 8, 2005	UC San Diego																	
Apr 9, 2005	UC San Diego																	
Apr 15, 2005	Stanford																	
Apr 16, 2005	Stanford																	
Apr 23, 2005	MPSF First Round																	
Apr 28, 2005	MPSF Second Round																	
Apr 30, 2005	MPSF Finals																	
Totals		49	200	86	392	.291	14	3	32	16	66	6	28	13	34	233.0		

Michael Burke • 6-8 • MB • Senior • Salt Lake City, Utah

- Leads the team with .487 hitting percentage
- Named MVP of the Outrigger Tournament in Honolulu to start the 2005 season
- Led the team with a .506 hitting percentage in 2004
- Second on the team in blocks with a 1.17 per game average
- Named Third Team All-MPSF in 2004
- Hit career best .923 (12-0-13) against USC in 2004

Season Averages

Games played: 49
 Kills per game: 2.65
 Aces per game: 0.22
 Digs per game: 0.71
 Blocks per game: 1.22



Season and Career Highs

Kills:
 Season: 16 (twice)
 Career: 17 (twice) 1/21/03, 3/15/03

Attempts:
 Season: 32 vs. Lewis, 1/5/05
 Career: 32 vs. Lewis, 1/5/05

Hitting Percentage:
 Season: .667 vs. Cal Baptist, 1/15/05
 Career: .923 vs. USC, 4/15/04

Digs:
 Season: 7 at Hawai'i, 1/7/05
 Career: 7 at Hawai'i, 1/7/05

Block Solos
 Season: 3 vs. UCLA, 1/28/05
 Career: 3 vs. UCLA, 1/28/05

Block Assists
 Season: 6 at Hawai'i, 1/7/05
 Career: 9 vs. Penn State, 3/7/03

Total Blocks
 Season: 10 vs. UCLA, 1/28/05
 Career: 10 vs. UCLA, 1/28/05

Aces:
 Season: 2 vs. Cal Baptist, 1/15/05
 Career: 2 (four times)

#3 Michael Burke 2005 Match-by-Match Statistics


Date	Opponent	GP	ATTACK				PCT	SET			SERVE	PASS	DIG	BLOCK			Total	GEN Points
			K	E	TA	TA		A	SA	SE				RE	BS	BA		
Jan 5, 2005	@ Outrigger Tourn (Lewis)	4	16	4	32	.375	0	1	4	0	5	2	3	0	5	5	20.5	
Jan 6, 2005	@ Outrigger Tourn (Penn St.)	5	16	3	26	.500	1	1	0	0	3	0	4	1	4	4	19.0	
Jan 7, 2005	@ Outrigger Tourn (Hawai'i)	4	12	1	24	.458	2	0	2	0	7	0	6	0	6	6	15.0	
Jan 14, 2005	California Baptist	5	14	2	21	.571	0	2	1	0	0	1	5	1	6	19.5		
Jan 15, 2005	California Baptist	3	8	0	12	.667	0	1	1	0	1	2	3	0	5	12.5		
Jan 21, 2005	@ UC Santa Barbara	4	7	1	13	.462	1	0	2	0	0	0	4	0	4	9.0		
Jan 22, 2005	@ UC Santa Barbara	3	3	1	6	.333	0	0	0	0	5	1	4	0	5	6.0		
Jan 28, 2005	UCLA	4	13	4	20	.450	1	0	3	0	4	3	7	1	10	19.5		
Jan 29, 2005	UCLA	3	4	3	12	.083	2	0	2	0	1	0	4	3	4	6.0		
Feb 4, 2005	@ Hall of Fame Tourn (Ball St.)	2	6	1	9	.556	0	0	2	0	1	1	2	0	3	8.0		
Feb 5, 2005	@ Hall of Fame Tourn (Penn St.)	5	11	2	18	.500	1	1	1	1	6	0	5	1	5	14.5		
Feb 11, 2005	@ Pepperdine	4	11	0	18	.611	1	1	4	0	1	0	1	1	1	12.5		
Feb 12, 2005	@ Pepperdine	3	9	1	14	.571	2	0	0	0	1	1	1	1	2	10.5		
Feb 25, 2005	UC Irvine																	
Feb 26, 2005	UC Irvine																	
Mar 4, 2005	@ USC																	
Mar 5, 2005	@ USC																	
Mar 11, 2005	@ Pacific																	
Mar 12, 2005	@ Pacific																	
Mar 18, 2005	Hawai'i																	
Mar 19, 2005	Hawai'i																	
Mar 25, 2005	Long Beach State																	
Mar 26, 2005	Long Beach State																	
Apr 1, 2005	@ CS Northridge																	
Apr 2, 2005	@ CS Northridge																	
Apr 8, 2005	UC San Diego																	
Apr 9, 2005	UC San Diego																	
Apr 15, 2005	Stanford																	
Apr 16, 2005	Stanford																	
Apr 23, 2005	MPSF First Round																	
Apr 28, 2005	MPSF Second Round																	
Apr 30, 2005	MPSF Finals																	
Totals		49	130	23	225	.476	7	7	22	1	35	11	49	9	60	172.5		

Taylor Evans • 6-2 • OH/OPP • Junior • Orem, Utah

- Saw action in 44 games in 2004
- Set a career high of 15 kills against George Mason March 27, 2004
- Went for 10 kills in the third game of BYU's win over Cal Baptist

Season Averages

Games played: 46
 Kills per game: 2.09
 Aces per game: 0.26
 Digs per game: 0.80
 Blocks per game: 0.24



Season and Career Highs

Kills:
 Season: 17 vs. UCLA, 1/28/05
 Career: 17 vs. UCLA, 1/28/05

Attempts:
 Season: 39 vs. UCLA, 1/28/05
 Career: 39 vs. UCLA, 1/28/05

Hitting Percentage:
 Season: .588 vs. Penn State, 2/5/05
 Career: .588 vs. Penn State, 2/5/05

Digs:
 Season: 6 vs. UCLA, 1/28/05
 Career: 6 vs. UCLA, 1/28/05

Block Solos
 Season: 1 (twice)
 Career: 1 (three times)

Block Assists
 Season: 4 vs. Penn State, 2/5/05
 Career: 4 vs. Penn State, 2/5/05

Total Blocks
 Season: 4 vs. Penn State, 2/5/05
 Career: 4 vs. Penn State, 2/5/05

Aces:
 Season: 4 vs. Lewis, 1/5/05
 Career: 4 vs. Lewis, 1/5/05

#17 Taylor Evans 2005 Match-by-Match Statistics


Date	Opponent	GP	ATTACK				SET	SERVE			PASS	DIG	BLOCK			Total	GEN Points
			K	E	TA	PCT		A	SA	SE			RE	BS	BA		
Jan 5, 2005	@ Outrigger Tourn (Lewis)	4	8	5	25	.120	2	4	3	0	4	0	0	0	0	12.0	
Jan 6, 2005	@ Outrigger Tourn (Penn St.)	2	4	7	16	-.188	0	0	1	0	5	0	1	0	1	4.5	
Jan 7, 2005	@ Outrigger Tourn (Hawai'i)	4	0	0	0	.000	0	0	1	0	0	0	0	0	0	0.0	
Jan 14, 2005	California Baptist	5	0	3	9	-.333	0	0	2	1	2	0	0	0	0	0.0	
Jan 15, 2005	California Baptist	3	10	2	14	.571	0	0	1	0	2	0	1	0	1	10.5	
Jan 21, 2005	@ UC Santa Barbara	3	5	1	6	.667	1	1	2	1	1	0	0	0	0	6.0	
Jan 22, 2005	@ UC Santa Barbara	3	13	3	22	.455	2	3	2	1	1	0	0	0	0	16.0	
Jan 28, 2005	UCLA	4	17	6	39	.282	1	1	3	0	6	1	1	0	2	19.5	
Jan 29, 2005	UCLA	3	8	3	17	.294	1	0	1	0	1	0	0	0	0	8.0	
Feb 4, 2005	@ Hall of Fame Tourn (Ball St.)	3	6	7	20	-.050	0	1	2	1	5	1	2	1	3	9.0	
Feb 5, 2005	@ Hall of Fame Tourn (Penn St.)	5	12	2	17	.588	1	1	5	2	4	0	4	1	4	15.0	
Feb 11, 2005	@ Pepperdine	4	8	8	25	.000	1	1	2	0	4	0	0	0	0	9.0	
Feb 12, 2005	@ Pepperdine	3	5	3	9	.222	0	0	2	0	2	0	0	0	0	5.0	
Feb 25, 2005	UC Irvine																
Feb 26, 2005	UC Irvine																
Mar 4, 2005	@ USC																
Mar 5, 2005	@ USC																
Mar 11, 2005	@ Pacific																
Mar 12, 2005	@ Pacific																
Mar 18, 2005	Hawai'i																
Mar 19, 2005	Hawai'i																
Mar 25, 2005	Long Beach State																
Mar 26, 2005	Long Beach State																
Apr 1, 2005	@ CS Northridge																
Apr 2, 2005	@ CS Northridge																
Apr 8, 2005	UC San Diego																
Apr 9, 2005	UC San Diego																
Apr 15, 2005	Stanford																
Apr 16, 2005	Stanford																
Apr 23, 2005	MPSF First Round																
Apr 28, 2005	MPSF Second Round																
Apr 30, 2005	MPSF Finals																
Totals		46	96	50	219	.210	9	12	27	6	37	2	9	2	11	114.5	

Russell Holmes • 6-8 • MB • Freshman • Fountain Valley, Calif.

- Sat out 2004 as a redshirt
- Set a career-high of 14 kills in win over Penn State at the Outrigger Tournament
- Hit for a career-high .538 (9-2-13) hitting percentage against Cal Baptist (Jan. 14, 2005)

Season Averages

Games played: 48
 Kills per game: 1.65
 Aces per game: 0.02
 Digs per game: 0.19
 Blocks per game: 0.85



Season and Career Highs

Kills:
 Season: 14 vs. Penn State, 1/6/05
 Career: 14 vs. Penn State, 1/6/05

Attempts:
 Season: 30 vs. Penn State, 1/6/05
 Career: 30 vs. Penn State, 1/6/05

Hitting Percentage:
 Season: .818 at UCSB, 1/21/05
 Career: .818 at UCSB, 1/21/05

Digs:
 Season: 2 (twice)
 Career: 2 vs. (twice)

Block Solos
 Season: 3 at UCSB, 1/22/05
 Career: 3 at UCSB, 1/22/05

Block Assists
 Season: 5 (twice)
 Career: 5 (twice)

Total Blocks
 Season: 5 (four times)
 Career: 5 (four times)

Aces:
 Season: 2 vs. Penn State, 2/5/05
 Career: 2 vs. Penn State, 2/5/05

#11 Russell Holmes 2005 Match-by-Match Statistics


Date	Opponent	GP	ATTACK				SET	SERVE			PASS	DIG	BLOCK			Total	GEN Points
			K	E	TA	PCT		A	SA	SE			RE	BS	BA		
Jan 5, 2005	@ Outrigger Tourn (Lewis)	4	9	2	14	.500	1	1	2	0	0	0	2	0	2	11.0	
Jan 6, 2005	@ Outrigger Tourn (Penn St.)	5	14	4	30	.333	0	0	4	0	1	0	3	0	3	15.5	
Jan 7, 2005	@ Outrigger Tourn (Hawai'i)	4	5	3	12	.167	0	0	1	0	0	1	4	0	5	8.0	
Jan 14, 2005	California Baptist	5	9	2	13	.538	0	0	0	1	1	1	2	0	3	11.0	
Jan 15, 2005	California Baptist	3	1	1	5	.000	0	0	0	0	2	0	4	1	4	3.0	
Jan 21, 2005	@ UC Santa Barbara	4	9	0	11	.818	0	0	1	0	0	0	3	0	3	10.5	
Jan 22, 2005	@ UC Santa Barbara	3	4	0	6	.667	0	0	4	0	1	3	2	0	5	8.0	
Jan 28, 2005	UCLA	4	6	2	14	.286	0	0	1	0	0	0	1	1	1	6.5	
Jan 29, 2005	UCLA	3	3	1	6	.333	0	0	1	0	0	1	2	1	3	5.0	
Feb 4, 2005	@ Hall of Fame Tourn (Ball St.)	3	2	2	6	.000	0	0	1	0	0	0	5	1	5	4.5	
Feb 5, 2005	@ Hall of Fame Tourn (Penn St.)	5	8	2	15	.400	0	2	3	0	2	0	5	1	5	12.5	
Feb 11, 2005	@ Pepperdine	2	5	1	10	.400	0	0	2	0	1	0	1	2	1	5.5	
Feb 12, 2005	@ Pepperdine	3	4	4	10	.000	0	0	3	0	1	0	1	0	1	4.5	
Feb 25, 2005	UC Irvine																
Feb 26, 2005	UC Irvine																
Mar 4, 2005	@ USC																
Mar 5, 2005	@ USC																
Mar 11, 2005	@ Pacific																
Mar 12, 2005	@ Pacific																
Mar 18, 2005	Hawai'i																
Mar 19, 2005	Hawai'i																
Mar 25, 2005	Long Beach State																
Mar 26, 2005	Long Beach State																
Apr 1, 2005	@ CS Northridge																
Apr 2, 2005	@ CS Northridge																
Apr 8, 2005	UC San Diego																
Apr 9, 2005	UC San Diego																
Apr 15, 2005	Stanford																
Apr 16, 2005	Stanford																
Apr 23, 2005	MPSF First Round																
Apr 28, 2005	MPSF Second Round																
Apr 30, 2005	MPSF Finals																
Totals		48	79	24	152	.362	1	3	23	1	9	6	35	7	41	105.5	

Casey Patterson • 6-6 • OH • Senior • Newbury Park, Calif.

- Set career highs of 19 kills, a .457 hitting percentage, and 10 digs against Hawai'i in the Outrigger Tournament, Jan. 7, 2005
- Named to the Outrigger All-Tournament Team
- Played for the Cougars in 2002 and 2003 and sat out the 2004 season
- Can play setter, outside hitter, and opposite side hitter

Season Averages

Games played: 47
 Kills per game: 2.53
 Aces per game: 0.19
 Digs per game: 1.02
 Blocks per game: 0.36



Season and Career Highs

Kills:
 Season: 20 vs. Penn State, 2/5/05
 Career: 20 vs. Penn State, 2/5/05

Hitting Percentage:
 Season: .562 vs. Ball State, 2/4/05
 Career: .562 vs. Ball State, 2/4/05

Assists
 Season: 5 at Hawai'i, 1/7/05
 Career: 15 vs. Concordia, 3/5/03

Digs:
 Season: 10 at Hawai'i, 1/7/05
 Career: 10 at Hawai'i, 1/7/05

Block Solos
 Season: 1 (twice)
 Career: 1 (twice)

Block Assists
 Season: 3 (twice)
 Career: 3 (twice)

Total Blocks
 Season: 3 (twice)
 Career: 3 (twice)

Aces:
 Season: 3 (twice)
 Career: 3 (twice)

#9 Casey Patterson 2005 Match-by-Match Statistics


Date	Opponent	GP	ATTACK				PCT	SET			DIG	BLOCK			Total	GEN Points
			K	E	TA	SA		SE	RE	BS		BA	BE			
Jan 5, 2005	@ Outrigger Tourn (Lewis)	3	6	3	13	.231	2	0	3	1	6	0	2	0	2	8.0
Jan 6, 2005	@ Outrigger Tourn (Penn St.)	5	15	6	29	.310	3	3	2	3	5	0	0	0	0	18.0
Jan 7, 2005	@ Outrigger Tourn (Hawai'i)	4	19	3	35	.457	5	1	3	0	10	0	3	2	3	21.5
Jan 14, 2005	California Baptist	5	10	5	26	.192	3	0	1	2	4	1	1	0	2	11.5
Jan 15, 2005	California Baptist	3	6	3	12	.250	2	0	2	0	5	0	3	1	3	7.5
Jan 21, 2005	@ UC Santa Barbara	4	9	7	19	.105	1	1	2	0	3	1	0	0	1	11.0
Jan 22, 2005	@ UC Santa Barbara	3	0	0	0	.000	0	0	2	0	0	0	0	0	0	0.0
Jan 28, 2005	UCLA	4	4	2	7	.286	0	0	2	0	3	0	0	0	0	4.0
Jan 29, 2005	UCLA	3	5	3	13	.154	0	0	1	0	1	0	1	1	1	5.5
Feb 4, 2005	@ Hall of Fame Tourn (Ball St.)	2	10	1	16	.562	0	1	3	0	2	0	1	0	1	11.5
Feb 5, 2005	@ Hall of Fame Tourn (Penn St.)	5	20	7	38	.342	1	3	3	0	2	0	2	0	2	24.0
Feb 11, 2005	@ Pepperdine	4	9	6	21	.143	0	0	0	0	5	0	2	0	2	10.0
Feb 12, 2005	@ Pepperdine	3	6	5	13	.077	1	0	2	0	2	0	0	0	0	6.0
Feb 25, 2005	UC Irvine															
Feb 26, 2005	UC Irvine															
Mar 4, 2005	@ USC															
Mar 5, 2005	@ USC															
Mar 11, 2005	@ Pacific															
Mar 12, 2005	@ Pacific															
Mar 18, 2005	Hawai'i															
Mar 19, 2005	Hawai'i															
Mar 25, 2005	Long Beach State															
Mar 26, 2005	Long Beach State															
Apr 1, 2005	@ CS Northridge															
Apr 2, 2005	@ CS Northridge															
Apr 8, 2005	UC San Diego															
Apr 9, 2005	UC San Diego															
Apr 15, 2005	Stanford															
Apr 16, 2005	Stanford															
Apr 23, 2005	MPSF First Round															
Apr 28, 2005	MPSF Second Round															
Apr 30, 2005	MPSF Finals															
Totals		47	119	51	242	.281	18	9	26	6	48	2	15	4	17	137.5

Rob Neilson • 6-3 • Setter • Junior • Pacific Palisades, Calif.

- Had a career-high 68 assists versus Penn State Jan. 6, 2005 in the Outrigger Tournament
- Had nine digs in back-to-back matches against Hawai'i and Cal Baptist
- Played in 104 games in 2004, mostly as a serving and defensive specialist
- Started two matches, one against Ohio State and the other against George Mason
- Will start at setter in 2005

Season Averages

Games played: 50
 Kills per game: 0.86
 Assists per game: 13.36
 Aces per game: 0.16
 Digs per game: 1.28
 Blocks per game: 0.70



Season and Career Highs

Kills:
 Season: 7 vs. Penn State, 1/6/05
 Career: 7 vs. Penn State, 1/6/05

Hitting Percentage:
 Season: .500 vs. Penn State, 1/6/05
 Career: .571 at Ohio State, 1/23/04

Assists:
 Season: 68 vs. Penn State, 1/6/05
 Career: 68 vs. Penn State, 1/6/05

Digs:
 Season: 9 at Hawai'i, 1/7/05
 Career: 9 at Hawai'i, 1/7/05

Block Solos
 Season: 2 vs. Lewis, 1/5/05
 Career: 2 vs. Lewis, 1/5/05

Block Assists
 Season: 4 (twice)
 Career: 4 (twice)

Total Blocks
 Season: 4 (four times)
 Career: 4 (four times)

Aces:
 Season: 3 at UCSB, 1/21/05
 Career: 3 at UCSB, 1/21/05

#14 Rob Neilson 2005 Match-by-Match Statistics


Date	Opponent	GP	ATTACK				PCT	SET			DIG	BLOCK			Total	GEN Points
			K	E	TA	SA		SE	RE	BS		BA	BE			
Jan 5, 2005	@ Outrigger Tourn (Lewis)	4	5	2	7	.429	51	0	2	0	7	2	1	0	3	7.5
Jan 6, 2005	@ Outrigger Tourn (Penn St.)	5	7	1	12	.500	68	0	3	0	6	0	3	0	3	8.5
Jan 7, 2005	@ Outrigger Tourn (Hawai'i)	4	6	2	9	.444	58	0	2	0	9	0	4	0	4	8.0
Jan 14, 2005	California Baptist	5	3	3	7	.000	61	0	1	0	9	0	1	1	1	3.5
Jan 15, 2005	California Baptist	3	2	0	3	.667	44	0	0	0	2	1	1	0	2	3.5
Jan 21, 2005	@ UC Santa Barbara	4	2	1	4	.250	59	3	1	0	6	0	1	0	1	5.5
Jan 22, 2005	@ UC Santa Barbara	3	2	0	3	.667	45	1	3	0	4	0	4	0	4	5.0
Jan 28, 2005	UCLA	4	6	3	9	.333	56	0	4	0	7	1	3	1	4	8.5
Jan 29, 2005	UCLA	3	3	1	5	.400	36	0	1	1	1	1	1	1	2	4.5
Feb 4, 2005	@ Hall of Fame Tourn (Ball St.)	3	1	1	3	.000	37	2	4	0	2	0	3	0	3	4.5
Feb 5, 2005	@ Hall of Fame Tourn (Penn St.)	5	3	1	5	.400	66	2	6	0	2	1	3	0	4	7.5
Feb 11, 2005	@ Pepperdine	4	2	1	5	.200	45	0	4	0	6	1	3	1	4	4.5
Feb 12, 2005	@ Pepperdine	3	1	1	5	.000	42	0	0	0	3	0	0	0	0	1.0
Feb 25, 2005	UC Irvine															
Feb 26, 2005	UC Irvine															
Mar 4, 2005	@ USC															
Mar 5, 2005	@ USC															
Mar 11, 2005	@ Pacific															
Mar 12, 2005	@ Pacific															
Mar 18, 2005	Hawai'i															
Mar 19, 2005	Hawai'i															
Mar 25, 2005	Long Beach State															
Mar 26, 2005	Long Beach State															
Apr 1, 2005	@ CS Northridge															
Apr 2, 2005	@ CS Northridge															
Apr 8, 2005	UC San Diego															
Apr 9, 2005	UC San Diego															
Apr 15, 2005	Stanford															
Apr 16, 2005	Stanford															
Apr 23, 2005	MPSF First Round															
Apr 28, 2005	MPSF Second Round															
Apr 30, 2005	MPSF Finals															
Totals		50	43	17	77	.338	668	8	31	1	64	7	28	3	35	72.0

Brian Rowley • 6-0 • LIB • Junior • Orem, Utah

- Set a career high with 12 digs against Cal Baptist, Jan. 14, 2005
- Has not had a service reception error since the first match of the season, a streak of four matches, 17 games, and 106 receptions

Season Averages

Games played: 50
 Kills per game: 0.04
 Aces per game: 0.00
 Digs per game: 1.72
 Blocks per game: 0.00



Season and Career Highs

Kills:
 Season: 1 (twice)
 Career: 1 (twice)

Attempts:
 Season: 1 (twice)
 Career: 1 (twice)

Hitting Percentage:
 Season: 1.000 (twice)
 Career: 1.000 (twice)

Digs:
 Season: 12 vs. Cal Baptist, 1/14/05
 Career: 12 vs. Cal Baptist, 1/14/05

Block Solos
 Season: N/A
 Career: N/A

Block Assists
 Season: N/A
 Career: N/A

Total Blocks
 Season: N/A
 Career: N/A

Aces:
 Season: N/A
 Career: N/A

#7 Brian Rowley 2005 Match-by-Match Statistics

Date	Opponent	GP	ATTACK				PCT	SET			PASS	DIG	BLOCK			Total	GEN Points
			K	E	TA	SA		SE	RE	BS			BA	BE			
Jan 5, 2005	@ Outrigger Tourn (Lewis)	4	0	0	1	.000	1	0	0	2	7	0	0	0	0	0.0	
Jan 6, 2005	@ Outrigger Tourn (Penn St.)	5	1	0	1	1.000	3	0	0	0	10	0	0	0	0	1.0	
Jan 7, 2005	@ Outrigger Tourn (Hawai'i)	4	0	0	0	.000	1	0	0	0	9	0	0	0	0	0.0	
Jan 14, 2005	California Baptist	5	0	1	1	-1.000	1	0	0	0	12	0	0	0	0	0.0	
Jan 15, 2005	California Baptist	3	0	0	0	.000	0	0	0	0	6	0	0	0	0	0.0	
Jan 21, 2005	@ UC Santa Barbara	4	1	0	1	1.000	1	0	0	2	6	0	0	0	0	1.0	
Jan 22, 2005	@ UC Santa Barbara	3	0	0	0	.000	0	0	0	1	1	0	0	0	0	0.0	
Jan 28, 2005	UCLA	4	0	0	0	.000	0	0	0	1	9	0	0	0	0	0.0	
Jan 29, 2005	UCLA	3	0	0	0	.000	0	0	0	0	7	0	0	0	0	0.0	
Feb 4, 2005	@ Hall of Fame Tourn (Ball St.)	3	0	0	0	.000	2	0	0	1	3	0	0	0	0	0.0	
Feb 5, 2005	@ Hall of Fame Tourn (Penn St.)	5	0	0	0	.000	1	0	0	1	3	0	0	0	0	0.0	
Feb 11, 2005	@ Pepperdine	4	0	0	0	.000	0	0	0	2	8	0	0	0	0	0.0	
Feb 12, 2005	@ Pepperdine	3	0	0	1	.000	0	0	0	2	5	0	0	0	0	0.0	
Feb 25, 2005	UC Irvine																
Feb 26, 2005	UC Irvine																
Mar 4, 2005	@ USC																
Mar 5, 2005	@ USC																
Mar 11, 2005	@ Pacific																
Mar 12, 2005	@ Pacific																
Mar 18, 2005	Hawai'i																
Mar 19, 2005	Hawai'i																
Mar 25, 2005	Long Beach State																
Mar 26, 2005	Long Beach State																
Apr 1, 2005	@ CS Northridge																
Apr 2, 2005	@ CS Northridge																
Apr 8, 2005	UC San Diego																
Apr 9, 2005	UC San Diego																
Apr 15, 2005	Stanford																
Apr 16, 2005	Stanford																
Apr 23, 2005	MPSF First Round																
Apr 28, 2005	MPSF Second Round																
Apr 30, 2005	MPSF Finals																
Totals		50	2	1	5	.200	10	0	0	12	86	0	0	0	0	2.0	

Ivan Perez • 6-4 • OH • Freshman • Mayaguez, Puerto Rico

- Had 15 and 12 kills in two matches versus Cal Baptist with 15 being a career high
- Hit .435 (27-7-46) against Cal Baptist

Season Averages

Games played: 42
 Kills per game: 2.76
 Aces per game: 0.24
 Digs per game: 1.48
 Blocks per game: 0.62



Season and Career Highs

Kills:
 Season: 17 at UCSB, 1/21/05
 Career: 17 at UCSB, 1/21/05

Attempts:
 Season: 36 at UCSB, 1/21/05
 Career: 36 at UCSB, 1/21/05

Hitting Percentage:
 Season: .450 vs. Cal Baptist, 1/15/05
 Career: .450 vs. Cal Baptist, 1/15/05

Digs:
 Season: 13 at UCSB, 1/21/05
 Career: 13 at UCSB, 1/21/05

Block Solos
 Season: 1 (three times)
 Career: 1 (three times)

Block Assists
 Season: 4 vs. UCLA, 1/28/05
 Career: 4 vs. UCLA, 1/28/05

Total Blocks
 Season: 4 (twice)
 Career: 4 (twice)


Aces:
 Season: 2 (three times)
 Career: 2 (three times)

#8 Ivan Perez 2005 Match-by-Match Statistics

Date	Opponent	GP	ATTACK				PCT	SET			PASS	DIG	BLOCK			Total	GEN Points
			K	E	TA	SA		SE	RE	BS			BA	BE			
Jan 5, 2005	@ Outrigger Tourn (Lewis)	2	3	4	9	-.111	1	1	2	1	2	0	1	0	1	4.5	
Jan 6, 2005	@ Outrigger Tourn (Penn St.)	5	9	2	19	.368	1	1	3	0	7	0	3	0	3	11.5	
Jan 7, 2005	@ Outrigger Tourn (Hawai'i)	4	9	4	24	.208	0	2	3	2	6	1	3	0	4	13.5	
Jan 14, 2005	California Baptist	5	15	4	26	.423	2	1	5	0	3	1	1	3	2	17.5	
Jan 15, 2005	California Baptist	3	12	3	20	.450	0	0	1	1	0	0	2	1	2	13.0	
Jan 21, 2005	@ UC Santa Barbara	4	17	4	36	.361	0	2	4	2	13	0	1	1	1	19.5	
Jan 22, 2005	@ UC Santa Barbara	3	7	4	14	.214	0	2	1	2	4	0	2	0	2	10.0	
Jan 28, 2005	UCLA	4	11	7	24	.167	3	0	3	1	4	0	3	0	3	13.5	
Jan 29, 2005	UCLA	3	5	6	18	-.056	1	0	2	2	3	0	4	0	4	7.0	
Feb 18, 2005	@ Hall of Fame Tourn (Ball St.)	3	8	3	13	.385	0	0	2	2	4	0	2	1	2	9.0	
Feb 19, 2005	@ Hall of Fame Tourn (Penn St.)	DNP															
Feb 11, 2005	@ Pepperdine	3	8	4	21	.190	0	0	1	2	5	0	0	0	0	8.0	
Feb 12, 2005	@ Pepperdine	3	12	7	22	.227	2	0	1	3	6	1	1	0	2	13.5	
Feb 25, 2005	UC Irvine																
Feb 26, 2005	UC Irvine																
Mar 4, 2005	@ USC																
Mar 5, 2005	@ USC																
Mar 11, 2005	@ Pacific																
Mar 12, 2005	@ Pacific																
Mar 18, 2005	Hawai'i																
Mar 19, 2005	Hawai'i																
Mar 25, 2005	Long Beach State																
Mar 26, 2005	Long Beach State																
Apr 1, 2005	@ CS Northridge																
Apr 2, 2005	@ CS Northridge																
Apr 8, 2005	UC San Diego																
Apr 9, 2005	UC San Diego																
Apr 15, 2005	Stanford																
Apr 16, 2005	Stanford																
Apr 23, 2005	MPSF First Round																
Apr 28, 2005	MPSF Second Round																
Apr 30, 2005	MPSF Finals																
Totals		42	116	52	246	.260	10	10	28	18	62	3	23	6	26	140.5	

Matt Heyes • 6-5 • OH • Sophomore • Salt Lake City, Utah

- Saw first action of his career vs. Lewis in the Outrigger Tournament at the start of the 2005 season
- Served an ace in each of his first two matches of career



Season and Career Highs


- Kills:**
Season: N/A
Career: N/A
- Attempts:**
Season: N/A
Career: N/A
- Hitting Percentage:**
Season: N/A
Career: N/A
- Digs:**
Season: 1 (three times)
Career: 1 (three times)
- Block Solos**
Season: N/A
Career: N/A
- Block Assists**
Season: N/A
Career: N/A
- Total Blocks**
Season: N/A
Career: N/A
- Aces:**
Season: 1 (twice)
Career: 1 (twice)

#6 Matt Heyes 2005 Match-by-Match Statistics

Date	Opponent	GP	ATTACK				SET	SERVE			PASS	DIG	BLOCK			Total	GEN Points
			K	E	TA	PCT		A	SA	SE			RE	BS	BA		
Jan 5, 2005	@ Outrigger Tourn (Lewis)	1	0	0	0	.000	0	1	1	0	0	1	0	0	0	0	1.0
Jan 6, 2005	@ Outrigger Tourn (Penn St.)	5	0	0	0	.000	0	1	2	0	0	0	0	0	0	0	1.0
Jan 7, 2005	@ Outrigger Tourn (Hawai'i)	DNP															
Jan 14, 2005	California Baptist	1	0	0	0	.000	0	0	0	0	1	0	0	0	0	0.0	
Jan 15, 2005	California Baptist	1	0	0	0	.000	0	0	0	0	0	0	0	0	0	0.0	
Jan 21, 2005	@ UC Santa Barbara	3	0	0	0	.000	0	0	1	0	0	0	0	0	0	0.0	
Jan 22, 2005	@ UC Santa Barbara	DNP															
Jan 28, 2005	UCLA	2	0	0	0	.000	0	0	0	0	1	0	0	0	0	0.0	
Jan 29, 2005	UCLA	3	0	0	0	.000	0	0	0	0	0	0	0	0	0	0.0	
Feb 4, 2005	@ Hall of Fame Tourn (Ball St.)	2	0	0	0	.000	0	0	0	0	0	0	0	0	0	0.0	
Feb 5, 2005	@ Hall of Fame Tourn (Penn St.)	2	0	0	0	.000	0	0	1	0	0	0	0	0	0	0.0	
Feb 11, 2005	@ Pepperdine	2	0	1	1	-1.000	0	0	1	0	0	0	0	0	0	0.0	
Feb 12, 2005	@ Pepperdine	2	0	0	0	.000	0	0	0	0	0	0	0	0	0	0.0	
Feb 25, 2005	UC Irvine																
Feb 26, 2005	UC Irvine																
Mar 4, 2005	@ USC																
Mar 5, 2005	@ USC																
Mar 11, 2005	@ Pacific																
Mar 12, 2005	@ Pacific																
Mar 18, 2005	Hawai'i																
Mar 19, 2005	Hawai'i																
Mar 25, 2005	Long Beach State																
Mar 26, 2005	Long Beach State																
Apr 1, 2005	@ CS Northridge																
Apr 2, 2005	@ CS Northridge																
Apr 8, 2005	UC San Diego																
Apr 9, 2005	UC San Diego																
Apr 15, 2005	Stanford																
Apr 16, 2005	Stanford																
Apr 23, 2005	MPSF First Round																
Apr 28, 2005	MPSF Second Round																
Apr 30, 2005	MPSF Finals																
Totals		24	0	0	1	-1.000	0	2	6	0	3	0	0	0	0	2.0	

Rob Congelliere • 6-4 • OH • Senior • Newbury Park, Calif.

- Saw first action of career against Lewis at the Outrigger Tournament



Season and Career Highs


- Kills:**
Season:
Career:
- Attempts:**
Season:
Career:
- Hitting Percentage:**
Season:
Career:
- Digs:**
Season:
Career:
- Block Solos**
Season:
Career:
- Block Assists**
Season:
Career:
- Total Blocks**
Season:
Career:
- Aces:**
Season:
Career:

#4 Rob Congelliere 2005 Match-by-Match Statistics

Date	Opponent	GP	ATTACK				SET	SERVE			PASS	DIG	BLOCK			Total	GEN Points
			K	E	TA	PCT		A	SA	SE			RE	BS	BA		
Jan 5, 2005	@ Outrigger Tourn (Lewis)	1	0	0	0	.000	0	0	1	0	0	0	0	0	0	0.0	
Jan 6, 2005	@ Outrigger Tourn (Penn St.)	DNP															
Jan 7, 2005	@ Outrigger Tourn (Hawai'i)	1	0	0	0	.000	0	0	0	0	0	0	0	0	0	0.0	
Jan 14, 2005	California Baptist	DNP															
Jan 15, 2005	California Baptist	2	0	0	0	.000	0	0	0	0	0	0	0	0	0	0.0	
Jan 21, 2005	@ UC Santa Barbara	DNP															
Jan 22, 2005	@ UC Santa Barbara	1	0	0	0	.000	0	0	0	0	0	0	0	0	0	0.0	
Jan 28, 2005	UCLA	DNP															
Jan 29, 2005	UCLA	DNP															
Feb 4, 2005	@ Hall of Fame Tourn (Ball St.)	2	0	1	1	-1.000	0	0	0	0	0	0	0	0	0	0.0	
Feb 5, 2005	@ Hall of Fame Tourn (Penn St.)	DNP															
Feb 11, 2005	@ Pepperdine	DNP															
Feb 12, 2005	@ Pepperdine	DNP															
Feb 25, 2005	UC Irvine																
Feb 26, 2005	UC Irvine																
Mar 4, 2005	@ USC																
Mar 5, 2005	@ USC																
Mar 11, 2005	@ Pacific																
Mar 12, 2005	@ Pacific																
Mar 18, 2005	Hawai'i																
Mar 19, 2005	Hawai'i																
Mar 25, 2005	Long Beach State																
Mar 26, 2005	Long Beach State																
Apr 1, 2005	@ CS Northridge																
Apr 2, 2005	@ CS Northridge																
Apr 8, 2005	UC San Diego																
Apr 9, 2005	UC San Diego																
Apr 15, 2005	Stanford																
Apr 16, 2005	Stanford																
Apr 23, 2005	MPSF First Round																
Apr 28, 2005	MPSF Second Round																
Apr 30, 2005	MPSF Finals																
Totals		7	0	1	1	-1.000	0	0	1	0	0	0	0	0	0	0.0	

Bryan Stewart • 6-5 • OH • Sophomore • Sandy, Utah

• Played first match of career against Lewis and registered a kill



Season and Career Highs


Kills:
 Season: 1 (twice)
 Career: 1 (twice)
Attempts:
 Season: 2 vs. Penn State, 2/5/05
 Career: 2 vs. Penn State, 2/5/05
Hitting Percentage:
 Season: 1.000 (twice)
 Career: 1.000 (twice)
Digs:
 Season: 1 vs. Ball State, 2/4/05
 Career: 1 vs. Ball State, 2/4/05
Block Solos
 Season:
 Career:
Block Assists
 Season: 3 vs. Ball State, 2/4/05
 Career: 3 vs. Ball State, 2/4/05
Total Blocks
 Season: 3 vs. Ball State, 2/4/05
 Career: 3 vs. Ball State, 2/4/05
Aces:
 Season: 1 vs. UCLA, 1/29/05
 Career: 1 vs. UCLA, 1/29/05

#2 Bryan Stewart 2005 Match-by-Match Statistics

Date	Opponent	GP	ATTACK				SET	SERVE			PASS	DIG	BLOCK			Total	GEN Points
			K	E	TA	PCT		A	SA	SE			RE	BS	BA		
Jan 5, 2005	@ Outrigger Tourn (Lewis)	1	1	0	1	1.000	0	0	1	0	0	0	0	0	0	0	1.0
Jan 6, 2005	@ Outrigger Tourn (Penn St.)	DNP															
Jan 7, 2005	@ Outrigger Tourn (Hawai'i)	2	0	0	0	.000	0	0	0	0	0	0	0	0	0	0.0	
Jan 14, 2005	California Baptist	2	0	0	1	.000	0	0	0	0	0	0	0	0	0	0.0	
Jan 15, 2005	California Baptist	2	0	0	0	.000	0	0	0	0	0	0	0	0	0	0.0	
Jan 21, 2005	@ UC Santa Barbara	DNP															
Jan 22, 2005	@ UC Santa Barbara	1	0	0	0	.000	0	0	0	0	0	0	0	0	0	0.0	
Jan 28, 2005	UCLA	1	0	0	0	.000	0	0	0	0	0	0	0	0	0	0.0	
Jan 29, 2005	UCLA	2	0	0	0	.000	0	1	1	0	0	0	0	0	0	1.0	
Feb 4, 2005	@ Hall of Fame Tourn (Ball St.)	3	1	0	1	1.000	0	0	0	0	1	0	3	0	3	2.5	
Feb 5, 2005	@ Hall of Fame Tourn (Penn St.)	4	0	0	2	.000	0	0	0	0	0	0	0	0	0	0.0	
Feb 11, 2005	@ Pepperdine	2	1	0	2	.500	0	0	0	0	0	0	0	0	0	1.0	
Feb 12, 2005	@ Pepperdine	1	0	0	0	.000	0	0	0	0	0	0	0	0	0	0.0	
Feb 25, 2005	UC Irvine																
Feb 26, 2005	UC Irvine																
Mar 4, 2005	@ USC																
Mar 5, 2005	@ USC																
Mar 11, 2005	@ Pacific																
Mar 12, 2005	@ Pacific																
Mar 18, 2005	Hawai'i																
Mar 19, 2005	Hawai'i																
Mar 25, 2005	Long Beach State																
Mar 26, 2005	Long Beach State																
Apr 1, 2005	@ CS Northridge																
Apr 2, 2005	@ CS Northridge																
Apr 8, 2005	UC San Diego																
Apr 9, 2005	UC San Diego																
Apr 15, 2005	Stanford																
Apr 16, 2005	Stanford																
Apr 23, 2005	MPSF First Round																
Apr 28, 2005	MPSF Second Round																
Apr 30, 2005	MPSF Finals																
Totals		21	3	0	7	.429	0	1	2	0	1	0	3	0	3	5.5	

Brian Congelliore • 6-2 • S • Freshman • Newbury Park, Calif.

• Saw first action of career against Cal Baptist



Season and Career Highs

Kills:
 Season:
 Career:
Hitting Percentage:
 Season:
 Career:
Assists:
 Season: 2 at UCSB, 1/22/05
 Career: 2 at UCSB, 1/22/05
Digs:
 Season: 1 at UCSB, 1/22/05
 Career: 1 at UCSB, 1/22/05
Block Solos
 Season:
 Career:
Block Assists
 Season:
 Career:
Total Blocks
 Season:
 Career:
Aces:
 Season:
 Career:

#5 Brian Congelliore 2005 Match-by-Match Statistics

Date	Opponent	GP	ATTACK				SET	SERVE			PASS	DIG	BLOCK			Total	GEN Points
			K	E	TA	PCT		A	SA	SE			RE	BS	BA		
Jan 5, 2005	@ Outrigger Tourn (Lewis)	DNP															
Jan 6, 2005	@ Outrigger Tourn (Penn St.)	DNP															
Jan 7, 2005	@ Outrigger Tourn (Hawai'i)	DNP															
Jan 14, 2005	California Baptist	DNP															
Jan 15, 2005	California Baptist	1	0	0	0	.000	0	0	0	0	0	0	0	0	0	0.0	
Jan 21, 2005	@ UC Santa Barbara	DNP															
Jan 22, 2005	@ UC Santa Barbara	1	0	0	0	.000	2	0	0	0	1	0	0	0	0	0.0	
Jan 28, 2005	UCLA	DNP															
Jan 29, 2005	UCLA	DNP															
Feb 4, 2005	@ Hall of Fame Tourn (Ball St.)	1	0	0	0	.000	0	0	0	0	0	0	0	0	0	0.0	
Feb 5, 2005	@ Hall of Fame Tourn (Penn St.)	DNP															
Feb 11, 2005	@ Pepperdine	DNP															
Feb 12, 2005	@ Pepperdine	DNP															
Feb 25, 2005	UC Irvine																
Feb 26, 2005	UC Irvine																
Mar 4, 2005	@ USC																
Mar 5, 2005	@ USC																
Mar 11, 2005	@ Pacific																
Mar 12, 2005	@ Pacific																
Mar 18, 2005	Hawai'i																
Mar 19, 2005	Hawai'i																
Mar 25, 2005	Long Beach State																
Mar 26, 2005	Long Beach State																
Apr 1, 2005	@ CS Northridge																
Apr 2, 2005	@ CS Northridge																
Apr 8, 2005	UC San Diego																
Apr 9, 2005	UC San Diego																
Apr 15, 2005	Stanford																
Apr 16, 2005	Stanford																
Apr 23, 2005	MPSF First Round																
Apr 28, 2005	MPSF Second Round																
Apr 30, 2005	MPSF Finals																
Totals		2	0	0	0	.000	2	0	0	0	1	0	0	0	0	0.0	

Brigham Young University - Volleyball
Brigham Young Cougar Combined Team Statistics (as of Feb 12, 2005)
All matches

RECORD:	OVERALL	HOME	AWAY	NEUTRAL
ALL MATCHES.....	(7-6)	(2-2)	(2-3)	(3-1)
CONFERENCE.....	(2-4)	(1-1)	(1-3)	(0-0)
NON-CONFERENCE.....	(5-2)	(1-1)	(1-0)	(3-1)

##	STATS SUMMARY	ATTACK					SET		SERVE			DIG		BLOCKING					Points			
		G	K	K/G	E	TA	Pct	A	A/G	SA	SE	SA/G	RE	DIG	D/G	BS	BA	Total		B/G	BE	BHE
3	BURKE, Michael	49	130	2.65	23	225	.476	11	0.22	7	22	0.14	1	35	0.71	11	49	60	1.22	9	1	172.5
2	STEWART, Bryan	21	3	0.14	0	7	.429	0	0.00	1	2	0.05	0	1	0.05	0	3	3	0.14	0	0	5.5
11	HOLMES, Russell	48	79	1.65	24	152	.362	1	0.02	3	23	0.06	1	9	0.19	6	35	41	0.85	7	0	105.5
14	NEILSON, Rob	50	43	0.86	17	77	.338	668	13.36	8	31	0.16	1	64	1.28	7	28	35	0.70	3	9	72.0
15	BATISTA, Victor	49	200	4.08	86	392	.291	14	0.29	13	32	0.27	16	66	1.35	6	28	34	0.69	13	4	233.0
9	PATERSON, Casey	47	119	2.53	51	242	.281	18	0.38	9	26	0.19	6	48	1.02	2	15	17	0.36	4	1	137.5
8	PEREZ, Ivan	42	116	2.76	52	246	.260	10	0.24	10	28	0.24	18	62	1.48	3	23	26	0.62	6	3	140.5
17	EVANS, Taylor	46	96	2.09	50	219	.210	9	0.20	12	27	0.26	6	37	0.80	2	9	11	0.24	2	1	114.5
7	ROWLEY, Brian	50	2	0.04	1	5	.200	10	0.20	0	0	0.00	12	86	1.72	0	0	0	0.00	0	0	2.0
5	CONGELLIERE, Brian	3	0	0.00	0	0	.000	2	0.67	0	0	0.00	0	1	0.33	0	0	0	0.00	0	1	0.0
4	CONGELLIERE, Robert	7	0	0.00	1	1	-1.000	0	0.00	0	1	0.00	0	0	0.00	0	0	0	0.00	0	0	0.0
6	HEYES, Matt	24	0	0.00	1	1	-1.000	0	0.00	2	6	0.08	0	3	0.12	0	0	0	0.00	0	0	2.0
TEAM																						
BRIGHAM YOUNG COUGAR		50	788	15.76	306	1567	.308	743	14.86	65	198	1.30	66	412	8.24	37	190	132.0	2.64	44	20	985.0
Opponents.....		50	726	14.52	269	1507	.303	673	13.46	66	196	1.32	65	388	7.76	41	173	127.5	2.55	34	16	919.5

TEAM STATISTICS	BY	OPP	DATE	OPPONENT	W/L	SCORE	SCORE-BY-GAME	ATTEND
ATTACK.....			Jan 05	vs Lewis	W	3-1	30-26,30-32,34-32,32-30	107
Kills.....	788	726	Jan 06	vs Penn State	W	3-2	27-30,28-30,30-27,30-24,15-11	115
Errors.....	306	269	Jan 07	at Hawai'i	W	3-1	30-28,25-30,30-28,30-19	4682
Total Attacks.....	1567	1507	Jan 14	CAL BAPTIST	L	2-3	25-30,30-23,29-31,30-22,11-15	4038
Attack Pct.....	.308	.303	Jan 15	CAL BAPTIST	W	3-0	30-22,30-21,30-27	3322
Kills/Game.....	15.8	14.5	* Jan 21	at UC Santa Barbara	L	1-3	26-30,27-30,32-30,29-31	342
SET.....			* Jan 22	at UC Santa Barbara	W	3-0	30-18,32-30,30-26	342
Assists.....	743	673	* Jan 28	UCLA	W	3-1	31-29,30-22,27-30,30-28	5629
Assists/Game.....	14.9	13.5	* Jan 29	UCLA BRUINS	L	0-3	21-30,24-30,26-30	6072
SERVE.....			Feb 04	vs Ball State	W	3-0	30-22,30-27,30-23	410
Aces.....	65	66	+ Feb 05	vs Penn State	L	2-3	30-20,30-23,21-30,25-30,10-15	822
Errors.....	198	196	* Feb 11	at #2 Pepperdine	L	1-3	27-30,25-30,30-23,17-30	1174
Aces/Game.....	1.3	1.3	* Feb 12	at #2 Pepperdine	L	0-3	20-30,28-30,14-30	1732
SERVE RECEPTIONS....								
Errors.....	66	65						
Errors/Game.....	1.3	1.3						
DEFENSE.....								
Digs.....	412	388						
Digs/Game.....	8.2	7.8						
BLOCKING.....								
Block Solo.....	37	41						
Block Assist.....	190	173						
Total Blocks.....	132.0	127.5						
Blocks Per Game...	2.6	2.5						
Block Errors.....	44	34						
BALL HANDLING ERRORS	20	16						
ATTENDANCE.....								
Total.....	19061	8272						
Dates/Avg Per Date	4/4765	5/1654						
Neutral site #/Avg	4/364							
Current win streak	0	-						
Home win streak...	0	-						