




Cougar Volleyball

THIS WEEK'S ACTION:

VS. San Diego State, Friday 10/17 and UNLV, Saturday 10/18
Provo, Utah • Smith Fieldhouse (5,000)


FRIDAY'S BYU MATCH:



San Diego State

(12-8, 3-2 MWC)
Friday, Oct. 17
7 p.m.
KBYU • BYUTV • BYU-Radio

SATURDAY'S BYU MATCH:



UNLV

(8-8, 2-3 MWC)
Saturday, Oct. 18
7 p.m.

Aztecs and Rebels to Visit Cougars

PROVO, Utah (Oct. 14, 2003) -- Approaching the midway point in its Mountain West Conference schedule, the BYU women's volleyball team will host San Diego State Friday at 7 p.m. and UNLV Saturday at 7 p.m. Both matches will be held in the Smith Fieldhouse.

After the conclusion of the Cougars' match against the Aztecs Friday, the BYU men's volleyball team will hold its annual Blue and White Scrimmage.

BYU (13-5 overall, 3-2 MWC) is currently tied for third in the MWC with SDSU (12-8, 3-2) and is the second-best hitting team in the conference with a .255 team attack percentage.

"These are two important conference matches for us," BYU coach Karen Lamb said. "We are improving our play as a team, but now we have to take the next step and translate that to wins on the court."

The Cougars are the only conference team to have three players ranked in the MWC top 10 for hitting percentage. Lindsay Lewis-Hartsock is third at .341, Carrie Bowers is seventh at .304 and Laura Nielsen is eighth at .295. Sophomore middle blocker Lexi Brown stood out last week, as she put down a career-high 16 kills against Utah, while hitting a team-beast .349 on the week.

Astrong blocking team, BYU is the No. 19 blocking team in the nation with a 2.90 blocks per game average. Senior libero Ulla Crabbe continues to lead the MWC with a 3.42 digs per game average.

SDSU has struggled at times this season, suffering through three two-match losing streaks, but remains a formidable defensive team that is ranked fifth in the nation with a 3.18 blocks per game average. The Aztecs are coming off a pair of wins over Air Force and New Mexico last week.

UNLV (8-8, 2-3) has been successful at home, but has struggled on the road with a 1-5 away record. The Rebels are also coming off a pair of wins over Air Force and New Mexico to even their record.

BYU drew its largest crowd of 2,312 fans out against Utah last Friday night. BYU has drawn over 1,000 fans in each of its three conference matches so far this season. Overall, the Cougars' average attendance is 1,379, tops in the MWC.

"It's imperative for us to get off to good starts in both these matches," Lamb said. "We have to come out with energy and protect our home-court advantage."

QUICK REFERENCE

BYU 2003 Record: 13-5
BYU MWC Record: 3-2
Current AVCA Listing (Votes): N/A
Current VB Magazine Ranking: N/A

2003 SCHEDULE/RESULTS

Date	Opponent	Time/Score(TV)
Aug. 29-30	@ Florida Tournament • Gainesville, FL	
Aug. 29	American	30-19, 30-19, 28-30, 30-20 W
Aug. 29	Rutgers	30-25, 30-26, 30-28 W
Aug. 30	Florida	24-30, 19-30, 21-30 L
Sept. 5-6	Southwest Missouri State Tourney • Springfield, MO	
Sept. 5	Arkansas	27-30, 16-30, 30-28, 30-18, 13-15 L
Sept. 5	North Texas	31-33, 30-25, 30-23, 30-24 W
Sept. 6	St. Louis	30-32, 30-23, 30-18, 30-22 W
Sept. 6	Southwest Missouri State	20-30, 20-30, 26-30 L
Sept. 12-13	BYUMizuno Classic • PROVO, UT	
Sept. 12	Ohio State	32-34, 30-28, 30-23, 30-26 W
Sept. 13	Rice	30-28, 30-20, 23-30, 30-17 W
Sept. 13	Penn State	21-30, 30-27, 30-23, 26-30, 15-13 W
Sept. 19	Utah Valley State College	30-18, 30-26, 30-24 W
Sept. 20	Nevada	30-26, 30-19, 30-24 W
Sept. 26*	Colorado State	20-30, 20-30, 26-30 L
Sept. 27*	Wyoming	30-23, 30-25, 30-25 W
Oct. 2*	@New Mexico	30-18, 30-28, 30-25 W
Oct. 3*	@Air Force	20-30, 25-30, 30-25, 30-24, 15-5 W
Oct. 7	@Weber State	27-30, 30-24, 30-20, 30-24 W
Oct. 10*	Utah	25-30, 27-30, 30-19, 20-30 L
Oct. 17*	San Diego State	7 p.m. (BYU-TV)
Oct. 18*	UNLV	7 p.m.
Oct. 24*	Wyoming	7 p.m.
Oct. 25*	Colorado State	7 p.m.
Oct. 31*	New Mexico	7 p.m.
Nov. 1*	Air Force	5 p.m.
Nov. 7*	@Utah	7 p.m.
Nov. 14*	UNLV	7 p.m.
Nov. 15*	San Diego State	7 p.m.
Nov. 20-22*	MWC Tournament • San Diego, CA	TBA
Nov. 25	Utah State	6 p.m.
Nov. 28	Eastern Michigan	7 p.m.
Dec. 5-6	NCAA1st and 2nd Rounds	TBA
Dec. 12-13	NCAARegionals	TBA
Dec. 18-20	NCAAFinal Four	Dallas, TX

* denotes Mountain West Conference matches.

** all times listed are for local site.

2003 NUMERICAL ROSTER

No.	Name	Ht.	Cl.	Pos.	Exp.	Hometown
2	Mandi Kiholm	6-1	JR	RS	TR	Camino, Calif. (Utah Valley State College)
3	April Varner	6-0	JR	OH	1L	Salt Lake City, Utah (Long Beach State)
4	Melanie Togo	5-6	SO	L	HS	Albuquerque, N.M. (Cibola HS)
5	Lauren Richards	6-0	SO	S	1L	Orem, Utah (Timpanogos HS)
6	Lindsey Metcalf	6-0	JR	OH	2L	Orem, Utah (Mountain View HS)
7	Kimberly Wilson	6-0	SO	OH	1L	Provo, Utah (Provo HS)
8	Carrie Bowers	6-2	SR	RS	3L	Salt Lake City, Utah (Highland HS)
9	Lexi Brown	6-1	SO	MB	1L	Sandy, Utah (Jordan HS)
10	Erica Lott	6-2	FR	MB	HS	Orem, Utah (Mountain View HS)
11	Lindsey Kearnl	5-8	JR	L	TR	Provo, Utah (Utah Valley State College)
12	Uila Crabbe	5-7	SR	L	3L	Mililani, Hawai'i (Kamehameha HS)
13	Catherine Parker	6-2	FR	MB	HS	Palos Verdes, Calif. (Palos Verdes Peninsula HS)
14	Lindsay Lewis-Hartssock	6-4	FR	MB	RS	Inkom, Idaho (Century HS)
15	Sahara Castillo	5-11	SR	OH	1L	Lima, Peru (Ricks College)
16	Lindsey Evans	5-10	FR	L	HS	West Linn, Ore. (West Linn HS)
17	Stacie Powell	5-6	FR	S/DS	HS	Mesa, Ariz. (Mesa HS)
18	Laura Nielsen	6-1	SR	MB	1L	Fremont, Calif. (Ricks College)
19	Amy Hulse	6-1	FR	MB	HS	Laguna Niguel, Calif. (Dana Hills HS)
20	Jenna Judkins	5-10	FR	S	HS	Salt Lake City, Utah (Skyline HS)
21	Annie Kemp	5-8	FR	L	HS	Pocatello, Idaho (Century HS)
23	Kimberly Dabo	5-11	FR	OH	HS	Hollister, Calif. (San Benito HS)

Head Coach: Karen Lamb (BYU 1978) – Second Year

Assistant Coaches: Jason Watson (BYU 1995), Mari Carpenter (BYU 2000)

Trainer: Gaye Merrill

ROSTER BREAKDOWN

Returning Starters (7)

Name	Pos.	Ht.	Cl.	Pct.	KPG	DPG	BPG
*Lauren Richards	S	5-11	SO	.136	2.38	0.33	0.41
Carrie Bowers	RS	6-2	SR	.194	2.01	0.80	1.38
Uila Crabbe	L	5-7	SR	-.026	0.05	3.03	0.01
Lindsey Metcalf	OH	6-0	JR	.134	1.95	2.78	0.92
Laura Nielsen	MB	6-1	SR	.298	2.36	0.65	1.20
April Varner	OH	6-0	JR	.146	2.67	2.57	0.43
Kimberly Wilson	OH	6-0	SO	.152	2.63	0.86	0.30

Starters Lost (3)

*Sunny Mahe	RS	6-2	JR	.319	3.56	1.87	1.02
**Karina Puikkonen	S	6-0	JR	.330	1.53	1.65	1.02
Allison Larson	RS	6-0	SR	.212	2.74	0.37	0.83

* Starters in 2001 who redshirted in 2002

** Will not return due to early graduation

Returning Redshirts (2)

Name	Pos.	Ht.	Cl.	Exp.	
Lauren Richards	S	5-11	SO	1L	
Lindsay Lewis	MB	6-4	FR	HS	Inkom, Idaho (Century HS)

Newcomers (11)

Name	Pos.	Ht.	Cl.	Exp.	Hometown
Mandi Kiholm	RS	6-1	JR	TR	Utah Valley State College
Lindsey Kearnl	L	5-8	JR	TR	Utah Valley State College
Melanie Togo	L	5-6	SO	HS	Albuquerque, N.M. (Cibola HS)
Erica Lott	OH/MB	6-2	FR	HS	Orem, Utah (Mountain View HS)
Catherine Parker	MB	6-2	FR	HS	Palos Verdes, Calif. (P.V. Peninsula HS)
Kimberly Dabo	OH	5-11	FR	HS	Hollister, Calif. (San Benito HS)
Lindsey Evans	L	5-9	FR	HS	West Linn, Ore. (West Linn HS)
Stacie Powell	S	5-6	FR	HS	Mesa, Ariz. (Mesa HS)
Annie Kemp	L	5-8	FR	HS	Pocatello, Idaho (Century HS)
Amy Hulse	MB	6-1	FR	HS	Laguna Niguel, Calif. (Dana Hills HS)
Jenna Judkins	S	5-10	FR	HS	Salt Lake City, Utah (Skyline HS)

Geographic Breakdown

Utah (9)

Carrie Bowers
Lexi Brown
Jenna Judkins
Lindsey Kearnl
Erica Lott
Lindsey Metcalf
Lauren Richards
April Varner
Kim Wilson

California (5)

Kimberly Dabo
Amy Hulse
Mandi Kiholm
Laura Nielsen
Catherine Parker

Idaho (2)

Annie Kemp
Lindsay Lewis-Hartssock

Hawai'i (1)

Uila Crabbe

New Mexico (1)

Melanie Togo

Oregon (1)

Lindsey Evans

Arizona (1)

Stacie Powell

Peru (1)

Sahara Castillo

Returning Letterwinners (9)

Name	Pos.	Ht.	Cl.	Pct.	KPG	DPG	BPG
Carrie Bowers	RS	6-2	SR	.194	2.01	0.80	1.38
Uila Crabbe	L	5-7	SR	-.026	0.05	3.03	0.01
Sahara Castillo	OH	5-11	SR	-.026	0.11	1.26	0.03
Laura Nielsen	MB	6-1	SR	.298	2.36	0.65	1.20
Lindsey Metcalf	OH	6-0	JR	.134	1.95	2.78	0.92
April Varner	OH	6-0	JR	.146	2.67	2.57	0.43
Lauren Richards	S	5-11	SO	.136	2.38	0.33	0.41
Kimberly Wilson	OH	6-0	SO	.152	2.63	0.86	0.30
Lexi Brown	MB	6-1	SO	.195	1.89	0.75	1.39

Letterwinners Lost (5)

*Sunny Mahe	RS	6-2	JR	.319	3.56	1.87	1.02
Karina Puikkonen	S	6-0	JR	.292	4.24	2.33	1.59
Allison Larson	RS	6-0	SR	.198	3.02	2.03	1.10
Michelle Mahaffey	L	5-6	SR	.227	1.91	3.04	0.47
Erin Webb	OH	6-0	SO	.119	1.28	0.49	0.72

Class Breakdown

Senior (4)

Carrie Bowers
Laura Nielsen
Uila Crabbe
Sahara Castillo

Sophomore (4)

Lauren Richards
Alexis Brown
Kimberly Wilson
*Melanie Togo

Junior (4)

Lindsey Metcalf
April Varner
*Lindsey Kearnl
*Mandi Kiholm

Freshman (9)

Lindsey Lewis
*Erica Lott
*Catherine Parker
*Lindsey Evans
*Stacie Powell
*Kimberly Dabo
*Annie Kemp
*Jenna Judkins
*Amy Hulse

* 2003 Newcomer



LOOKING AT SAN DIEGO STATE

The Aztecs put together a three-match win streak last week with victories over Cal State Fullerton, New Mexico and Air Force.

San Diego State celebrated the 1,000th match in school history

with the 3-0 victory over New Mexico in Peterson Gym Friday night, which also gave head coach Mark Warner his 150th career victory. SDSU hit .333 for the week as three Aztecs hit over .400 (Megan Schaueremann-.500, Sara Engstrom-.455, Aspen McPartland-.405) and another hit .364 (Zlatina Anguelova). The Aztecs are currently third in the MWC for hitting percentage at .247. SDSU tallied a team season-high 12 aces vs. the Titans. SDSU travels to BYU and Utah this week.

BYU vs. San Diego State in 2002

BYU was winless against SDSU in 2002. Both Cougar losses were 3-0 sweeps. The Aztecs hit a combined .270 in the two matches and held the Cougars to a .170 percentage. BYU lost the first match by scores of 30-16, 30-17, 30-15, before making the second meeting alot closer with scores of 30-26, 31-29, 31-29. Kim Wilson led the way with a combined 19 kills. Before 2002, the Cougars had an 11-match win streak against the Aztecs, including eight sweeps.



Mark Warner



Aspen McPartland

BYU All-time vs. San Diego State

Record: 25-15 H: 12-5, A: 10-7, N/NR: 3-3, Ntl: 0-2

09/27/02	MWC	A	L	0-3
10/26/02	MWC	H	L	0-3
10/12/01	MWC	H	W	3-1
11/10/01	MWC	A	W	3-0
10/20/00	MWC	A	W	3-0
09/23/00	MWC	H	W	3-0
11/05/99	MWC	A	W	3-0
10/09/99	MWC	H	W	3-0
11/07/98	WAC	A	W	3-0
10/09/98	WAC	H	W	3-0
11/26/97	WAC Tourn.(Las Vegas)	N	W	3-0
11/29/96	WAC Tourn. (Las Vegas)	N	W	3-1
11/01/96	WAC	H	W	3-2
09/27/96	WAC	A	L	3-2
11/10/95	WAC	H	W	3-1
10/07/95	WAC	A	L	3-1
10/29/94	WAC	H	W	3-0
09/23/94	WAC	A	W	3-1
11/20/93	WAC	H	W	3-1
10/15/93	WAC	A	W	3-1
11/12/92	WAC	A	W	3-1
10/16/92	WAC	H	W	3-0
11/08/91	WAC	H	W	3-1
10/09/91	WAC	A	W	3-2
11/30/90	NCAA First (Provo)	H	L	3-1
11/16/90	WAC	H	W	3-0
10/20/90	WAC	A	W	3-2
09/13/86	SDSU Invitational	H	L	3-2
11/30/84	NCAA Round 1 (SDSU)	A	L	3-0
09/28/84	Dual	H	W	3-2
09/14/84	SDSU Invitational	A	L	3-1
10/14/83	Dual	H	L	3-2
10/29/82	Dual	H	L	3-2
09/17/82	SDSU Invitational	A	L	2-1
11/06/81	UCLA Tournament	N	L	2-0
09/17/81	San Diego Invit.	A	W	2-0
09/19/80	San Diego Invit.	A	L	2-0
11/02/79	UCLA Tournament	N	L	2-0
11/04/78	UCLA Tournament	N	W	2-1
11/05/77	UCLA Tournament	N	L	2-0

2003 San Diego State Women's Volleyball Roster

No.	Name	Pos.	Hgt.	Cl.	Hometown (Previous School)
2	Kara Moriarty	OH	6-1	Jr.	Idaho Falls, Idaho (Skyline HS)
4	Meredith Hasson	S	5-10	Fr.	Austin, Texas (Westlake HS)
5	Natalie Sande	OH	5-11	Sr.	Rancho Santa Fe, Calif. (San Francisco)
6	Melissa Cansdale	OH	5-11	Sr.	Boulder City, Nev. (Boulder City HS)
7	Sara Engstrom	S	5-8	Sr.	San Diego, Calif. (Portland)
8	Robyn Gregg	DS	5-9	Sr.	Santee, Calif. (West Hills HS)
9	Melissa Stapley	OH	6-0	So.	Mesa, Ariz. (Chandler-Gilbert CC)
10	Audra Dent	RS	6-1	Fr.	Aptos, Calif. (Aptos HS)
11	Megan Schaueremann	MB	6-0	Sr.	Vancouver, Wash. (Hudson's Bay HS)
12	Kari Dykema	DS	5-9	So.	Portage, Mich. (Portage Northern HS)
13	Lucilla Xavier	MB	6-2	So.	Belo Horizonte, Brazil (St. Gregory's)
14	Morgan Loftis	MB	6-2	Jr.	Ceres, Calif. (San Joaquin Delta JC)
15	Zlatina Anguelova	OH	6-1	Sr.	Sofia, Bulgaria (Vassil Levski 166)
16	Aspen McPartland	MB	6-1	Sr.	San Diego, Calif. (Grossmont HS)

Head Coach: Mark Warner, 9th Season (San Diego State '87)
 Assistant Coach: John Ross, 8th Season (San Diego State '93)
 Assistant Coach: John Shirk, 6th Season (San Diego State '98)
 Student Assistant Coach: Janice Humphrey, 1st Season

SPORTS INFO

Volleyball Contact: Dave Kuhn
 Phone: (619) 594-5547
 FAX: (619) 582-6541
 Courtside Phone: (619) 594-5533
 E-mail: dkuhn@mail.sdsu.edu
 Website: www.goaztecs.com



LOOKING AT UNLV

The Rebels snapped a five-match losing streak with wins over Air Force and New Mexico last week. UNLV is 2-0 since junior setter Nikki King returned from an ankle injury and the Rebels are 8-3 this season with King as the setter. In addition to running the offense, King also notched seven kills in eight attempts for an .875 percentage, while totaling 12 digs.

Senior Leiana Oswald totaled a team-high 34 kills last week and remained steady at No. 2 in the MWC with 4.16 kills per game. The Rebels travel to Utah and BYU this week.

BYU vs. UNLV in 2002

BYU was 2-1 against UNLV last season, and both wins were in five games. After winning a five-game marathon in Las Vegas, the Cougars dropped a four-game match at home, before winning another five-game thriller in the first round of the Mountain West Conference Tournament. In the first meeting, Lindsey Metcalf, playing in her second match as a middle blocker, set a MWC record with 17 total blocks.

BYU All-time vs. UNLV

Record 11-2, H: 5-1, A: 4-1, N: 2-0

11/21/02	MWC Tournament	N	W	3-2
10/25/02	MWC	H	L	1-3
09/28/02	MWC	A	W	3-2
11/09/01	MWC	A	L	1-3
10/13/01	MWC	H	W	3-0
10/19/00	MWC	H	W	3-0
09/22/00	MWC	A	W	3-1
11/06/99	MWC	A	W	3-0
10/08/99	MWC	H	W	3-0
11/27/98	WAC Tourn. (Las Vegas)	N	W	3-0
11/07/97	WAC	H	W	3-0
10/11/97	WAC	A	W	3-0
09/21/84	BYU Invitational	H	W	2-0



Deitre Collins



Patricia Assuncao

2003 UNLV Women's Volleyball Roster

No.	Name	Pos.	Hgt.	Cl.	Hometown/Previous School
1	Nicki King	S	5-9	Jr.	Phoenix, Ariz./Desert Vista HS
3	Patricia Assuncao	LS	6-0	Sr.	Sao Paulo, Brazil/Instituto Radial
4	Leiana Oswald	LS	6-0	Sr.	Burnaby, B.C., Can./Notre Dame HS
5	Kristin Koochi	L	5-6	Fr.	Honolulu, Hawaii/Iolani HS
6	Tamara Kauliakamoa	S/DS	5-8	Fr.	Las Vegas, Nev./Palos Verde HS
8	Michelle Banks	RS	6-0	Fr.	Sonora, Calif./Sonora HS
9	Sheila Ocasio-Clemente	MB	6-5	Sr.	Carolina, Puerto Rico/Ciem Private
10	Lauren Miramontes	MB	6-3	Fr.	Upland, Calif./Upland HS
11	Stacy Dunklau	MB	6-1	Fr.	Arlington, Neb./Arlington Jr/Sr HS
12	Tarin Keith	LS	5-11	Jr.	Las Vegas, Nev./Bishop Gorman HS
14	Michelle Johnson	MB	6-2	Jr.	Yucaipa, Calif./Yucaipa HS
15	Christina Kirschner	MB	6-2	Sr.	Long Beach, Calif./L. Beach Poly HS
16	Kandace Scarlett	OH	6-0	Fr.	Murrieta, Calif./Temecula Valley HS
18	Nina Franchini	L	5-6	Jr.	Albuquerque, N.M./St. Pius X HS

Head Coach: Deitre Collins (8th season/Hawai'i, '95)
 Assistant Coach: Matt Johnson (2nd season/Hawaii, '00)
 Assistant Coach: Erika Nash (2nd season/Bradley University, '99)
 Volunteer Asst. Coach: Angie Vetter (1st season/UNLV, '99)
 Team Manager: Suken Shah
 Equipment Manager: Tausha Smith
 Athletic Trainer: Aramis Vandyke
 Media Relations: Brian Albertson

SPORTS INFO

Volleyball Contact: Brian Albertson
 Phone: (702) 895-3764
 FAX: (702) 895-0989
 Courtside Phone: (702) 895-4600
 E-mail: brian.albertson@cmail.nevada.edu
 Website: www.unlvrebels.com

2003 QUICK FACTS**UNIVERSITY INFORMATION**

Location Provo, Utah 84602
 Elevation 4,553 feet
 Enrollment 32,122 (Daytime)
 Founded October 15, 1875
 Owned . Church of Jesus Christ of Latter-day Saints
 Nickname Cougars
 Mascot Cosmo
 Colors dark blue, white and tan
 Conference Mountain West
 Arena Smith Fieldhouse (5,000) wood floor
 BYU President . Cecil O. Samuelson (Utah, 1970)
 Women's AD Elaine Michaelis (BYU, 1960)

VOLLEYBALL INFORMATION

Head Coach Karen Lamb (BYU, 1978)
 Office Phone 801-422-4225
 Assistant Coaches Jason Watson (BYU, 1995)
 Mari Carpenter (BYU, 2000)
 Lamb Record at BYU: 27-23 (.540)/2nd year
 Lamb Career Record 117-118 (.498)/ 7 years
 BYU's All-Time Record: 914-249-5 (.786)
 2002 Record 14-19
 2002 MWC Record 7-7 (4th)
 2002 NCAA N/A
 2002 Final Ranking N/A
 Starters Returning/Lost 7/3
 Letterwinners Returning/Lost 9/5
 Newcomers 11

ATHLETIC MEDIA RELATIONS

Primary Volleyball Contact Sam Araki
 Phone 801-422-8948
 E-mail wvolleyball_sid@byu.edu
 Secondary Volleyball Contact Brett Pyne
 Phone 801-422-4912
 Fax 801-422-0633
 E-mail brett_pyne@byu.edu
 Homepage www.byucougars.com
 Pressrow Phone 801-422-8342
 Mailing Address

BYU Athletic Media Relations
 30 Smith Fieldhouse
 Provo, Utah 84602

Weekly Notes:**WEEK #7 IN REVIEW ...**

BYU had its first early week match of the season when it played at Weber State on Tuesday night. After dropping a close first game, the Cougars took the next three to win the match. BYU then turned around to play in-state rival Utah at home in the Smith Fieldhouse. After dropping the first two games, the Cougars rose to dominate the third, but the Utes rebounded to take the fourth game and the match.

ON TELEVISION, RADIO AND ONLINE

The Cougars will have their match against San Diego State broadcast live on KBYU-TV (Channel 11), BYUTV (Dish Network [channel 9403] and DirecTV PLUS [channel 374]) and BYU-Radio. Additionally, a live audio/video stream of the BYU vs. SDSU match will be available online. All links to broadcast matches and Live Stats of all home matches will be available via the BYU women's volleyball home page at www.byucougars.com.

POLL POSITION

After spending four consecutive weeks receiving votes in the USA Today/AVCA Coaches Top 25 Poll, BYU fell out of the polls as a listed team this week. The Cougars peaked as they were listed No. 26 on Sept. 26. Since the beginning of the AVCA Coaches Top 20 Poll in 1982, BYU has been ranked a total of 252 weeks, which ranks the Cougars eighth in NCAA history.

OFFENSIVELY OKAY

BYU is second in the MWC with a .255 team hitting percentage. The Cougars are the only team with three players in the MWC top 10 for hitting percentage (3-Lindsay Lewis-Hartsock .341; 7-Carrie Bowers .304; 8-Laura Nielsen .295).

BROWN BOMBER

Sophomore middle blocker Lexi Brown is proving to be an offensive force. Last week, she led BYU with a .349 attack percentage and was second on the team with 21 kills. Against Utah, Brown recorded a career-high 16 kills while hitting a match-high .448. On the season, Brown is the Cougars' most efficient attacker, hitting at a .359 clip.

TEN-WIN MARK

The Cougars are half way to 20 wins. With its win against Wyoming on Sept. 27, BYU won its 10th match of the season. Last year, the Cougars didn't win their 10th match until Nov. 1 against New Mexico. BYU's next win will be its 14th, which would equal last year's win total.

Cougar Block; Top-25 Nationally

With a block that's improving with each passing week, moved up to the No. 19 spot in national blocking with a 2.90 blocks per game average.

BYU Attendance

BYU drew its largest crowd of 2,312 fans out against Utah on Friday night. This season, the Cougars have drawn three crowds of 2,000 or more. The others were against Ohio State (2,071) and UVSC (2,086). In their eight home matches this season, the Cougars have drawn over 1,000 fans in six matches. The two matches that fell below the mark were day matches against Rice and Nevada that fell on the same days as BYU football games. BYU's average attendance is 1,379, the best in the MWC.

BY THE NUMBERS

BYU is a perfect 13-0 this season when it has a higher attack percentage than its opponent and is 10-1 when it has more digs and aces than its opponent.

INJURY UPDATE

It is relatively quiet on the injury front for the Cougars. Other than various minor bumps and bruises there is nothing serious.

IRON WOMEN

Carrie Bowers, Lauren Richards and Uila Crabbe are the only Cougars to play in every game this season, as BYU continues to search for its most effective lineup.

**USA TODAY/AVCA Division I
Coaches
Top 25 Poll #7, October 13, 2002**

Rk	School	Points	Rec	Pvs
1	USC (65)	1,625	16-0	1
2	Hawai'i	1,551	17-1	2
3	Florida	1,504	18-1	3
4	Georgia Tech	1,397	18-0	5
5	California	1,324	16-0	9
6	Pepperdine	1,322	13-2	6
7	Stanford	1,272	13-3	4
8-tie	Nebraska	1,063	15-2	7
8-tie	Kansas State	1,063	16-3	12
10	Northern Iowa	1,029	15-2	10
11	UCLA	1,016	13-3	8
12	Washington	913	13-4	13
13	Penn State	822	16-2	11
14	Santa Clara	793	12-6	14
15	Notre Dame	722	14-2	15
16	UC Santa Barbara	563	10-5	19
17	San Diego	504	13-4	18
18	Michigan State	428	11-5	16
19	Loyola Marymount	421	17-3	20
20	Colorado State	369	14-4	22
21	Louisville	278	9-4	17
22	Texas A&M	234	12-5	24
23	Wisconsin	202	12-5	21
24	Pacific	155	10-6	23
25	Cincinnati	123	17-2	NR

Others receiving points and listed on two or more ballots:
Minnesota 82, Michigan 63, Missouri 58, San Francisco 43, Florida
A&M 36, Ohio 23, Illinois 21, Arkansas 19, Arizona 17, Fresno
State 16, UC Irvine 14, Southwest Missouri 12, Long Beach State
11, Utah 8, Maryland 2

2002 HIGHLIGHTS/AWARDS

BYU's Individual Honors and Accomplishments

MWC Player of the Week

Carrie Bowers, Sr., RS (9/2)
Lauren Richards, So., S (9/15)

Campus USA Credit Union Invitational

Carrie Bowers, Sr., RS
Lauren Richards, So., S

SMS Dr. Mary Jo Wynn Invitational

Kim Wilson, So., OH

BYU Mizuno Classic

Kim Wilson, So., OH (MVP)
Carrie Bowers, Sr., RS
Lauren Richards, So., S

REDSHIRTS FOR 2003

Of BYU's eight incoming true freshman, seven are slated to redshirt the 2003 season. They are: Erica Lott, Catherine Parker, Lindsey Evans, Stacie Powell, Amy Hulse, Annie Kemp and Kimberly Dabo.

BEST AND WORST STARTS TO A SEASON

The Cougars' best-ever start to a season is 23-0 in 1977, a year in which they finished 34-5. BYU's worst start to a season is 1979 when it started 0-2. The Cougars have never lost more than two matches in a row to start a season.

ROSTER OF CHAMPIONS

After an unprecedented year in which nine of the 16 players on the roster sustained injury, BYU made it a mandate to recruit additional talent. While at times last year the Cougars didn't have enough players to scrimmage, with the current 21 players on the roster, BYU is not only ensured of having enough players to practice, but the team's competitive level of play in practice has risen.

YOUNG AND EXPERIENCED

Of the Cougars' nine returning letterwinners, eight have starting experience. Of those eight, all eight have the potential to be All-MWC team selections with playing time.

Cougar Achievements

Double-Doubles:

Lauren Richards (8)
@ Florida (8/30) - 23 A and 10 D
v. American (8/29) - 41 A and 12 D
v. Arkansas (9/5) - 48 A and 11 K
v. North Texas (9/5) - 44 A and 13 D
v. Rice (9/13) - 52 A and 10 D
v. Penn State (9/13) - 55 A and 11 D
v. Nevada (9/20) - 35 A and 11 D
v. Colorado State (9/26) - 25 A and 10 D

Kim Wilson (5)

v. Saint Louis (9/6) - 29 K and 13 D
v. Ohio State (9/12) - 13 K and 10 D
v. Rice (9/13) - 21 K and 11 D
v. Penn State (9/13) - 22 K and 11 D
v. Utah (10/10) - 18 K and 11 D

April Varner (3)

v. Wyoming (9/27) - 15 K and 10 D
v. Air Force (10/3) - 18 K and 10 D
v. Weber State (10/7) - 15 K and 16 D

Lindsey Metcalf (2)

v. Rutgers (8/29) - 11 K and 11 D
v. Wyoming (9/27) - 12 K and 10 D

Carrie Bowers (1)

v. Arkansas (9/5) - 17 K and 11 D

Triple-Doubles:

NONE

30 Kills:

NONE

30 Digs:

NONE



www.TheMWC.com

MOUNTAIN WEST CONFERENCE

BYU is a member of the Mountain West Conference. The Cougars have a 42-14 regular season record in four years of MWC play after finishing fourth in 2002 with a 7-7 mark.

BYU won the inaugural regular season title in 1999 with a 13-1 record and finished second in 2000 with a 12-2 mark. BYU appeared in the MWC Tournament title match in each of the first two seasons, winning the title over Colorado State in Fort Collins in 2000 after losing the 1999 title to the Rams in Provo. Utah won the 2001 and 2002 crowns, in Provo and Fort Collins, respectively. Six of the eight MWC programs have competed in post-season action over the years. In 2002, two MWC teams earned NCAA bids. BYU made a run in the MWC Tournament to clinch the automatic berth as the tournament champion, but was derailed by Utah in the finals.

Since the MWC was founded in 1999, BYU, Colorado State and Utah have represented the conference in the NCAA tournament each season. After three teams were ranked in the top-25 at the end of 2001 (CSU 10, Utah 15 and BYU 22), no MWC teams finished in the top 25 in 2002. Overall, BYU has made 20 NCAA appearances, followed by Colorado State with 14, SDSU with 13, New Mexico with seven, and Utah with five and Wyoming with four.

BYU has a winning record over every MWC team with an overall conference winning percentage of .829. The 2002 MWC Tournament was held in Fort Collins, Colo., Nov. 21-23, with Utah defeating BYU in the final.

BYU vs. MWC Teams (Through 10/13/2003)

vs. Air Force	10-1-0 (.909)
vs. Colorado St.	44-14-1 (.746)
vs. New Mexico	53-7-0 (.883)
vs. San Diego State	25-15-0 (.625)
vs. UNLV	11-2-0 (.846)
vs. Utah	61-13-0 (.824)
vs. Wyoming	53-3-0 (.946)
Overall vs. MWC	257-55-1 (.825)

2003 Mountain West Conference Standings

Team	Conference			Overall		
	W	L	Pct	W	L	Pct
Colorado State.....	5	0	1.000	14	4	.778
Utah.....	4	1	.800	10	6	.625
BYU.....	3	2	.600	13	5	.722
San Diego State.....	3	2	.600	12	8	.600
Wyoming.....	2	3	.400	13	7	.650
UNLV.....	2	3	.400	8	8	.500
Air Force.....	1	4	.200	10	8	.556
New Mexico.....	0	5	.000	3	15	.167

This Week's MWC Play

October 17 (Friday)

- *WYOMING at AIR FORCE, 7 p.m.
- *SAN DIEGO STATE at BYU, 7 p.m.
- *COLORADO STATE (20) at NEW MEXICO, 7 p.m.
- *UNLV at UTAH, 7 p.m.

October 18 (Saturday)

- *COLORADO STATE (20) at AIR FORCE, 7 p.m.
- *UNLV at BYU, 7 p.m.
- *WYOMING at NEW MEXICO, 7 p.m.
- *SAN DIEGO STATE at UTAH, 7 p.m.

MWC Notes

2003 MWC CHAMPIONSHIP IN SAN DIEGO FOR THE FIRST TIME

The Mountain West Conference Championship will be held in San Diego, hosted by San Diego State University. This will mark the first time, since the MWC was created five years ago, the tournament hasn't been held in either Provo, Utah, or Fort Collins, Colo. All eight MWC teams will meet in the tournament scheduled to be held Nov. 20-22 at Peterson Gym.

MOUNTAIN WEST CONFERENCE PLAYERS OF THE WEEK:

- Sept. 2 - Carrie Bowers, Sr., RS, BYU
- Sept. 8 - Kim Turner, Sr., MB, Utah
- Sept. 15 - Lauren Richards, So., S, BYU, and Delavane Diaz, Sr., OH, Air Force
- Sept. 22 - Katie Jo Shirley, Jr., MB, Colorado State
- Sept. 29 - Lamecca Jefferson, Jr., OH, Air Force
- Oct. 6 - Jill Roslund, Jr., MB, Wyoming
- Oct. 13 - Tess Rogers, So., OH, Colorado State

Cougars Among MWC Leaders (MWC Play Only, 10/13)

Individual			Team		
Hitting Percentage			Hitting Percentage		
No. 4 Lexi Brown	.432		No. 4	.268	
Assists			Assists		
No. 5 Lauren Richards	10.83		No. 5	12.94	
Blocks			Blocks		
No. 5 Lexi Brown	1.25		No. 2	2.81	
No. 10 Lindsey Metcalf	1.00		Kills		
No. 10 Laura Nielsen	1.00		No. 5	14.83	
No. 10 Lindsay Hartsock	1.00		Service Aces		
Kills			No. 4	1.50	
No. 4 Kim Wilson	4.15		Digs		
No. 9 April Varner	3.62		No. 4	12.06	
Digs			Opponent Hitting Percentage		
No. 4 Uila Crabbe	3.11		No. 5	.218	
No. 9 April Varner	2.23				



Weber State

(5-10)
Tuesday, Oct. 7
7 p.m.

Cougars Take Down Wildcats in Four

OGDEN, Utah (Oct. 7, 2003) – After a slow start, the BYU women's volleyball turned it up a notch to defeat instate rival Weber State 3-1 (27-30, 30-24, 30-20, 30-24) Tuesday night at the Dee Events Center. With the win, the Cougars improve to 52-0 all-time versus the Wildcats.

BYU improves to 13-4 overall, while WSU drops to 5-10.

"It's always hard to play here," BYU coach Karen Lamb said. "The surroundings are difficult to get used to and Weber is always fired up to play us."

April Varner posted her second consecutive double-double with a match-highs of 15 kills and 16 digs. Lauren Richards displayed her stellar all-around game by dishing out 46 assists and collecting seven kills, six digs, four blocks and three aces.

Defensively, BYU put up 67 digs. Four players recorded double-digit digs, led by Varner's 16. Melanie Togo put up a career-high 15, followed by Carrie Bowers and Uila Crabbe, who had 12 a piece. Laura Nielsen had a match-high six blocks.

WSU was led by Stephanie Birch, who had 15 kills.

"We weren't as sharp tonight as we've been, but we weren't awful either," Lamb said. "We were a little flat-footed to start, but we were more effective as the match wore on."



Utah

(10-6, 4-1 MWC)
Friday, Oct. 10
7 p.m.

Utes Outplay Cougars in Four

PROVO, Utah (Oct. 10, 2003) – The BYU women's volleyball dug itself into an early hole, and was unable to dig itself out, as instate rival Utah prevailed 3-1 (30-25, 30-27, 19-30, 30-20) Friday night in the Smith Fieldhouse. The Cougars dropped to 13-5 overall and 3-2 in the Mountain West Conference, while the Utes improved to 10-6, 4-1.

The Cougars took an early 1-0 lead on a Lindsay Lewis-Hartssock kill, but the Utes proceeded to go on a 4-0 run that included two BYU attack errors. BYU would answer back with a 7-2 run, as Lexi Brown put down three kills in the stretch. From there the game turned into lead changes and ties. After Kim Wilson tied the game at 19-19 with a kill, Utah proceeded to reel off a 5-0 run to take control of the game.

The second game was closer, but mirrored the action in the first. Utah led by as many as five with a 10-5 lead, but BYU would fight back and take its first lead of the game at 18-17 on consecutive kills by Lindsey Metcalf, Wilson and Brown. The two teams were deadlocked at 19-19, as they were in the first game, and similarly, the Utes went on a 5-0 run to take another 24-19 lead. The Cougars would fight from there, however, and immediately staged a 5-0 run of their own to tie it at 24-24 on a Wilson kill. Kim Turner then led the Utes to the win with two decisive kills.

The third game saw a crisp and consistent Cougar squad as they took a quick 5-1 lead on kills by Metcalf, Brown and Wilson. The Utes would get to within three points of the Cougars on numerous occasions, but was repeatedly rebuffed in their attempts by BYU. Carrie Bowers led the Cougars with six kills in the game, supported by four kills a piece from Wilson and Brown. In the game BYU hit a match-high .308, while holding the Utes to a game low .081.

BYU was buried to start the fourth game, as Utah started with an 8-0 run. Turner led the Utes with seven kills and five blocks in the game.

Wilson led BYU with a match-high 18 kills, to go with 11 digs for her fifth double-double of the year. Brown tallied a career-high 16 kills on .448 hitting with four digs and two blocks.

Defensively, Lewis-Hartssock put up a match-high seven blocks and Uila Crabbe put up a match-high 15 digs.

Volleyball Box Score
2003 BYU Women's Volleyball Stats
BYU Cougars vs Weber State (Oct 07, 2003 at Ogden, Utah)

##	BYU Cougars	GP	K	E	TA	PCT	A	SA	SE	RE	DIGS	BS	BA	BE	BHE
5	RICHARDS, Lauren	4	7	3	14	.286	46	3	5	0	6	0	4	0	7
6	METCALF, Lindsey	1	0	2	8	-.250	0	0	0	0	1	0	1	0	0
7	WILSON, Kim	4	12	5	28	.250	0	0	0	0	2	1	1	0	0
8	BOWERS, Carrie	4	12	7	34	.147	2	0	1	0	12	0	5	0	0
14	HARTSOCK, Lindsay	4	4	1	6	.500	0	0	1	0	1	0	3	0	0
18	NIELSEN, Laura	3	4	1	10	.300	0	0	0	0	0	0	6	0	0
3	VARNER, April	4	15	6	44	.205	3	0	2	1	16	0	1	0	0
4	TOGO, Melanie	4	0	0	1	.000	0	1	0	1	15	0	0	0	0
9	BROWN, Lexi	3	5	3	14	.143	0	0	1	0	2	1	3	0	0
12	CRABBE, Uila	4	0	0	0	.000	1	0	0	0	12	0	0	0	0
15	CASTILLO, Sahara	3	0	0	1	.000	0	0	2	0	0	0	0	0	0
Totals.....	4	59	28	160	160	.194	52	4	12	2	67	2	24	0	7

TEAM ATTACK PER GAME

Game	K	E	TA	Pct
1	16	8	45	.178
2	14	12	50	.040
3	13	2	29	.379
4	16	6	36	.278

TOTALTEAM BLOCKS: 14.0

GAME SCORES

	1	2	3	4	TEAM RECORDS
BYU Cougars	27	30	30	30	13-4
Weber State	30	24	20	24	5-10

##	Weber State	GP	K	E	TA	PCT	A	SA	SE	RE	DIG	BS	BA	BE	BHE
3	Lindsay B. Harris	4	8	3	32	.156	1	1	2	0	1	1	4	0	1
4	Jamie Karchner	4	0	2	3	-.667	22	0	1	0	11	0	0	0	1
6	Kris Hollingsworth	4	6	7	27	-.037	3	0	0	0	4	0	2	0	0
11	Stephanie K. Birch	4	15	7	41	.195	0	0	0	1	11	0	1	0	0
13	Penny W. Argyle	4	2	4	8	-.250	0	1	0	0	0	1	2	0	0
14	Michelle Smith	4	11	13	46	-.043	1	0	2	1	14	1	2	0	0
2	Kaylie Kortsen	4	6	4	18	.111	0	0	0	0	4	0	1	0	1
5	Lisa Lykins	1	0	0	1	.000	0	0	0	0	1	0	0	0	0
7	Ashley Hesleph	1	0	0	1	.000	0	0	0	0	0	0	0	0	0
9	Jill Alsop	1	0	0	0	.000	0	0	1	0	0	0	0	0	0
10	Stacy White	4	0	0	1	.000	0	0	0	2	9	0	0	0	0
12	Kayli H. Valenzuela	4	0	0	1	.000	13	0	1	0	4	0	0	0	3
Totals.....	4	48	40	179	179	.045	40	2	7	4	59	3	12	0	6

TEAM ATTACK PER GAME

Game	K	E	TA	Pct
1	16	8	44	.182
2	8	12	52	-.077
3	14	13	42	.024
4	10	7	41	.073

TOTALTEAM BLOCKS: 9.0

Site: Ogden, Utah (Dee Events Center)
Date: Oct 07, 2003 Attend: 712 Time: 1:57
Referees: Ann L. Fruechte, Maile Jewkes

Volleyball Box Score
2003 BYU Women's Volleyball Stats
Utah vs BYU Cougars (Oct 10, 2003 at Brigham Young Univ)

##	Utah	GP	K	E	TA	PCT	A	SA	SE	RE	DIG	BS	BA	BE	BHE
4	SOMMERFELDT, Shelly	4	14	4	40	.250	1	2	0	7	0	1	0	0	0
8	NEUMEIER, Tracy	4	2	0	5	.400	43	1	2	0	7	1	4	1	1
9	LEICHLITER, Danielle	4	12	4	33	.242	1	2	3	1	0	4	1	0	0
10	KULOVITZ, Carlee	4	7	2	13	.385	1	0	0	2	0	2	0	0	0
15	TURNER, Kim	4	16	9	42	.167	0	1	0	7	2	5	0	0	0
16	HENDERSON, Lyndsey	4	8	3	23	.217	0	0	0	0	0	0	7	0	0
2	MORRILL, Jackie	4	0	0	0	.000	1	0	0	1	15	0	0	0	0
3	TOONE, Amie	1	0	0	0	.000	0	0	0	0	0	1	0	0	0
6	KARTCHNER, Kelsie	1	1	0	3	.333	5	0	0	0	2	0	0	0	0
7	MILLER, Natalie	1	1	1	4	.000	0	0	0	0	0	0	0	0	0
14	DANGERFIELD, Connie	4	0	0	0	.000	0	1	1	1	4	0	0	0	0
17	HORNER, Taryn	4	0	1	1	-1.000	1	1	1	1	0	4	0	0	0
Totals.....	4	61	24	164	164	.226	53	5	9	5	49	3	24	2	1

TEAM ATTACK PER GAME

Game	K	E	TA	Pct
1	15	4	39	.282
2	19	8	47	.234
3	10	7	37	.081
4	17	5	41	.293

TOTALTEAM BLOCKS: 15.0

GAME SCORES

	1	2	3	4	TEAM RECORDS
Utah	30	30	19	30	10-6-1
BYU Cougars	25	27	30	20	13-5,3-2

##	BYU Cougars	GP	K	E	TA	PCT	A	SA	SE	RE	DIG	BS	BA	BE	BHE
5	RICHARDS, Lauren	4	8	4	15	.267	46	1	3	0	6	0	0	1	1
6	METCALF, Lindsey	4	5	2	13	.231	5	2	1	1	11	0	3	1	0
7	WILSON, Kim	4	18	13	48	.104	1	0	2	0	11	0	3	0	0
8	BOWERS, Carrie	4	9	4	28	.179	2	0	1	2	5	0	5	0	0
9	BROWN, Lexi	4	16	3	29	.448	1	1	1	0	4	0	2	1	0
14	HARTSOCK, Lindsay	4	5	3	20	.100	1	0	1	0	4	0	7	0	0
3	VARNER, April	1	2	1	5	.200	0	0	0	1	1	0	0	0	0
4	TOGO, Melanie	3	0	0	1	.000	0	1	1	0	2	0	0	0	0
12	CRABBE, Uila	4	0	0	0	.000	2	0	0	1	15	0	0	0	0
15	CASTILLO, Sahara	2	0	0	0	.000	0	0	2	0	1	0	0	0	0
Totals.....	4	63	30	159	159	.208	58	5	12	5	60	0	20	3	1

TEAM ATTACK PER GAME

Game	K	E	TA	Pct
1	19	9	43	.233
2	15	8	38	.184
3	17	5	39	.308
4	12	8	39	.103

TOTALTEAM BLOCKS: 10.0

Site: Brigham Young Univ (Smith Fieldhouse)
Date: Oct 10, 2003 Attend: 2312 Time: 2h
Referees: JOHN MARTIN, KIM NORMAN, KAREN MARSHALL

Karen Curtis Lamb Head Women's Volleyball Coach

Entering her second year as head coach of the BYU women's volleyball program, Karen Lamb replaced the legendary Elaine Michaelis on July 9, 2002. An assistant to Michaelis for eight seasons preceding her promotion, Lamb has 19 years of collegiate coaching experience, including 10 years as a head coach, and two years coaching with the U.S. National Team.

Lamb is only the third person to head BYU's program, joining Michaelis (1962-2002) and JoAnne Calderwood (1956-61). Michaelis retired in May 2002 after 40 years at the Cougar helm ranked No. 2 all-time in NCAA Division I women's volleyball wins with an 887-225-5 (.796) record.

In 10 years as a head coach, four in junior college and five at the Division I level, Lamb has totaled a 209-142 (.595) overall record while bringing success to each program. Her accomplishments include an NJCAA national championship and national coach of the year honors. As an assistant coach at BYU for eight seasons, she helped coach seven All-Americans while the Cougars won five conference titles, achieved a 207-51 (.802) overall record, and played in eight NCAA tournaments, including three regional final appearances among five trips to the regional semifinals.

Lamb's opportunity at BYU is her second with a well-established program. In her five prior seasons as a Division I head coach, Lamb took over new or struggling programs and turned them into winners. She owns a 104-113 (.479) record in her six seasons as a Division I head coach at UNLV, Washington State and BYU.

Lamb began her coaching career in 1978, serving as an assistant to Michaelis after completing her All-American playing career (1974-77) at BYU. After teaching math at Casa Grande High School in Casa Grande, Ariz., for one year, Lamb took her first volleyball head coaching job in 1980 at Central Arizona College in Coolidge, Ariz. During her four years (1980-83) at the helm, she achieved a 105-29 (.784) record and was named 1983 NJCAA Coach of the Year after guiding her team to the 1983 NJCAA title.

In 1984, Lamb was hired at UNLV, accepting the challenge of restarting the Rebels' volleyball program after its three-year absence. She coached two seasons in Las Vegas, earning a 39-34 (.534) mark, including a 23-17 record in her first season in 1984. In 1986, she accepted another daunting task when she took over a Washington State program that was just entering the Pac-10 Conference after suffering through four consecutive single-digit victory seasons. In spite of the challenging circumstances, she posted a 51-60 (.460) record in her three seasons (1986-88) in Pullman, culminated with the program's first winning season in 10 years with a 22-17 record in 1988. Despite her success, Lamb decided to leave her position to care for her young family,



moving to San Diego where her husband Barry was hired as an assistant football coach.

While in San Diego, Lamb worked as a clinician (1989), clinic director (1990) and assistant coach (1990-92) for the U.S. Women's National Team, which went on to earn the Bronze Medal in the 1992 Barcelona Summer Olympics. In 1994, Lamb returned to BYU as a volunteer assistant before being hired as an assistant coach in 1997.

In addition to her college and national-level coaching experience, Lamb has been a pioneer in developing grass-roots volleyball. She founded the first junior volleyball programs in both Arizona and Nevada and has served as the director and owner of Excel Volleyball Camps since the program's inception in 1975. Lamb's camps are administered each summer to more than 500 girls age 12 and older in California, Arizona, New Mexico and Texas.

As a player, Lamb was the top of her class. She holds the distinction of being BYU's first female scholarship athlete and was the school's first volleyball All-American, earning second-team honors in 1977. She still holds the BYU single-season hitting percentage record of .485 in 1976, and has a personal-best .777 single-match attack percentage. She once served 15 straight points to deliver a start-to-finish game victory against Weber State. In 1989, Lamb was recognized by her alma mater for her many accomplishments, being inducted into the BYU Athletic Hall of Fame.

Lamb has served as a member of the BYU Coaches Advisory Committee and as an executive board member of Intermountain Volleyball Association High Performance since 1999. She also currently serves as an executive board member of the BYU Varsity Club, a position she has held since 1996. She served on the board of the Cougar Club from 1995-98 and in 1996 taught a volleyball class in the university's department of Health and Human Performance. From 1987-88 she was a member of the AVCA's Russell Advisory National Committee.

Lamb received a bachelor's degree in physical education with a coaching emphasis from BYU in 1978. She earned a master's degree in educational administration with an athletics emphasis from Arizona State in 1984. She has finished her PhD course work at BYU and is currently working on her dissertation.

A Safford, Ariz., native, Lamb is married to Barry Lamb, a linebacker coach on the BYU football team. They have three sons: Mackenzie (18), Tanner (15) and Tucker (13). She is the daughter of Brooks and Myrna Curtis.

Lamb Ledger Division I Schools

Year	School	Record	Conf./Finish
1984	UNLV	23-17	1-7 / 5th Big West
1985	UNLV	16-17	5-11 / 7th Big West
1986	Washington St.	13-22	3-15 / T-8th Pac-10
1987	Washington St.	16-21	2-16 / 9th Pac-10
1988	Washington St.	22-17	5-13 / 8th Pac-10
2002	BYU	14-19	7-7 / 4th MWC
2003	BYU	13-5	3-2 / MWC
Total		117-118	26-71
		(.498)	(.268)

Lamb Honors and Awards

- 1989 BYU Athletic Hall of Fame Inductee
- 1983 NJCAA Volleyball Coach of the Year
District II Coach of the Year
Collegiate Volleyball Coaches Association
Coach of the Year - NJCAA Division
- 1977 Volleyball magazine All-American
BYU Invitational Most Valuable Player
- 1974-77 All-Conference
- 1976-77 BYU Team Captain

2003 Season Outlook

Coming off the most injury-plagued season in team history, the BYU women's volleyball team is poised to become the nation's most improved team in 2003. A healthy squad combined with a talent-laden lineup should return the Cougars to the top echelon of teams in the country.

After seeing its lineup decimated by injuries – a total of 12 Cougars drew starting assignments in 2002 – BYU returns nine letterwinners and eight players with significant starting experience.

The positive side of BYU's injury struggles last year is manifested in its suddenly experienced lineup. Despite the Cougars' 14-19 record in 2002, they were an impressive 7-2 in five-game matches with a perfect 6-0 record versus Mountain West Conference opponents. BYU's improvement as the season wore on was manifested in its run to the MWC Tournament finals.

"Last year will never happen again," BYU head coach Karen Lamb said. "Only one of the injuries happened in practice and the rest were freak injuries. Last season made us really tough, though. The result is we have a lot of tough individuals on our team. We need to be in that mindset to compete at the highest levels."

Lauren Richards, Carrie Bowers, Laura Nielsen, Uila Crabbe, April Varner, Lindsey Metcalf, Lexi Brown and Kimberly Wilson are the eight Cougars that return with starting experience.

BYU lost three players from its 2002 roster. All-MWC rightside hitter Allison Larson and defensive specialist Michelle Mahaffey were the two departing seniors while two-time All-MWC setter Karina Puikkonen graduated with a degree in Zoology and will not return for her final year of eligibility. As well, All-America candidate Sunny Mahe, who red-shirted last year, will not return to the team.

The young and well-balanced 2003 BYU roster features four seniors, four juniors, four sophomores and nine freshmen. In all, the Cougar roster is comprised of nine returning letterwinners, two junior college transfers, one redshirt freshman and nine incoming high school recruits.

"This will be an exciting season for us," Lamb said. "We have a lot of talent coming back and with three key redshirts returning. We expect to be a top-20 team throughout the season."

The following position-by-position look at the Cougars gives further insight into what might transpire on the court for BYU in 2003.

OUTSIDE HITTERS

The outside hitting position has possibly five players vying for playing time at three positions.

Senior Carrie Bowers leads the parade of outside hitters, as she shifts from the middle to the rightside. Bowers, one of the top blockers in the nation last season, before injuries slowed her, has worked hard to train in the off-season. As a result of rigorous weight training, she is stronger and is expected to once again be among the best blockers in the country. She is an intelligent player and has the savvy to be a strong offensive contributor.

BYU's leftside hitting triumvirate of Kimberly Wilson, April Varner and Lindsey Metcalf each saw extensive playing time last season, with Wilson establishing herself as a premier attacker as the season progressed.

Wilson, one of the Cougars' most gifted leapers, improved with each successive match in 2002, and she is expected to be a focal point of the BYU attack this season. She posted 14 double-digit kill efforts in BYU's last 19 matches.

Metcalf is perhaps the Cougars' most complete player and best overall athlete. In 2002 she posted career highs of 17 kills, 20 digs, 17 blocks and 15 assists. Her 17-block effort at UNLV on Sept. 28 established a new MWC record and is fourth all-time at BYU. She is also an All-American high jumper on the BYU women's track and field team.

A highly regarded transfer from Long Beach State before the 2002 season, Varner started the season as BYU's main offensive threat. She improved over the course of the season, which peaked with a career-high 23 kills at Wyoming on Oct. 19. The following week during a practice, April severely sprained an ankle, which virtually kept her out of the lineup for the rest of the season. She should again be a key member of the Cougar attack in 2003.

Sahara Castillo is one of four seniors on this year's squad. In 2002, she was BYU's top server, with a lethal jump serve. She is a hardworking competitor and might also see time as a defensive specialist.

The Cougars have two incoming freshman at the outside hitting position in Erica Lott and Kimberly Dabo. Lott is a 'Fab 50' recruit and is also listed as a middle blocker. She has the opportunity to play and make an offensive impact this season.

MIDDLE BLOCKERS

The position most affected by injury in 2002, BYU has a talented core of middle blockers this season that should continue to provide

BYU with the foundation of a great offense and defense.

Laura Nielsen is the lone returning All-MWC player on the Cougars. After starting last year as a reserve, Nielsen gained playing time as a result of an injury to Lexi Brown. She took advantage of her opportunity and was second on the team with a .298 attack percentage. Besides being the Cougars' most efficient attacking player, Nielsen also set career highs with 11 blocks and eight digs. She will be looked on to provide leadership while playing an all-around game.

Lindsay Lewis-Hartsock will be looked on to provide an immediate impact as a redshirt freshman. A former Idaho Gatorade Player of the Year, Lewis-Hartsock participated with the U.S. National Women's A2 Team this past summer and has vastly improved in her year as a red-shirt. At 6-foot-4, she has the ability to dominate on both sides of the ball and is a freshman All-America candidate.

Sophomore Lexi Brown made a splash in her collegiate debut last season against Gonzaga with 14 kills, eight blocks, two service aces and a .619 hitting percentage. In the season's eighth game against Weber State, however, she tore her ACL shelving her for the remainder of the season. At the time of her injury she was the Cougars' second leading blocker. A starter last season, Brown will be looked upon to compete for playing



time this season.

Mandi Kiholm, a transfer from Utah Valley State College, is a quick and intelligent player. At UVSC she was second in the Scenic West Athletic Conference with a .388 attack percentage and third in blocks per game (1.40). She is a competitive player that will push for playing time.

Incoming freshman Erica Lott, also listed as an outside hitter, might see time in the middle as well. Other incoming freshmen middle blockers include Catherine Parker and Amy Hulse.

SETTERS

Lauren Richards, one of the most athletic setters in the country, quarterbacks the attack. After coming out of redshirt in 2001 as an outside hitter, she will make her collegiate debut as a setter this season. A sophomore, Richards has participated with the U.S. National Women's A2 Team for two consecutive summers. One of the most athletic setters in BYU history, Richards will be expected to lead BYU's offense back to one of the nation's best.

Jenna Judkins led Skyline High School in Salt Lake City to the 2002 Utah State 5A Championship. She will serve as a back up to Richards this season.

DEFENSIVE SPECIALIST/LIBERO

Despite only one returning player, this is perhaps BYU's deepest position.

Senior Uila Crabbe returns and is expected to be the main libero for the Cougars. Last season she led the team with 376 digs, the fourth-highest season total in team history. Crabbe also set a career high with 25 digs against UNLV in the MWC Tournament. She will not only be looked upon to provide solid defense, but to be a leader as well.

Lindsey Kearl comes to the Cougars from Utah Valley State College, where she was the team's starting defensive specialist for two years. She brings a competitive drive to the court with athleticism and intelligence. She fared well in spring play and should see court action this season.

Melanie Togo joins BYU as a sophomore and she was impressive in spring play. Togo displayed a great degree of athleticism and court sense. With her knack for getting to the ball, Togo will be in the mix as a defensive dynamo.

Lindsey Evans, Annie Kemp and Stacie Powell are incoming freshmen defensive specialist/liberos.



TRADITIONALLY TOUGH SCHEDULE FOR COUGARS IN 2003

Never a team to shy away from a challenge, BYU again features a tough schedule for the 2003 season. Of the Cougars' 22 opponents 17 teams had a winning record and 15 of those teams were 20-win teams in 2002. Overall, eight of BYU's opponents for the upcoming season qualified for the NCAA Tournament last year.

The Cougars will face three teams that finished 2002 ranked in the top 25: No. 4 Florida, No. 13 Ohio State and No. 16 Penn State. Additionally Utah and Arkansas received votes finishing No. 32 and No. 33, respectively.

Of the Cougars' 2003 opponents, BYU has a losing record against only three teams: Arkansas (0-1), Florida (3-4) and Penn State (3-4). BYU's all-time record versus this season's opponents is a dominating 371-75-1 (.830).

All-time BYU records vs. 2003 opponents (Top 25 rankings from final 2002 AVCA poll)

<u>Top 25 Opponents</u>	<u>Record</u>
Florida	3-4
Ohio State	5-0
Penn State	<u>3-4</u> 11-8 (.579)
<u>Non-Top 25 Opponents</u>	<u>Record</u>
Air Force	9-1
American	0-0
Arkansas	0-1
Colorado State	44-13-1
Eastern Michigan	0-0
New Mexico	52-7
Nevada	1-1
UNLV	11-2
North Texas	0-0
Rice	4-0
Rutgers	1-0
Saint Louis	0-0
San Diego State	25-15
Southwest Missouri State	4-0
Utah	61-12
Utah State	45-12
Utah Valley State College	0-0
Weber State	51-0
Wyoming	<u>52-3</u> 360-67-1 (.842)
Overall	371-75-1 (.833)

CARRIE BOWERS • 6-2 • Senior • Rightside Hitter • Highland HS

- Bowers was named to the Campus USACredit Union Invitational All-Tournament team, hosted by the University of Florida. There she posted a career-high 22 kills against American.
- She was named Mountain West Conference Player of the Week, Sept. 2, after her play in Florida.
- Bowers was named to the BYUMizuno Classic All-Tournament team.
- She is third on the team with a .304 attack percentage.

Season Averages

Games played: 67
 Kills per game: 2.96
 Assists per game: 0.64
 Aces per game: 0.15
 Digs per game: 1.90
 Blocks per game: 0.91
 Points per game: 3.60



CARRIE BOWERS - 2003 Match-by-Match

Date	Opponent	GP	ATTACK			Pct	SET			SERVE			PASS		BLOCK		GEN		Points
			K	E	TA		A	SA	SE	RE	DIG	BS	BA	BE	Total	BHE			
Aug 29, 2003	vs AMERICAN	4	22	2	36	.556	1	0	1	0	5	0	2	0	2.0	0	23.0		
Aug 29, 2003	vs RUTGERS	3	15	1	24	.583	3	2	1	1	9	0	3	0	3.0	0	18.5		
Aug 30, 2003	at FLORIDA	3	13	4	37	.243	4	0	0	0	3	0	2	0	2.0	0	14.0		
09-05-03	vs North Texas	4	4	3	22	.045	2	0	2	0	11	1	6	1	7.0	0	8.0		
09-05-03	vs Arkansas	5	17	2	36	.417	5	0	1	3	11	1	0	0	1.0	0	18.0		
09-06-03	vs Saint Louis	4	5	2	22	.136	5	3	2	0	11	0	5	1	5.0	0	10.5		
09-06-03	at SMS	3	9	2	26	.269	3	0	0	2	6	1	3	0	4.0	0	11.5		
Sep 12, 2003	OHIO STATE	4	11	3	28	.286	0	0	1	0	7	0	4	0	4.0	0	13.0		
Sep 13, 2003	RICE	4	14	6	31	.258	5	1	0	0	8	0	4	0	4.0	0	17.0		
Sep 13, 2003	PENN STATE	5	14	5	36	.250	4	0	2	0	9	0	4	0	4.0	1	16.0		
Sep 19, 2003	UTAH VALLEY	3	9	0	14	.643	0	0	1	0	5	1	2	0	3.0	0	11.0		
Sep 20, 2003	NEVADA	3	11	0	21	.524	2	0	1	1	5	0	1	0	1.0	0	11.5		
Sep 26, 2003	COLORADO ST.	3	4	4	18	.000	0	0	2	1	4	0	1	0	1.0	0	4.5		
Sep 27, 2003	WYOMING	3	9	1	17	.471	1	0	1	1	7	1	2	0	3.0	1	11.0		
Oct 02, 2003	at New Mexico	3	9	2	19	.368	1	2	4	0	5	1	1	0	2.0	0	12.5		
Oct 03, 2003	at Air Force	5	11	7	21	.190	3	2	1	0	4	0	5	0	5.0	0	15.5		
Oct 07, 2003	at Weber State	4	12	7	34	.147	2	0	1	0	12	0	5	0	5.0	0	14.5		
Oct 10, 2003	UTAH	4	9	4	28	.179	2	0	1	2	5	0	5	0	5.0	0	11.5		
Totals		67	198	55	470	.304	43	10	22	11	127	6	55	2	61.0	2	241.5		

Season and Career Highs

- Kills**
 Season: 22 vs American, 8/29/03
 Career:same
- Hitting Percentage**
 Season: .643 vs UVSC, 9/19/03
 Career: same
- Assists**
 Season: 5 (thrice)
 Career: same
- Digs**
 Season: 12 at Weber State, 10/7/03
 Career: same
- Total Blocks**
 Season: 7 vs North Texas, 9/5/03
 Career: 12 at Utah State, 10/8/02
- Aces**
 Season: 3 vs Saint Louis, 9/6/03
 Career: same

LAUREN RICHARDS • 6-0 • Sophomore • Setter • Timapanogos HS

- Richards was named to the Campus USACredit Union Invitational All-Tournament team, hosted by the University of Florida. It as her collegiate debut as a setter.
- She was named to the BYUMizuno Classic All-Tournament team. Also named MWC Co-Player of the Week on 9/15.
- Led the Cougars to a .374 attack percentage in wins over UVSC and Nevada.
- Collected her team-leading eighth double-double of the year against Colorado State.

Season Averages

Games played: 67
 Kills per game: 1.58
 Assists per game: 11.37
 Aces per game: 0.37
 Digs per game: 1.96
 Blocks per game: 0.78
 Points per game: 2.39



LAUREN RICHARDS - 2003 Match-by-Match

Date	Opponent	GP	ATTACK			Pct	SET			SERVE			PASS		BLOCK		GEN		Points
			K	E	TA		A	SA	SE	RE	DIG	BS	BA	BE	Total	BHE			
Aug 29, 2003	vs AMERICAN	4	6	3	15	.200	41	2	3	0	12	0	1	1	1.0	0	8.5		
Aug 29, 2003	vs RUTGERS	3	4	3	9	.111	42	2	1	0	3	1	1	1	2.0	2	7.5		
Aug 30, 2003	at FLORIDA	3	6	5	16	.062	23	1	1	0	10	0	2	2	2.0	1	8.0		
09-05-03	vs North Texas	4	4	4	20	.000	44	1	1	0	13	0	2	0	2.0	1	6.0		
09-05-03	vs Arkansas	5	11	1	19	.526	48	1	4	0	6	1	1	1	2.0	6	13.5		
09-06-03	vs Saint Louis	4	8	2	16	.375	65	1	4	0	5	0	3	0	3.0	5	10.5		
09-06-03	at SMS	3	5	5	19	.000	33	0	2	0	4	0	1	0	1.0	1	5.5		
Sep 12, 2003	OHIO STATE	4	7	2	12	.417	41	5	6	0	9	1	4	0	5.0	3	15.0		
Sep 13, 2003	RICE	4	6	2	17	.235	52	1	4	0	10	0	4	0	4.0	2	9.0		
Sep 13, 2003	PENN STATE	5	8	5	18	.167	55	1	4	0	11	1	5	1	6.0	4	12.5		
Sep 19, 2003	UTAH VALLEY	3	4	1	10	.300	42	1	4	0	2	0	4	0	4.0	2	7.0		
Sep 20, 2003	NEVADA	3	6	2	15	.267	35	1	5	0	11	1	2	0	3.0	3	9.0		
Sep 26, 2003	COLORADO ST.	3	1	4	10	-.300	25	0	4	0	10	0	2	1	2.0	3	2.0		
Sep 27, 2003	WYOMING	3	5	2	12	.250	38	2	3	0	3	0	2	1	2.0	3	8.0		
Oct 02, 2003	at New Mexico	3	3	3	6	.000	32	1	2	0	5	0	2	0	2.0	3	5.0		
Oct 03, 2003	at Air Force	5	7	2	10	.500	54	1	5	0	5	1	6	1	7.0	2	12.0		
Oct 07, 2003	at Weber State	4	7	3	14	.286	46	3	5	0	6	0	4	0	4.0	7	12.0		
Oct 10, 2003	UTAH	4	8	4	15	.267	46	1	3	0	6	0	0	1	0.0	1	9.0		
Totals		67	106	53	253	.209	762	25	61	0	131	6	46	10	52.0	49	160.0		

Season and Career Highs

- Kills**
 Season: 11 vs Arkansas, 9/5/03
 Career:20 at Long Beach St., 11/25/01
- Hitting Percentage**
 Season: .526 vs Arkansas, 9/5/03
 Career: same
- Assists**
 Season: 65 vs. Saint Louis, 9/6/03
 Career: same
- Digs**
 Season: 13 vs North Texas, 9/5/03
 Career: same
- Total Blocks**
 Season: 7 at Air Force, 10/3/03
 Career: same
- Aces**
 Season: 5 vs Ohio State, 9/12/03
 Career: same

LAURA NIELSEN • 6-1 • Senior • Middle Blocker • Ricks College

- BYU's lone 2002 All-Mountain West Conference returning player, Nielsen has split time in the middle with Lindsay Lewis-Hartsock and Lexi Brown.
- Missed her first match of the season, against Utah (Oct. 10), because of a strained knee.

Season Averages

Games played: 57
 Kills per game: 1.26
 Assists per game: 0.05
 Aces per game: 0.19
 Digs per game: 0.56
 Blocks per game: 1.12
 Points per game: 2.06



LAURA NIELSEN - 2003 Match-by-Match

Date	Opponent	GP	ATTACK				Pct	SET			SERVE		PASS		BLOCK			GEN		Points
			K	E	TA			A	SA	SE	RE	DIG	BS	BA	BE	Total	BHE			
Aug 29, 2003	vs AMERICAN	4	7	1	10	.600	1	2	3	0	2	0	2	0	2	1	2.0	0	10.0	
Aug 29, 2003	vs RUTGERS	3	5	1	8	.500	0	1	4	0	2	0	2	0	2	0	2.0	0	7.0	
Aug 30, 2003	at FLORIDA	3	0	4	7	-.571	0	0	4	0	0	0	4	1	4	0	2.0	0	2.0	
09-05-03	vs North Texas	4	3	2	8	.125	0	5	1	0	6	2	3	0	5.0	0	11.5			
09-05-03	vs Arkansas	2	1	0	4	.250	0	0	2	0	2	0	0	0	0.0	0	1.0			
09-06-03	vs Saint Louis	3	5	0	8	.625	0	0	3	0	4	0	4	0	4.0	0	7.0			
09-06-03	at SMS	3	0	1	5	-.200	0	0	0	0	2	0	4	0	4.0	0	2.0			
Sep 12, 2003	OHIO STATE	4	6	3	20	.150	0	0	3	0	3	1	7	0	8.0	0	10.5			
Sep 13, 2003	RICE	4	7	2	21	.238	1	0	0	0	3	0	4	2	4.0	0	9.0			
Sep 13, 2003	PENN STATE	5	6	1	11	.455	0	0	0	0	2	1	5	0	6.0	0	9.5			
Sep 19, 2003	UTAH VALLEY	2	4	1	9	.333	0	1	1	0	2	0	2	0	2.0	0	6.0			
Sep 20, 2003	NEVADA	3	8	2	16	.375	1	0	1	0	2	0	3	2	3.0	0	9.5			
Sep 26, 2003	COLORADO ST.	3	4	1	13	.231	0	1	0	0	0	0	3	1	3.0	0	6.5			
Sep 27, 2003	WYOMING	3	2	1	5	.200	0	1	0	0	0	1	2	1	3.0	0	5.0			
Oct 02, 2003	at New Mexico	3	3	0	7	.429	0	0	0	0	1	0	3	2	3.0	0	4.5			
Oct 03, 2003	at Air Force	5	7	0	11	.636	0	0	0	0	1	0	5	0	5.0	1	9.5			
Oct 07, 2003	at Weber State	3	4	1	10	.300	0	0	0	0	0	0	6	0	6.0	0	7.0			
Totals		57	72	21	173	.295	3	11	22	0	32	5	59	10	64.0	1	117.5			

Season and Career Highs

- Kills**
 Season: 8 vs Nevada, 9/20/03
 Career: 15 vs Air Force, 11/2/02
- Hitting Percentage**
 Season: .636 at Air Force, 10/3/03
 Career: .643 at Colorado St., 10/18/02
- Assists**
 Season: 1 (thrice)
 Career: 1 (six times overall)
- Digs**
 Season: 6 vs North Texas, 9/5/03
 Career: 8 vs UNLV, 11/21/03
- Total Blocks**
 Season: 8 vs Ohio State, 9/12/03
 Career: 11 at Air Force, 11/2/02
- Aces**
 Season: 5 vs North Texas, 9/5/03
 Career: same

LINDSY LEWIS-HARTSOCK • 6-4 • Freshman • Middle Blocker • Century HS

- She is a redshirt freshman, and has seen extensive playing time in her first season.
- Lewis-Hartsock leads the team in blocks with a 1.29 bpg average and is second on the team with a .341 attack percentage.

Season Averages

Games played: 56
 Kills per game: 1.52
 Assists per game: 0.09
 Aces per game: 0.39
 Digs per game: 0.61
 Blocks per game: 1.29
 Points per game: 2.63



Lindsay Lewis-Hartsock - 2003 Match-by-Match

Date	Opponent	GP	ATTACK				Pct	SET			SERVE		PASS		BLOCK			GEN		Points
			K	E	TA			A	SA	SE	RE	DIG	BS	BA	BE	Total	BHE			
Aug 29, 2003	vs AMERICAN	4	5	2	12	.250	0	3	1	0	2	1	2	2	3.0	0	10.0			
Aug 29, 2003	vs RUTGERS	1	2	3	5	-.200	0	0	0	0	2	0	0	0	0.0	0	2.0			
Aug 30, 2003	at FLORIDA	2	1	1	5	.000	0	0	1	0	0	0	5	0	5.0	0	3.5			
09-05-03	vs North Texas	3	14	1	19	.684	0	1	2	0	4	1	5	0	6.0	0	18.5			
09-05-03	vs Arkansas	4	2	0	4	.500	0	4	0	0	5	1	3	0	4.0	0	8.5			
09-06-03	vs Saint Louis	2	5	0	7	.714	0	0	0	0	3	0	3	0	3.0	0	6.5			
09-06-03	at SMS	2	2	4	11	-.182	0	0	2	0	0	0	1	1	1.0	0	2.5			
Sep 12, 2003	OHIO STATE	4	5	2	10	.300	0	5	1	0	3	2	3	0	5.0	0	13.5			
Sep 13, 2003	RICE	4	4	2	10	.200	0	4	0	0	0	1	6	1	7.0	0	12.0			
Sep 13, 2003	PENN STATE	5	9	2	18	.389	0	2	1	0	3	0	11	1	11.0	0	16.5			
Sep 19, 2003	UTAH VALLEY	3	5	2	12	.250	0	0	3	0	2	0	5	0	5.0	0	7.5			
Sep 20, 2003	NEVADA	3	11	0	13	.846	0	1	0	0	4	0	4	0	4.0	0	14.0			
Sep 26, 2003	COLORADO ST.	3	5	1	9	.444	0	0	1	0	0	1	3	0	4.0	0	7.5			
Sep 27, 2003	WYOMING	3	2	0	5	.400	0	1	1	0	1	1	2	1	3.0	0	5.0			
Oct 02, 2003	at New Mexico	3	1	1	3	.000	0	1	2	0	0	0	0	0	0.0	0	2.0			
Oct 03, 2003	at Air Force	2	3	1	4	.500	4	0	1	0	0	1	0	0	1.0	0	4.0			
Oct 07, 2003	at Weber State	4	4	1	6	.500	0	0	1	0	1	0	3	0	3.0	0	5.5			
Oct 10, 2003	UTAH	4	5	3	20	.100	1	0	1	0	4	0	7	0	7.0	0	8.5			
Totals		56	85	26	173	.341	5	22	18	0	34	9	63	6	72.0	0	147.5			

Season and Career Highs

- Kills**
 Season: 14 vs North Texas, 9/5/03
 Career: same
- Hitting Percentage**
 Season: .846 vs North Texas, 9/5/03
 Career: same
- Assists**
 Season: 4 at Air Force, 10/3/03
 Career: same
- Digs**
 Season: 5 vs Arkansas, 9/5/03
 Career: same
- Total Blocks**
 Season: 11 vs Penn State, 9/13/03
 Career: same
- Aces**
 Season: 5 vs Ohio State, 9/12/03
 Career: same

LEXI BROWN • 6-1 • Sophomore • Middle Blocker • Jordan HS

- Brown is third on the team with 1.03 blocks per game.
- Set a season high with seven blocks against Air Force.
- She put down a career-high 16 kills against Utah.

Season Averages

Games played: 33
 Kills per game: 2.45
 Assists per game: 0.06
 Aces per game: 0.18
 Digs per game: 0.42
 Blocks per game: 1.03
 Points per game: 3.17



LEXI BROWN - 2003 Match-by-Match

Date	Opponent	GP	ATTACK				Pct	SET			SERVE		PASS		BLOCK			GEN		Points
			K	E	TA			A	SA	SE	RE	DIG	BS	BA	BE	Total	BHE			
Aug 29, 2003	vs AMERICAN	1	3	1	5	.400	0	0	1	0	0	0	0	0	0	0	0	0	0	3.0
Aug 29, 2003	vs RUTGERS	2	6	0	9	.667	0	0	1	1	1	0	2	0	2	0	0	2.0	0	7.0
Aug 30, 2003	at FLORIDA	1	0	1	1	-.000	0	0	0	0	0	0	0	1	0	1	0	1.0	0	0.5
09-05-03	vs North Texas	1	3	1	8	.250	0	1	1	0	2	0	4	1	4	0	4.0	0	6.0	
09-05-03	vs Arkansas	5	11	5	21	.286	1	0	7	0	0	0	2	0	2	0	2.0	0	12.0	
09-06-03	vs Saint Louis	3	7	2	14	.357	0	3	4	0	2	0	3	1	3	0	3.0	0	11.5	
09-06-03	at SMS	3	3	1	13	.154	0	0	1	0	1	0	1	0	1	0	1.0	0	3.5	
Sep 19, 2003	UTAH VALLEY	2	5	0	11	.455	0	0	1	0	0	0	2	0	2	0	2.0	0	6.0	
Sep 27, 2003	WYOMING	2	6	2	14	.286	0	0	0	0	0	0	4	0	4	0	4.0	1	8.0	
Oct 02, 2003	at New Mexico	2	5	1	11	.364	0	1	1	0	1	0	2	1	2	0	2.0	0	7.0	
Oct 03, 2003	at Air Force	4	11	0	20	.550	0	0	2	0	1	0	7	0	7	0	7.0	0	14.5	
Oct 07, 2003	at Weber State	3	5	3	14	.143	0	0	1	0	2	1	3	0	3	0	4.0	0	7.5	
Oct 10, 2003	UTAH	4	16	3	29	.448	1	1	1	0	4	0	2	1	2	1	2.0	0	18.0	
Totals		33	81	20	170	.359	2	6	21	1	14	1	33	4	34.0	1	104.5			

Season and Career Highs

Kills
 Season: 16 vs Utah, 10/10/03
 Career: same

Hitting Percentage
 Season: .550 at Air Force, 10/3/03
 Career: .619 vs Gonzaga, 8/30/02

Assists
 Season: 1 (twice)
 Career: 1 (four times overall)

Digs
 Season: 4 vs Utah, 10/10/03
 Career: 6 (twice)

Total Blocks
 Season: 7 at Air Force, 10/3/03
 Career: 12 at Nevada, 8/31/02

Aces
 Season: 3 vs Saint Louis, 9/6/03
 Career: same

LINDSEY METCALF • 6-0 • Junior • Outside Hitter • Mountain View HS

- Perhaps the most versatile player on the Cougars, Metcalf is second on the team with 2.41 digs per game and fifth with 2.08 kills per game.

Season Averages

Games played: 49
 Kills per game: 2.08
 Assists per game: 0.43
 Aces per game: 0.16
 Digs per game: 2.41
 Blocks per game: 0.73
 Points per game: 2.64



LINDSEY METCALF - 2003 Match-by-Match

Date	Opponent	GP	ATTACK				Pct	SET			SERVE		PASS		BLOCK			GEN		Points
			K	E	TA			A	SA	SE	RE	DIG	BS	BA	BE	Total	BHE			
Aug 29, 2003	vs AMERICAN	2	2	2	8	.000	1	1	2	2	5	0	1	0	1	0	1.0	0	3.5	
Aug 29, 2003	vs RUTGERS	3	11	3	17	.471	2	0	2	1	11	0	0	0	3	0	3.0	0	11.0	
Aug 30, 2003	at FLORIDA	3	4	7	23	-.130	0	0	1	0	11	0	3	0	3	0	3.0	0	5.5	
09-05-03	vs North Texas	4	12	3	46	.196	1	0	3	3	9	2	3	0	3	0	5.0	0	15.5	
09-05-03	vs Arkansas	5	11	5	30	.200	2	1	1	3	7	0	3	0	3	0	3.0	0	13.5	
09-06-03	vs Saint Louis	2	0	3	7	-.429	0	2	1	0	12	0	1	0	1	0	1.0	0	2.5	
09-06-03	at SMS	3	8	4	25	.160	1	0	0	0	18	1	1	0	2	0	2.0	0	9.5	
Sep 12, 2003	OHIO STATE	1	1	3	13	-.154	1	0	0	0	2	0	0	0	0	0	0.0	0	1.0	
Sep 13, 2003	RICE	4	10	6	30	.133	0	1	1	0	7	0	2	0	2	0	2.0	0	12.0	
Sep 13, 2003	PENN STATE	2	0	1	6	-.167	0	0	0	1	4	0	0	0	0	0	0.0	0	0.0	
Sep 19, 2003	UTAH VALLEY	3	9	3	20	.300	2	1	1	0	3	0	2	1	2	1	2.0	1	11.0	
Sep 20, 2003	NEVADA	2	4	3	19	.053	0	0	1	1	3	0	2	0	2	0	2.0	0	5.0	
Sep 26, 2003	COLORADO ST.	3	6	3	17	.176	1	0	1	1	3	0	5	1	5	0	5.0	0	8.5	
Sep 27, 2003	WYOMING	3	12	2	23	.435	5	0	3	1	10	0	5	0	5	0	5.0	0	14.5	
Oct 02, 2003	at New Mexico	2	6	1	14	.357	0	0	0	1	1	0	1	0	1	0	1.0	0	6.5	
Oct 03, 2003	at Air Force	2	1	2	6	-.167	0	0	0	2	0	0	0	0	0	0	0.0	0	1.0	
Oct 07, 2003	at Weber State	1	0	2	8	-.250	0	0	0	0	1	0	1	0	1	0	1.0	0	0.5	
Oct 10, 2003	UTAH	4	5	2	13	.231	5	2	1	1	11	0	3	1	3	0	3.0	0	8.5	
Totals		49	102	55	325	.145	21	8	18	17	118	3	33	3	36.0	1	129.5			

Season and Career Highs

Kills
 Season: 12 (Twice)
 Career: 17 vs UNLV, 11/21/02

Hitting Percentage
 Season: .471 vs Rutgers, 8/29/03
 Career: same

Assists
 Season: 5 (twice)
 Career: 15 vs Gonzaga, 8/30/03

Digs
 Season: 18 at SMS, 9/6/03
 Career: 20 vs San Diego St. 10/26/02

Total Blocks
 Season: 5 (Thrice)
 Career: 17 at UNLV, 9/28/02

Aces
 Season: 2 (twice)
 Career: 3 (thrice)

APRIL VARNER • 6-0 • Junior • Outside Hitter • Skyline HS

- Varner is second on the team averaging 3.44 kills per game.
- After entering the Rice match in relief of Lindsey Metcalf, Varner proceeded to post seven kills on ten attempts for a career-high .700 attack percentage.
- Against Nevada, she again proved her worth as a spark coming off the bench. Varner put down nine kills, while hitting .438.
- Has three double-doubles this season, all within the past five BYU matches.

Season Averages

Games played: 42
 Kills per game: 3.52
 Assists per game: 0.31
 Aces per game: 0.21
 Digs per game: 2.05
 Blocks per game: 0.24
 Points per game: 3.87



APRIL VARNER - 2003 Match-by-Match

Date	Opponent	GP	ATTACK				Pct	SET			SERVE		PASS		BLOCK			GEN		Points
			K	E	TA	Pct		A	SA	SE	RE	DIG	BS	BA	BE	Total	BHE			
Aug 29, 2003	vs AMERICAN	4	10	7	30	.100	0	4	3	1	4	0	0	1	0.0	0	14.0			
Aug 29, 2003	vs RUTGERS	1	3	7	17	-.235	0	1	0	1	1	0	0	0	0.0	0	4.0			
Aug 30, 2003	at FLORIDA	2	2	3	19	-.053	0	0	0	2	3	0	2	0	2.0	0	3.0			
09-05-03	vs Arkansas	1	0	2	5	-.400	1	0	0	0	2	0	0	0	0.0	0	0.0			
09-06-03	vs Saint Louis	4	18	4	39	.359	1	0	3	1	5	0	0	0	0.0	0	18.0			
09-06-03	at SMS	2	10	3	26	.269	0	0	1	0	3	0	2	0	2.0	0	11.0			
Sep 12, 2003	OHIO STATE	3	11	8	34	.088	4	0	1	0	7	0	1	0	1.0	0	11.5			
Sep 13, 2003	RICE	1	7	0	10	.700	0	0	0	0	1	0	0	0	0.0	0	7.0			
Sep 13, 2003	PENN STATE	5	16	5	42	.262	0	0	2	4	9	0	1	1	1.0	0	16.5			
Sep 20, 2003	NEVADA	2	9	2	16	.438	1	0	2	0	6	0	1	0	1.0	0	9.5			
Sep 26, 2003	COLORADO ST.	2	6	3	21	.143	1	0	1	1	3	0	0	0	0.0	0	6.0			
Sep 27, 2003	WYOMING	3	15	5	35	.286	1	0	2	1	10	0	0	0	0.0	0	15.0			
Oct 02, 2003	at New Mexico	2	6	3	12	.250	0	3	3	0	5	1	1	1	2.0	1	10.5			
Oct 03, 2003	at Air Force	5	18	11	39	.179	1	1	3	1	10	0	0	0	0.0	1	19.0			
Oct 07, 2003	at Weber State	4	15	6	44	.205	3	0	2	1	16	0	1	0	1.0	0	15.5			
Oct 10, 2003	UTAH	1	2	1	5	.200	0	0	0	1	1	0	0	0	0.0	0	2.0			
Totals		42	148	70	394	.198	13	9	23	14	86	1	9	3	10.0	2	162.5			

Season and Career Highs

- Kills**
 Season: 18 vs Saint Louis, 9/6/03
 Career: 23 at Wyoming, 10/19/02
- Hitting Percentage**
 Season: .700 vs Rice, 9/13/03
 Career: same
- Assists**
 Season: 4 vs Ohio State, 9/12/03
 Career: same
- Digs**
 Season: 16 at Weber State, 10/7/03
 Career: 19 vs Nevada, 8/31/02
- Total Blocks**
 Season: 2 (thrice)
 Career: 4 (twice)
- Aces**
 Season: 4 vs American, 8/29/03
 Career: same

KIM WILSON • 6-0 • Sophomore • Outside Hitter • Provo HS

- Wilson achieved career-highs against Saint Louis on Sept. 6 with 29 kills, 13 digs and five aces.
- She was named to the all-tournament team at the SMS Dr. Mary Jo Wynn Invitational.
- She was named Most Valuable Player of the BYUMizuno Classic, where she posted three consecutive double-doubles and back-to-back 20-kill matches.

Season Averages

Games played: 58
 Kills per game: 4.00
 Assists per game: 0.33
 Aces per game: 0.34
 Digs per game: 1.86
 Blocks per game: 0.40
 Points per game: 4.56



KIM WILSON - 2003 Match-by-Match

Date	Opponent	GP	ATTACK				Pct	SET			SERVE		PASS		BLOCK			GEN		Points
			K	E	TA	Pct		A	SA	SE	RE	DIG	BS	BA	BE	Total	BHE			
Aug 29, 2003	vs AMERICAN	3	11	2	16	.562	0	0	2	2	3	0	2	0	2.0	0	12.0			
Aug 29, 2003	vs RUTGERS	2	4	3	9	.111	0	4	4	0	4	0	0	0	0.0	0	8.0			
Aug 30, 2003	at FLORIDA	2	9	3	25	.240	3	0	1	1	7	0	1	0	1.0	0	9.5			
09-05-03	vs North Texas	4	18	4	47	.298	1	3	4	2	5	0	0	0	0.0	0	21.0			
09-05-03	vs Arkansas	5	11	5	36	.167	1	2	1	0	5	0	1	2	1.0	0	13.5			
09-06-03	vs Saint Louis	4	29	5	46	.522	1	5	3	1	13	0	1	0	1.0	0	34.5			
09-06-03	at SMS	3	8	6	24	.083	2	1	1	0	4	0	0	0	0.0	0	9.0			
Sep 12, 2003	OHIO STATE	4	13	7	39	.154	0	4	5	0	10	1	2	0	3.0	0	19.0			
Sep 13, 2003	RICE	4	21	5	38	.421	2	0	3	1	11	0	1	0	1.0	0	21.5			
Sep 13, 2003	PENN STATE	5	22	10	56	.214	5	0	4	0	11	0	6	0	6.0	0	25.0			
Sep 19, 2003	UTAH VALLEY	3	16	2	26	.538	2	0	3	0	6	0	1	1	1.0	1	16.5			
Sep 20, 2003	NEVADA	2	4	6	15	-.133	1	1	2	1	3	0	1	0	1.0	0	5.5			
Sep 26, 2003	COLORADO ST.	2	7	4	17	.176	0	0	2	0	4	0	0	0	0.0	0	7.0			
Oct 02, 2003	at New Mexico	2	11	0	19	.579	0	0	0	1	3	0	0	2	0.0	0	11.0			
Oct 03, 2003	at Air Force	5	18	3	43	.349	0	0	2	2	6	0	1	1	1.0	0	18.5			
Oct 07, 2003	at Weber State	4	12	5	28	.250	0	0	0	0	2	1	1	0	2.0	0	13.5			
Oct 10, 2003	UTAH	4	18	13	48	.104	1	0	2	0	11	0	3	0	3.0	0	19.5			
Totals		58	232	83	532	.280	19	20	39	11	108	2	21	6	23.0	1	264.5			

Season and Career Highs

- Kills**
 Season: 29 vs Saint Louis, 9/6/03
 Career: same
- Hitting Percentage**
 Season: .579 vs New Mexico, 10/2/03
 Career: same
- Assists**
 Season: 5 vs Penn State, 9/13/03
 Career: same
- Digs**
 Season: 13 vs Saint Louis, 9/6/03
 Career: same
- Total Blocks**
 Season: 6 vs Penn State, 9/13/03
 Career: same
- Aces**
 Season: 5 vs Saint Louis, 9/6/03
 Career: same

UILA CRABBE • 5-7 • Senior • Libero • Kamehameha HS

- Currently leads all Mountain West Conference players in averaging 3.42 digs per game.

Season Averages

Games played: 67
 Kills per game: 0.07
 Assists per game: 0.52
 Digs per game: 3.42
 Blocks per game: 0.00
 Points per game: 0.07



UILA CRABBE - 2003 Match-by-Match

Date	Opponent	GP	ATTACK				Pct	SET			SERVE		PASS		BLOCK			GEN		Points
			K	E	TA			A	SA	SE	RE	DIG	BS	BA	BE	Total	BHE			
Aug 29, 2003	vs AMERICAN	4	0	0	0	.000	4	0	0	2	10	0	0	0	0.0	0	0.0			
Aug 29, 2003	vs RUTGERS	3	0	0	2	.000	1	0	0	0	7	0	0	0	0.0	0	0.0			
Aug 30, 2003	at FLORIDA	3	0	0	0	.000	3	0	0	0	11	0	0	0	0.0	0	0.0			
09-05-03	vs North Texas	4	0	0	1	.000	2	0	0	0	16	0	0	0	0.0	0	0.0			
09-05-03	vs Arkansas	5	2	0	5	.400	3	0	0	1	11	0	0	0	0.0	0	2.0			
09-06-03	vs Saint Louis	4	0	0	3	.000	2	0	0	0	18	0	0	0	0.0	0	0.0			
09-06-03	at SMS	3	1	2	5	-.200	1	0	0	1	16	0	0	0	0.0	0	1.0			
Sep 12, 2003	OHIO STATE	4	0	0	0	.000	1	0	0	0	14	0	0	0	0.0	0	0.0			
Sep 13, 2003	RICE	4	0	1	3	-.333	2	0	0	1	15	0	0	0	0.0	0	0.0			
Sep 13, 2003	PENN STATE	5	1	0	1	1.000	3	0	0	2	22	0	0	0	0.0	0	1.0			
Sep 19, 2003	UTAH VALLEY	3	0	0	0	.000	1	0	0	0	10	0	0	0	0.0	0	0.0			
Sep 20, 2003	NEVADA	3	1	0	1	1.000	2	0	0	3	11	0	0	0	0.0	0	1.0			
Sep 26, 2003	COLORADO ST.	3	0	0	1	.000	1	0	0	0	10	0	0	0	0.0	0	0.0			
Sep 27, 2003	WYOMING	3	0	0	0	.000	1	0	0	1	8	0	0	0	0.0	0	0.0			
Oct 02, 2003	at New Mexico	3	0	0	0	.000	1	0	0	1	9	0	0	1	0.0	0	0.0			
Oct 03, 2003	at Air Force	5	0	0	1	.000	4	0	0	1	14	0	0	0	0.0	0	0.0			
Oct 07, 2003	at Weber State	4	0	0	0	.000	1	0	0	0	12	0	0	0	0.0	0	0.0			
Oct 10, 2003	UTAH	4	0	0	0	.000	2	0	0	1	15	0	0	0	0.0	0	0.0			
Totals		67	5	3	23	.087	35	0	0	14	229	0	0	1	0.0	0	5.0			

Season and Career Highs

Kills
 Season: 2 vs Arkansas, 9/5/03
 Career: same

Hitting Percentage
 Season: (1.000) vs Arkansas, 9/5/03
 Career: same

Assists
 Season: 4 (twice)
 Career: 15 at San Diego St., 9/27/02

Digs
 Season: 22 vs Penn State, 9/13/03
 Career: 25 vs UNLV, 11/21/03

Total Blocks
 Season: N/A
 Career: 1 (twice)

Aces
 Season: N/A
 Career: 4 (twice)

MELANIE TOGO • 5-6 • Sophomore • Libero • Cibola HS

- Togo made her collegiate debut against, in the Cougars's season-opening match, American.
- She has played in 16 of 18 matches this season.
- Put up a career-high 15 digs at Weber State.

Season Averages

Games played: 41
 Kills per game: 0.00
 Assists per game: 0.07
 Aces per game: 0.10
 Digs per game: 1.22
 Points per game: 0.10



MELANIE TOGO - 2003 Match-by-Match

Date	Opponent	GP	ATTACK				Pct	SET			SERVE		PASS		BLOCK			GEN		Points
			K	E	TA			A	SA	SE	RE	DIG	BS	BA	BE	Total	BHE			
Aug 29, 2003	vs AMERICAN	2	0	0	0	.000	0	0	0	0	0	0	0	0	0.0	0	0.0			
Aug 30, 2003	at FLORIDA	2	0	0	0	.000	0	0	0	0	2	0	0	0	0.0	0	0.0			
09-05-03	vs North Texas	3	0	1	1	-1.000	1	0	0	0	3	0	0	0	0.0	0	0.0			
09-05-03	vs Arkansas	2	0	0	0	.000	0	0	0	0	5	0	0	0	0.0	0	0.0			
09-06-03	vs Saint Louis	4	0	0	1	.000	0	0	0	1	2	0	0	0	0.0	0	0.0			
09-06-03	at SMS	2	0	0	0	.000	1	0	0	0	3	0	0	0	0.0	0	0.0			
Sep 13, 2003	RICE	4	0	0	1	.000	0	0	0	0	3	0	0	0	0.0	0	0.0			
Sep 13, 2003	PENN STATE	1	0	0	0	.000	0	0	0	0	2	0	0	0	0.0	0	0.0			
Sep 19, 2003	UTAH VALLEY	1	0	0	0	.000	0	0	1	0	1	0	0	0	0.0	0	0.0			
Sep 20, 2003	NEVADA	2	0	0	1	.000	0	0	0	1	1	0	0	0	0.0	0	0.0			
Sep 26, 2003	COLORADO ST.	2	0	0	0	.000	0	0	0	0	2	0	0	0	0.0	0	0.0			
Sep 27, 2003	WYOMING	1	0	0	0	.000	0	0	0	0	1	0	0	0	0.0	0	0.0			
Oct 02, 2003	at New Mexico	3	0	0	0	.000	1	1	0	1	4	0	0	0	0.0	0	1.0			
Oct 03, 2003	at Air Force	5	0	0	0	.000	0	1	0	1	4	0	0	0	0.0	0	1.0			
Oct 07, 2003	at Weber State	4	0	0	1	.000	0	1	0	1	15	0	0	0	0.0	0	1.0			
Oct 10, 2003	UTAH	3	0	0	1	.000	0	1	1	0	2	0	0	0	0.0	0	1.0			
Totals		41	0	1	6	-.167	3	4	2	5	50	0	0	0	0.0	0	4.0			

Season and Career Highs

Kills
 Season: N/A
 Career: N/A

Hitting Percentage
 Season: N/A
 Career: N/A

Assists
 Season: 1 (thrice)
 Career: same

Digs
 Season: 15 at Weber State, 10/7/03
 Career: same

Total Blocks
 Season: N/A
 Career: N/A

Aces
 Season: 1 (four times)
 Career: same

SAHARA CASTILLO • 5-11 • Senior • Outside Hitter • Ricks College

- Castillo has seen action as a serving specialist this season.
- She appeared in a total of 25 matches and 80 games in 2002.

Season Averages

Games played: 32
 Kills per game: 0.00
 Aces per game: 0.19
 Digs per game: 0.25
 Points per game: 0.19

**SAHARA CASTILLO - 2003 Match-by-Match**

Date	Opponent	GP	K	ATTACK			Pct	SET A	SERVE			PASS		BLOCK			GEN		Points
				E	TA				SA	SE	RE	DIG	BS	BA	BE	Total	BHE		
Aug 30, 2003	at FLORIDA	1	0	0	2	.000	0	0	0	0	0	0	0	0	0	0	0	0	0.0
Sep 13, 2003	RICE	4	0	0	0	.000	0	0	2	0	1	0	0	0	0	0	0	0	0.0
Sep 13, 2003	PENN STATE	5	0	0	0	.000	0	1	2	0	1	0	0	0	0	0	0	0	1.0
Sep 19, 2003	UTAH VALLEY	3	0	0	0	.000	0	2	1	0	2	0	0	0	0	0	0	0	2.0
Sep 20, 2003	NEVADA	3	0	0	0	.000	0	0	3	0	1	0	0	0	0	0	0	0	0.0
Sep 26, 2003	COLORADO ST.	3	0	0	0	.000	0	0	0	0	1	0	0	0	0	0	0	0	0.0
Sep 27, 2003	WYOMING	2	0	0	0	.000	0	2	1	0	0	0	0	0	0	0	0	0	2.0
Oct 02, 2003	at New Mexico	3	0	0	0	.000	0	1	1	0	0	0	0	0	0	0	0	0	1.0
Oct 03, 2003	at Air Force	3	0	0	0	.000	0	0	2	0	1	0	0	0	0	0	0	0	0.0
Oct 07, 2003	at Weber State	3	0	0	1	.000	0	0	2	0	0	0	0	0	0	0	0	0	0.0
Oct 10, 2003	UTAH	2	0	0	0	.000	0	0	2	0	1	0	0	0	0	0	0	0	0.0
Totals		32	0	0	3	.000	0	6	16	0	8	0	0	0	0	0	0	0	6.0

Season and Career Highs**Kills**

Season: N/A
 Career: 6 at Utah State, 10/8/02

Hitting Percentage

Season: N/A
 Career: .308 at Utah State, 10/8/02

Assists

Season: N/A
 Career: N/A

Digs

Season: 2 vs UVSC, 9/19/03
 Career: 11 (twice)

Total Blocks

Season: N/A
 Career: 1 (twice)

Aces

Season: 2 (twice)
 Career: 3 (twice)

MANDI KIHOLM • 6-1 • Junior • Rightside Hitter • Utah Valley State College

- Kiholm made her Division I debut against North Texas on Sept. 5, and recorded one kill on one attempt along with two blocks.
- She played in parts of the second and third games against her former team, UVSC, on Sept. 19. Kiholm contributed by combining with Lindsay Lewis-Hartsock on the match-sealing block.

Season Averages

Games played: 4
 Kills per game: 0.25
 Blocks per game: 0.75
 Points per game: 0.75

**MANDI KIHOLM - 2003 Match-by-Match**

Date	Opponent	GP	K	ATTACK			Pct	SET A	SERVE			PASS		BLOCK			GEN		Points
				E	TA				SA	SE	RE	DIG	BS	BA	BE	Total	BHE		
09-05-03	vs North Texas	1	1	0	1	1.000	0	0	0	0	0	0	0	1	1	0	2.0	0	2.5
Sep 19, 2003	UTAH VALLEY	2	0	0	0	.000	0	0	0	0	0	0	0	1	0	1.0	0	0.5	
Sep 26, 2003	COLORADO ST.	1	0	0	0	.000	0	0	0	0	0	0	0	0	0	0.0	0	0.0	
Totals		4	1	0	1	1.000	0	0	0	0	0	0	1	2	0	3.0	0	3.0	

Season and Career Highs**Kills**

Season: 1 vs North Texas, 9/5/03
 Career: same

Hitting Percentage

Season: (1.000) vs North Texas, 9/5/03
 Career: same

Assists

Season: N/A
 Career: N/A

Digs

Season: N/A
 Career: N/A

Total Blocks

Season: 2 vs North Texas, 9/5/03
 Career: same

Aces

Season: N/A
 Career: N/A

LINDSEY KEARL • 5-8 • Junior • Libero • Utah Valley State College

- Kearl has been beset with nagging injuries that have included back pain and a sprained ankle.
- She made her Cougar debut on Sept. 19 against her former team UVSC.

Season Averages

Games played: 1
Points per game: 0.00

**Season and Career Highs**

N/A

LINDSEY KEARL - 2003 Match-by-Match

Date	Opponent	GP	K	ATTACK			Pct	SET			SERVE		PASS		BLOCK			Total	GEN		Points
				E	TA	A		SA	SE	RE	DIG	BS	BA	BE	BHE	BHE					
Sep 19, 2003	UTAH VALLEY	1	0	0	0	.000	0	0	1	0	0	0	0	0	0	0	0.0	0	0.0		
Totals		1	0	0	0	.000	0	0	1	0	0	0	0	0	0	0.0	0	0.0			

JENNA JUDKINS • 5-10 • Freshman • Setter • Skyline HS

- Serving as a backup to starting setter Lauren Richards, Judkins has yet to play in 2003.
- Judkins travels with the team, but anticipates to redshirt this year in order to preserve her eligibility.
- Is a true freshman.

Season Averages

N/A

**Season and Career Highs**

N/A

JENNA JUDKINS - 2003 Match-by-Match

Date	Opponent	GP	K	ATTACK			Pct	SET			SERVE		PASS		BLOCK			Total	GEN		Points
				E	TA	A		SA	SE	RE	DIG	BS	BA	BE	BHE	BHE					
Has yet to play in 2003.																					

2002 HIGHLIGHTS/AWARDS**Cougars in Conference Stats****Team:**

Blocks: 2nd — 3.10
 Hitting: 8th — .187
 Kills: 5th — 14.08
 Assists: 6th — 12.73
 Aces: 8th — 1.14
 Digs: 3rd — 13.77

Individual (Top 10):

Blocks: Carrie Bowers, 3rd — 1.38
 Laura Nielsen, 7th — 1.20
 Hitting: Karina Puikkonen, 2nd — .330
 Laura Nielsen, 8th — .298
 Kills: NONE
 Assists: Karina Puikkonen, 8th — 10.57
 Digs: Uila Crabbe, 5th — 3.03
 April Varner, 9th — 2.57

Cougars in National Stats**Team:**

Blocks: 13th — 3.10

Individual:

Blocks: Carrie Bowers, 28th — 1.38

BYU's Individual Honors**MWC All-Tournament Team**

Allison Larson, Sr., RS/OH
 Karina Puikkonen, Jr., S

All- MWC Team

Allison Larson, Sr., RS/OH
 Laura Nielsen, Jr., MB

MWC Player of the Week

Laura Nielsen, Jr., MB (10/21)
 Karina Puikkonen, Jr., S (11/4)

Les Schwab Cougar Classic

Lexi Brown, Fr., MB
 Allison Larson, Sr., RS/OH

BYU Mizuno Classic Team

Carrie Bowers, Jr., MB

Texas A&M Invitational

Carrie Bowers, Jr., MB
 Karina Puikkonen, Jr., S

2002 SEASON REVIEW

Although it ended the season a better team than it started, the Cougar season mirrored the ups and downs of its lineup. With 12 different players drawing starting assignments over the course of the season, the Cougars were never able to establish an identity of consistency and cohesiveness.

"We expect to win on a consistent basis," Lamb said. "Obviously there were extenuating circumstances this past season. I'm not making any excuses, though, this season was tough. But it was not indicative of what BYU volleyball is about. We are going to win and carry on the tradition of BYU volleyball."

A tradition-rich women's volleyball program, leading into 2002, the Cougars had recorded 28 consecutive 20-win seasons and had never experienced a losing year. Many factors combined to send the Cougars to their first non-winning season (sub .500 record) in school history (14-19). Nineteen losses represent the most of any season in school history, but BYU also endured the most injuries it has ever had in a single season.

The emergence of true freshman outside hitter Kim Wilson was instrumental to a team that needed a steady offensive force. Wilson, a hometown product hailing from Provo High School, slowly worked her way into the lineup as the season progressed, and by the end of it she was BYU's most looked to offensive force. Starting the season as a reserve didn't have the opportunity to register her first double-digit kill effort until midway through the season, but she caught fire down the stretch as she recorded double-digit kill efforts in 14 of BYU's final 19 matches, proving she was one of the Mountain West Conference's top first-year players.

Despite a lineup that was besieged by injury, the Cougars never gave up and broke through in pressure situations time and time again. Although BYU endured two four-match losing streaks in the first half of the season, each time the team would avoid the dubious distinction of being the first squad in BYU history of losing five in a row by narrowly escaping with five-game wins over Wake Forest and UNLV.

At 7-12 the Cougars headed on the annual Front Range road trip on Oct. 18 with the prospects of becoming the only Cougar team to ever drop to as many as seven matches below .500. Indicative of its season and with its backs against the wall, BYU came through with five-game wins over MWC leader CSU and a Wyoming team that was in the midst of a 20-win campaign. In the MWC Tournament the Cougars would not disappoint as they earned a pair of five-game wins over UNLV and CSU before falling to Utah in the final.

2002 SEASON NOTABLES**BYU ROSTER HIT HARD**

Entering this season BYU had 16 players on its roster. Nine of those players were affected in some way that has prevented them from playing or hindered their ability. All-America candidate Sunny Mahe redshirted because of a pregnancy, and Lauren Richards and Lindsay Lewis are sat out the season as redshirts. Carrie Bowers played with two stress fractures in her feet and was unable to practice as the season progressed. Lexi Brown tore her ACL in the eighth match of the season was lost for the year. As well, Lindsey Metcalf, Becky Warnick, Laura Nielsen and April Varner were all bitten by the injury bug in 2002. In all, 12 different Cougars drew starting assignments.

THE PROCESS OF REBUILDING A WINNER

Of the 13 active players on the BYU roster in 2002, Karina Puikkonen and Uila Crabbe were the only returning starters with a combined 350 games of experience entering the season. The remaining 11 players on the active roster came into the season with a combined 117 games of experience (the rough equivalent of a normal season). Thus far this season the 11 returning non-starters have played in a combined 624 games. Due to a myriad of injuries on the team, more of the Cougars are seeing extended playing time. Ten of the 11 players have seen action in at least 24% or more of BYU's games. Nine of the 11 have seen action in 35% or more of the Cougars games. Eight of the 11 have seen action in 57% or more of BYU's games.

A TEAM OF ENDURANCE

The Cougars had losing records in three-game (5-12) and four-game (2-5) matches, but their record in five-game matches was an impressive 7-2 on the season. That includes a perfect 6-0 record against MWC teams.

BYU PLAYER 2003 SEASON & CAREER HIGHS

	<u>Kills</u>	<u>*Hitting</u>	<u>Assts</u>	<u>Aces</u>	<u>Digs</u>	<u>Blocks</u>
#3 APRIL VARNER	18	.700	4	4	16	2
<i>Career</i>	23	<i>same</i>	<i>same</i>	<i>same</i>	19	4
#4 MELANIE TOGO	-	-	1	1	15	-
<i>Career</i>	-	-	<i>same</i>	<i>same</i>	<i>same</i>	-
#5 LAUREN RICHARDS	11	.526	65	5	13	7
<i>Career</i>	20	<i>same</i>	<i>same</i>	<i>same</i>	<i>same</i>	<i>same</i>
#6 LINDSEYMETCALF	12	.471	5	2	18	5
<i>Career</i>	17	<i>same</i>	15	3	20	17**
#7 KIM WILSON	29	.579	5	5	13	6
<i>Career</i>	<i>same</i>	<i>same</i>	<i>same</i>	<i>same</i>	<i>same</i>	<i>same</i>
#8 CARRIE BOWERS	22	.643	5	3	11	7
<i>Career</i>	<i>same</i>	<i>same</i>	<i>same</i>	<i>same</i>	<i>same</i>	12
#9 LEXI BROWN	16	.550	1	2	1	7
<i>Career</i>	<i>same</i>	.619	<i>same</i>	<i>same</i>	6	12
#12 UILACRABBE	1	(1.000)	4	-	22	-
<i>Career</i>	1	-	25	4	25	1
#14 LINDSY LEWIS-HARTSOCK	14	.684	-	5	5	11
<i>Career</i>	<i>same</i>	<i>same</i>	-	<i>same</i>	<i>same</i>	<i>same</i>
#15 SAHARACASTILLO	-	-	-	2	1	-
<i>Career</i>	6	.308	2	3	11	1
#18 LAURANIELSEN	8	.636	1	5	6	8
<i>Career</i>	15	.643	<i>same</i>	<i>same</i>	5	11

* minimum of 10 attempts ** BYU Record

2003 BYU Record ...

	TEAM RECORD W-L
Overall	13-5
Conference	3-2
Home	6-2
Away	3-2
Neutral	3-1
3 games	5-3
4 games	6-1
5 games	2-1
when win first game	7-0
when win first two games	6-0
when lose first game	6-5
when lose first two games	1-5
when attack pct. over .400	1-0
when attack pct. over .300	6-0
when attack pct. over .200	4-2
when attack pct. under .200	2-3
when have higher attack percentage	13-0
when opponent has higher attack percentage	0-5
when have more kills	11-1
when opponent has more kills	2-4
when have more aces	10-1
when opponent has more aces	3-3
when have same aces as opponent	0-1
when have more service errors	11-3
when opponent has more service errors	1-1
when have same service errors	1-1
when have more return errors	3-3
when opponent has more return errors	10-1
when have same return errors as opponent	0-1
when have 5 or less return errors	8-4
when have more than 5 return errors	5-1
when have more digs	10-1
when opponent has more digs	3-4
when have more team blocks	11-1
when opponent has more team blocks	2-3
when have same team blocks	0-1
on Mondays	0-0
on Tuesdays	1-0
on Wednesdays	0-0
on Thursdays	1-0
on Fridays	6-3
on Saturdays	5-2

2003 MATCH-BY-MATCH LEADERS

<u>OPPONENT</u>	<u>KILLS</u>	<u>ATTEMPTS</u>	<u>ATTACK % (Min 10 Att.)</u>	<u>ASSISTS</u>	<u>DIGS</u>	<u>TOTAL BLOCKS</u>
AMERICAN	BOWERS - 22	BOWERS - 36	NIELSEN - .600	RICHARDS - 41	RICHARDS - 12	HARTSOCK - 3
RUTGERS	BOWERS - 15	BOWERS - 24	BOWERS - .583	RICHARDS - 42	METCALF - 11	BOWERS - 3
#3 FLORIDA	BOWERS - 13	BOWERS - 37	BOWERS - .243	RICHARDS - 23	METCALF - 11	HARTSOCK - 5
ARKANSAS	BOWERS - 17	BOWERS - 36	RICHARDS - .526	RICHARDS - 48	CRABBE - 11	HARTSOCK - 4
NORTH TEXAS	WILSON - 18	WILSON - 36	HARTSOCK - .684	RICHARDS - 44	CRABBE - 11	BOWERS - 7
SAINTELOUIS	WILSON - 29	WILSON - 47	WILSON - .522	RICHARDS - 65	CRABBE - 16	BOWERS - 5
SOUTHWESTMISSOURI STATE	VARNER - 10	VARNER - 26	VARNER - .269	RICHARDS - 33	CRABBE - 18	BOWERS - 4
OHIO STATE	WILSON - 13	BOWERS - 26	BOWERS - .269	RICHARDS - 41	METCALF - 18	NIELSEN - 4
RICE	WILSON - 21	WILSON - 39	RICHARDS - .417	RICHARDS - 41	CRABBE - 14	NIELSEN - 8
PENN STATE	WILSON - 22	WILSON - 38	VARNER - .700	RICHARDS - 52	CRABBE - 15	HARTSOCK - 7
UTAH VALLEYSATE COLLEGE	WILSON - 16	WILSON - 56	NEILSEN - .455	RICHARDS - 55	CRABBE - 22	HARTSOCK - 11
NEVADA	BOWERS - 11	WILSON - 26	BOWERS - .643	RICHARDS - 42	CRABBE - 10	HARTSOCK - 5
COLORADO STATE	HARTSOCK - 11	BOWERS - 21	HARTSOCK - .846	RICHARDS - 35	CRABBE - 11	HARTSOCK - 4
WYOMING	WILSON - 7	VARNER - 21	NIELSEN - .231	RICHARDS - 25	RICHARDS - 11	METCALF - 5
NEW MEXICO	VARNER - 15	VARNER - 35	BOWERS - .471	RICHARDS - 38	RICHARDS - 10	METCALF - 5
AIR FORCE	WILSON - 11	VARNER - 35	BOWERS - .471	RICHARDS - 38	CRABBE - 10	METCALF - 5
WEBER STATE	VARNER - 18	WILSON - 19	WILSON - .579	RICHARDS - 32	VARNER - 10	NIELSEN - 3
UTAH	WILSON - 18	BOWERS - 19	NEILSEN - .636	RICHARDS - 54	METCALF - 10	RICHARDS - 7
SAN DIEGO STATE	VARNER - 15	WILSON - 43	NEILSEN - .636	RICHARDS - 54	CRABBE - 9	BROWN - 7
UNLV	WILSON - 18	VARNER - 44	NEILSEN - .300	RICHARDS - 46	VARNER - 16	NIELSEN - 6
WYOMING	WILSON - 18	WILSON - 48	BROWN - .448	RICHARDS - 46	CRABBE - 15	HARTSOCK - 7
COLORADO STATE						
NEW MEXICO						
AIR FORCE						
UTAH						
UNLV						
SAN DIEGO STATE						
MWC TOURNAMENT						
UTAH STATE						
EASTERN MICHIGAN						
NCAA TOURNAMENT						

Times Led (including ties)

Kills
Wilson - 10
Bowers - 5
Varner - 4
Hartsock - 1

Attempts
Wilson - 10
Bowers - 7
Varner - 4

Attack %
Bowers - 5
Nielsen - 5
Richards - 2
Hartsock - 2
Varner - 2
Wilson - 2
Brown - 1

Assists
Richards - 18

Digs
Crabbe - 13
Metcalf - 4
Richards - 3
Varner - 2
Bowers - 1

Total Blocks
Hartsock - 8
Bowers - 4
Nielsen - 4
Metcalf - 2
Richards - 1
Brown - 1

Team Statistics – 2003 Matches (Overall)

TEAM STATISTICS	BYU	OPP
ATTACK		
Kills	1030	892
Errors	387	450
Total Attacks	2523	2527
Attack Pct	.255	.175
Kills/Game	15.4	13.3
SET		
Assists	906	814
Assists/Game	13.5	12.1
SERVE		
Aces	121	79
Errors	243	170
Aces/Game	1.8	1.2
SERVE RECEPTIONS		
Errors	79	121
Errors/Game	1.2	1.8
DEFENSE		
Digs	937	892
Digs/Game	14.0	13.3
BLOCKING		
Block Solo	34	38
Block Assist	321	209
Total Blocks	194.5	142.5
Blocks Per Game	2.9	2.1
Block Errors	45	27
BALL HANDLING ERRORS		
Errors	57	28
ATTENDANCE		
Total	11031	6789
Dates/Avg Per Date	8/1379	5/1358
Neutral site #/Avg	5/264	
Current win streak	0	-
Home win streak	0	-

Team Statistics – 2003 Matches (Conference)

TEAM STATISTICS	BYU	OPP
ATTACK		
Kills	267	251
Errors	100	112
Total Attacks	622	638
Attack Pct	.268	.218
Kills/Game	14.8	13.9
SET		
Assists	233	235
Assists/Game	12.9	13.1
SERVE		
Aces	27	24
Errors	63	56
Aces/Game	1.5	1.3
SERVE RECEPTIONS		
Errors	24	27
Errors/Game	1.3	1.5
DEFENSE		
Digs	217	206
Digs/Game	12.1	11.4
BLOCKING		
Block Solo	8	11
Block Assist	85	65
Total Blocks	50.5	43.5
Blocks Per Game	2.8	2.4
Block Errors	18	8
BALL HANDLING ERRORS		
Errors	17	6
ATTENDANCE		
Total	4870	871
Dates/Avg Per Date	3/1623	2/436
Neutral site #/Avg	0/0	
Current win streak	0	-
Home win streak	0	-

BYU 2003 Results

Date	Opponent	Score	Score-by-game	Overall	Conf	Time	Attend
# Aug 29, 2003	vs AMERICAN	W 3-1	30-19, 30-19, 28-30, 30-20	1-0	0-0	1:46	
# Aug 29, 2003	vs RUTGERS	W 3-0	30-25, 30-26, 30-18	2-0	0-0	1:27	
# Aug 30, 2003	at FLORIDA	0-3 L	24-30, 19-30, 21-30	2-1	0-0	1:31	4297
! 09-05-03	vs Arkansas	2-3 L	27-30, 16-30, 30-28, 30-18, 13-15	3-2	0-0	2:04	
! 09-05-03	vs North Texas	W 3-1	31-33, 30-23, 30-25, 30-24	3-1	0-0	1:49	643
! 09-06-03	vs Saint Louis	W 3-1	30-32, 30-23, 30-18, 30-22	4-2	0-0	1:54	679
! 09-06-03	at SMS	0-3 L	20-30, 20-30, 26-30	4-3	0-0	1:34	909
^ Sep 12, 2003	OHI O STATE	W 3-1	32-34, 30-28, 30-23, 30-26	5-3	0-0	2:10	2071
^ Sep 13, 2003	RI CE	W 3-1	30-28, 30-20, 23-30, 30-17	6-3	0-0	1:45	264
^ Sep 13, 2003	PENN STATE	W 3-2	21-30, 30-27, 30-23, 26-30, 15-13	7-3	0-0	2:15	1018
Sep 19, 2003	UTAH VALLEY	W 3-0	30-18, 30-26, 30-24	8-3	0-0	1:30	2086
Sep 20, 2003	NEVADA	W 3-0	30-26, 30-19, 30-24	9-3	0-0	1:20	722
* Sep 26, 2003	COLORADO STATE	0-3 L	20-30, 20-30, 26-30	9-4	0-1	1:35	1464
* Sep 27, 2003	WYOMING	W 3-0	30-23, 30-25, 30-25	10-4	1-1	1:30	1094
* Oct 02, 2003	at New Mexico	W 3-0	30-18, 30-28, 30-25	11-4	2-1	1:25	357
* Oct 03, 2003	at Air Force	W 3-2	20-30, 25-30, 30-25, 30-24, 15-5	12-4	3-1	2:15	514
Oct 07, 2003	at Weber State	W 3-1	27-30, 30-24, 30-20, 30-24	13-4	3-1	1:57	712
* Oct 10, 2003	UTAH	1-3 L	25-30, 27-30, 30-19, 20-30	13-5	3-2	2:00	2312

* MWC Match
 # USA Campus Credit Union Invitational, Gainesville, Fla.
 ! SMS Dr. Mary Jo Wynn Invitational, Springfield, Mo.
 ^ BYU Mizuno Classic, Provo, Utah

All MATCHES (Overall)

RECORD:	OVERALL	HOME	AWAY	NEUTRAL
ALL MATCHES	13-5	6-2	3-2	4-1
CONFERENCE	3-2	1-2	2-0	0-0
NON-CONFERENCE	10-3	5-0	1-2	4-1

##	STATS SUMMARY	ATTACK						SET			SERVE			DIG			BLOCKING					
		G	K	KPG	E	TA	Pct	A	APG	SA	SE	SAPG	RE	DIG	DPG	BS	BA	Total	BPG	BE	BHE	PTS
2	KI HOLM, Mandi	4	1	0.25	0	1	1.000	0	0.00	0	0	0.00	0	0	0.00	1	2	3	0.75	0	0	3.0
9	BROWN, Lexi	33	81	2.45	20	170	.359	2	0.06	6	21	0.18	1	14	0.42	1	33	34	1.03	4	1	104.5
14	HARTSOCK, Lindsay	56	85	1.52	26	173	.341	5	0.09	22	18	0.39	0	34	0.61	9	63	72	1.29	6	0	147.5
8	BOWERS, Carrie	67	198	2.96	55	470	.304	43	0.64	10	22	0.15	11	127	1.90	6	55	61	0.91	2	2	241.5
18	NI ELSEN, Laura	57	72	1.26	21	173	.295	3	0.05	11	22	0.19	0	32	0.56	5	59	64	1.12	10	1	117.5
7	WILSON, Kim	58	232	4.00	83	532	.280	19	0.33	20	39	0.34	11	108	1.86	2	21	23	0.40	6	1	264.5
5	RI CHARDS, Lauren	67	106	1.58	53	253	.209	762	11.37	25	61	0.37	0	131	1.96	6	46	52	0.78	10	49	160.0
3	VARNER, April	42	148	3.52	70	394	.198	13	0.31	9	23	0.21	14	86	2.05	1	9	10	0.24	3	2	162.5
6	METCALF, Lindsey	49	102	2.08	55	325	.145	21	0.43	8	18	0.16	17	118	2.41	3	33	36	0.73	3	1	129.5
12	CRABBE, Uila	67	5	0.07	3	23	.087	35	0.52	0	0	0.00	14	229	3.42	0	0	0	0.00	1	0	5.0
11	KEARL, Lindsey	1	0	0.00	0	0	.000	0	0.00	0	1	0.00	0	0	0.00	0	0	0	0.00	0	0	0.0
15	CASTILLO, Sahara	32	0	0.00	0	3	.000	0	0.00	6	16	0.19	0	8	0.25	0	0	0	0.00	0	0	6.0
4	TOGO, Melani e	41	0	0.00	1	6	-.167	3	0.07	4	2	0.10	5	50	1.22	0	0	0	0.00	0	0	4.0
TEAM												6										
BYU COUGARS		67	1030	15.37	387	2523	.255	906	13.52	121	243	1.81	79	937	13.99	34	321	194.5	2.90	45	57	1345.5
Opponents		67	892	13.31	450	2527	.175	814	12.15	79	170	1.18	121	892	13.31	38	209	142.5	2.13	27	28	1113.5

All MATCHES (Conference)

RECORD:	OVERALL	HOME	AWAY	NEUTRAL
ALL MATCHES	3-2	1-2	2-0	0-0
CONFERENCE	3-2	1-2	2-0	0-0
NON-CONFERENCE	0-0	0-0	0-0	0-0

##	STATS SUMMARY	ATTACK						SET			SERVE			DIG			BLOCKING					
		G	K	KPG	E	TA	Pct	A	APG	SA	SE	SAPG	RE	DIG	DPG	BS	BA	Total	BPG	BE	BHE	PTS
9	BROWN, Lexi	12	38	3.17	6	74	.432	1	0.08	2	4	0.17	0	6	0.50	0	15	15	1.25	2	1	47.5
18	NI ELSEN, Laura	14	16	1.14	2	36	.389	0	0.00	2	0	0.14	0	2	0.14	1	13	14	1.00	4	1	25.5
6	METCALF, Lindsey	14	30	2.14	10	73	.274	11	0.79	2	5	0.14	6	25	1.79	0	14	14	1.00	2	0	39.0
7	WILSON, Kim	13	54	4.15	20	127	.268	1	0.08	0	6	0.00	3	24	1.85	0	4	4	0.31	3	0	56.0
14	HARTSOCK, Lindsay	15	16	1.07	6	41	.244	5	0.33	2	6	0.13	0	5	0.33	3	12	15	1.00	1	0	27.0
8	BOWERS, Carrie	18	42	2.33	18	103	.233	7	0.39	4	9	0.22	4	25	1.39	2	14	16	0.89	0	1	55.0
3	VARNER, April	13	47	3.62	23	112	.214	3	0.23	4	9	0.31	4	29	2.23	1	1	2	0.15	1	2	52.5
5	RI CHARDS, Lauren	18	24	1.33	15	53	.170	195	10.83	5	17	0.28	0	29	1.61	1	12	13	0.72	4	12	36.0
15	CASTILLO, Sahara	13	0	0.00	0	0	.000	0	0.00	3	6	0.23	0	3	0.23	0	0	0	0.00	0	0	3.0
12	CRABBE, Uila	18	0	0.00	0	2	.000	9	0.50	0	0	0.00	4	56	3.11	0	0	0	0.00	1	0	0.0
4	TOGO, Melani e	14	0	0.00	0	1	.000	1	0.07	3	1	0.21	2	13	0.93	0	0	0	0.00	0	0	3.0
2	KI HOLM, Mandi	1	0	0.00	0	0	.000	0	0.00	0	0	0.00	0	0	0.00	0	0	0	0.00	0	0	0.0
TEAM												1										
BYU COUGARS		18	267	14.83	100	622	.268	233	12.94	27	63	1.50	24	217	12.06	8	85	50.5	2.81	18	17	344.5
Opponents		18	251	13.94	112	638	.218	235	13.06	24	56	1.33	27	206	11.44	11	65	43.5	2.42	8	6	318.5

2003 BYU Women's Volleyball Stats
BYU Cougars Match Highs (as of Oct. 8, 2003)
All matches

INDIVIDUAL MATCH HIGHS**ATTACK PERCENT (K-E-TA) minimum 12 kills**

.684 (14- 1-19) HARTSOCK, Lindsay at North Texas (09-05-03)
 .583 (15- 1-24) BOWERS, Carrie vs RUTGERS (Aug 29, 2003)
 .556 (22- 2-36) BOWERS, Carrie at AMERICAN (Aug 29, 2003)
 .538 (16- 2-26) WILSON, Kim vs Utah Valley (Sep 19, 2003)
 .522 (29- 5-46) WILSON, Kim vs Saint Louis (09-06-03)

KILLS (K-E-TA)

29 (29- 5-46) 4g WILSON, Kim vs Saint Louis (09-06-03)
 22 (22-10-56) 5g WILSON, Kim vs Penn State (Sep 13, 2003)
 22 (22- 2-36) 4g BOWERS, Carrie at AMERICAN (Aug 29, 2003)
 21 (21- 5-38) 4g WILSON, Kim vs Rice (Sep 13, 2003)
 18 (18-13-48) 4g WILSON, Kim vs Utah (Oct 10, 2003)

KILLS 3-GAMES (K-E-TA)

16 (16- 2-26) WILSON, Kim vs Utah Valley (Sep 19, 2003)
 15 (15- 5-35) VARNER, April vs Wyoming (Sep 27, 2003)
 15 (15- 1-24) BOWERS, Carrie vs RUTGERS (Aug 29, 2003)
 13 (13- 4-37) BOWERS, Carrie at FLORIDA (Aug 30, 2003)
 12 (12- 2-23) METCALF, Lindsey vs Wyoming (Sep 27, 2003)

KILLS 4-GAMES (K-E-TA)

29 (29- 5-46) WILSON, Kim vs Saint Louis (09-06-03)
 22 (22- 2-36) BOWERS, Carrie at AMERICAN (Aug 29, 2003)
 21 (21- 5-38) WILSON, Kim vs Rice (Sep 13, 2003)
 18 (18-13-48) WILSON, Kim vs Utah (Oct 10, 2003)
 18 (18- 4-39) VARNER, April vs Saint Louis (09-06-03)

KILLS 5-GAMES (K-E-TA)

22 (22-10-56) WILSON, Kim vs Penn State (Sep 13, 2003)
 18 (18- 3-43) WILSON, Kim at Air Force (Oct 03, 2003)
 18 (18-11-39) VARNER, April at Air Force (Oct 03, 2003)
 17 (17- 2-36) BOWERS, Carrie vs Arkansas (09-05-03)
 16 (16- 5-42) VARNER, April vs Penn State (Sep 13, 2003)

TOTAL ATTEMPTS (K-E-TA)

56 (22-10-56) 5g WILSON, Kim vs Penn State (Sep 13, 2003)
 48 (18-13-48) 4g WILSON, Kim vs Utah (Oct 10, 2003)
 47 (18- 4-47) 4g WILSON, Kim at North Texas (09-05-03)
 46 (29- 5-46) 4g WILSON, Kim vs Saint Louis (09-06-03)
 46 (12- 3-46) 4g METCALF, Lindsey at North Texas (09-05-03)

TOTAL ATTEMPTS 3-GAMES (K-E-TA)

37 (13- 4-37) BOWERS, Carrie at FLORIDA (Aug 30, 2003)
 35 (15- 5-35) VARNER, April vs Wyoming (Sep 27, 2003)
 26 (9- 2-26) BOWERS, Carrie at SMS (09-06-03)
 26 (10- 3-26) VARNER, April at SMS (09-06-03)
 26 (16- 2-26) WILSON, Kim vs Utah Valley (Sep 19, 2003)

TOTAL ATTEMPTS 4-GAMES (K-E-TA)

48 (18-13-48) WILSON, Kim vs Utah (Oct 10, 2003)
 47 (18- 4-47) WILSON, Kim at North Texas (09-05-03)
 46 (29- 5-46) WILSON, Kim vs Saint Louis (09-06-03)
 46 (12- 3-46) METCALF, Lindsey at North Texas (09-05-03)
 44 (15- 6-44) VARNER, April at Weber State (Oct 07, 2003)

TOTAL ATTEMPTS 5-GAMES (K-E-TA)

56 (22-10-56) WILSON, Kim vs Penn State (Sep 13, 2003)
 43 (18- 3-43) WILSON, Kim at Air Force (Oct 03, 2003)
 42 (16- 5-42) VARNER, April vs Penn State (Sep 13, 2003)
 39 (18-11-39) VARNER, April at Air Force (Oct 03, 2003)
 36 (11- 5-36) WILSON, Kim vs Arkansas (09-05-03)

POINTS

34.5 (29- 5- 0.5) 4g WILSON, Kim vs Saint Louis (09-06-03)
 25.0 (22- 0- 3.0) 5g WILSON, Kim vs Penn State (Sep 13, 2003)
 23.0 (22- 0- 1.0) 4g BOWERS, Carrie at AMERICAN (Aug 29, 2003)
 21.5 (21- 0- 0.5) 4g WILSON, Kim vs Rice (Sep 13, 2003)

21.0 (18- 3- 0.0) 4g WILSON, Kim at North Texas (09-05-03)

POINTS 3-GAMES

18.5 (15- 2- 1.5) BOWERS, Carrie vs RUTGERS (Aug 29, 2003)
 16.5 (16- 0- 0.5) WILSON, Kim vs Utah Valley (Sep 19, 2003)
 15.0 (15- 0- 0.0) VARNER, April vs Wyoming (Sep 27, 2003)
 14.5 (12- 0- 2.5) METCALF, Lindsey vs Wyoming (Sep 27, 2003)
 14.0 (11- 1- 2.0) HARTSOCK, Lindsay vs NEVADA (Sep 20, 2003)

POINTS 4-GAMES

34.5 (29- 5- 0.5) WILSON, Kim vs Saint Louis (09-06-03)
 23.0 (22- 0- 1.0) BOWERS, Carrie at AMERICAN (Aug 29, 2003)
 21.5 (21- 0- 0.5) WILSON, Kim vs Rice (Sep 13, 2003)
 21.0 (18- 3- 0.0) WILSON, Kim at North Texas (09-05-03)
 19.5 (18- 0- 1.5) WILSON, Kim vs Utah (Oct 10, 2003)

POINTS 5-GAMES

25.0 (22- 0- 3.0) WILSON, Kim vs Penn State (Sep 13, 2003)
 19.0 (18- 1- 0.0) VARNER, April at Air Force (Oct 03, 2003)
 18.5 (18- 0- 0.5) WILSON, Kim at Air Force (Oct 03, 2003)
 18.0 (17- 0- 1.0) BOWERS, Carrie vs Arkansas (09-05-03)
 16.5 (9- 2- 5.5) HARTSOCK, Lindsay vs Penn State (Sep 13, 2003)

ASSISTS

65 (4g) RICHARDS, Lauren vs Saint Louis (09-06-03)
 55 (5g) RICHARDS, Lauren vs Penn State (Sep 13, 2003)
 54 (5g) RICHARDS, Lauren at Air Force (Oct 03, 2003)
 52 (4g) RICHARDS, Lauren vs Rice (Sep 13, 2003)
 48 (5g) RICHARDS, Lauren vs Arkansas (09-05-03)

ASSISTS 3-GAMES

42 RICHARDS, Lauren vs Utah Valley (Sep 19, 2003)
 42 RICHARDS, Lauren vs RUTGERS (Aug 29, 2003)
 38 RICHARDS, Lauren vs Wyoming (Sep 27, 2003)
 35 RICHARDS, Lauren vs NEVADA (Sep 20, 2003)
 33 RICHARDS, Lauren at SMS (09-06-03)

ASSISTS 4-GAMES

65 RICHARDS, Lauren vs Saint Louis (09-06-03)
 52 RICHARDS, Lauren vs Rice (Sep 13, 2003)
 46 RICHARDS, Lauren at Weber State (Oct 07, 2003)
 46 RICHARDS, Lauren vs Utah (Oct 10, 2003)
 44 RICHARDS, Lauren at North Texas (09-05-03)

ASSISTS 5-GAMES

55 RICHARDS, Lauren vs Penn State (Sep 13, 2003)
 54 RICHARDS, Lauren at Air Force (Oct 03, 2003)
 48 RICHARDS, Lauren vs Arkansas (09-05-03)
 5 WILSON, Kim vs Penn State (Sep 13, 2003)
 5 BOWERS, Carrie vs Arkansas (09-05-03)

DIGS

22 (5g) CRABBE, Uila vs Penn State (Sep 13, 2003)
 18 (4g) CRABBE, Uila vs Saint Louis (09-06-03)
 18 (3g) METCALF, Lindsey at SMS (09-06-03)
 16 (4g) CRABBE, Uila at North Texas (09-05-03)
 16 (4g) VARNER, April at Weber State (Oct 07, 2003)

DIGS 3-GAMES

18 METCALF, Lindsey at SMS (09-06-03)
 16 CRABBE, Uila at SMS (09-06-03)
 11 CRABBE, Uila at FLORIDA (Aug 30, 2003)
 11 CRABBE, Uila vs NEVADA (Sep 20, 2003)
 11 RICHARDS, Lauren vs NEVADA (Sep 20, 2003)

DIGS 4-GAMES

18 CRABBE, Uila vs Saint Louis (09-06-03)
 16 CRABBE, Uila at North Texas (09-05-03)
 16 VARNER, April at Weber State (Oct 07, 2003)
 15 TOGO, Melanie at Weber State (Oct 07, 2003)
 15 CRABBE, Uila vs Utah (Oct 10, 2003)

DIGS 5-GAMES

22 CRABBE, Uila vs Penn State (Sep 13, 2003)
 14 CRABBE, Uila at Air Force (Oct 03, 2003)
 11 CRABBE, Uila vs Arkansas (09-05-03)
 11 WILSON, Kim vs Penn State (Sep 13, 2003)

11 RICHARDS, Lauren vs Penn State (Sep 13, 2003)

ACES

5 WILSON, Kim vs Saint Louis (09-06-03)
 5 NIELSEN, Laura at North Texas (09-05-03)
 5 RICHARDS, Lauren vs Ohio State (Sep 12, 2003)
 5 HARTSOCK, Lindsay vs Ohio State (Sep 12, 2003)
 4 VARNER, April at AMERICAN (Aug 29, 2003)

BLOCKS (BS-BA)

11 (0-11) HARTSOCK, Lindsay vs Penn State (Sep 13, 2003)
 8 (1-7) NIELSEN, Laura vs Ohio State (Sep 12, 2003)
 7 (1-6) BOWERS, Carrie at North Texas (09-05-03)
 7 (1-6) RICHARDS, Lauren at Air Force (Oct 03, 2003)
 7 (1-6) HARTSOCK, Lindsay vs Rice (Sep 13, 2003)
 7 (0-7) BROWN, Lexi at Air Force (Oct 03, 2003)
 7 (0-7) HARTSOCK, Lindsay vs Utah (Oct 10, 2003)
 6 (1-5) HARTSOCK, Lindsay at North Texas (09-05-03)
 6 (1-5) RICHARDS, Lauren vs Penn State (Sep 13, 2003)
 6 (1-5) NIELSEN, Laura vs Penn State (Sep 13, 2003)

TEAM MATCH HIGHS

ATTACK PERCENT (K-E-TA) minimum 12 kills

.422 (52-9-102) vs Utah Valley (Sep 19, 2003)
 .363 (44-11-91) at New Mexico (Oct 02, 2003)
 .362 (77-18-163) vs Saint Louis (09-06-03)
 .348 (66-20-132) at AMERICAN (Aug 29, 2003)
 .342 (51-13-111) vs Wyoming (Sep 27, 2003)

KILLS (K-E-TA)

77 (77-18-163) 4g vs Saint Louis (09-06-03)
 76 (76-26-155) 5g at Air Force (Oct 03, 2003)
 76 (76-29-188) 5g vs Penn State (Sep 13, 2003)
 69 (69-24-161) 4g vs Rice (Sep 13, 2003)
 66 (66-20-132) 4g at AMERICAN (Aug 29, 2003)

KILLS 3-GAMES (K-E-TA)

54 (54-15-117) vs NEVADA (Sep 20, 2003)
 52 (52-9-102) vs Utah Valley (Sep 19, 2003)
 51 (51-13-111) vs Wyoming (Sep 27, 2003)
 50 (50-21-100) vs RUTGERS (Aug 29, 2003)
 46 (46-28-154) at SMS (09-06-03)

KILLS 4-GAMES (K-E-TA)

77 (77-18-163) vs Saint Louis (09-06-03)
 69 (69-24-161) vs Rice (Sep 13, 2003)
 66 (66-20-132) at AMERICAN (Aug 29, 2003)
 63 (63-30-159) vs Utah (Oct 10, 2003)
 59 (59-28-160) at Weber State (Oct 07, 2003)

KILLS 5-GAMES (K-E-TA)

76 (76-26-155) at Air Force (Oct 03, 2003)
 76 (76-29-188) vs Penn State (Sep 13, 2003)
 66 (66-20-160) vs Arkansas (09-05-03)

TOTAL ATTEMPTS (K-E-TA)

188 (76-29-188) 5g vs Penn State (Sep 13, 2003)
 173 (59-19-173) 4g at North Texas (09-05-03)
 163 (77-18-163) 4g vs Saint Louis (09-06-03)
 161 (69-24-161) 4g vs Rice (Sep 13, 2003)
 160 (59-28-160) 4g at Weber State (Oct 07, 2003)

TOTAL ATTEMPTS 3-GAMES (K-E-TA)

154 (46-28-154) at SMS (09-06-03)
 135 (35-28-135) at FLORIDA (Aug 30, 2003)
 117 (54-15-117) vs NEVADA (Sep 20, 2003)
 111 (51-13-111) vs Wyoming (Sep 27, 2003)
 106 (33-20-106) vs Colorado State (Sep 26, 2003)

TOTAL ATTEMPTS 4-GAMES (K-E-TA)

173 (59-19-173) at North Texas (09-05-03)
 163 (77-18-163) vs Saint Louis (09-06-03)
 161 (69-24-161) vs Rice (Sep 13, 2003)
 160 (59-28-160) at Weber State (Oct 07, 2003)
 159 (63-30-159) vs Utah (Oct 10, 2003)

TOTAL ATTEMPTS 5-GAMES (K-E-TA)

188 (76-29-188) vs Penn State (Sep 13, 2003)
 160 (66-20-160) vs Arkansas (09-05-03)
 155 (76-26-155) at Air Force (Oct 03, 2003)

ASSISTS

74 (4g) vs Saint Louis (09-06-03)
 67 (5g) vs Penn State (Sep 13, 2003)
 66 (5g) at Air Force (Oct 03, 2003)
 62 (4g) vs Rice (Sep 13, 2003)
 61 (5g) vs Arkansas (09-05-03)

ASSISTS 3-GAMES

48 vs RUTGERS (Aug 29, 2003)
 47 vs Utah Valley (Sep 19, 2003)
 46 vs Wyoming (Sep 27, 2003)
 42 vs NEVADA (Sep 20, 2003)
 41 at SMS (09-06-03)

ASSISTS 4-GAMES

74 vs Saint Louis (09-06-03)
 62 vs Rice (Sep 13, 2003)
 58 vs Utah (Oct 10, 2003)
 52 at Weber State (Oct 07, 2003)
 51 at North Texas (09-05-03)

ASSISTS 5-GAMES

67 vs Penn State (Sep 13, 2003)
 66 at Air Force (Oct 03, 2003)
 61 vs Arkansas (09-05-03)

DIGS

75 (4g) vs Saint Louis (09-06-03)
 74 (5g) vs Penn State (Sep 13, 2003)
 69 (4g) at North Texas (09-05-03)
 67 (4g) at Weber State (Oct 07, 2003)
 60 (4g) vs Utah (Oct 10, 2003)

DIGS 3-GAMES

57 at SMS (09-06-03)
 47 vs NEVADA (Sep 20, 2003)
 47 at FLORIDA (Aug 30, 2003)
 40 vs Wyoming (Sep 27, 2003)
 40 vs RUTGERS (Aug 29, 2003)

DIGS 4-GAMES

75 vs Saint Louis (09-06-03)
 69 at North Texas (09-05-03)
 67 at Weber State (Oct 07, 2003)
 60 vs Utah (Oct 10, 2003)
 59 vs Rice (Sep 13, 2003)

DIGS 5-GAMES

74 vs Penn State (Sep 13, 2003)
 54 vs Arkansas (09-05-03)
 46 at Air Force (Oct 03, 2003)

ACES

14 vs Saint Louis (09-06-03)
 14 vs Ohio State (Sep 12, 2003)
 12 at AMERICAN (Aug 29, 2003)
 11 at North Texas (09-05-03)
 10 at New Mexico (Oct 02, 2003)

BLOCKS

19.0 at North Texas (09-05-03)
 18.0 vs Penn State (Sep 13, 2003)
 15.5 vs Ohio State (Sep 12, 2003)
 14.0 at Air Force (Oct 03, 2003)
 14.0 at Weber State (Oct 07, 2003)
 11.5 vs Rice (Sep 13, 2003)
 11.5 vs Wyoming (Sep 27, 2003)
 10.5 vs Utah Valley (Sep 19, 2003)
 10.0 vs Utah (Oct 10, 2003)
 10.0 at FLORIDA (Aug 30, 2003)

2003 BYU Women's Volleyball Stats

BYU Cougars Match Highs (as of Sep 29, 2003)

Conference matches

INDIVIDUAL MATCH HIGHS

ATTACK PERCENT (K-E-TA) minimum 12 kills

.448 (16- 3-29) BROWN, Lexi vs Utah (Oct 10, 2003)
 .435 (12- 2-23) METCALF, Lindsey vs Wyoming (Sep 27, 2003)
 .349 (18- 3-43) WILSON, Kim at Air Force (Oct 03, 2003)
 .286 (15- 5-35) VARNER, April vs Wyoming (Sep 27, 2003)
 .179 (18-11-39) VARNER, April at Air Force (Oct 03, 2003)

KILLS (K-E-TA)

18 (18-13-48) 4g WILSON, Kim vs Utah (Oct 10, 2003)
 18 (18- 3-43) 5g WILSON, Kim at Air Force (Oct 03, 2003)
 18 (18-11-39) 5g VARNER, April at Air Force (Oct 03, 2003)
 16 (16- 3-29) 4g BROWN, Lexi vs Utah (Oct 10, 2003)
 15 (15- 5-35) 3g VARNER, April vs Wyoming (Sep 27, 2003)

KILLS 3-GAMES (K-E-TA)

15 (15- 5-35) VARNER, April vs Wyoming (Sep 27, 2003)
 12 (12- 2-23) METCALF, Lindsey vs Wyoming (Sep 27, 2003)
 11 (11- 0-19) WILSON, Kim at New Mexico (Oct 02, 2003)
 9 (9- 2-19) BOWERS, Carrie at New Mexico (Oct 02, 2003)
 9 (9- 1-17) BOWERS, Carrie vs Wyoming (Sep 27, 2003)

KILLS 4-GAMES (K-E-TA)

18 (18-13-48) WILSON, Kim vs Utah (Oct 10, 2003)
 16 (16- 3-29) BROWN, Lexi vs Utah (Oct 10, 2003)
 9 (9- 4-28) BOWERS, Carrie vs Utah (Oct 10, 2003)
 8 (8- 4-15) RICHARDS, Lauren vs Utah (Oct 10, 2003)
 5 (5- 3-20) HARTSOCK, Lindsay vs Utah (Oct 10, 2003)

KILLS 5-GAMES (K-E-TA)

18 (18- 3-43) WILSON, Kim at Air Force (Oct 03, 2003)
 18 (18-11-39) VARNER, April at Air Force (Oct 03, 2003)
 11 (11- 0-20) BROWN, Lexi at Air Force (Oct 03, 2003)
 11 (11- 7-21) BOWERS, Carrie at Air Force (Oct 03, 2003)
 7 (7- 0-11) NIELSEN, Laura at Air Force (Oct 03, 2003)

TOTAL ATTEMPTS (K-E-TA)

48 (18-13-48) 4g WILSON, Kim vs Utah (Oct 10, 2003)
 43 (18- 3-43) 5g WILSON, Kim at Air Force (Oct 03, 2003)
 39 (18-11-39) 5g VARNER, April at Air Force (Oct 03, 2003)
 35 (15- 5-35) 3g VARNER, April vs Wyoming (Sep 27, 2003)
 29 (16- 3-29) 4g BROWN, Lexi vs Utah (Oct 10, 2003)

TOTAL ATTEMPTS 3-GAMES (K-E-TA)

35 (15- 5-35) VARNER, April vs Wyoming (Sep 27, 2003)
 23 (12- 2-23) METCALF, Lindsey vs Wyoming (Sep 27, 2003)
 21 (6- 3-21) VARNER, April vs Colorado State (Sep 26, 2003)
 19 (9- 2-19) BOWERS, Carrie at New Mexico (Oct 02, 2003)
 19 (11- 0-19) WILSON, Kim at New Mexico (Oct 02, 2003)

TOTAL ATTEMPTS 4-GAMES (K-E-TA)

48 (18-13-48) WILSON, Kim vs Utah (Oct 10, 2003)
 29 (16- 3-29) BROWN, Lexi vs Utah (Oct 10, 2003)
 28 (9- 4-28) BOWERS, Carrie vs Utah (Oct 10, 2003)
 20 (5- 3-20) HARTSOCK, Lindsay vs Utah (Oct 10, 2003)
 15 (8- 4-15) RICHARDS, Lauren vs Utah (Oct 10, 2003)

TOTAL ATTEMPTS 5-GAMES (K-E-TA)

43 (18- 3-43) WILSON, Kim at Air Force (Oct 03, 2003)
 39 (18-11-39) VARNER, April at Air Force (Oct 03, 2003)
 21 (11- 7-21) BOWERS, Carrie at Air Force (Oct 03, 2003)
 20 (11- 0-20) BROWN, Lexi at Air Force (Oct 03, 2003)
 11 (7- 0-11) NIELSEN, Laura at Air Force (Oct 03, 2003)

POINTS

19.5 (18- 0- 1.5) 4g WILSON, Kim vs Utah (Oct 10, 2003)
 19.0 (18- 1- 0.0) 5g VARNER, April at Air Force (Oct 03, 2003)
 18.5 (18- 0- 0.5) 5g WILSON, Kim at Air Force (Oct 03, 2003)
 18.0 (16- 1- 1.0) 4g BROWN, Lexi vs Utah (Oct 10, 2003)
 15.5 (11- 2- 2.5) 5g BOWERS, Carrie at Air Force (Oct 03, 2003)

POINTS 3-GAMES

15.0 (15- 0- 0.0) VARNER, April vs Wyoming (Sep 27, 2003)
 14.5 (12- 0- 2.5) METCALF, Lindsey vs Wyoming (Sep 27, 2003)

12.5 (9- 2- 1.5) BOWERS, Carrie at New Mexico (Oct 02, 2003)
 11.0 (9- 0- 2.0) BOWERS, Carrie vs Wyoming (Sep 27, 2003)
 11.0 (11- 0- 0.0) WILSON, Kim at New Mexico (Oct 02, 2003)

POINTS 4-GAMES

19.5 (18- 0- 1.5) WILSON, Kim vs Utah (Oct 10, 2003)
 18.0 (16- 1- 1.0) BROWN, Lexi vs Utah (Oct 10, 2003)
 11.5 (9- 0- 2.5) BOWERS, Carrie vs Utah (Oct 10, 2003)
 9.0 (8- 1- 0.0) RICHARDS, Lauren vs Utah (Oct 10, 2003)
 8.5 (5- 2- 1.5) METCALF, Lindsey vs Utah (Oct 10, 2003)

POINTS 5-GAMES

19.0 (18- 1- 0.0) VARNER, April at Air Force (Oct 03, 2003)
 18.5 (18- 0- 0.5) WILSON, Kim at Air Force (Oct 03, 2003)
 15.5 (11- 2- 2.5) BOWERS, Carrie at Air Force (Oct 03, 2003)
 14.5 (11- 0- 3.5) BROWN, Lexi at Air Force (Oct 03, 2003)
 12.0 (7- 1- 4.0) RICHARDS, Lauren at Air Force (Oct 03, 2003)

ASSISTS

54 (5g) RICHARDS, Lauren at Air Force (Oct 03, 2003)
 46 (4g) RICHARDS, Lauren vs Utah (Oct 10, 2003)
 38 (3g) RICHARDS, Lauren vs Wyoming (Sep 27, 2003)
 32 (3g) RICHARDS, Lauren at New Mexico (Oct 02, 2003)
 25 (3g) RICHARDS, Lauren vs Colorado State (Sep 26, 2003)

ASSISTS 3-GAMES

38 RICHARDS, Lauren vs Wyoming (Sep 27, 2003)
 32 RICHARDS, Lauren at New Mexico (Oct 02, 2003)
 25 RICHARDS, Lauren vs Colorado State (Sep 26, 2003)
 5 METCALF, Lindsey vs Wyoming (Sep 27, 2003)
 1 TOGO, Melanie at New Mexico (Oct 02, 2003)

ASSISTS 4-GAMES

46 RICHARDS, Lauren vs Utah (Oct 10, 2003)
 5 METCALF, Lindsey vs Utah (Oct 10, 2003)
 2 CRABBE, Uila vs Utah (Oct 10, 2003)
 2 BOWERS, Carrie vs Utah (Oct 10, 2003)
 1 HARTSOCK, Lindsay vs Utah (Oct 10, 2003)

ASSISTS 5-GAMES

54 RICHARDS, Lauren at Air Force (Oct 03, 2003)
 4 CRABBE, Uila at Air Force (Oct 03, 2003)
 4 HARTSOCK, Lindsay at Air Force (Oct 03, 2003)
 3 BOWERS, Carrie at Air Force (Oct 03, 2003)
 1 VARNER, April at Air Force (Oct 03, 2003)

DIGS

15 (4g) CRABBE, Uila vs Utah (Oct 10, 2003)
 14 (5g) CRABBE, Uila at Air Force (Oct 03, 2003)
 11 (4g) METCALF, Lindsey vs Utah (Oct 10, 2003)
 11 (4g) WILSON, Kim vs Utah (Oct 10, 2003)
 10 (5g) VARNER, April at Air Force (Oct 03, 2003)

DIGS 3-GAMES

10 CRABBE, Uila vs Colorado State (Sep 26, 2003)
 10 METCALF, Lindsey vs Wyoming (Sep 27, 2003)
 10 RICHARDS, Lauren vs Colorado State (Sep 26, 2003)
 10 VARNER, April vs Wyoming (Sep 27, 2003)
 9 CRABBE, Uila at New Mexico (Oct 02, 2003)

DIGS 4-GAMES

15 CRABBE, Uila vs Utah (Oct 10, 2003)
 11 METCALF, Lindsey vs Utah (Oct 10, 2003)
 11 WILSON, Kim vs Utah (Oct 10, 2003)
 6 RICHARDS, Lauren vs Utah (Oct 10, 2003)
 5 BOWERS, Carrie vs Utah (Oct 10, 2003)

DIGS 5-GAMES

14 CRABBE, Uila at Air Force (Oct 03, 2003)
 10 VARNER, April at Air Force (Oct 03, 2003)
 6 WILSON, Kim at Air Force (Oct 03, 2003)
 5 RICHARDS, Lauren at Air Force (Oct 03, 2003)
 4 BOWERS, Carrie at Air Force (Oct 03, 2003)

ACES

3 VARNER, April at New Mexico (Oct 02, 2003)
 2 RICHARDS, Lauren vs Wyoming (Sep 27, 2003)
 2 BOWERS, Carrie at Air Force (Oct 03, 2003)
 2 BOWERS, Carrie at New Mexico (Oct 02, 2003)
 2 CASTILLO, Sahara vs Wyoming (Sep 27, 2003)

BLOCKS (BS-BA)

7 (1- 6) RICHARDS, Lauren at Air Force (Oct 03, 2003)
 7 (0- 7) BROWN, Lexi at Air Force (Oct 03, 2003)
 7 (0- 7) HARTSOCK, Lindsey vs Utah (Oct 10, 2003)
 5 (0- 5) BOWERS, Carrie at Air Force (Oct 03, 2003)
 5 (0- 5) METCALF, Lindsey vs Wyoming (Sep 27, 2003)
 5 (0- 5) METCALF, Lindsey vs Colorado State (Sep 26, 2003)
 5 (0- 5) NIELSEN, Laura at Air Force (Oct 03, 2003)
 5 (0- 5) BOWERS, Carrie vs Utah (Oct 10, 2003)
 4 (1- 3) HARTSOCK, Lindsey vs Colorado State (Sep 26, 2003)
 4 (0- 4) BROWN, Lexi vs Wyoming (Sep 27, 2003)

34 (3g) at New Mexico (Oct 02, 2003)

DIGS 3-GAMES

40 vs Wyoming (Sep 27, 2003)
 37 vs Colorado State (Sep 26, 2003)
 34 at New Mexico (Oct 02, 2003)

DIGS 4-GAMES

60 vs Utah (Oct 10, 2003)

DIGS 5-GAMES

46 at Air Force (Oct 03, 2003)

TEAM MATCH HIGHS

ATTACK PERCENT (K-E-TA) minimum 12 kills

.363 (44-11- 91) at New Mexico (Oct 02, 2003)
 .342 (51-13-111) vs Wyoming (Sep 27, 2003)
 .323 (76-26-155) at Air Force (Oct 03, 2003)
 .208 (63-30-159) vs Utah (Oct 10, 2003)
 .123 (33-20-106) vs Colorado State (Sep 26, 2003)

KILLS (K-E-TA)

76 (76-26-155) 5g at Air Force (Oct 03, 2003)
 63 (63-30-159) 4g vs Utah (Oct 10, 2003)
 51 (51-13-111) 3g vs Wyoming (Sep 27, 2003)
 44 (44-11- 91) 3g at New Mexico (Oct 02, 2003)
 33 (33-20-106) 3g vs Colorado State (Sep 26, 2003)

KILLS 3-GAMES (K-E-TA)

51 (51-13-111) vs Wyoming (Sep 27, 2003)
 44 (44-11- 91) at New Mexico (Oct 02, 2003)
 33 (33-20-106) vs Colorado State (Sep 26, 2003)

KILLS 4-GAMES (K-E-TA)

63 (63-30-159) vs Utah (Oct 10, 2003)

KILLS 5-GAMES (K-E-TA)

76 (76-26-155) at Air Force (Oct 03, 2003)

TOTAL ATTEMPTS (K-E-TA)

159 (63-30-159) 4g vs Utah (Oct 10, 2003)
 155 (76-26-155) 5g at Air Force (Oct 03, 2003)
 111 (51-13-111) 3g vs Wyoming (Sep 27, 2003)
 106 (33-20-106) 3g vs Colorado State (Sep 26, 2003)
 91 (44-11- 91) 3g at New Mexico (Oct 02, 2003)

TOTAL ATTEMPTS 3-GAMES (K-E-TA)

111 (51-13-111) vs Wyoming (Sep 27, 2003)
 106 (33-20-106) vs Colorado State (Sep 26, 2003)
 91 (44-11- 91) at New Mexico (Oct 02, 2003)

TOTAL ATTEMPTS 4-GAMES (K-E-TA)

159 (63-30-159) vs Utah (Oct 10, 2003)

TOTAL ATTEMPTS 5-GAMES (K-E-TA)

155 (76-26-155) at Air Force (Oct 03, 2003)

ASSISTS

66 (5g) at Air Force (Oct 03, 2003)
 58 (4g) vs Utah (Oct 10, 2003)
 46 (3g) vs Wyoming (Sep 27, 2003)
 35 (3g) at New Mexico (Oct 02, 2003)
 28 (3g) vs Colorado State (Sep 26, 2003)

ASSISTS 3-GAMES

46 vs Wyoming (Sep 27, 2003)
 35 at New Mexico (Oct 02, 2003)
 28 vs Colorado State (Sep 26, 2003)

ASSISTS 4-GAMES

58 vs Utah (Oct 10, 2003)

ASSISTS 5-GAMES

66 at Air Force (Oct 03, 2003)

DIGS

60 (4g) vs Utah (Oct 10, 2003)
 46 (5g) at Air Force (Oct 03, 2003)
 40 (3g) vs Wyoming (Sep 27, 2003)
 37 (3g) vs Colorado State (Sep 26, 2003)

ACES

10 at New Mexico (Oct 02, 2003)
 6 vs Wyoming (Sep 27, 2003)
 5 vs Utah (Oct 10, 2003)
 5 at Air Force (Oct 03, 2003)
 1 vs Colorado State (Sep 26, 2003)

BLOCKS

14.0 at Air Force (Oct 03, 2003)
 11.5 vs Wyoming (Sep 27, 2003)
 10.0 vs Utah (Oct 10, 2003)
 8.0 vs Colorado State (Sep 26, 2003)
 7.0 at New Mexico (Oct 02, 2003)



2
MANDI KIHOLM
6-1 JR RS



3
APRIL VARNER
6-0 JR OH



4
MELANIE TOGO
5-6 SO L



5
LAUREN RICHARDS
6-0 SO S



6
LINDSEY METCALF
6-0 JR OH



7
KIMBERLY WILSON
6-0 SO OH



8
CARRIE BOWERS
6-2 SR RS



9
LEXI BROWN
6-1 SO MB



10
ERICA LOTT
6-2 FR OH/MB



11
LINDSEY KEARL
5-8 JR L



12
UIILA CRABBE
5-7 SR L



13
CATHERINE PARKER
6-2 FR MB



14
LINDSY HARTSOCK
6-4 FR MB



15
SAHARA CASTILLO
5-11 SR OH



16
LINDSEY EVANS
5-9 FR L



17
STACIE POWELL
5-6 FR S/DS



18
LAURA NIELSEN
6-1 SR MB



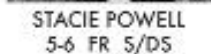
19
AMY HULSE
6-1 FR MB



20
JENNA JUDKINS
5-10 FR S



21
ANNIE KEMP
5-8 FR L



23
KIMBERLY DABO
5-11 FR OH

PRONUNCIATION GUIDE:

Mandi Kiholm: Mandi KI-hoic-m

Melanie Togo: Melanie TOH-go

Uila Crabbe: WEE-luh CRAB

Sahara Castillo: SAHA-ra Kah-STE-oh

Kimberly Dabo: Kimberly DAH-bo