

2011-12 BYU BASKETBALL GAME NOTES

Game 22 — BYU (16-5, 5-2) at Pepperdine (7-11, 1-6)

Saturday, Jan. 21, 2012 • 5 p.m. PT
 Malibu, California • Firestone Fieldhouse (3,104)



TV: BYUtv
TV Talent: Dave McCann (play by play) and Steve Cleveland (analyst)
Live Video: BYUtv.org
Radio: KSL 102.7 FM / 1160 AM
 BYU Radio - Sirius XM 143
Radio Talent: Greg Wrubell (play-by-play) and Mark Durrant (analyst)
Live Audio: KSL.com
Live Stats: BYUcougars.com

2011-12 SCHEDULE

All times local to site

OCTOBER

26	Wed	Cougar Tipoff (Exhibition)	74-71
29	Sat	Midwestern State (Exh-BYUtv) W	91-74

NOVEMBER

4	Fri	Dixie State (Exh-BYUtv)	W, 96-85
11	Fri	@ Utah State (KCSG)	L, 62-69
15	Tue	BYU-Hawaii (BYUtv)	W, 73-52
18	Fri	Longwood (BYUtv)*	W, 92-60
22	Tue	Prairie View A&M (BYUtv)*	W, 90-51
25	Fri	vs. Nevada (BYUtv)*	W, 76-55
26	Sat	vs. Wisconsin*	L, 56-73
30	Wed	vs. Northern Arizona (BYUtv) ^	W, 87-52
		Tim's Toyota Center	

DECEMBER

3	Sat	vs. Oregon (ESPNU)	W, 79-65
		EnergySolutions Arena	
7	Wed	Weber State (BYUtv)	W, 94-66
10	Sat	@ Utah (FSN)	W, 61-42
17	Sat	Baylor (BYUtv)	L, 83-86
20	Tue	Buffalo (BYUtv)	W, 93-78
22	Thu	UC Santa Barbara (BYUtv)	W, 89-75
27	Tue	Cal State San Marcos (BYUtv)	W, 79-51
29	Thu	@ Saint Mary's (ESPN2)	L, 82-98
31	Sat	San Diego (BYUtv)	W, 88-52

JANUARY

5	Thu	@ Loyola Marymount	W, 73-65
7	Sat	San Francisco (BYUtv)	W, 81-56
14	Sat	Santa Clara (ESPNU)	W, 95-78
16	Mon	@ San Diego (BYUtv)	W, 82-63
19	Thu	Loyola Marymount (BYUtv)	L, 68-82
21	Sat	@ Pepperdine (BYUtv)	5 pm
25	Wed	@ Virginia Tech (ESPN3)	7 pm
28	Sat	Saint Mary's (ESPNU)	7 pm

FEBRUARY

2	Thu	Gonzaga (ESPN2)	9 pm
4	Sat	@ Portland	7 pm
11	Sat	Pepperdine (BYUtv)	4 pm
16	Thu	@ San Francisco (ESPNU)	7 pm
18	Sat	@ Santa Clara (ESPNU)	4 pm
23	Thu	@ Gonzaga (ESPN2)	8 pm
25	Sat	Portland (BYUtv)	4 pm
29	Wed	WCC Championships	TBA

MARCH

1	Thu	WCC Championships	TBA
2	Fri	WCC Championships (ESPNU)	TBA
3	Sat	WCC Championships (ESPN2)	TBA
5	Mon	WCC Championships (ESPN/ESPN2)	TBA

* Chicago Invitational Challenge

^ Lumberjack Classic

BYU ATHLETIC COMMUNICATIONS

30 Smith Field House • Provo, Utah 84602 • BYUcougars.com • (801) 422-8948
 MBB Contact: Kyle Chilton • O: (801) 422-4909 • C: (801) 372-2080 • kyle_chilton@byu.edu

BYU Cougars	Pepperdine	Series Information	Up Next
2011-12 Record 16-5	2011-12 Record 7-11	Series tied 4-4	at Virginia Tech
WCC Record 5-2	WCC Record 1-6	Last Meeting	Wednesday, Jan. 25, 7 p.m. EST .
Head Coach Dave Rose	Head Coach Marty Wilson BYU won 82-53, 11/18/08	TV
Alma Mater. ... Houston, 1983	Alma Mater. ... Pepperdine, 1989	In Provo	None
Career Record. ... 175-50 (7th)	Career Record. ... 7-11 (1st)	At Pepperdine	Online Video ESPN3.com
Record at BYU	Record at Pepperdine ... Same	Neutral	Radio KSL Newsradio
			Online Audio KSL.com

QUICK HITS

- Dave Rose is second in program history in wins (175) and first in winning percentage (.778).
- After scoring a career-high 28 points against Loyola Marymount, Noah Hartsock is now 17 points from 1,000 career points. He is poised to become the 43rd member of the 1,000-point club at BYU.
- At 5-2 in West Coast Conference play, BYU has nine conference games remaining. Under Dave Rose, the Cougars have gone 8-1 in their final nine conference games five times and 7-2 once.

PROJECTED STARTERS



#10 • Matt Carlino • G
 6-2 • 175 • Fr.
 Scottsdale, Ariz.
 Bloomington South HS
Pts Reb Ast Stl
 13.7 3.5 4.9 1.5

Has scored in double figures in 8 games including his first five collegiate games ... has hit a 3-pointer in all 11 games ... has posted 6-plus assists five times ... made collegiate debut on Dec. 17 against Baylor ... posted a double-double against Buffalo with 10 points, 11 assists ... had 21 points, 8 assists vs. SCU



#13 • Brock Zylstra • G
 6-6 • 210 • Jr.
 La Verne, Calif.
 Bonita HS
Pts Reb Ast Stl
 9.2 4.2 2.2 1.2

Has started all 21 games this season ... shooting .496 from the field and .449 from three ... scored a career-best 26 vs. Buffalo ... had 23 points vs. Northern Arizona ... against San Francisco tied the BYU record for consecutive threes in a game without a miss with 6 and scored 22 points ... has hit a three in 17 of 21 games ... has 3-plus assists in 10 games



#1 • Charles Abouo • G
 6-5 • 215 • Sr.
 Abidjan, Cote d'Ivoire
 Brewster Academy
Pts Reb Ast Stl
 11.3 6.0 3.1 1.1

Has started all 21 games ... shooting .436 from the field, .385 from 3 ... has scored in double figures 12 times this season ... had a double-double with 19 points, 16 rebounds vs. Longwood ... had 12 rebounds vs. Oregon ... totaled 14 points, 7 boards, 7 assists at San Diego ... has posted 4-plus assists eight times ... has posted 2-plus steals eight times



#34 • Noah Hartsock • F
 6-8 • 230 • Sr.
 Bartlesville, Okla.
 Bartlesville HS
Pts Reb Ast Blk
 17.3 5.5 1.7 1.6

Leads the team in scoring and blocked shots ... is shooting .583 from the field and .817 from the free throw line ... has scored in double figures in 20 of 21 games this season ... has scored 20-plus points 7 times ... has shot .500 or better in all but four games and .600 or better in 10 games ... WCC Player of the Month for December



#0 • Brandon Davies • F
 6-9 • 235 • Jr.
 Provo, Utah
 Provo HS
Pts Reb Ast Stl
 13.4 8.2 2.1 1.2

Averaging a double-double in WCC play with 17.9 ppg and 10.1 rpg ... has five double-doubles ... averaging at least one of everything (pts, reb, ast, stl, blk) ... shooting .507 from the field and .695 from the free throw line ... has scored in double figures in nine-straight games ... named MWC Player of the Week (Jan. 2)

OFF THE BYU BENCH

2	Craig Cusick	G	6-2	185	Jr.	3.4	1.3	Orem, Utah (Utah)
5	Chris Collinsworth	F	6-9	235	So.	0.0	0.5	Provo, Utah (Provo HS)
12	Josh Sharp	F	6-7	185	Fr.	1.7	1.8	Highland, Utah (Utah)
14	Nick Martineau	G	6-0	170	Jr.	0.6	0.4	Fruit Heights, Utah (Davis HS)
20	Anson Winder	G	6-3	195	Fr.	4.3	1.4	Las Vegas, Nev. (Bishop Gorman HS)
21	Stephen Rogers	F	6-8	195	Jr.	7.7	2.1	Mesa, Ariz. (Mesa CC)
24	Damarcus Harrison	G	6-5	190	Fr.	3.8	1.1	Greenwood, S.C. (Christ School)
33	Nate Austin	F/C	6-10	215	Fr.	4.5	3.9	Alpine, Utah (Lone Peak HS)

Redshirts

3	Austin Nelson	G	6-0	160	Fr.	—	—	Henderson, Nev. (Coronado HS)
15	Jaren Sweeney	G/F	6-5	190	Fr.	—	—	Mesa, Ariz. (Mountain View HS)
42	Ian Harward	F/C	6-10	215	Fr.	—	—	Orem, Utah (Orem HS)

Has hit a 3-pointer in 6 of 7 WCC games, 9 of 12 from 3 in WCC play
 Had his right knee scoped on Dec. 13, out 6 to 12 weeks from that date
 Had 1 rebound in 2 minutes vs. Loyola Marymount
 Did not play vs. Loyola Marymount
 Totaled 2 points and 1 steal in 9 minutes vs. Loyola Marymount
 Did not play vs. Loyola Marymount due to knee soreness, listed as day-to-day
 Played 5 minutes vs. Loyola Marymount
 Had 2 points and 2 rebounds vs. Loyola Marymount

Coronado's all-time leader in scoring and assists
 Earned first-team all-state honors and helped Mountain View to a state title
 Prepped at Orem High School where he averaged 14.0 points as a senior



BYU SERIES VS. PEPPERDINE

Overall Series Record: Series tied, 4-4
 BYU Record in Provo: 3-1
 BYU Record at Pepperdine: 1-3
 BYU Record at Neutral Sites: N/A
 BYU Record under Dave Rose: 2-0

12-29-44	at Pepperdine	51-56	L
12-15-49	at Pepperdine*	39-45	L
12-14-85	Pepperdine ^	73-83	L
12-13-97	Pepperdine ^	53-52	W
1-5-02	at Pepperdine(OT)	79-82	L
1-2-03	Pepperdine	84-68	W
12-15-07	Pepperdine	86-67	W
11-18-08	at Pepperdine	82-53	W

*Los Angeles Invitational
 ^ Cougar Classic

COMPARING THE STATS

Season Averages Overall	BYU	Pepperdine
Points Scored/Game	80.1	58.1
Points Allowed/Game	65.2	62.9
Rebounds/Game	40.0	36.2
Rebounds Allowed/Game	32.9	33.2
Assists/Game	18.7	11.4
Steals/Game	7.8	5.0
Blocks/Game	4.4	3.6
Turnovers	13.8	14.0
FG Percentage	.485	.387
FG Percentage Defense	.396	.412
3FG Percentage	.379	.330
3FG/Game	7.7	5.1
3FG Percentage Defense	.316	.336
FT Percentage	.699	.696

PEPPERDINE'S PROBABLE STARTERS

Name	Ht.	Pos.	Ppg	Rpg
Taylor Darby	6-8	230	11.1	5.9
Corbin Moore	6-10	235	9.6	8.6
Joshua Lowery	6-3	200	8.3	4.1
Caleb Willis	6-2	220	6.9	3.7
Jordan Baker	6-4	185	8.6	2.5

BY THE NUMBERS

5 The number of double-doubles for Brandon Davies this season. He had 18 points and 13 rebounds vs. Baylor, 14 points at 13 rebounds vs. Cal State San Marcos, 21 points and 22 rebounds vs. San Diego, 15 points and 10 rebounds at Loyola Marymount and 12 points and 12 rebounds at San Diego.

6 The number of different players who have scored 20-plus points in a single game this season. Brandon Davies scored 25 vs. BYU-Hawaii, 28 at Saint Mary's, 21 vs. San Diego and 23 vs. Santa Clara; Charles Abouo had 22 vs. Nevada; Noah Hartsock had 21 vs. Nevada, 23 vs. Oregon, 21 vs. UC Santa Barbara, 20 vs. Cal State San Marcos, 21 at Loyola Marymount, 21 vs. Santa Clara and 28 vs. Loyola Marymount; Brock Zylstra scored 23 vs. Northern Arizona, 26 vs. Buffalo and 22 vs. San Francisco; Anson Winder had 20 vs. Buffalo and Matt Carlino had 22 vs. UC Santa Barbara and 21 vs. Santa Clara.

6 The number of 20-win seasons for BYU head coach Dave Rose. He is the second coach in BYU history to begin his career with six-straight 20-win seasons. Rose is tied with Roger Reid and Stan Watts for the most 20-win seasons in BYU history. Rose also has five 25-win seasons, a program record.

20-20 Brandon Davies had 21 points and 22 rebounds vs. San Diego on Dec. 31, 2011, BYU's first 20-20 game since Mark Handy had 20 points and 23 rebounds vs. Wyoming on March 7, 1975.

27 The number of 3-pointers BYU hit during a two-game stretch (vs. Longwood and Prairie View A&M). The 27 3s are a BYU record for most 3s in a two-game stretch. The Cougars shot .563 (27 of 48) from three during the two games.

56.9 BYU's shooting percentage against Santa Clara at home (33 of 58), a season best. The Cougars hit 15 of 28 in the first half (53.6 percent) and were even better in the second half at 18 of 30 (60.0 percent). BYU has shot 50.0 percent or better nine times this season and is 9-0 in those games.

64.5 The percentage of field goals BYU has assisted on this season (364 assists on 558 field goals). The Cougars set their season best ratio with assists on 93.1 percent of their field goals against San Francisco (27 assists on 29 field goals). The 93.1 percent mark is the third-highest ratio in program history.

103 BYU's win total the last four seasons (25 in 2008-09, 30 in 2009-10, 32 in 2010-11 and 15 this season). Charles Abouo has played in all 103 wins over the last four seasons to place him tied for third all-time in program history in wins played in behind Jimmer Fredette (112), Jackson Emery (106) and Jonathan Tavernari (103). Noah Hartsock has played in 98 wins (Hartsock missed six games his freshman season — 2008-09 — with a sprained ankle).

155 The number of career blocks for senior Noah Hartsock, fourth all-time in program history. Hartsock had a season-best four blocks vs. Wisconsin, vs. Oregon and at Utah. Greg Kite is first with 208 blocks, Shawn Bradley is second with 177 and Russell Larson is third with 166.

175 BYU head coach Dave Rose's win total. He is second all-time in career wins at BYU behind Stan Watts (371 victories from 1949-72), a member of the Basketball Hall of Fame.

LAST TIME OUT: BYU VS. LOYOLA MARYMOUNT

PROVO, Utah – Despite a career-high 28 points from senior Noah Hartsock the BYU men's basketball team lost its first home West Coast Conference game 82-68 against Loyola Marymount Thursday at the Marriott Center.

Hartsock hit 10 of his 14 shots to lead the game in scoring. Junior Brandon Davies joined Hartsock in double figures with 14 points and nine rebounds. Senior Charles Abouo also hit double digits with 10 points.

Poor shooting doomed the Cougars as the team shot just 2 of 25 (8%) from beyond the arc and 23 of 60 (38.3%) from the field. BYU also lost the rebound battle to the Lions by a margin of 42-33.

Offensive struggles marred the first half for the Cougars as the team shot 0 of 12 from three-point range and 6 of 12 from the free throw line. Hartsock hit six of his seven first half shots for 15 points but the remainder of the team managed just five makes in 24 field goal attempts.

BYU held the lead early behind Hartsock's strong post play but lost the lead when LMU went on an 8-0 run that made the score 25-19 with 6:35 remaining. The Cougars responded with a 6-0 run that culminated with a three-point play by Abouo.

Following the short Cougar run, the Lions scored seven straight to build up a 34-28 halftime lead. The deficit marked the first time this season the Cougars have trailed at halftime in the Marriott Center.

Hartsock scored eight of the first 10 points for BYU to open the second half much like the first. Despite Hartsock's scoring, the Lions extended the lead to double digits at 46-36 in the first three minutes of the half.

The Cougars narrowed the lead to two several times, including at 61-59 with just over four minutes remaining, but were never able to completely close the gap. LMU outscored the Cougars 21-9 in the final four minutes to secure the road victory.



2011-12 BYU QUICK FACTS

UNIVERSITY INFO

Location: Provo, Utah 84602
 Elevation: 4,553 feet
 Enrollment: 32,955 (Daytime)
 Founded: October 15, 1875
 Owned: The Church of Jesus Christ of Latter-day Saints
 Nickname: Cougars
 Mascot: Cosmo
 Colors: Blue and White
 Arena (capacity): Marriott Center (22,700)
 Conference: West Coast Conference
 President: Cecil O. Samuelson (Utah, 1966)
 Athletic Director: Tom Holmoe (BYU, 1983)
 Athletic Website: byucougars.com
 Tickets: 422-BYU1 or 1-800-322-BYU1

BYU COACHING STAFF

Head Coach: Dave Rose
 Alma Mater (year): Houston (1983)
 Record at School (years): 175-50 (7th year)
 Career Division I Record (years): same
 Basketball Office Fax: (801) 422-5965
 Assistant Coaches (Alma Mater, year)
 Terry Nashif (BYU, 2005)
 Tim LaComb (Utah, 2006)
 Mark Pope (Kentucky, 1996)
 Dir. of Basketball Operations: Mike Hall (BYU, 2005)

2010-11 REVIEW

2010-11 Overall Record: 32-5
 Conference Record/Finish: 14-2 (T-1st MWC)
 2011 Postseason: (2-1) Lost, NCAA Regional Semifinals (New Orleans) vs. Florida, 74-83 (OT)
 2011 Final National Ranking: 10/13

2011-12 PREVIEW

Lettermen Returning/Lost: 7/5
 Newcomers: 7
 Returning Redshirt Freshmen: 2
 Starters Returning/Lost: 3/3
 Returning Scoring: 38.6% (1162 of 3,012 pts)
 Returning Rebounding: 60.0% (856 of 1,425 reb)
 Returning Assists: 33.3% (179 of 538 ast)
 Returning Blocks: 82.0% (123 of 150)
 Returning Minutes: 45.2% (3,379 of 7,474)

BYU HISTORY

First Year of Basketball: 1903
 Overall All-Time Record: 1656-1010 (.621)
 Winning Seasons: 84 (last 2011)
 Regular Season Conf. Championships: 29 (last 2011)
 Postseason Appearances (record): 36 (26-37)
 Total NCAA Appearances (record): 26 (14-29)
 Last NCAA Appearance: 2011
 Second Round: W vs. Wofford, 74-66
 Third Round: W vs. Gonzaga, 89-67
 Sweet 16: L vs. Florida, 74-83 (OT)
 Total NIT Appearances (Record): 10 (12-8)
 Last NIT Appearance: 2006
 Result: (0-1) lost at Houston, 77-67

OLD RELIABLE

Since the seventh game of his sophomore season (2009-10), Noah Hartsock has started 87 of 88 games, including all 21 this season. The only game he did not start during that stretch was the first game of last season when he scored 21 points against Fresno State, a career high at the time. Along the way, Hartsock has climbed the rankings into BYU's top-four shot blockers and is now 17 points away from 1,000 career points.

FRESHMEN FINDING THEIR WAY

Several freshmen have made significant contributions this season. Some of the top performances by BYU's freshmen this season are listed below.

Name	Opponent	Stats
Josh Sharp	BYU-Hawaii	5 points, 6 boards, 1 assist, 1 steal
Josh Sharp	Prairie View A&M	5 points, 6 boards, 1 assist
Anson Winder	Longwood	8 points, 5 assists
Anson Winder	Prairie View A&M	11 points, 4 assists, 3 rebounds
Anson Winder	vs. Nevada	9 points, 4 rebounds, 4 assists, 4 steals
Anson Winder	vs. Northern Arizona	3 points, 9 assists, 2 blocks, 3 steals
Anson Winder	vs. Oregon	10 points, 2 3s, 6 assists, 1 steal
Damarcus Harrison	Longwood	11 points, 3 3s
Damarcus Harrison	Baylor	8 points, 3 boards, 1 assist, 1 block, 1 steal
Damarcus Harrison	Cal State San Marcos	8 points, 3 rebounds, 2 assists, 2 steals
Nate Austin	vs. Northern Arizona	11 points, 5 of 6 shooting, 4 rebounds
Nate Austin	vs. Oregon	9 points, 4 of 7 shooting, 6 rebounds
Nate Austin	Weber State	15 points, 7 of 8 shooting, 9 rebounds, 1 block
Nate Austin	Buffalo	7 points, 9 rebounds, 1 assist, 1 steal
Nate Austin	at Loyola Marymount	8 points, 4 of 5 shooting, 6 rebounds
Nate Austin	San Francisco	4 points, 9 rebounds, 1 assist, 1 steal
Matt Carlino	Baylor	18 points, 4 of 8 3s, 2 assists, 1 block, 1 steal
Matt Carlino	Buffalo	10 points, 11 assists, 7 rebounds, 3 steals
Matt Carlino	UC Santa Barbara	22 points, 6 assists, 1 block, 2 steals
Matt Carlino	Cal State San Marcos	19 points, 2 rebounds, 3 steals
Matt Carlino	at Saint Mary's	13 points, 6 assists, 4 rebounds
Matt Carlino	at Loyola Marymount	9 points, 7 assists, 1 steal
Matt Carlino	San Francisco	12 points, 4 assists, 2 steals
Matt Carlino	Santa Clara	21 points, 3 rebounds, 8 assists, 1 block, 1 steal

NO, I WON'T GET OUT OF YOUR WAY

Junior forward Brandon Davies has made a habit of making the opposition pay when they drive to the basket. On the season he has taken 24 charges, including a season-best four at Utah State. He took three charges against BYU-Hawaii, at Saint Mary's and vs. Loyola Marymount and two charges three times. Nate Austin has taken his fair share of charges as well with a total of 16. He took three charges against Longwood and Buffalo and two three times.

ALL-TIME BLOCKS LEADERS

Noah Hartsock has established himself as one of the best shot blockers in BYU history. He is currently fourth all-time in program history.

Blocks	Seasons	GP	Blocks	Blocks/G
1. Greg Kite	1979-83	112	208	1.9
2. Shawn Bradley	1990-91	34	177	5.2
3. Russell Larson	1991-95	129	166	1.3
4. Noah Hartsock	2008-present	121	155	1.3

CARLINO'S DEBUT

Matt Carlino made his long awaited debut against No. 6 Baylor on Dec. 17, 2011. He totaled 18 points, four 3-pointers and two assists. Here are some of the top debuts by BYU freshmen.

Shawn Bradley	11/14/90	East Tennessee State	23 points, 14 rebounds, 5 blocks, 8-15 FGs
Mike Rose	11/21/03	Southern Utah	26 points, 8-13 3-pointers, 6 assists
Russell Larson	11/26/91	Utah State	21 points, 12 rebounds, 3 blocks, 8-10 FGs
Matt Carlino	12/17/11	No. 6 Baylor	18 points, 4-8 3s, 2 assists, 1 block, 1 steal
Danny Ainge	11/26/77	UCLA	13 points, 6 rebounds, 2 assists
Mark Bigelow	11/13/98	Wofford	12 points, 6 rebounds, 2 assists, 4-6 FGs
Devin Durrant	11/24/78	Hawaii	13 points, 5 rebounds, 3 assists, 1 block, 1 steal



AMONG THE NATION'S BEST

BYU men's basketball is one of the most successful programs in the nation in recent history. See below.

Best Combined Record 09-10 and 10-11

Team	W	L	Pct.
1. Kansas	68	6	.919
2. Duke	67	10	.870
3. Ohio State	63	11	.851
4. <i>BYU</i>	62	11	.849
5. Kentucky	64	12	.842

Teams With 25 Wins, Last Five Seasons

- *BYU*
- Butler
- Kansas
- Pittsburgh

NEW HOME

The 2011-12 season is BYU's first as a member of the West Coast Conference. The Cougars have played each member of the league at least twice all time. See below for BYU's all-time record vs. its new conference and its record under Dave Rose vs. those teams.

Opponent	All-time	Rose vs.	In 11-12
Gonzaga	1-1	1-0	0-0
LMU	2-3	2-2	1-1
Pepperdine	4-4	2-0	0-0
Portland	5-0	3-0	0-0
St. Mary's	8-3	1-1	0-1
San Diego	4-0	2-0	2-0
USF	6-5	2-0	1-0
Santa Clara	16-5	1-0	1-0
<i>Total</i>	<i>46-21</i>	<i>14-3</i>	<i>5-2</i>

ROSTER BREAKDOWN

Starters Returning	Pos.	Yr.	In 2010-11		
			Ppg	Rpg	Exp
Charles Abouo	G/F	Sr.	7.2	4.8	3L
Brandon Davies	F	Jr.	11.1	6.2	2L
Noah Hartsock	F	Sr.	8.6	5.9	3L

Other Returnees	Pos.	Yr.	In 2010-11		
			Ppg	Rpg	Exp
Matt Carlino**	G	Fr.	—	—	RS
Chris Collinsworth	F	So.	5.9	5.6	2L
Craig Cusick ^	G	Jr.	—	—	PS
Nick Martineau	G	Jr.	0.7	0.4	2L
Stephen Rogers	F	Jr.	4.1	2.2	1L
Anson Winder**	G	Fr.	—	—	RS
Brock Zylstra	G	Jr.	1.1	1.3	2L

** Redshirted in 2010-11
 ^ A member of the practice squad in 2010-11

Newcomers	Pos.	Yr.
Nate Austin	F/C	Fr.
Damarcus Harrison	G	Fr.
Ian Harward	F/C	Fr.
Austin Nelson	G	Fr.
Josh Sharp	F	Fr.
Jaren Sweeney	G/F	Fr.

BYU BASKETBALL ON KSL NEWSRADIO/BYU RADIO

(102.7 FM and 1160 AM; SiriusXM 143)

The "Voice of the Cougars" is KSL Newsradio's Greg Wrubell, in his 16th season as the play-by-play broadcaster for BYU Basketball. Joining Wrubell on the broadcasts is former Cougar letterman Mark Durrant, in his 15th year as game analyst. All game broadcasts start one hour prior to tipoff with "Cougar Pregame Live."

Other Ways to Listen

Fans can listen to the radio broadcasts via ksl.com and byuradio.org, and via the KSL and KSLGameCenter apps for iPhone and Android. Those in the Marriott Center can listen to home game broadcasts by tuning their portable radios to KSL's delay-free and static-free in-arena translator at 1100 AM.

Network Affiliates

- KMGR 95.9 FM - Manti, Utah
- KDXU 890 AM - St. George, Utah
- KSUB 590 AM - Cedar City, UT
- KTHK 105.5 FM - Blackfoot, Idaho Falls, Pocatello, Idaho

"BYU BASKETBALL WITH HEAD COACH DAVE ROSE" ON KSL NEWSRADIO/BYU RADIO

Dave Rose's weekly radio show is broadcast live from Legends Grille on the BYU campus, Tuesdays from 7 to 8 p.m. MST. The show will feature appearances by BYU players and coaches, and a question-and-answer segment with Coach Rose.

"BYU BASKETBALL WITH HEAD COACH DAVE ROSE" ON KSL 5 TV

Dave Rose's weekly television show airs Sunday evenings at 11 p.m. MST. The show will include weekly features on BYU players and coaches, and an "X's and O's" segment with Coach Rose.

SHARING THE ROCK

In BYU's 81-56 victory over San Francisco on Jan. 7, the Cougars had one of the best games in program history in terms of sharing the basketball. BYU hit 29 shots against the Dons and assisted on 27, including all 16 baskets in the first half and the first 18 of the game. The 27 assists on 29 made shots is a ratio of .931, the third best in a single-game in program history. The BYU record for a single game was set in 2001 against Idaho when BYU had assists on 20 of 21 baskets (.952).

#winning NUMBERS

BYU has achieved a high level of success under Dave Rose. See some of the accomplishments below.

- 6-consecutive 20-win seasons
- 5-consecutive 25-win seasons
- 2-consecutive 30-win seasons
- 114 wins from 2007 to 2011 — most wins in a four-year stretch in program history
- From the 2008-09 season to now, BYU has won 103 games and Charles Abouo has played in every victory and every game during that stretch
- Abouo (103), Jimmer Fredette (112), Jackson Emery (106) and Jonathan Tavernari (103) are the four Cougars to have played in 100 victories
- Noah Hartsock has played in 98 victories (he missed six games in 2008-09 with an ankle sprain) and is poised to become the next member of the 100-win club
- BYU advanced to the Sweet 16 in 2011 for the first time since 1981
- Under Rose, BYU has won four conference titles and finished second his other two years as head coach
- Rose and Roger Reid are the only BYU coaches to win 20-plus games in each of their first six seasons — Rose has the opportunity to become first to win 20-plus games in each of his first seven seasons
- BYU basketball has 10 25-win seasons in its 110-year history and Rose has been the head coach of five of those teams



BYU'S 2011-12 RECORD WHEN

At home	10-2
On the road	3-2
On a neutral floor	3-1
On Television	16-5
On BYUtv	13-2
On ESPN2	0-1
On ESPNU	2-0
On FSN	1-0
On KCSG	0-1
On Big Ten Network	0-1
On Monday	1-0
On Tuesday	4-0
On Wednesday	2-0
On Thursday	2-2
On Friday	2-1
On Saturday	5-2
Coming off a win	12-4
Coming off a loss	4-0
Had two or more days between last game	12-2
Had only one day between last game	4-1
Playing the next day after a game	0-1
BYU scores 100 or more points	0-0
BYU scores between 90-99 points	5-0
BYU scores between 80-89 points	5-2
BYU scores between 70-79 points	5-0
BYU scores between 60-69 points	1-2
BYU scores below 60 points	0-1
Opponent scores 90 or more points	0-1
Opponent scores between 80-89 points	0-2
Opponent scores between 70-79 points	3-1
Opponent scores between 60-69 points	5-1
Opponent scores between 50-59 points	7-0
Opponent scores below 50 points	1-0
BYU leads at half	15-1
Opponent leads at half	0-4
Score tied at half	1-0
BYU leads with 5 minutes left	16-0
Opponent leads with 5 min. left	0-5
Score tied with 5 minutes left	0-0
BYU leads with 1 minute left	16-0
Opponent leads with 1 min. left	0-5
Score tied with 1 minute left	0-0
Game goes into overtime	0-0
BYU shoots 50 % or better	9-0
Opponent shoots 50 % or better	0-3
BYU outshoots opponent	15-1
Opponent outshoots BYU	1-4
Teams shoot equal from the field	0-0
BYU outrebounds opponent	15-1
Opponent outrebounds BYU	0-4
BYU and opponent tie in rebounds	1-0
vs. top-25 ranked opponent	0-2
vs. 2011 regular-season conference champions	0-2
vs. 2011 postseason teams	7-3

# PLAYERS IN DOUBLE FIGURES	11-12	CONF
One Player	0-1	0-0
Two Players	2-0	1-0
Three Players	5-3	1-2
Four Players	7-1	3-0
Five Players	1-0	0-0
Six Players	1-0	0-0

LATE FREE THROWS	5:00-2:00	2:00-0:00/OT
Charles Abouo	7-9 (.778)	6-6 (1.000)
Noah Hartsock	4-4 (.500)	4-4 (1.00)
Brandon Davies	6-9 (.667)	3-3 (1.000)
Nick Martineau	—	1-2 (.500)
Josh Sharp	2-4 (.500)	6-8 (.750)
Nate Austin	2-5 (.400)	5-8 (.625)
Damarcus Harrison	—	1-2 (.500)
Anson Winder	2-3 (.667)	6-7 (.857)
Craig Cusick	—	6-7 (.857)
Matt Carlino	2-4 (.500)	6-8 (.750)
Team	25-38 (.658)	44-55 (.800)

DUNKS	11-12	CAREER
Charles Abouo	3	16
Brandon Davies	20	44
Chris Collinsworth	0	4
Noah Hartsock	4	9
Brock Zylstra	1	2
Stephen Rogers	1	2
Josh Sharp	1	1
Anson Winder	1	1
Nate Austin	2	2
Damarcus Harrison	3	3
BYU	36	
Opponents	23	

BYU STARTING LINEUPS

OPPONENT	(1)	(2)	(3)	(4)	(5)
at Utah State	Zylstra	Rogers	Abouo	Hartsock	Davies
BYU-Hawaii	Zylstra	Rogers	Abouo	Hartsock	Davies
Longwood	Cusick	Zylstra	Abouo	Hartsock	Davies
Prairie View A&M	Cusick	Zylstra	Abouo	Hartsock	Davies
vs. Nevada	Winder	Zylstra	Abouo	Hartsock	Davies
vs. Wisconsin	Winder	Zylstra	Abouo	Hartsock	Davies
vs. Northern Arizona	Winder	Zylstra	Abouo	Hartsock	Davies
vs. Oregon	Winder	Zylstra	Abouo	Hartsock	Davies
Weber State	Winder	Zylstra	Abouo	Hartsock	Davies
at Utah	Winder	Zylstra	Abouo	Hartsock	Davies
Baylor	Cusick	Zylstra	Abouo	Hartsock	Davies
Buffalo	Carlino	Zylstra	Abouo	Hartsock	Davies
UC Santa Barbara	Carlino	Zylstra	Abouo	Hartsock	Davies
Cal State San Marcos	Carlino	Zylstra	Abouo	Hartsock	Davies
at Saint Mary's	Carlino	Zylstra	Abouo	Hartsock	Davies
San Diego	Carlino	Zylstra	Abouo	Hartsock	Davies
at Loyola Marymount	Carlino	Zylstra	Abouo	Hartsock	Davies
San Francisco	Carlino	Zylstra	Abouo	Hartsock	Davies
Santa Clara	Carlino	Zylstra	Abouo	Hartsock	Davies
at San Diego	Carlino	Zylstra	Abouo	Hartsock	Davies
Loyola Marymount	Carlino	Zylstra	Abouo	Hartsock	Davies
at Pepperdine					
at Virginia Tech					
Saint Mary's					
Gonzaga					
at Portland					
Pepperdine					
at San Francisco					
at Santa Clara					
Gonzaga					
Portland					

WON-LOSS RECORDS/STARTING LINEUPS

RECORD	(1)	(2)	(3)	(4)	(5)
1-1	Zylstra	Rogers	Abouo	Hartsock	Davies
2-1	Cusick	Zylstra	Abouo	Hartsock	Davies
5-1	Winder	Zylstra	Abouo	Hartsock	Davies
8-2	Carlino	Zylstra	Abouo	Hartsock	Davies

FREE THROW STREAKS

Abouo	14	12/31/11 - 1/19/12	Davies	7	11/11/11 - 11/15/11
Davies	11	11/22/11 - 12/10/11	Davies	7	12/10/11 - 12/17/11
Hartsock	10	11/25/11 - 12/3/11	Winder	7	12/22/11 - current
Hartsock	10	12/7/11 - 12/20/11			
Hartsock	9	1/14/12 - 1/19/12			
Abouo	9	12/22/11 - 12/27/11			
Hartsock	8	11/11/11 - 11/18/11			
Hartsock	8	12/3/11 - 12/7/11			
Abouo	8	11/22/11 - 12/7/11			
Hartsock	8	12/22/11 - 12/27/11			

MARGIN OF VICTORY

MARGIN	WINS	LOSSES
1 point		
2 points		
3 points		1
4 points		
5 points		
6 points		
7 points		1
8 points	1	
9 points		
10 points		
11 points		
12 points		
13 points		
14 points	2	1
15 points	1	
16-19 points	3 (19, 17, 19)	2 (17, 16)
20-24 points	2 (21, 21)	
25-29 points	3 (28, 28, 25)	
30-plus points	4 (32, 35, 36, 39)	

STREAKS

STREAK	11-12	OVERALL
Current won/loss streak	1 loss	same
At home	1 loss	same
On the road	2 wins	same
On a neutral floor	2 wins	same
At home vs. Nonconference	3 wins	same
At home vs. WCC	1 loss	same
On the road vs. Nonconference	1 win	same
On the road vs. WCC	2 wins	same
On a neutral floor vs. Nonconference	2 wins	same
On a neutral floor vs. WCC	—	—
at regular-season tournament	1 loss	same
at WCC Tournament	—	—
at NCAA Tournament	—	1 loss
at NIT	—	2 losses
Games With a Three-Point Make	21	496

GAMES PLAYED

	2011-12	CAREER
Charles Abouo	21 (16-5)	127 (103-24)
Noah Hartsock	21 (16-5)	121 (98-23)
Brandon Davies	21 (16-5)	85 (73-12)
Brock Zylstra	21 (16-5)	70 (58-12)
Nick Martineau	14 (13-1)	60 (54-6)
Chris Collinsworth	2 (1-1)	46 (36-10)
Stephen Rogers	14 (12-2)	50 (43-7)
Craig Cusick	21 (16-5)	same
Josh Sharp	18 (14-4)	same
Damarcus Harrison	19 (14-5)	same
Nate Austin	21 (16-5)	same
Anson Winder	20 (16-4)	same
Matt Carlino	11 (8-3)	same

GAMES STARTED

	2011-12	CAREER
Noah Hartsock	21 (16-5)	87 (72-15)
Brandon Davies	21 (16-5)	48 (40-8)
Charles Abouo	21 (16-5)	47 (39-8)
Brock Zylstra	21 (16-5)	same
Matt Carlino	9 (7-2)	same
Anson Winder	6 (5-1)	same
Craig Cusick	3 (2-1)	same
Stephen Rogers	2 (1-1)	same



2011-12 SCORING BY HALF (BYU-OPPONENT)

	1ST HALF	(MARGIN)	FG %	2ND HALF	(MARGIN)	FG %	OT	(MARGIN)	FG %	FINAL	(MARGIN)	FG %
at Utah State	28-30	-2	50.0-47.6	34-39	-5	44.0-44.4	—	—	—	62-69	-7	46.8-45.8
BYU-Hawaii	40-17	+23	50.0-19.4	33-35	-2	47.8-40.5	—	—	—	73-52	+21	49.1-30.9
Longwood	35-29	+6	44.0-39.3	57-31	+26	63.6-42.9	—	—	—	92-60	+32	55.2-41.1
Prairie View A&M	34-25	+9	43.5-32.3	56-26	+30	67.9-26.3	—	—	—	90-51	+39	56.9-29.0
vs. Nevada	34-27	+7	46.7-34.5	42-28	+14	63.0-40.7	—	—	—	76-55	+21	54.4-37.5
vs. Wisconsin	32-34	-2	50.0-42.9	24-39	-15	36.0-60.0	—	—	—	56-73	-17	43.1-50.9
vs. Northern Arizona	44-21	+23	48.5-33.3	43-31	+12	54.5-41.4	—	—	—	87-52	+35	51.5-37.7
vs. Oregon	38-31	+7	37.8-41.7	41-34	+7	41.2-36.4	—	—	—	79-65	+14	39.4-38.6
Weber State	47-34	+13	40.9-32.4	47-32	+15	63.6-34.5	—	—	—	94-66	+28	50.6-33.3
at Utah	25-17	+8	26.9-18.2	36-25	+11	52.2-33.3	—	—	—	61-42	+19	38.8-26.9
Baylor	42-38	+4	45.7-46.4	41-48	-7	48.5-54.3	—	—	—	83-86	-3	47.1-50.8
Buffalo	47-39	+8	51.4-53.8	46-39	+7	55.2-52.8	—	—	—	93-78	+15	53.1-52.8
UC Santa Barbara	38-32	+6	48.6-50.0	51-43	+8	47.8-50.0	—	—	—	89-75	+14	48.3-50.0
Cal State San Marcos	32-23	+9	44.8-34.5	47-28	+19	54.5-38.5	—	—	—	79-51	+28	50.0-36.4
at Saint Mary's	43-53	-10	54.3-57.1	39-45	-6	42.4-53.6	—	—	—	82-98	-16	48.5-55.4
San Diego	34-24	+10	38.7-22.2	54-28	+26	60.7-23.5	—	—	—	88-52	+36	49.2-23.0
at Loyola Marymount	34-34	0	35.1-37.5	39-31	+8	53.8-31.4	—	—	—	73-65	+8	42.9-34.3
San Francisco	42-20	+22	61.5-25.8	39-36	+3	46.4-40.7	—	—	—	81-56	+25	53.7-32.8
Santa Clara	45-42	+3	53.6-51.7	50-36	+14	60.0-41.4	—	—	—	95-78	+17	56.9-46.6
at San Diego	37-29	+8	41.2-40.0	45-34	+11	50.0-41.2	—	—	—	82-63	+19	45.2-40.7
Loyola Marymount	28-34	-6	35.5-41.9	40-48	-8	41.4-45.5	—	—	—	68-82	-14	38.3-43.4
at Pepperdine												
at Virginia Tech												
Saint Mary's												
Gonzaga												
at Portland												
Pepperdine												
at San Francisco												
at Santa Clara												
Gonzaga												
Portland												
SEASON TOTALS	37.1-30.1	+7.0	44.9-38.0	43.0-35.0	+8.0	52.3-41.0	—	—	—	80.1-65.2	+15.0	48.5-39.6

2011-12 OFFENSIVE TRENDS (BYU-OPPONENT)

	PTS/PAINT	(MARGIN)	PTS OFF T.O.	(MARGIN)	2ND CHANCE PTS	(MARGIN)	FASTBREAK PTS	(MARGIN)	BENCH PTS	(MARGIN)	BIG RUN	BIG LEAD
at Utah State	22-20	+2	15-21	-6	7-9	-2	0-0	0	6-11	-5	5-0/11-0	4/11
BYU-Hawaii	30-22	+8	15-4	+11	11-8	+3	6-0	+6	18-13	+5	13-0/5-0	26/--
Longwood	26-12	+14	16-4	+12	25-3	+22	4-2	+2	44-16	+28	9-0/7-0	32/6
Prairie View A&M	30-24	+6	14-7	+7	12-10	+2	10-4	+6	41-19	+22	18-0/4-0	41/3
vs. Nevada	40-28	+12	22-10	+12	13-7	+6	16-2	+14	6-5	+1	16-0/9-0	24/2
vs. Wisconsin	30-24	+6	11-20	-9	12-9	+3	11-2	+9	19-23	-4	7-0/11-0	4/22
vs. Northern Arizona	28-26	+2	28-10	+18	10-2	+8	10-6	+4	27-24	+3	15-0/5-0	37/4
vs. Oregon	27-22	+5	17-9	+9	19-8	+11	6-0	+6	25-16	+9	13-0/8-0	21/8
Weber State	42-22	+20	14-9	+6	15-11	+4	10-2	+8	34-20	+14	8-0/10-0	34/3
at Utah	12-20	-8	8-2	+6	12-6	+6	2-0	+2	21-9	+12	10-0/5-0	22/4
Baylor	41-24	+17	20-26	-6	24-12	+12	11-2	+9	27-19	+8	11-0/6-0	13/9
Buffalo	28-34	-6	20-21	-1	17-9	+8	14-0	+14	31-15	+16	8-0/9-0	21/11
UC Santa Barbara	34-37	-3	18-19	-1	4-9	-5	8-3	+5	4-9	-5	9-0/7-0	15/5
Cal State San Marcos	46-24	+22	28-9	+19	12-6	+6	14-6	+8	20-17	+3	10-0/7-0	28/--
at Saint Mary's	33-32	+1	18-22	-4	18-13	+5	11-8	+3	15-13	+2	7-0/13-0	3/22
San Diego	32-14	+18	16-7	+9	9-10	-1	13-0	+13	21-29	-8	13-0/5-0	36/2
at Loyola Marymount	20-24	-4	16-20	-4	12-13	-1	0-4	-4	21-14	+7	8-0/12-0	13/8
San Francisco	21-24	-3	15-21	-6	9-2	+7	7-4	+3	19-24	-5	14-0/6-0	31/--
Santa Clara	50-30	+20	17-14	+3	9-6	+3	16-0	+16	10-9	+1	7-0/6-0	17/2
at San Diego	2-8	-6	16-15	+1	18-12	+6	0-0	0	18-17	+1	9-0/7-0	22/7
Loyola Marymount	28-18	+10	17-13	+4	7-10	-3	4-4	0	4-12	-8	6-0/11-0	4/14
at Pepperdine												
at Virginia Tech												
Saint Mary's												
Gonzaga												
at Portland												
Pepperdine												
at San Francisco												
at Santa Clara												
Gonzaga												
Portland												
SEASON TOTALS	622-489	+133	361-283	+78	275-175	+100	173-49	+124	431-334	+97		
TIMES LED, RECORD (W/L/T)	10-5/6-0/0-0		12-1/4-4/0-0		13-3/3-2/0-0		14-3/1-0/1-2		13-2/3-3/0-0			





2011-12 WCC STANDINGS (AS OF 1/19/12)

	WCC	Pct	Overall
Saint Mary's	7-0	1.000	18-2
Gonzaga	5-1	.833	15-3
BYU	5-2	.714	16-5
Loyola Marymount	4-2	.667	11-8
San Diego	2-4	.333	7-11
Portland	2-4	.333	5-14
San Francisco	2-5	.286	12-9
Pepperdine	1-6	.143	7-11
Santa Clara	0-4	.000	8-9

2011-12 WCC PLAYERS OF THE WEEK

Nov. 14	Ashley Hamilton, Loyola Marymount
Nov. 21	Kevin Pangos, Gonzaga
Nov. 28	Evan Roquemore, Santa Clara
Dec. 5	Noah Hartsock, BYU
Dec. 12	Angelo Caloiaro, San Francisco
Dec. 19	Elias Harris, Gonzaga
Dec. 26	Kevin Pangos, Gonzaga
Jan. 2	Brandon Davies, BYU
Jan. 9	Rob Jones, Saint Mary's
Jan. 16	Matthew Dellavedova, Saint Mary's

PRESEASON WCC MEDIA POLL

School (First-place votes)	Points
1. Gonzaga University (7)	63
2. Saint Mary's College (1)	56
3. Brigham Young University (1)	52
4. University of San Francisco	42
5. Santa Clara University	35
6. Loyola Marymount University	27
7. University of Portland	25
8. Pepperdine University	13
9. University of San Diego	11

PRESEASON ALL-WCC

Player	School	Yr.	Pos.
Brandon Davies	BYU	Jr.	F
Matthew Dellavedova	Saint Mary's	Jr.	G
Kevin Foster	Santa Clara	RS-Jr.	G
Rashad Green	San Francisco	Sr.	G
Elias Harris	Gonzaga	Jr.	F
Rob Jones	Saint Mary's	RS-Sr.	F
Nemanja Mitrovic	Portland	Sr.	G
Robert Sacre	Gonzaga	RS-Sr.	C
Drew Viney	Loyola Marymount	RS-Sr.	F
Michael Williams	San Francisco	Jr.	G

Note: Team listed alphabetically

Click/scan to view the WCC men's basketball page on WCCsports.com



TEAM

WCC STATS (1/19/12)	ALL	CONF
Scoring Offense	1st	1st
Scoring Defense	4th	5th
Scoring Margin	2nd	3rd
FT Percentage	5th	5th
FG Percentage	1st	2nd
FG Percentage Defense	1st	2nd
3FG Percentage	2nd	4th
3FG Percentage Defense	2nd	2nd
3-Point FG Made/Game	3rd	3rd
Rebounding Offense	1st	1st
Rebounding Defense	4th	4th
Rebounding Margin	2nd	1st
Blocked Shots	1st	7th
Assists	1st	1st
Steals	3rd	5th
Turnover Margin	3rd	6th
Assist/Turnover Ratio	2nd	2nd
Offensive Rebounds	8th	13rd
Defensive Rebounds	1st	1st
Defensive Reb Pct	1st	1st
Offensive Reb Pct	7th	4th

NCAA STATS (1/19/12)	RANK	ACTUAL
Won-Lost Percentage	49	76.2
Scoring Offense	14	80.1
Scoring Defense	129	65.2
Scoring Margin	16	15.0
Field-Goal Percentage	23	48.5
Field-Goal Pct Defense	45	39.6
3-Point Field Goals/Game	60	7.7
3-Point Field-Goal Pct	47	37.9
Three Pt FG Defense	75	31.6
Free-Throw Percentage	134	69.9
Rebound Margin	20	7.0
Assists Per Game	4	18.7
Assist Turnover Ratio	15	1.36
Blocked Shots Per Game	67	4.4
Steals Per Game	69	7.8
Turnovers Per Game	164	13.8
Turnover Margin	125	1.2
Personal Fouls Per Game	135	17.9

INDIVIDUAL

WCC (1/19/12)	TOP BYU PLAYER - ALL	TOP BYU PLAYER - CONF
Scoring	Noah Hartsock - 2nd	Brandon Davies - T2nd
Rebounding	Brandon Davies - 3rd	Brandon Davies - 2nd
FG Percentage	Noah Hartsock - 1st	Brock Zylstra - 5th
Assists	Charles Abouo - 11th	Matt Carlino - 4th
FT Percentage	Noah Hartsock - 6th	Charles Abouo - 10th
Steals	Brandon Davies - 10th	Brandon Davies - 14th
3FG Percentage	Brock Zylstra - 1st	Craig Cusick - 1st
3FG Made/Game	Brock Zylstra - 8th	Matt Carlino - T7th
Blocked Shots	Noah Hartsock - 1st	Brandon Davies - 1st
Assist/TO Ratio	Charles Abouo - 9th	Charles Abouo - 1st
Offensive Rebounds	Brandon Davies - 6th	Brandon Davies - T4th
Defensive Rebounds	Brandon Davies - 3rd	Brandon Davies - 1st
Minutes Played	Noah Hartsock - 7th	Noah Hartsock - 6th

NCAA (1/19/12)	BYU PLAYER - RANK	ACTUAL
Points Per Game	Noah Hartsock - 64	17.3
Field Goal Percentage	Noah Hartsock - 23	58.3
	Brandon Davies - 82	50.7
3-Point FGs Per Game	Brock Zylstra - 234	1.9
Free Throw Percentage	Noah Hartsock - 111	81.7
Rebounds Per Game	Brandon Davies - 73	8.2
Blocked Shots Per Game	Noah Hartsock - 98	1.6
	Brandon Davies - 165	1.3
Assist Turnover Ratio	Charles Abouo - 220	1.51

Click/scan to view the NCAA Division I Men's Basketball statistics



2011-12 NUMERICAL ROSTER

No.	Name	Pos.	Ht.	Wt.	Yr.	Hometown (Previous School)
0	Brandon Davies	F	6-9	235	Jr.	Provo, Utah (Provo HS)
1	Charles Abouo	G/F	6-5	215	Sr.	Abidjan, Cote d'Ivoire (Brewster Academy)
2	Craig Cusick	G	6-2	185	Jr.	Orem, Utah (Utah)
3	Austin Nelson	G	6-0	160	Fr.	Henderson, Nev. (Coronado HS)
5	Chris Collinsworth	F	6-9	235	So.	Provo, Utah (Provo HS)
10	Matt Carlino	G	6-2	175	Fr.	Scottsdale, Ariz. (Bloomington South HS)
12	Josh Sharp	F	6-7	185	Fr.	Highland, Utah (Utah)
13	Brock Zylstra	G/F	6-6	210	Jr.	La Verne, Calif. (Bonita HS)
14	Nick Martineau	G	6-0	170	Jr.	Fruit Heights, Utah (Davis HS)
15	Jaren Sweeney	G/F	6-5	190	Fr.	Mesa, Ariz. (Mountain View HS)
20	Anson Winder	G	6-3	195	Fr.	Las Vegas, Nev. (Bishop Gorman HS)
21	Stephen Rogers	F	6-8	195	Jr.	Mesa, Ariz. (Mesa CC)
24	Damarcus Harrison	G	6-5	190	Fr.	Greenwood, S.C. (Christ School)
33	Nate Austin	F/C	6-10	215	Fr.	Alpine, Utah (Lone Peak HS)
34	Noah Hartsock	F	6-8	230	Sr.	Bartlesville, Okla. (Bartlesville HS)
42	Ian Harward	F/C	6-10	215	Fr.	Orem, Utah (Orem HS)

Head Coach: Dave Rose, 7th year (Houston, 1983)
 Assistant Coaches: Terry Nashif (BYU, 2005); Tim LaComb (Utah, 2006), Mark Pope (Kentucky, 1996)
 Director of Basketball Operations: Mike Hall (BYU, 2005)
 Team Trainer: Robert Ramos (BYU, 1995)

Click/scan to view the BYU men's basketball roster on BYUcougars.com



PRONUNCIATION GUIDE

CHARLES ABOUO a-BOO-oh	ANSON WINDER AN-son WINE-der
MATT CARLINO car-LEE-no	BROCK ZYLSTRA ZIL-stra
DAMARCUS HARRISON duh-MARCUS	TERRY NASHIF NASH-if
IAN HARWARD har-WORD	ROBERT RAMOS RAY-mus
NICK MARTINEAU MART-in-oh	

2011-12 SEASON / CAREER HIGHS				
#	PLAYER	POINTS	REBOUNDS	ASSISTS
0	DAVIES, Brandon Career:	28 at Saint Mary's same	22 vs. San Diego same	6 vs. San Francisco 6 at Air Force (10-11), vs. USF (11-12)
1	ABOUO, Charles Career:	22 vs. Nevada 25 vs. Wyoming (10-11)	16 vs. Longwood same	7 vs. San Francisco, at San Diego same
2	CUSICK, Craig Career:	10 at Utah same	4, at Loyola Marymount same	8 vs. Weber State same
5	COLLINSWORTH, Chris Career:	— 15 vs. Chicago State	1 vs. BYU-Hawaii 11 at UNLV (07-08)	1 at Utah State 3 four times, last vs. Chicago State (10-11)
10	CARLINO, Matt Career:	22 vs. UC Santa Barbara same	7 vs. Buffalo, at San Diego same	11 vs. Buffalo same
12	SHARP, Josh Career:	5 vs. BYU-Hawaii, vs. PVAMU same	6 vs. BYU-Hawaii, vs. PVAMU same	3 vs. Longwood same
13	ZYLSTRA, Brock Career:	26 vs. Buffalo same	7 vs. Baylor, vs. UCSB, at San Diego same	5 vs. UC Santa Barbara same
14	MARTINEAU, Nick Career:	3 vs. Longwood 6 vs. Loyola Marymount (07-08)	3 vs. CSUSM same	2 vs. PVAMU, vs. CSUSM 4 vs. Loyola Marymount (07-08)
20	WINDER, Anson Career:	20 vs. Buffalo same	4 vs. Nevada same	9 vs. Northern Arizona same
21	ROGERS, Stephen Career:	18 vs. PVAMU same	6 vs. Northern Arizona 8 vs. UNLV (10-11)	3 at USU, vs. Longwood, vs. NAU, vs. SCU same
24	HARRISON, Damarcus Career:	11 vs. Longwood same	3 vs. Baylor, vs. CSUSM same	2 vs. BYUH, vs. PVAMU, vs. UCSB, vs. CSUSM same
33	AUSTIN, Nate Career:	15 vs. Weber State same	9 vs. Weber State, vs. San Francisco same	2 at Saint Mary's, vs. Santa Clara same
34	HARTSOCK, Noah Career:	28 vs. Loyola Marymount same	12 vs. Oregon, vs. Weber State 13 vs. Vermont (10-11)	5 vs. BYU-Hawaii 6 vs. Eastern New Mexico (09-10)



CAREER HIGHLIGHTS

- 175-50 overall record for a BYU record .778 winning percentage
- With 159 victories in his first six seasons is tied for third all-time for best career starts (through six seasons) by wins in NCAA history and second in BYU history for career victories
- Four Mountain West Conference regular season titles, a BYU and MWC record
- Three-time MWC Coach of the Year (2006, 2007, 2011)
- Two-time USBWA District VIII Coach of the Year (2006, 2011)
- Honorable Mention for National Coach of the Year by Scout.com (2006)
- Five-consecutive trips to the NCAA Tournament, a BYU record
- Five-consecutive 25-win seasons, a BYU record
- Holds top two spots for wins in a season in BYU history with 32 in 2010-11 and 30 in 2009-10
- Took BYU to the Sweet 16 in 2011 for the first time since 1981
- Coached Jimmer Fredette, the 2011 Consensus National Player of the Year (received the Wooden Award, Naismith Trophy, Oscar Robertson Trophy and other national awards)
- Naismith Coach of the Year Finalist in 2011
- Finalist for the Clair Bee Award in 2010

COACHING EXPERIENCE

- BYU Head Coach (2005-present)
- BYU Associate Head Coach (2000-2005)
- BYU Assistant Coach (1997-2000)
- Dixie State Head Coach (1990-1997)
- Dixie State Assistant Coach (1987-1990)
- Assistant coach at Pine View High School (1986-87)
- Head coach at Millard High School (1983-86)

SERVICE

- NABC Game Pillar Award for Service in 2008
- 63rd recipient of the Dale Rex Memorial Award
- Honorary Chair of the Children with Cancer Christmas Foundation
- Was the first coach in the state of Utah to participate in the American Cancer Society's nationwide Coaches vs. Cancer campaign
- Lobbied before Congress for more funding for cancer research in September 2010

EDUCATION

- Houston (1983, B.A.)

PLAYING CAREER

- Played baseball and basketball at Dixie State College
- Played for Houston from 1980-83 (played in 1980-81 and 82-82, redshirted in 1981-82)
- Co-Captain on the famous "Phi-Slamma Jamma" team that featured Hakeem Olajuwon and Clyde Drexler
- Helped Houston achieve a No. 1 ranking and reach the national championship game in 1983

MISSION

- Manchester England (1977-79)

PERSONAL/FAMILY

- Wife: Cheryl
- Children: Daughter Chanell and husband Brock Reichner, son Garrett and wife Brooke, daughter Taylor
- Dave and Cheryl Rose have five grandchildren




Click/scan to view Dave Rose's profile on BYUcougars.com



ROSE DIVISION I COACHING LEDGER					
SCHOOL	SEASON	OVERALL	MWC/WCC	MWC/WCC TOURNEY	NCAA/NIT
BYU	2005-06	20-9	12-4	0-1	0-1 NIT
BYU	2006-07	25-9	13-3	2-1	0-1 NCAA
BYU	2007-08	27-8	14-2	2-1	0-1 NCAA
BYU	2008-09	25-8	12-4	1-1	0-1 NCAA
BYU	2009-10	30-6	13-3	1-1	1-1 NCAA
BYU	2010-11	32-5	14-2	2-1	2-1 NCAA
BYU	2011-12	16-5	5-2	—	—
TOTAL		175-50 (.778)	83-20 (.806)	8-6 (.571)	3-6





2 — CRAIG CUSICK
6-2 • 185 • Junior • Guard
Orem, Utah (Utah)

CUSICK NOTES

Last time Out

- Dished out 4 assists and had 2 steals vs. Loyola Marymount

In 2011-12

- Has played in every game of the season and started three
- Averages 3.2 points, 2.0 assists and 1.2 rebounds
- Scored career-high 10 points at Utah with two 3-pointers
- Career-high 8 assists vs. Weber State and followed up with 6 at Utah
- Hit first 3-pointer of career vs. BYU-Hawaii

Other

- A member of the BYU practice squad in 2010-11
- Parents are Randy and Debbie Cusick
- Named first-team all-state by the Salt Lake Tribune as a junior and senior
- Named first-team all-state by the Deseret News as a senior and second team as a junior
- Leading scorer in 4A and 5A in 2005-06
- Averaged 22 points, 6.5 rebounds and 5 assists per game as a senior
- Orem High School's all-time leading scorer
- Led Orem to the state tournament semifinals in 2005 and 2006

Click/scan for Cusick's bio on BYUcougars.com



11-12 SEASON/CAREER HIGHS

Points: 10, at Utah – 12/10/11
Points 1st half: 6, at San Diego – 1/16/12
Points 2nd half: 9, at Loyola Marymount – 1/5/12
Rebounds: 4, at Loyola Marymount – 1/5/12
Assists: 8, Weber State – 12/7/11
Steals: 1, 10 times, last, at Loyola Marymount – 1/5/12
Blocks: —
FG made: 3, at Loyola Marymount – 1/5/12
FG attempts: 6, at Loyola Marymount – 1/5/12
3FG made: 3, at Loyola Marymount – 1/5/12
3FG attempts: 4, BYU-Hawaii – 11/15/11, at Utah – 12/10/11
FT made: 4, at Utah – 12/10/11
FT attempts: 5, at Utah – 12/10/11

2011-12 GAME-BY-GAME

Opponent	Date	GS	Min	FG	FGA	Pct	3FG	FGA	Pct	FT	FTA	Pct	Off	Def	TR	Avg	PF	FO	A	TO	Blk	Stl	Pts	Avg	
at Utah State	11/11/11	9	0	0	.000	0	0	.000	2	2	1.000	0	0	0	0	1	0	1	0	0	1	2	2.0		
BYU-HAWAII	11/15/11	23	2	5	.400	1	4	.250	1	2	.500	0	3	3	1.5	1	0	0	0	0	1	6	4.0		
LONGWOOD	11/18/11	* 16	1	3	.333	1	3	.333	0	0	.000	0	2	2	1.7	3	0	1	0	0	0	3	3.7		
PRAIRIE VIEW A&M	11/22/11	* 19	1	2	.500	1	2	.500	0	0	.000	0	3	3	2.0	0	0	2	0	0	0	3	3.5		
vs Nevada	11/25/11	2	0	0	.000	0	0	.000	0	1	.000	0	0	0	1.6	0	0	0	0	0	1	0	2.8		
vs Wisconsin	11/26/11	20	1	1	1.000	0	0	.000	0	0	.000	1	0	1	1.5	3	0	4	1	0	1	2	2.7		
vs Northern Arizona	11/30/11	13	1	3	.333	0	2	.000	0	0	.000	0	1	1	1.4	0	0	2	2	0	1	2	2.6		
vs Oregon	12/03/11	3	0	0	.000	0	0	.000	0	0	.000	0	1	1	1.4	0	0	0	0	0	0	0	2.3		
WEBER STATE	12/07/11	21	0	1	.000	0	0	.000	0	0	.000	0	2	2	1.4	4	0	8	0	0	1	0	2.0		
at Utah	12/10/11	28	2	5	.400	2	4	.500	4	5	.800	0	3	3	1.6	3	0	6	2	0	0	10	2.8		
BAYLOR	12/17/11	* 18	1	3	.333	0	2	.000	0	0	.000	0	0	0	1.5	1	0	4	1	0	0	2	2.7		
BUFFALO	12/20/11	13	0	1	.000	0	1	.000	0	0	.000	0	0	0	1.3	1	0	3	1	0	0	0	2.5		
UC SANTA BARBARA	12/22/11	8	0	0	.000	0	0	.000	1	2	.500	0	0	0	1.2	0	0	0	1	0	0	1	2.4		
CS SAN MARCOS	12/27/11	15	2	3	.667	0	1	.000	1	1	1.000	0	1	1	1.2	0	0	1	1	0	1	5	2.6		
at Saint Mary's (CA)	12/29/11	15	2	2	1.000	1	1	1.000	0	0	.000	0	1	1	1.2	4	0	3	1	0	1	5	2.7		
SAN DIEGO	12/31/11	19	1	1	1.000	1	1	1.000	0	0	.000	0	1	1	1.2	0	0	3	1	0	1	3	2.8		
at Loyola Marymount	01/05/12	18	3	6	.500	3	3	1.000	0	0	.000	0	4	4	1.4	1	0	2	0	1	1	9	3.1		
SAN FRANCISCO	01/07/12	10	1	3	.333	1	2	.500	0	0	.000	0	1	1	1.3	0	0	1	1	0	0	3	3.1		
SANTA CLARA	01/14/12	19	1	1	1.000	1	1	1.000	0	0	.000	0	0	0	1.3	2	0	0	1	0	0	3	3.1		
at San Diego	01/16/12	18	3	3	1.000	2	2	1.000	0	0	.000	0	1	1	1.3	0	0	0	0	0	0	8	3.4		
LOYOLA MARYMOUNT	01/19/12	17	0	3	.000	0	2	.000	0	0	.000	0	0	0	1.2	1	0	4	1	0	2	0	3.2		
Totals			3	324	22	46	.478	14	31	.452	9	13	.692	1	24	25	1.2	25	0	43	16	0	12	67	3.2

MISCELLANEOUS

	11-12	Career
Double-Figure Pts:	1 (1-0)	1 (1-0)
20-plus Pts:	0 (0-0)	0 (0-0)
Double-Figure Reb:	0 (0-0)	0 (0-0)
Double-Doubles:	0 (0-0)	0 (0-0)
3-plus Steals:	0 (0-0)	0 (0-0)
3-plus Blocks:	0 (0-0)	0 (0-0)
3-plus 3-point FGs:	1 (1-0)	1 (1-0)
Scoring Leader:	0 (0-0)	0 (0-0)
Rebound Leader:	0 (0-0)	0 (0-0)
Assist Leader:	5 (2-3)	5 (2-3)

CAREER STATISTICS (ALL GAMES)																									
Year	GP	GS	Min	Avg	FG	FGA	Pct	3FG	FGA	Pct	FT	FTA	Pct	Off	Def	TR	Avg	PF	FO	A	TO	Blk	Stl	Pts	Avg
2011-12	21	3	324	15.4	22	46	.478	14	31	.452	9	13	.692	1	24	25	1.2	25	0	43	16	0	12	67	3.2
TOTAL	21	3	324	15.4	22	46	.478	14	31	.452	9	13	.692	1	24	25	1.2	25	0	43	16	0	12	67	3.2

CAREER STATISTICS (CONFERENCE GAMES)																									
Year	GP	GS	Min	Avg	FG	FGA	Pct	3FG	FGA	Pct	FT	FTA	Pct	Off	Def	TR	Avg	PF	FO	A	TO	Blk	Stl	Pts	Avg
2011-12	7	0	116	16.6	11	19	.579	9	12	.750	0	0	.000	0	8	8	1.1	8	0	11	7	0	5	31	4.4
TOTAL	7	0	116	16.6	11	19	.579	9	12	.750	0	0	.000	0	8	8	1.1	8	0	11	7	0	5	31	4.4





COLLINSWORTH NOTES

Click/scan for Collinsworth's bio on BYUcougars.com



Last time Out

- Did not play vs. Loyola Marymount

In 2011-12

- Played in first two games of 2011-12 season
- Is currently out with a knee injury

Other

- Parents are Jeff and Alisa and has two sisters and two brothers, brother Kyle played as a freshman for BYU in 2010-11 and is currently serving a mission in Russia
- Served a mission for The Church of Jesus Christ of Latter-day Saints in Australia
- Named the 2007 Gatorade Utah Boys' Basketball Player of the Year and helped Provo win the state title with 27 points in the title game
- As a senior was first-team all-state and received Deseret News 4A and All-Valley MVP honors
- Averaged 16.6 points and 12 rebounds per game despite playing most of the season with a fracture in his right index finger
- Averaged 14.1 points, 6.5 rebounds and 3.3 assists per game to go along with 38 steals and 28 blocks as a junior

5 — CHRIS COLLINSWORTH

6-9 • 235 • Sophomore • Forward
Provo, Utah (Provo HS)

11-12 SEASON HIGHS

Points: —
Points 1st half: —
Points 2nd half: —
Rebounds: 1, BYU-Hawaii – 11/15/11
Assists: 1 at Utah State – 11/11/11
Steals: —
Blocks: 1, BYU-Hawaii – 11/15/11
FG made: —
FG attempts: 1 at Utah State – 11/11/11
3FG made: —
3FG attempts: 1 at Utah State – 11/11/11
FT made: —
FT attempts: —

CAREER HIGHS

Points: 15, Chicago State – 11/20/10
Rebounds: 11, at UNLV – 01/15/08
Assists: 3, 4 times
Steals: 2, twice, last vs. Chicago State – 11/20/10
Blocks: 2, 3 times, last vs Colorado State – 03/13/08
FG made: 5, Chicago State – 11/20/10
FG attempts: 8, Chicago State – 11/20/10
3FG made: 1, 7 times
3FG attempts: 3, 4 times
FT made: 7, at Weber State – 12/21/10
FT attempts: 8, at Weber State – 12/21/10

2011-12 GAME-BY-GAME

Opponent	Date	GS	Min	FG	FGA	Pct	3FG	FGA	Pct	FT	FTA	Pct	Off	Def	TR	Avg	PF	FO	A	TO	Blk	Stl	Pts	Avg
at Utah State	11/11/11	5	0	1	.000	0	1	.000	0	0	0	.000	0	0	0	0.0	3	0	1	2	0	0	0	0.0
BYU-HAWAII	11/15/11	7	0	1	.000	0	0	.000	0	0	0	.000	0	1	1	0.5	0	0	0	1	1	0	0	0.0
LONGWOOD	11/18/11	DNP																						
PRAIRIE VIEW A&M	11/22/11	DNP																						
vs. Nevada	11/25/11	DNP																						
vs. Wisconsin	11/26/11	DNP																						
vs. Northern Arizona	11/30/11	DNP																						
vs. Oregon	12/03/11	DNP																						
WEBER STATE	12/07/11	DNP																						
at Utah	12/10/11	DNP																						
BAYLOR	12/17/11	DNP																						
BUFFALO	12/20/11	DNP																						
UC SANTA BARBARA	12/22/11	DNP																						
CS SAN MARCOS	12/27/11	DNP																						
at Saint Mary's (CA)	12/29/11	DNP																						
SAN DIEGO	12/31/11	DNP																						
at Loyola Marymount	01/05/12	DNP																						
SAN FRANCISCO	01/07/12	DNP																						
SANTA CLARA	01/14/12	DNP																						
at San Diego	01/16/12	DNP																						
LOYOLA MARYMOUNT	01/19/12	DNP																						
Totals		0	12	0	2	.000	0	1	.000	0	0	.000	0	1	1	0.5	3	0	1	3	1	0	0	0.0

MISCELLANEOUS

	10-11	Career
Double-Figure Pts:	0 (0-0)	4 (4-0)
20-plus Pts:	0 (0-0)	0 (0-0)
Double-Figure Reb:	0 (0-0)	3 (2-1)
Double-Doubles:	0 (0-0)	1 (1-0)
3-plus Steals:	0 (0-0)	0 (0-0)
3-plus Blocks:	0 (0-0)	0 (0-0)
3-plus 3-point FGs:	0 (0-0)	1 (1-0)
Scoring Leader:	0 (0-0)	0 (0-0)
Rebound Leader:	0 (0-0)	11 (8-3)
Assist Leader:	0 (0-0)	1 (0-1)


CAREER STATISTICS (ALL GAMES)

Year	GP	GS	Min	Avg	FG	FGA	Pct	3FG	FGA	Pct	FT	FTA	Pct	Off	Def	TR	Avg	PF	FO	A	TO	Blk	Stl	Pts	Avg
2007-08	35	6	557	15.9	42	112	.375	6	33	.182	22	51	.431	47	122	169	4.8	53	0	19	32	14	9	112	3.2
2010-11	9	4	147	16.3	16	39	.410	1	8	.125	20	27	.741	16	34	50	5.6	16	1	12	8	0	4	53	5.9
2011-12	2	0	12	6.0	0	2	.000	0	1	.000	0	0	.000	0	1	1	0.5	3	0	1	3	1	0	0	0.0
TOTAL	46	10	716	15.6	58	153	.379	7	42	.167	42	78	.538	63	157	220	4.8	72	1	32	43	15	13	165	3.6

CAREER STATISTICS (CONFERENCE GAMES)

Year	GP	GS	Min	Avg	FG	FGA	Pct	3FG	FGA	Pct	FT	FTA	Pct	Off	Def	TR	Avg	PF	FO	A	TO	Blk	Stl	Pts	Avg
2007-08	16	1	242	15.1	20	57	.351	3	15	.200	7	20	.350	23	61	84	5.3	19	0	6	9	5	4	50	3.1
TOTAL	16	1	242	15.1	20	57	.351	3	15	.200	7	20	.350	23	61	84	5.3	19	0	6	9	5	4	50	3.1





10 — MATT CARLINO
 6-2 • 175 • Freshman • Guard
 Scottsdale, Ariz. (Bloomington South HS)

CARLINO NOTES

Last time Out

- Posted 5 points, 4 rebounds and 3 assists vs. Loyola Marymount

In 2011-12

- Averaging 13.7 points, 4.7 assists, 3.5 rebounds and 1.5 steals
- Scored in double figures in 8 of 11 games played
- Shooting 46.0 percent from the field and 42.6 percent from three
- Scored 22 points and added 6 assists, 1 block and 2 steals vs. UC Santa Barbara
- Posted a double-double vs. Buffalo with 10 points and 11 assists and added 7 rebounds and 3 steals
- Totaled 22 points, 8 assists, 1 block and 1 steal vs. Santa Clara

Other

- Redshirted at BYU in 2010-11 after transferring from UCLA
- Father, Mark, played basketball at Arizona State and uncle Brock Brunkhorst played basketball at Arizona
- Lists former Utah Jazz great, John Stockton, and New York Yankees' closer Mariano Rivera as his sports heroes
- Led Bloomington South to a 23-1 record while averaging 13.4 points, 5.9 rebounds and 4.3 assists per game
- Led Bloomington South to the 4A State Regional Finals and a No. 1 ranking for much of the season
- Named to Indiana Junior All-Star Team and to All-Conference Indiana Team

Click/scan for Carlino's bio on BYUcougars.com



11-12 SEASON/CAREER HIGHS

Points: 22, UCSB -- 12/22/11
 Points 1st half: 10, UCSB -- 12/22/11
 Points 2nd half: 16, CSUSM -- 12/27/11
 Rebounds: 7, Buffalo -- 12/20/11, at San Diego -- 1/16/12
 Assists: 11, Buffalo -- 12/20/11
 Steals: 3, three times, last, San Diego -- 12/31/11
 Blocks: 1, four times, last, Santa Clara -- 1/14/12
 FG made: 8, UCSB -- 12/22/11
 FG attempts: 15, at Saint Mary's -- 12/29/11
 3FG made: 4, Baylor -- 12/17/11
 3FG attempts: 8, Baylor -- 12/17/11
 FT made: 4, three times, last, Santa Clara -- 1/14/12
 FT attempts: 6, at LMU -- 1/5/12, Santa Clara -- 1/14/12

2011-12 GAME-BY-GAME

Opponent	Date	GS	Min	FG	FGA	Pct	3FG	FGA	Pct	FT	FTA	Pct	Off	Def	TR	Avg	PF	FO	A	TO	Blk	Stl	Pts	Avg	
at Utah State	11/11/11		DNP																						
BYU-HAWAII	11/15/11		DNP																						
LONGWOOD	11/18/11		DNP																						
PRAIRIE VIEW A&M	11/22/11		DNP																						
vs. Nevada	11/25/11		DNP																						
vs. Wisconsin	11/26/11		DNP																						
vs. Northern Arizona	11/30/11		DNP																						
vs. Oregon	12/03/11		DNP																						
WEBER STATE	12/07/11		DNP																						
at Utah	12/10/11		DNP																						
BAYLOR	12/17/11		24	7	14	.500	4	8	.500	0	0	.000	0	1	1	1.0	4	0	2	4	1	1	18	18.0	
BUFFALO	12/20/11	*	29	3	9	.333	2	5	.400	2	2	1.000	1	6	7	4.0	3	0	11	5	0	3	10	14.0	
UC SANTA BARBARA	12/22/11	*	32	8	14	.571	3	5	.600	3	5	.600	0	2	2	3.3	1	0	6	3	1	2	22	16.7	
CS SAN MARCOS	12/27/11	*	21	6	7	.857	3	4	.750	4	4	1.000	0	2	2	3.0	2	0	0	2	0	3	19	17.3	
at Saint Mary's (CA)	12/29/11	*	27	5	15	.333	3	6	.500	0	0	.000	1	3	4	3.2	4	0	6	3	0	0	13	16.4	
SAN DIEGO	12/31/11	*	20	3	7	.429	2	5	.400	0	0	.000	0	6	6	3.7	5	1	3	2	1	3	8	15.0	
at Loyola Marymount	01/05/12	*	24	2	9	.222	1	7	.143	4	6	.667	1	1	2	3.4	0	0	7	1	0	1	9	14.1	
SAN FRANCISCO	01/07/12	*	31	4	6	.667	2	3	.667	2	2	1.000	0	1	1	3.1	1	0	4	2	0	2	12	13.9	
SANTA CLARA	01/14/12	*	33	7	12	.583	3	6	.500	4	6	.667	0	3	3	3.1	2	0	8	2	1	1	21	14.7	
at San Diego	01/16/12	*	25	5	10	.500	2	5	.400	2	2	1.000	1	6	7	3.5	2	0	2	4	1	0	14	14.6	
LOYOLA MARYMOUNT	01/19/12	*	30	2	10	.200	1	7	.143	0	0	.000	1	3	4	3.5	4	0	3	3	0	0	5	13.7	
Totals			10	296	52	113	.460	26	61	.426	21	27	.778	5	34	39	3.5	28	1	52	31	5	16	151	13.7


MISCELLANEOUS

	11-12	Career
Double-Figure Pts:	8 (6-2)	8 (6-2)
20-plus Pts:	2 (2-0)	2 (2-0)
Double-Figure Reb:	0 (0-0)	0 (0-0)
Double-Doubles:	1 (1-0)	1 (1-0)
3-plus Steals:	2 (2-0)	2 (2-0)
3-plus Blocks:	0 (0-0)	0 (0-0)
3-plus 3-point FGs:	5 (3-2)	5 (3-2)
Scoring Leader:	2 (1-1)	2 (1-1)
Rebound Leader:	0 (0-0)	0 (0-0)
Assist Leader:	5 (4-1)	5 (4-1)

CAREER STATISTICS (ALL GAMES)																									
Year	GP	GS	Min	Avg	FG	FGA	Pct	3FG	FGA	Pct	FT	FTA	Pct	Off	Def	TR	Avg	PF	FO	A	TO	Blk	Stl	Pts	Avg
2011-12	11	10	296	26.9	52	113	.460	26	61	.426	21	27	.778	5	34	39	3.5	28	1	52	31	5	16	151	13.7
TOTAL	11	10	296	26.9	52	113	.460	26	61	.426	21	27	.778	5	34	39	3.5	28	1	52	31	5	16	151	13.7

CAREER STATISTICS (CONFERENCE GAMES)																									
Year	GP	GS	Min	Avg	FG	FGA	Pct	3FG	FGA	Pct	FT	FTA	Pct	Off	Def	TR	Avg	PF	FO	A	TO	Blk	Stl	Pts	Avg
2011-12	7	7	190	27.1	28	69	.406	14	39	.359	12	16	.750	4	23	27	3.9	18	1	33	17	3	7	82	11.7
TOTAL	7	7	190	27.1	28	69	.406	14	39	.359	12	16	.750	4	23	27	3.9	18	1	33	17	3	7	82	11.7





12 — JOSH SHARP
 6-7 • 185 • Freshman • Forward
 Highland, Utah (Utah)

SHARP NOTES

Last time Out

- Played 2 minutes vs. Loyola Marymount and had 1 rebound

In 2011-12

- Has played in 18 of 21 games this year
- Has had at least 1 offensive rebound in nine games
- Averages 1.7 points and 1.8 rebounds
- Knocked down first career 3-pointer vs. Prairie View A&M
- 47.4 percent FG shooting

Other

- Parents are Joe and Debbie Sharp
- Served a mission for The Church of Jesus Christ of Latter-day Saints in Houston
- Played for Quincy Lewis at Lone Peak High School
- Helped the Knights to back-to-back state titles in 2007-08
- Named first-team all-state by the Deseret News and Salt Lake Tribune
- A team captain as a senior
- Averaged 13.5 points and 6.3 rebounds as a senior
- Redshirted the 2008-09 season at Utah

Click/scan for Sharp's bio on BYUcougars.com



11-12 SEASON/CAREER HIGHS

Points: 5, BYU-Hawaii -- 11/15/11
 Points 1st half: 4, Buffalo -- 12/20/11
 Points 2nd half: 5, BYU-Hawaii -- 11/15/11; PVAMU -- 11/22/11
 Rebounds: 6, BYU-Hawaii -- 11/15/11; PVAMU -- 11/22/11
 Assists: 3, Longwood -- 11/18/11
 Steals: 1, three times, last, San Diego -- 12/31/11
 Blocks: 1, vs. San Francisco -- 1/7/12, San Diego -- 12/31/11
 FG made: 2, three times, last, Buffalo -- 12/20/11
 FG attempts: 4, at Utah State -- 11/11/11
 3FG made: 1, Prairie View A&M -- 11/22/11
 3FG attempts: 1, four times, last, CSUSM -- 1/27/11
 FT made: 2, three times, last, Santa Clara -- 1/14/12
 FT attempts: 4, CSUSM -- 12/27/11

2011-12 GAME-BY-GAME

Opponent	Date	GS	Min	FG	FGA	Pct	3FG	FGA	Pct	FT	FTA	Pct	Off	Def	TR	Avg	PF	FO	A	TO	Blk	Stl	Pts	Avg
at Utah State	11/11/11	15	1	4	.250	0	0	.000	0	0	.000	0	0	0	0	0	0	0	0	0	0	0	2	2.0
BYU-HAWAII	11/15/11	12	2	3	.667	0	0	.000	1	3	.333	2	4	6	5.0	2	0	1	0	0	0	1	5	3.5
LONGWOOD	11/18/11	17	0	1	.000	0	0	.000	1	2	.500	1	3	4	4.7	3	0	3	1	0	0	0	1	2.7
PRAIRIE VIEW A&M	11/22/11	22	2	2	1.000	1	1	1.000	0	0	.000	1	5	6	5.0	2	0	1	1	0	0	0	5	3.3
vs Nevada	11/25/11	10	0	0	.000	0	0	.000	0	0	.000	0	1	1	4.2	1	0	0	2	0	0	0	0	2.6
vs Wisconsin	11/26/11	1	0	0	.000	0	0	.000	0	0	.000	1	0	1	3.7	0	0	0	0	0	0	0	0	2.2
vs Northern Arizona	11/30/11	16	1	2	.500	0	1	.000	0	0	.000	1	0	1	3.3	3	0	2	3	0	0	0	2	2.1
vs Oregon	12/03/11	2	0	0	.000	0	0	.000	0	0	.000	0	0	0	2.9	1	0	0	1	0	0	0	0	1.9
WEBER STATE	12/07/11	3	0	0	.000	0	0	.000	0	0	.000	0	0	0	2.6	0	0	0	1	0	0	0	0	1.7
at Utah	12/10/11																							
BAYLOR	12/17/11																							
BUFFALO	12/20/11	14	2	3	.667	0	1	.000	0	0	.000	0	0	0	2.3	0	0	1	0	0	0	0	4	1.9
UC SANTA BARBARA	12/22/11	3	0	0	.000	0	0	.000	0	0	.000	0	0	0	2.1	0	0	0	0	0	0	0	0	1.7
CS SAN MARCOS	12/27/11	15	1	3	.333	0	1	.000	2	4	.500	2	2	4	2.3	0	0	1	1	0	1	1	4	1.9
at Saint Mary's (CA)	12/29/11	1	0	0	.000	0	0	.000	2	2	1.000	1	0	1	2.2	0	0	0	0	0	0	0	2	1.9
SAN DIEGO	12/31/11	5	0	0	.000	0	0	.000	0	0	.000	1	1	2	2.1	0	0	1	1	1	1	1	0	1.8
at Loyola Marymount	01/05/12																							
SAN FRANCISCO	01/07/12	11	0	1	.000	0	0	.000	1	2	.500	0	0	0	2.0	1	0	0	0	0	1	0	1	1.7
SANTA CLARA	01/14/12	2	0	0	.000	0	0	.000	2	2	1.000	0	1	1	1.9	0	0	0	0	0	0	0	2	1.8
at San Diego	01/16/12	6	0	0	.000	0	0	.000	1	2	.500	0	0	0	1.8	1	0	0	0	0	0	0	1	1.7
LOYOLA MARYMOUNT	01/19/12	2	0	0	.000	0	0	.000	0	0	.000	0	1	1	1.8	0	0	0	1	0	0	0	0	1.6
Totals		0	157	9	19	.474	1	4	.250	10	17	.588	12	20	32	1.8	16	0	10	12	2	3	29	1.6

MISCELLANEOUS

	11-12	Career
Double-Figure Pts:	0 (0-0)	0 (0-0)
20-plus Pts:	0 (0-0)	0 (0-0)
Double-Figure Reb:	0 (0-0)	0 (0-0)
Double-Doubles:	0 (0-0)	0 (0-0)
3-plus Steals:	0 (0-0)	0 (0-0)
3-plus Blocks:	0 (0-0)	0 (0-0)
3-plus 3-point FGs:	0 (0-0)	0 (0-0)
Scoring Leader:	0 (0-0)	0 (0-0)
Rebound Leader:	0 (0-0)	0 (0-0)
Assist Leader:	0 (0-0)	0 (0-0)

CAREER STATISTICS (ALL GAMES)																									
Year	GP	GS	Min	Avg	FG	FGA	Pct	3FG	FGA	Pct	FT	FTA	Pct	Off	Def	TR	Avg	PF	FO	A	TO	Blk	Stl	Pts	Avg
2011-12	18	0	157	8.7	9	19	.474	1	4	.250	10	17	.588	12	20	32	1.8	16	0	10	12	2	3	29	1.6
TOTAL	18	0	157	8.7	9	19	.474	1	4	.250	10	17	.588	12	20	32	1.8	16	0	10	12	2	3	29	1.6

CAREER STATISTICS (CONFERENCE GAMES)																									
Year	GP	GS	Min	Avg	FG	FGA	Pct	3FG	FGA	Pct	FT	FTA	Pct	Off	Def	TR	Avg	PF	FO	A	TO	Blk	Stl	Pts	Avg
2011-12	6	0	27	4.5	0	1	.000	0	0	.000	6	8	.750	2	3	5	0.8	2	0	1	2	2	1	6	1.0
TOTAL	6	0	27	4.5	0	1	.000	0	0	.000	6	8	.750	2	3	5	0.8	2	0	1	2	2	1	6	1.0





13 — BROCK ZYLSTRA
6-6 • 210 • Junior • Guard
La Verne, Calif. (Bonita HS)

ZYLSTRA NOTES

Last time Out

- Had 7 points, 6 rebounds and 2 steals vs. Loyola Marymount

In 2011-12

- Has started every game this season
- Shot a perfect 8 of 8 from the field and made 6 treys vs. San Francisco. The six consecutive threes made ties a BYU record for consecutive 3-pointers in a single game (Jonathan Tavernari 2007, Nate Call 1991)
- Scored a career-high 26 points against Buffalo to go with 4 assists and 4 steals
- Averages 9.2 points, 4.2 rebounds, 2.2 assists and 1.2 steals
- Has at least 1 steal in 17 games
- 49.6 percent FG shooting and 44.9 percent 3pt-FG shooting

Other

- Parents are Dave and Maxine Zylstra
- Wife's name is Sarah and they have a daughter, Sophia
- Served a mission for The Church of Jesus Christ of Latter-day Saints in New Zealand
- Recruited by Yale, Harvard, UC Davis, UC Irvine, UC Santa Barbara and Dartmouth
- Averaged 22 points, 12 rebounds, three steals and one block per game as a senior at Bonita HS

Click/scan for Zylstra's bio on BYUcougars.com



11-12 SEASON HIGHS

Points: 26, Buffalo -- 12/20/11
Points 1st half: 15, vs. Northern Arizona -- 11/30/11
Points 2nd half: 14, at San Diego -- 1/16/12
Rebounds: 7, three times, last, at San Diego -- 1/16/12
Assists: 5, UCSB -- 12/22/11
Steals: 4, Buffalo -- 12/20/11
Blocks: 1, Weber State -- 12/7/11, UCSB, 12/22/11
FG made: 9, Buffalo -- 12/20/11
FG attempts: 16, Buffalo -- 12/20/11
3FG made: 6, vs. San Francisco -- 1/7/12
3FG attempts: 10, Buffalo -- 12/20/11
FT made: 4, Buffalo -- 12/20/11
FT attempts: 4, Buffalo -- 12/20/11, UCSB -- 12/22/11

CAREER HIGHS

Points: 26, Buffalo -- 12/20/11
Rebounds: 7, three times, last, at San Diego -- 1/16/12
Assists: 5, UCSB -- 12/22/11
Steals: 4, Buffalo -- 12/20/11
Blocks: 1, three times, last, UCSB -- 12/22/11
FG made: 9, Buffalo -- 12/20/11
FG attempts: 16, Buffalo -- 12/20/11
3FG made: 6, vs. San Francisco -- 1/7/12
3FG attempts: 10, Buffalo -- 12/20/11
FT made: 4, Buffalo -- 12/20/11
FT attempts: 4, four times, last, San Diego -- 12/31/11

2011-12 GAME-BY-GAME

Opponent	Date	GS	Min	FG	FGA	Pct	3FG	FGA	Pct	FT	FTA	Pct	Off	Def	TR	Avg	PF	FO	A	TO	Blk	Stl	Pts	Avg	
at Utah State	11/11/11	*	31	1	4	.250	0	3	.000	0	0	.000	0	3	3	3.0	3	0	3	5	0	1	2	2.0	
BYU-HAWAII	11/15/11	*	32	3	9	.333	1	4	.250	0	0	.000	3	3	6	4.5	2	0	1	5	0	1	7	4.5	
LONGWOOD	11/18/11	*	18	2	5	.400	2	3	.667	0	0	.000	1	0	1	3.3	1	0	1	0	0	1	6	5.0	
PRAIRIE VIEW A&M	11/22/11	*	14	2	4	.500	2	4	.500	2	2	1.000	1	3	4	3.5	3	0	1	2	0	1	8	5.8	
vs Nevada	11/25/11	*	30	3	7	.429	2	5	.400	0	0	.000	1	1	2	3.2	1	0	2	0	0	1	8	6.2	
vs Wisconsin	11/26/11	*	22	2	7	.286	0	4	.000	0	0	.000	1	4	5	3.5	1	0	0	0	0	1	4	5.8	
vs Northern Arizona	11/30/11	*	26	8	10	.800	5	6	.833	2	2	1.000	1	2	3	3.4	3	0	1	1	0	1	23	8.3	
vs Oregon	12/03/11	*	26	2	6	.333	1	4	.250	2	3	.667	0	0	0	3.0	1	0	3	0	0	2	7	8.1	
WEBER STATE	12/07/11	*	27	6	11	.545	3	5	.600	0	0	.000	0	6	6	3.3	1	0	2	0	1	1	15	8.9	
at Utah	12/10/11	*	28	2	6	.333	2	5	.400	0	0	.000	1	1	2	3.2	1	0	4	1	0	0	6	8.6	
BAYLOR	12/17/11	*	38	1	4	.250	1	2	.500	1	2	.500	0	7	7	3.5	1	0	3	3	0	1	4	8.2	
BUFFALO	12/20/11	*	36	9	16	.563	4	10	.400	4	4	1.000	0	2	2	3.4	1	0	4	2	0	4	26	9.7	
UC SANTA BARBARA	12/22/11	*	32	3	5	.600	2	4	.500	1	4	.250	1	6	7	3.7	3	0	5	4	1	1	9	9.6	
CS SAN MARCOS	12/27/11	*	21	1	2	.500	1	2	.500	0	0	.000	1	3	4	3.7	0	0	2	1	0	2	3	9.1	
at Saint Mary's (CA)	12/29/11	*	32	2	3	.667	0	1	.000	0	1	.000	1	1	2	3.6	4	0	3	1	0	0	4	8.8	
SAN DIEGO	12/31/11	*	28	2	6	.333	1	5	.200	3	4	.750	1	5	6	3.8	2	0	3	1	0	0	8	8.8	
at Loyola Marymount	01/05/12	*	29	0	1	.000	0	1	.000	0	0	.000	1	4	5	3.8	4	0	3	2	0	0	0	8.2	
SAN FRANCISCO	01/07/12	*	25	8	8	1.000	6	6	1.000	0	0	.000	0	6	6	3.9	2	0	3	3	0	1	22	9.0	
SANTA CLARA	01/14/12	*	29	3	6	.500	1	3	.333	0	0	.000	0	4	4	3.9	2	0	2	1	0	1	7	8.9	
at San Diego	01/16/12	*	33	6	11	.545	5	8	.625	0	0	.000	0	7	7	4.1	0	0	1	2	0	3	17	9.3	
LOYOLA MARYMOUNT	01/19/12	*	35	2	7	.286	1	5	.200	2	4	.500	3	3	6	4.2	3	0	0	1	0	2	7	9.2	
Totals			21	592	68	137	.496	40	89	.449	17	26	.654	17	71	88	4.2	39	0	47	35	2	25	193	9.2

MISCELLANEOUS

	10-11	Career
Double-Figure Pts:	5 (5-0)	6 (6-0)
20-plus Pts:	4 (4-0)	4 (4-0)
Double-Figure Reb:	0 (0-0)	0 (0-0)
Double-Doubles:	0 (0-0)	0 (0-0)
3-plus Steals:	2 (2-0)	2 (2-0)
3-plus Blocks:	0 (0-0)	0 (0-0)
3-plus 3-point FGs:	5 (5-0)	6 (6-0)
Scoring Leader:	4 (4-0)	4 (4-0)
Rebound Leader:	1 (1-0)	1 (1-0)
Assist Leader:	0 (0-0)	0 (0-0)

CAREER STATISTICS (ALL GAMES)

Year	GP	GS	Min	Avg	FG	FGA	Pct	3FG	FGA	Pct	FT	FTA	Pct	Off	Def	TR	Avg	PF	FO	A	TO	Blk	Stl	Pts	Avg
2009-10	20	0	63	3.2	7	18	.389	0	3	.000	5	8	.625	2	11	13	0.7	4	0	2	4	1	1	19	1.0
2010-11	29	0	150	5.2	10	32	.313	6	22	.273	7	12	.583	5	19	24	0.8	13	0	9	4	0	8	33	1.1
2011-12	21	21	592	28.2	68	137	.496	40	89	.449	17	26	.654	17	71	88	4.2	39	0	47	35	2	25	193	9.2
TOTAL	70	21	805	11.5	85	187	.455	46	114	.404	29	46	.630	24	101	125	1.8	56	0	58	43	3	34	245	3.5

CAREER STATISTICS (CONFERENCE GAMES)

Year	GP	GS	Min	Avg	FG	FGA	Pct	3FG	FGA	Pct	FT	FTA	Pct	Off	Def	TR	Avg	PF	FO	A	TO	Blk	Stl	Pts	Avg
2009-10	8	0	24	3.0	3	7	.429	0	1	.000	2	4	.500	1	1	2	0.3	2	0	1	2	0	0	8	1.0
2010-11	11	0	40	3.6	2	7	.286	0	3	.000	3	7	.429	2	5	7	0.6	4	0	2	0	0	2	7	0.6
2011-12	7	7	211	30.1	23	41	.561	14	28	.500	5	9	.556	6	30	36	5.1	17	0	15	11	0	7	65	9.3
TOTAL	26	7	275	10.6	28	55	.509	14	32	.438	10	20	.500	9	36	45	1.7	23	0	18	13	0	9	80	3.1





14 — NICK MARTINEAU
6-0 • 170 • Junior • Guard
Fruit Heights, Utah (Davis HS)

MARTINEAU NOTES

Last time Out

- Did not play vs. Loyola Marymount

In 2011-12

- Had 3 rebounds, 2 assists and 1 steal vs. CSUSM
- Played 7 minutes vs. Prairie View A&M and tallied 2 rebounds, 2 assists and 1 steal
- Played 2 minutes vs. BYU-Hawaii and scored 1 point (1-2 FT)
- Made one 3-pointer vs. Longwood and vs. San Diego

Other

- Parents are Chris and Sherrie and has three brothers and one sister
- Wife's name is Karli
- Served a mission for The Church of Jesus Christ of Latter-day Saints in Chile
- Also garnered recruiting attention as a wide receiver in football
- Also recruited by Southern Utah, Penn, Columbia, Princeton, Stanford, Air Force, Utah State and Utah
- Averaged 15 points and six assists per game at Davis High School, earning first-team all-state honors as a senior
- Named Salt Lake Tribune second-team all-state and Deseret News third-team all-state his junior season
- Earned first-team all-state accolades as a wide receiver in football
- Honored by the National Football Foundation Hall of Fame

Click/scan for Martineau's bio on BYUcougars.com



11-12 SEASON HIGHS

Points: 3, Longwood – 11/18/11, San Diego – 12/31/11
 Points 1st half: —
 Points 2nd half: 3, Longwood – 11/18/11, San Diego – 12/31/11
 Rebounds: — 3, CSUSM – 12/27/11
 Assists: — 2, Prairie View A&M – 11/22/11, CSUSM – 12/27/11
 Steals: — 1, Prairie View A&M – 11/22/11, CSUSM – 12/27/11
 Blocks: —
 FG made: — 1, three times, last, San Diego – 12/31/11
 FG attempts: — 2, CSUSM – 12/27/11
 3FG made: — 1, Longwood – 11/18/11, San Diego – 12/31/11
 3FG attempts: — 1, three times, last, San Diego – 12/31/11
 FT made: 1, BYU-Hawaii – 11/15/11
 FT attempts: 2, BYU-Hawaii – 11/15/11

CAREER HIGHS

Points: 6, Loyola Marymount – 01/03/08
 Rebounds: 3, CSUSM – 12/27/11
 Assists: 4, Loyola Marymount – 01/03/08
 Steals: 2, Chicago State – 11/20/10
 Blocks: --
 FG made: 2, Mississippi Valley – 11/23/10
 FG attempts: 3, twice, last vs Hawaii – 12/04/10
 3FG made: 1, 6 times, last, San Diego – 12/31/11
 3FG attempts: 2, 3 times, last vs Fresno Pacific – 01/01/11
 FT made: 4, Loyola Marymount – 01/03/08
 FT attempts: 4, Loyola Marymount – 01/03/08

2011-12 GAME-BY-GAME

Opponent	Date	GS	Min	FG	FGA	Pct	3FG	FGA	Pct	FT	FTA	Pct	Off	Def	TR	Avg	Pf	Fo	A	To	Blk	Stl	Pts	Avg
at Utah State	11/11/11		DNP																					
BYU-HAWAII	11/15/11	2	0	0	.000	0	0	.000	1	2	.500	0	0	0	0.0	0	0	0	0	0	0	1	1.0	
LONGWOOD	11/18/11	3	1	1	1.000	1	1	1.000	0	0	.000	0	0	0	0.0	0	0	0	0	0	0	3	2.0	
PRAIRIE VIEW A&M	11/22/11	7	0	0	.000	0	0	.000	0	0	.000	0	2	2	0.7	0	0	2	0	1	0	1.3		
vs Nevada	11/25/11	1	0	1	.000	0	0	.000	0	0	.000	0	0	0	0.5	0	0	0	0	0	0	1.0		
vs Wisconsin	11/26/11	1	0	0	.000	0	0	.000	0	0	.000	0	0	0	0.4	0	0	0	0	0	0	0.8		
vs Northern Arizona	11/30/11	5	0	1	.000	0	0	.000	0	0	.000	0	0	0	0.3	0	0	1	1	0	0	0.7		
vs. Oregon	12/3/11		DNP																					
WEBER STATE	12/07/11	5	1	1	1.000	0	0	.000	0	0	.000	0	0	0	0.3	0	0	1	1	0	0	2	0.9	
at Utah	12/10/11	1	0	0	.000	0	0	.000	0	0	.000	0	1	1	0.4	0	0	0	0	0	0	0.8		
BAYLOR	12/17/11		DNP																					
BUFFALO	12/20/11	1	0	1	.000	0	0	.000	0	0	.000	0	0	0	0.3	0	0	0	0	0	0	0.7		
UC SANTA BARBARA	12/22/11	1	0	0	.000	0	0	.000	0	0	.000	0	0	0	0.3	0	0	0	0	0	0	0.6		
CS SAN MARCOS	12/27/11	5	0	2	.000	0	1	.000	0	0	.000	1	2	3	0.5	1	0	2	1	0	1	0.5		
at Saint Mary's (CA)	12/29/11		DNP																					
SAN DIEGO	12/31/11	5	1	1	1.000	1	1	1.000	0	0	.000	0	0	0	0.5	0	0	0	0	0	3	0.8		
at Loyola Marymount	01/05/12		DNP																					
SAN FRANCISCO	01/07/12	3	0	1	.000	0	0	.000	0	0	.000	0	0	0	0.5	0	0	0	0	0	0	0.7		
SANTA CLARA	01/14/12		DNP																					
at San Diego	01/16/12	2	0	0	.000	0	0	.000	0	0	.000	0	0	0	0.4	0	0	0	0	0	0	0.6		
LOYOLA MARYMOUNT	01/19/12		DNP																					
Totals		0	42	3	9	.333	2	3	.667	1	2	.500	1	5	6	0.4	1	0	6	3	0	2	9	0.6

MISCELLANEOUS

	10-11	Career
Double-Figure Pts:	0 (0-0)	0 (0-0)
20-plus Pts:	0 (0-0)	0 (0-0)
Double-Figure Reb:	0 (0-0)	0 (0-0)
Double-Doubles:	0 (0-0)	0 (0-0)
3-plus Steals:	0 (0-0)	0 (0-0)
3-plus Blocks:	0 (0-0)	0 (0-0)
3-plus 3-point FGs:	0 (0-0)	0 (0-0)
Scoring Leader:	0 (0-0)	0 (0-0)
Rebound Leader:	0 (0-0)	0 (0-0)
Assist Leader:	0 (0-0)	0 (0-0)

CAREER STATISTICS (ALL GAMES)

Year	GP	GS	Min	Avg	FG	FGA	Pct	3FG	FGA	Pct	FT	FTA	Pct	Off	Def	TR	Avg	Pf	Fo	A	To	Blk	Stl	Pts	Avg
2007-08	20	0	115	5.8	4	14	.286	1	5	.200	4	6	.667	2	6	8	0.4	13	0	14	9	0	3	13	0.7
2010-11	25	0	121	4.8	6	22	.273	3	12	.250	2	2	1.000	0	11	11	0.4	7	0	14	4	0	5	17	0.7
2011-12	14	0	42	3.0	3	9	.333	2	3	.667	1	2	.500	1	5	6	0.4	1	0	6	3	0	2	9	0.6
TOTAL	59	0	278	4.7	13	45	.289	6	20	.300	7	10	.700	3	22	25	0.4	21	0	34	16	0	10	39	0.7

CAREER STATISTICS (CONFERENCE GAMES)

Year	GP	GS	Min	Avg	FG	FGA	Pct	3FG	FGA	Pct	FT	FTA	Pct	Off	Def	TR	Avg	Pf	Fo	A	To	Blk	Stl	Pts	Avg
2007-08	7	0	24	3.4	0	4	.000	0	2	.000	0	2	.000	0	1	1	0.1	2	0	0	3	0	2	0	0.0
2010-11	8	0	11	1.4	0	3	.000	0	1	.000	0	0	.000	0	0	0	0.0	2	0	1	0	0	0	0	0.0
2011-12	3	0	10	3.3	1	2	.500	1	1	1.000	0	0	.000	0	0	0	0.0	0	0	0	0	0	0	3	1.0
TOTAL	18	0	45	2.5	1	9	.111	1	4	.250	0	2	.000	0	1	1	0.1	4	0	1	3	0	2	3	0.2





20 — ANSON WINDER
 6-3 • 195 • Freshman • Guard
 Las Vegas, Nev. (Bishop Gorman HS)

WINDER NOTES

Last time Out

- Scored 2 points and had 1 steal vs. Loyola Marymount

In 2011-12

- Started 6 games at point guard and has played in 20 games
- BYU's assist leader in 6 games
- Hit 7 of 8 from the field and 6 of 7 from downtown for a career-best 20 points vs. Buffalo
- Had 9 points, 4 rebounds, 4 assists and 4 steals against Nevada, his first career start
- Averages 4.2 points, 2.2 assists and 1.3 rebounds

Other

- Parents are Chuck Winder and Teresa Williams
- Also recruited by Nevada, SMU, Portland, UC Riverside and Idaho
- Helped lead Bishop Gorman to back-to-back Nevada 4A state titles
- Averaged 17 points and seven boards as a senior and led Bishop Gorman to a 30-2 record
- Earned first-team all-Southwest League and first-team all-Sunset Division honors
- As a junior averaged 13.8 points, 8.2 rebounds and 3.0 assists and helped Bishop Gorman to a 28-5 record
- Earned all-Southwest League honors and Bishop Gorman's Sportsmanship Award as a junior
- Earned all-tournament honors at the Wyoming Energy Classic

Click/scan for Winder's bio on BYUcougars.com



11-12 SEASON/CAREER HIGHS

Points: 20, Buffalo -- 12/20/11
 Points 1st half: 17, Buffalo -- 12/20/11
 Points 2nd half: 7 vs. Oregon -- 12/3/11
 Rebounds: 4, vs Nevada Wolf Pack -- 11-25-11
 Assists: 9, vs Northern Arizona -- 11/30/11
 Steals: 4, vs Nevada Wolf Pack -- 11-25-11
 Blocks: 2, vs Northern Arizona -- 11/30/11
 FG made: 7, Buffalo -- 12/20/11
 FG attempts: 9, vs Nevada Wolf Pack -- 11-25-11
 3FG made: 6, Buffalo -- 12/20/11
 3FG attempts: 7, Buffalo -- 12/20/11
 FT made: 3, Prairie View A&M -- 11/22/11, UCSB -- 12/22/11
 FT attempts: 5, Longwood -- 11/18/11

MISCELLANEOUS

	11-12	Career
Double-Figure Pts:	3 (3-0)	3 (3-0)
20-plus Pts:	1 (1-0)	1 (1-0)
Double-Figure Reb:	0 (0-0)	0 (0-0)
Double-Doubles:	0 (0-0)	0 (0-0)
3-plus Steals:	3 (2-1)	3 (2-1)
3-plus Blocks:	0 (0-0)	0 (0-0)
3-plus 3-point FGs:	1 (1-0)	1 (1-0)
Scoring Leader:	0 (0-0)	0 (0-0)
Rebound Leader:	0 (0-0)	0 (0-0)
Assist Leader:	6 (6-0)	6 (6-0)

2011-12 GAME-BY-GAME

Opponent	Date	GS	Min	FG	FGA	Pct	3FG	FGA	Pct	FT	FTA	Pct	Off	Def	TR	Avg	PF	FO	A	TO	Blk	Stl	Pts	Avg	
at Utah State	11/11/11		DNP																						
BYU-HAWAII	11/15/11	2	0	0	.000	0	0	.000	0	0	.000	0	1	1	1.0	0	0	0	0	0	0	0	0	0.0	
LONGWOOD	11/18/11	25	2	5	.400	2	4	.500	2	5	.400	0	1	1	1.0	1	0	5	0	0	0	0	8	4.0	
PRAIRIE VIEW A&M	11/22/11	21	3	5	.600	2	4	.500	3	3	1.000	0	3	3	1.7	2	0	4	2	0	0	11	6.3		
vs Nevada	11/25/11	* 38	4	9	.444	0	4	.000	1	2	.500	0	4	4	2.3	2	0	4	3	0	4	9	7.0		
vs Wisconsin	11/26/11	* 21	0	0	.000	0	0	.000	0	0	.000	0	0	0	1.8	0	0	3	1	0	0	0	5.6		
vs Northern Arizona	11/30/11	* 22	1	3	.333	0	1	.000	1	2	.500	0	2	2	1.8	1	0	9	3	2	3	3	5.2		
vs Oregon	12/03/11	* 37	4	8	.500	2	5	.400	0	1	.000	1	1	2	1.9	0	0	6	3	0	1	10	5.9		
WEBER STATE	12/07/11	* 19	0	3	.000	0	3	.000	0	0	.000	0	1	1	1.8	1	0	1	0	1	0	0	5.1		
at Utah	12/10/11	* 12	0	5	.000	0	4	.000	1	2	.500	1	1	2	1.8	1	0	0	2	0	0	0	1	4.7	
BAYLOR	12/17/11	3	0	0	.000	0	0	.000	1	2	.500	0	0	0	1.6	0	0	0	0	0	0	0	1	4.3	
BUFFALO	12/20/11	19	7	8	.875	6	7	.857	0	0	.000	0	0	0	1.5	0	0	2	3	0	1	20	5.7		
UC SANTA BARBARA	12/22/11	13	0	2	.000	0	2	.000	3	4	.750	0	3	3	1.6	0	0	0	0	0	0	0	3	5.5	
CS SAN MARCOS	12/27/11	14	0	6	.000	0	4	.000	0	0	.000	0	1	1	1.5	1	0	1	0	0	0	0	5.1		
at Saint Mary's (CA)	12/29/11	21	3	7	.429	2	3	.667	0	0	.000	0	1	1	1.5	0	0	1	0	0	3	8	5.3		
SAN DIEGO	12/31/11	16	0	2	.000	0	2	.000	0	0	.000	0	0	0	1.4	1	0	5	2	0	1	0	4.9		
at Loyola Marymount	01/05/12	9	0	2	.000	0	2	.000	2	2	1.000	0	1	1	1.4	1	0	0	1	0	3	2	4.8		
SAN FRANCISCO	01/07/12	9	1	2	.500	1	1	1.000	2	2	1.000	0	2	2	1.4	4	0	2	2	0	0	5	4.8		
SANTA CLARA	01/14/12	4	0	0	.000	0	0	.000	0	0	.000	0	1	1	1.4	0	0	0	1	0	1	0	4.5		
at San Diego	01/16/12	5	0	0	.000	0	0	.000	0	0	.000	0	1	1	1.4	0	0	0	0	0	0	0	4.3		
LOYOLA MARYMOUNT	01/19/12	9	1	5	.200	0	4	.000	0	0	.000	0	0	0	1.3	0	0	0	0	0	0	1	2	4.2	
Totals		6	319	26	72	.361	15	50	.300	16	25	.640	2	24	26	1.3	15	0	43	23	3	18	83	4.2	

CAREER STATISTICS (ALL GAMES)																									
Year	GP	GS	Min	Avg	FG	FGA	Pct	3FG	FGA	Pct	FT	FTA	Pct	Off	Def	TR	Avg	PF	FO	A	TO	Blk	Stl	Pts	Avg
2011-12	20	6	319	16.0	26	72	.361	15	50	.300	16	25	.640	2	24	26	1.3	15	0	43	23	3	18	83	4.2
TOTAL	20	6	319	16.0	26	72	.361	15	50	.300	16	25	.640	2	24	26	1.3	15	0	43	23	3	18	83	4.2

CAREER STATISTICS (CONFERENCE GAMES)																									
Year	GP	GS	Min	Avg	FG	FGA	Pct	3FG	FGA	Pct	FT	FTA	Pct	Off	Def	TR	Avg	PF	FO	A	TO	Blk	Stl	Pts	Avg
2011-12	7	0	73	10.4	5	18	.278	3	12	.250	4	4	1.000	0	6	6	0.9	6	0	8	6	0	9	17	2.4
TOTAL	7	0	73	10.4	5	18	.278	3	12	.250	4	4	1.000	0	6	6	0.9	6	0	8	6	0	9	17	2.4





21 — STEPHEN ROGERS
 6-8 • 195 • Junior • Forward
 Mesa, Ariz. (Mesa CC)

ROGERS NOTES

Last time Out

- Did not play vs. Loyola Marymount

In 2011-12

- Missed three weeks with knee injury
- Has played in 14 games and started two
- Scored 15 points in 18 minutes vs. Weber State
- Had 17 points vs. Longwood and 18 vs. Prairie View A&M
- Averages 7.7 points, 2.1 rebounds and 1.6 assists
- 48.2 percent FG shooting

Other

- Parents are Kimball and Sharon Rogers and is the youngest of seven children
- Wife's name is Ginny
- Served a mission for The Church of Jesus Christ of Latter-day Saints in Cleveland, Ohio
- Earned junior college All-America honors while leading Mesa CC to a 25-7 record (2009-10)
- Averaged 21.3 points, 5.3 rebounds, 1.5 assists and 1.3 steals and made 85 threes and shot .499 from the field, .427 from three and .810 from the free throw line
- Redshirted one season at Arizona State prior to playing at Mesa

Click/scan for Rogers' bio on BYUcougars.com



11-12 SEASON HIGHS

Points: 18, Prairie View A&M – 11/22/11
 Points 1st half: 8, Prairie View A&M – 11/22/11
 Points 2nd half: 14, Longwood – 11/18/11
 Rebounds: 6, vs. Northern Arizona – 11/30/11
 Assists: 3, four times, last, Santa Clara – 01/14/12
 Steals: 3, Longwood – 11/18/11
 Blocks: 2 BYU-Hawaii – 11/15/11
 FG made: 7, Longwood – 11/18/11
 FG attempts: 10, vs. Oregon – 12/3/11, Weber State – 12/7/11
 3FG made: 4, vs. Oregon – 12/3/11
 3FG attempts: 7, vs. Oregon – 12/3/11
 FT made: 3, Prairie View A&M – 11/22/11
 FT attempts: 4, Prairie View A&M – 11/22/11

CAREER HIGHS

Points: 18, Prairie View A&M – 11/22/11
 Rebounds: 8, UNLV – 02/05/11
 Assists: 3, four times, last, Santa Clara – 01/14/12
 Steals: 3, Longwood – 11/18/11
 Blocks: 2, three times, last, Weber State, 12/7/11
 FG made: 7, Longwood – 11/18/11
 FG attempts: 10, three times, last, Weber State – 12/7/11
 3FG made: 4, vs. Oregon – 12/3/11
 3FG attempts: 7, vs. Oregon – 12/3/11
 FT made: 11, Fresno Pacific – 01/01/11
 FT attempts: 11, Fresno Pacific – 01/01/11

2011-12 GAME-BY-GAME

Opponent	Date	GS	Min	FG	FGA	Pct	3FG	FGA	Pct	FT	FTA	Pct	Off	Def	TR	Avg	PF	FO	A	TO	Blk	Stl	Pts	Avg	
at Utah State	11/11/11	*	29	3	7	.429	0	4	.000	1	2	.500	0	0	0	0.0	5	1	3	1	1	1	7	7.0	
BYU-HAWAII	11/15/11	*	22	2	5	.400	1	2	.500	0	0	.000	0	2	2	1.0	3	0	1	2	2	0	5	6.0	
LONGWOOD	11/18/11		18	7	9	.778	3	5	.600	0	0	.000	2	0	2	1.3	0	0	3	0	0	3	17	9.7	
PRAIRIE VIEW A&M	11/22/11		21	6	9	.667	3	5	.600	3	4	.750	0	2	2	1.5	1	0	2	0	1	1	18	11.8	
vs Nevada	11/25/11		11	1	4	.250	0	1	.000	0	0	.000	0	4	4	2.0	0	0	2	2	0	0	2	9.8	
vs Wisconsin	11/26/11		12	3	6	.500	0	1	.000	0	0	.000	0	2	2	2.0	0	0	0	2	0	0	6	9.2	
vs Northern Arizona	11/30/11		27	3	6	.500	2	5	.400	0	0	.000	0	6	6	2.6	2	0	3	0	0	0	8	9.0	
vs Oregon	12/03/11		21	5	10	.500	4	7	.571	2	3	.667	0	1	1	2.4	1	0	2	2	0	2	16	9.9	
WEBER STATE	12/07/11		18	6	10	.600	1	3	.333	2	2	1.000	0	0	0	2.1	0	0	1	0	1	0	15	10.4	
at Utah	12/10/11		19	2	8	.250	1	5	.200	0	2	.000	0	3	3	2.2	2	0	2	1	1	0	5	9.9	
BAYLOR	12/17/11																								
BUFFALO	12/20/11																								
UC SANTA BARBARA	12/22/11																								
CS SAN MARCOS	12/27/11																								
at Saint Mary's (CA)	12/29/11																								
SAN DIEGO	12/31/11																								
at Loyola Marymount	01/05/12		7	0	3	.000	0	2	.000	2	2	1.000	1	0	1	2.1	1	0	1	0	0	0	2	9.2	
SAN FRANCISCO	01/07/12		8	1	1	1.000	1	1	1.000	0	0	.000	0	3	3	2.2	3	0	1	1	0	0	3	8.7	
SANTA CLARA	01/14/12		12	1	6	.167	0	3	.000	0	0	.000	0	3	3	2.2	0	0	3	0	0	1	2	8.2	
at San Diego	01/16/12		5	1	1	1.000	0	0	.000	0	0	.000	0	0	0	2.1	0	0	0	0	0	0	2	7.7	
LOYOLA MARYMOUNT	01/19/12																								
Totals			2	230	41	85	.482	16	44	.364	10	15	.667	3	26	29	2.1	18	1	23	12	5	9	108	7.7

MISCELLANEOUS

	10-11	Career
Double-Figure Pts:	4 (4-0)	10 (10-0)
20-plus Pts:	0 (0-0)	0 (0-0)
Double-Figure Reb:	0 (0-0)	0 (0-0)
Double-Doubles:	0 (0-0)	0 (0-0)
3-plus Steals:	1 (1-0)	1 (1-0)
3-plus Blocks:	0 (0-0)	0 (0-0)
3-plus 3-point FGs:	3 (3-0)	6 (6-0)
Scoring Leader:	1 (1-0)	2 (2-0)
Rebound Leader:	0 (0-0)	1 (1-0)
Assist Leader:	0 (0-0)	0 (0-0)

CAREER STATISTICS (ALL GAMES)																									
Year	GP	GS	Min	Avg	FG	FGA	Pct	3FG	FGA	Pct	FT	FTA	Pct	Off	Def	TR	Avg	PF	FO	A	TO	Blk	Stl	Pts	Avg
2010-11	36	0	368	10.2	43	105	.410	21	61	.344	41	48	.854	17	61	78	2.2	26	0	12	22	8	10	148	4.1
2011-12	14	2	230	16.4	41	85	.482	16	44	.364	10	15	.667	3	26	29	2.1	18	1	23	12	5	9	108	7.7
TOTAL	50	2	598	12.0	84	190	.442	37	105	.352	51	63	.810	20	87	107	2.1	44	1	35	34	13	19	256	5.1

CAREER STATISTICS (CONFERENCE GAMES)																									
Year	GP	GS	Min	Avg	FG	FGA	Pct	3FG	FGA	Pct	FT	FTA	Pct	Off	Def	TR	Avg	PF	FO	A	TO	Blk	Stl	Pts	Avg
2010-11	16	0	172	10.8	23	53	.434	10	30	.333	10	10	1.000	7	26	33	2.1	14	0	5	11	2	5	66	4.1
2011-12	4	0	32	8.0	3	11	.273	1	6	.167	2	2	1.000	1	6	7	1.8	4	0	5	1	0	1	9	2.3
TOTAL	20	0	204	10.2	26	64	.406	11	36	.306	12	12	1.000	8	32	40	2.0	18	0	10	12	2	6	75	3.8





HARRISON NOTES

Last time Out

- Played 5 minutes vs. Loyola Marymount

In 2011-12

- Has played in 19 of 21 games this season
- Scored 8 points off the bench vs. Baylor
- Scored 11 points vs. Longwood, draining 3 of 5 three-pointers
- Scored 9 points vs. Wisconsin
- Averages 3.6 points

Other

- Also recruited by Clemson, Florida State, Marquette and Wisconsin
- As a senior helped Christ School to a 32-5 overall record, a 12-0 league record and the NCISAA State Title
- Named NCISAA 3A All-State
- Earned first-team Asheville Citizen-Times All-WNC honors
- Shared team MVP honors with Marshall Plumlee (Duke)
- A Jordan Brand Classic Regional All-Star
- Named CAA All-Conference and CAA Player of the Year
- Averaged 12.7 points, 4.7 rebounds, 1.8 steals and 1.7 assists and hit 53 threes

Click/scan for Harrison's bio on BYUcougars.com



24 — DAMARCUS HARRISON

6-5 • 190 • Freshman • Guard
Greenwood, S.C. (Christ HS)

11-12 SEASON/CAREER HIGHS

Points: 11, Longwood – 11/18/11
Points 1st half: 8, Baylor – 12/17/11
Points 2nd half: 6, three times, last, San Diego – 12/31/11
Rebounds: 3, Baylor – 12/17/11, CSUSM – 12/27/11
Assists: 2, Four times, last, CSUSM – 12/27/11
Steals: 2, vs. Oregon – 12/3/11, CSUSM – 12/27/11
Blocks: 1, Baylor – 12/17/11
FG made: 4, CSUSM – 12/27/11
FG attempts: 8, vs. NAU – 11/30/11, CSUSM – 12/27/11
3FG made: 3, Longwood – 11/18/11
3FG attempts: 5, Longwood – 11/18/11
FT made: 2, Longwood – 11/18/11
FT attempts: 4, Baylor – 12/17/11

2011-12 GAME-BY-GAME

Opponent	Date	GS	Min	FG	FGA	Pct	3FG	FGA	Pct	FT	FTA	Pct	Off	Def	TR	Avg	PF	FO	A	TO	Blk	Stl	Pts	Avg
at Utah State	11/11/11	4	0	1	.000	0	0	.000	0	0	0	.000	0	0	0	0	0	0	0	0	0	0	0	0.0
BYU-HAWAII	11/15/11	15	2	6	.333	1	2	.500	1	1	1.000	1	1	2	1.0	1	0	2	3	0	0	6	3.0	
LONGWOOD	11/18/11	13	3	7	.429	3	5	.600	2	2	1.000	0	0	0	0.7	0	0	1	1	0	0	11	5.7	
PRAIRIE VIEW A&M	11/22/11	14	2	5	.400	0	2	.000	1	3	.333	0	1	1	0.8	3	0	2	1	0	1	5	5.5	
vs Nevada	11/25/11	8	2	4	.500	0	1	.000	0	0	.000	1	1	2	1.0	1	0	0	1	0	0	4	5.2	
vs Wisconsin	11/26/11	19	3	7	.429	1	2	.500	2	2	1.000	0	1	1	1.0	1	0	0	1	0	1	9	5.8	
vs Northern Arizona	11/30/11	14	2	8	.250	0	2	.000	0	0	.000	0	1	1	1.0	0	0	0	0	0	1	4	5.6	
vs Oregon	12/03/11	5	0	1	.000	0	1	.000	0	2	.000	0	1	1	1.0	0	0	1	0	2	0	4	4.9	
WEBER STATE	12/07/11	11	1	6	.167	0	3	.000	0	0	.000	0	0	0	0.9	0	0	1	0	0	0	2	4.6	
at Utah	12/10/11	8	1	5	.200	1	4	.250	0	0	.000	0	0	0	0.8	1	0	0	0	0	0	3	4.4	
BAYLOR	12/17/11	15	3	7	.429	1	3	.333	1	4	.250	1	2	3	1.0	2	0	1	1	1	1	8	4.7	
BUFFALO	12/20/11																							
UC SANTA BARBARA	12/22/11	8	0	2	.000	0	2	.000	0	0	.000	0	0	0	0.9	0	0	2	0	0	1	0	4.3	
CS SAN MARCOS	12/27/11	21	4	8	.500	0	4	.000	0	1	.000	1	2	3	1.1	0	0	2	3	0	2	8	4.6	
at Saint Mary's (CA)	12/29/11	5	0	2	.000	0	0	.000	0	0	.000	0	0	0	1.0	0	0	1	2	0	0	0	4.3	
SAN DIEGO	12/31/11	5	3	4	.750	0	0	.000	0	0	.000	0	2	2	1.1	0	0	0	0	0	0	6	4.4	
at Loyola Marymount	01/05/12																							
SAN FRANCISCO	01/07/12	9	1	5	.200	1	3	.333	0	0	.000	0	1	1	1.1	1	0	0	1	0	0	3	4.3	
SANTA CLARA	01/14/12	2	0	2	.000	0	1	.000	0	0	.000	0	1	1	1.1	0	0	0	0	0	0	0	4.1	
at San Diego	01/16/12	1	0	0	.000	0	0	.000	0	0	.000	0	1	1	1.1	0	0	0	1	0	0	0	3.8	
LOYOLA MARYMOUNT	01/19/12	5	0	1	.000	0	0	.000	0	0	.000	0	0	0	1.0	1	0	0	0	0	0	0	3.6	
Totals		0	182	27	81	.333	8	35	.229	7	15	.467	4	15	19	1.0	12	0	12	17	1	9	69	3.6

MISCELLANEOUS

	11-12	Career
Double-Figure Pts:	1 (1-0)	1 (1-0)
20-plus Pts:	0 (0-0)	0 (0-0)
Double-Figure Reb:	0 (0-0)	0 (0-0)
Double-Doubles:	0 (0-0)	0 (0-0)
3-plus Steals:	0 (0-0)	0 (0-0)
3-plus Blocks:	0 (0-0)	0 (0-0)
3-plus 3-point FGs:	1 (1-0)	1 (1-0)
Scoring Leader:	0 (0-0)	0 (0-0)
Rebound Leader:	0 (0-0)	0 (0-0)
Assist Leader:	0 (0-0)	0 (0-0)

CAREER STATISTICS (ALL GAMES)																									
Year	GP	GS	Min	Avg	FG	FGA	Pct	3FG	FGA	Pct	FT	FTA	Pct	Off	Def	TR	Avg	PF	FO	A	TO	Blk	Stl	Pts	Avg
2011-12	19	0	182	9.6	27	81	.333	8	35	.229	7	15	.467	4	15	19	1.0	12	0	12	17	1	9	69	3.6
TOTAL	19	0	182	9.6	27	81	.333	8	35	.229	7	15	.467	4	15	19	1.0	12	0	12	17	1	9	69	3.6

CAREER STATISTICS (CONFERENCE GAMES)																									
Year	GP	GS	Min	Avg	FG	FGA	Pct	3FG	FGA	Pct	FT	FTA	Pct	Off	Def	TR	Avg	PF	FO	A	TO	Blk	Stl	Pts	Avg
2011-12	6	0	27	4.5	4	14	.286	1	4	.250	0	0	.000	0	5	5	0.8	2	0	1	4	0	0	9	1.5
TOTAL	6	0	27	4.5	4	14	.286	1	4	.250	0	0	.000	0	5	5	0.8	2	0	1	4	0	0	9	1.5





33 — NATE AUSTIN
 6-10 • 215 • Freshman • Forward/Center
 Alpine, Utah (Lone Peak HS)

AUSTIN NOTES

Last time Out

- Recorded 2 points and 2 boards vs. Loyola Marymount

In 2011-12

- Has played in every game this season
- Career-high 15 points came on 7 of 8 shooting vs. Weber State
- Hit 3-pointers in four-straight games (Northern Arizona, Oregon, Weber State, Utah)
- Averages 4.3 points and 3.8 rebounds
- 58.3 percent FG shooting and 40.0 percent 3pt FG shooting

Other

- Served a mission for The Church of Jesus Christ of Latter-day Saints in McAllen, Texas
- Also recruited by Boise State and Utah State
- Helped Lone Peak to a 22-3 record as a senior
- Averaged 11.5 points while helping the Knights to a trip to the state title game in 2009
- Helped Lone Peak win the 2008 state title
- Played with fellow Cougars Tyler Haws and Josh Sharp at Lone Peak
- Played for Salt Lake Metro club team directed by Dave Hammer and coached by Marty Haws
- At Las Vegas Spring Showcase scored 24 points and grabbed 22 rebounds in a gold bracket quarterfinal game

Click/scan for Austin's bio on BYUcougars.com



11-12 SEASON/CAREER HIGHS

Points: 15, Weber State – 12/07/11
 Points 1st half: 9, vs. Oregon – 12/3/11
 Points 2nd half: 13, Weber State – 12/7/11
 Rebounds: 9, three times, last, vs. San Francisco – 1/7/12
 Assists: 2, at Saint Mary's – 12/29/11, Santa Clara – 1/14/12
 Steals: 1, four times, last, San Diego – 12/31/11
 Blocks: 2, CSUSM – 12/27/11
 FG made: 7, Weber State – 12/07/11
 FG attempts: 8, Weber State – 12/07/11
 3FG made: 1, 5 times, last, San Diego – 12/31/11
 3FG attempts: 2, four times, last, San Diego – 12/31/11
 FT made: 3, Buffalo – 12/20/11
 FT attempts: 4, three times, last, LMU – 1/19/12

2011-12 GAME-BY-GAME

Opponent	Date	GS	Min	FG	FGA	Pct	3FG	FGA	Pct	FT	FTA	Pct	Off	Def	TR	Avg	PF	FO	A	TO	Blk	Stl	Pts	Avg	
at Utah State	11/11/11	11	1	1	1.000	0	0	.000	0	0	.000	1	2	3	3.0	1	0	1	1	0	1	0	2	2.0	
BYU-HAWAII	11/15/11	5	0	0	.000	0	0	.000	0	0	.000	1	1	2	2.5	3	0	0	2	0	0	0	0	1.0	
LONGWOOD	11/18/11	13	2	4	.500	0	0	.000	0	0	.000	2	1	3	2.7	3	0	1	2	1	0	4	2.0		
PRAIRIE VIEW A&M	11/22/11	8	0	1	.000	0	0	.000	2	4	.500	0	0	0	2.0	2	0	0	1	0	1	0	1	2.0	
vs Nevada	11/25/11	4	0	0	.000	0	0	.000	0	0	.000	0	0	0	1.6	1	0	0	0	1	1	0	0	1.6	
vs Wisconsin	11/26/11	1	0	0	.000	0	0	.000	2	2	1.000	0	0	0	1.3	0	0	0	0	0	0	0	2	1.7	
vs Northern Arizona	11/30/11	9	5	6	.833	1	2	.500	0	0	.000	1	3	4	1.7	3	0	1	0	0	0	0	11	3.0	
vs Oregon	12/03/11	18	4	7	.571	1	2	.500	0	0	.000	2	4	6	2.3	5	1	0	0	0	0	0	9	3.8	
WEBER STATE	12/07/11	21	7	8	.875	1	2	.500	0	3	.000	2	7	9	3.0	3	0	0	0	1	0	0	15	5.0	
at Utah	12/10/11	18	1	1	1.000	1	1	1.000	0	0	.000	0	5	5	3.2	3	0	1	0	0	0	0	3	4.8	
BAYLOR	12/17/11	7	0	1	.000	0	0	.000	0	0	.000	1	2	3	3.2	2	0	0	0	1	0	0	0	4.4	
BUFFALO	12/20/11	24	2	4	.500	0	1	.000	3	4	.750	2	7	9	3.7	4	0	1	1	0	1	0	7	4.6	
UC SANTA BARBARA	12/22/11	8	0	1	.000	0	1	.000	0	2	.000	0	0	0	3.4	2	0	0	3	0	0	0	0	4.2	
CS SAN MARCOS	12/27/11	13	1	3	.333	0	0	.000	1	2	.500	0	2	2	3.3	3	0	1	0	2	0	3	4.1		
at Saint Mary's (CA)	12/29/11	12	0	1	.000	0	0	.000	0	2	.000	2	2	4	3.3	1	0	2	0	0	0	0	0	3.9	
SAN DIEGO	12/31/11	14	3	6	.500	1	2	.500	2	2	1.000	0	1	1	3.2	5	1	0	0	1	1	9	4.2		
at Loyola Marymount	01/05/12	15	4	5	.800	0	0	.000	0	0	.000	4	2	6	3.4	2	0	0	0	0	0	0	8	4.4	
SAN FRANCISCO	01/07/12	16	2	4	.500	0	1	.000	0	2	.000	2	7	9	3.7	1	0	1	0	1	0	4	4.4		
SANTA CLARA	01/14/12	16	1	1	1.000	0	0	.000	1	2	.500	4	3	7	3.8	2	0	2	0	0	0	0	3	4.3	
at San Diego	01/16/12	10	2	4	.500	1	1	1.000	2	3	.667	3	2	5	3.9	2	0	1	2	0	0	7	4.5		
LOYOLA MARYMOUNT	01/19/12	10	0	2	.000	0	2	.000	2	4	.500	0	2	2	3.8	1	0	0	0	0	0	0	2	4.3	
Totals			0	253	35	60	.583	6	15	.400	15	32	.469	27	53	80	3.8	49	2	11	12	9	4	91	4.3

MISCELLANEOUS

	11-12	Career
Double-Figure Pts:	2 (2-0)	2 (2-0)
20-plus Pts:	0 (0-0)	0 (0-0)
Double-Figure Reb:	0 (0-0)	0 (0-0)
Double-Doubles:	0 (0-0)	0 (0-0)
3-plus Steals:	0 (0-0)	0 (0-0)
3-plus Blocks:	0 (0-0)	0 (0-0)
3-plus 3-point FGs:	0 (0-0)	0 (0-0)
Scoring Leader:	0 (0-0)	0 (0-0)
Rebound Leader:	3 (3-0)	3 (3-0)
Assist Leader:	0 (0-0)	0 (0-0)

CAREER STATISTICS (ALL GAMES)																									
Year	GP	GS	Min	Avg	FG	FGA	Pct	3FG	FGA	Pct	FT	FTA	Pct	Off	Def	TR	Avg	PF	FO	A	TO	Blk	Stl	Pts	Avg
2011-12	21	0	253	12.0	35	60	.583	6	15	.400	15	32	.469	27	53	80	3.8	49	2	11	12	9	4	91	4.3
TOTAL	21	0	253	12.0	35	60	.583	6	15	.400	15	32	.469	27	53	80	3.8	49	2	11	12	9	4	91	4.3

CAREER STATISTICS (CONFERENCE GAMES)																									
Year	GP	GS	Min	Avg	FG	FGA	Pct	3FG	FGA	Pct	FT	FTA	Pct	Off	Def	TR	Avg	PF	FO	A	TO	Blk	Stl	Pts	Avg
2011-12	7	0	93	13.3	12	23	.522	2	6	.333	7	15	.467	15	19	34	4.9	14	1	6	2	2	1	33	4.7
TOTAL	7	0	93	13.3	12	23	.522	2	6	.333	7	15	.467	15	19	34	4.9	14	1	6	2	2	1	33	4.7



<p>5 PLAYERS SCORED IN DOUBLE FIGURES 12/7/11 vs. Weber State, 94-66 W, Hartsock - 19, Austin - 15, Abouo - 15, Rogers - 15, Zylstra - 15, Davies - 11</p>	<p>LAST TIME OPPONENT DID NOT MAKE A TREY 2/2/08 at Wyoming (0-15)</p>	<p>LOST BY 25-PLUS POINTS 1/15/08 at UNLV (29) 70-41</p>
<p>6 PLAYERS SCORED IN DOUBLE FIGURES 12/7/11 vs. Weber State, 94-66 W, Hartsock - 19, Austin - 15, Abouo - 15, Rogers - 15, Zylstra - 15, Davies - 11</p>	<p>BYU HAD SIX OR FEWER TURNOVERS 1/11/11 at Utah, 5</p>	<p>PLAYED AN OVERTIME GAME 3/24/11 vs. Florida, 74-83 (OT)</p>
<p>NO PLAYERS SCORED IN DOUBLE FIGURES 2/21/05 at Air Force, 39-70 L</p>	<p>BYU COMMITTED 25-PLUS TURNOVERS 12/15/07 vs. Pepperdine, 86-67 W (29)</p>	<p>WON IN SINGLE OVERTIME 2/26/08 at New Mexico, 70-69</p>
<p>ONE PLAYER RECORDED A DOUBLE-DOUBLE 1/16/12 at San Diego Brandon Davies, 12 points, 12 rebounds</p>	<p>BYU COMMITTED 11 OR LESS TEAM FOULS IN A GAME 1/16/12 at San Diego, 11</p>	<p>LOST IN OVERTIME 3/24/11 vs. Florida, 74-83 (OT)</p>
<p>TWO PLAYERS RECORD A DOUBLE-DOUBLE 2/2/08 at Wyoming Trent Plaisted, 17 points, 10 rebounds Jonathan Tavernari, 10 points, 10 rebounds</p>	<p>BYU SCORED 90 POINTS 1/14/12 vs. Santa Clara, 95-78 W</p>	<p>PLAYED A DOUBLE OT GAME 11/26/10 vs. South Florida, 77-75 (2OT)</p>
<p>TWO DOUBLE-DIGIT REBOUNDERS 11/23/10 vs. Mississippi Valley State Brandon Davies-10, Charles Abouo-10</p>	<p>BYU SCORED 100 POINTS 3/5/11 vs. Wyoming, 102-78 W</p>	<p>PLAYED A TRIPLE OT GAME 2/28/98 at UTEP 76-75 W 3OT</p>
<p>SIX PLAYERS HAD 5 OR MORE REBOUNDS 1/1/11 vs. Fresno Pacific, C. Collinsworth-8, Rogers-5, Emery-5, Hartsock-5, Abouo-5, Davies-5</p>	<p>BYU SCORED 110 POINTS 12/22/09 vs. Nevada 110-104 W</p>	<p>WON 15 STRAIGHT GAMES 2009-10 (15)</p>
<p>FIVE PLAYERS HAD 6 OR MORE REBOUNDS 11/20/10 vs. Chicago State, Abouo-8, K. Collinsworth-7, Rogers-7, Anderson-6, C. Collinsworth-6, Davies-6</p>	<p>BYU SCORED LESS THAN 50 POINTS IN A GAME 1/15/08 at UNLV 41-70 L</p>	<p>WON 10 STRAIGHT GAMES 2010-11 (10)</p>
<p>FOUR PLAYERS HAD 9 OR MORE REBOUNDS 12/30/06 vs. Seton Hall, Cummmard-12, Plaisted-9, Young-9, Ainge-9</p>	<p>HELD OPPONENT TO LESS THAN 50 POINTS IN A GAME 12/10/11 at Utah 61-42 W</p>	<p>LOST 3 STRAIGHT GAMES 2004-05 (three times) last time - @ New Mexico, @ Air Force, @ Utah</p>
<p>TWO PLAYERS FOULED OUT 1/19/12 vs. Loyola Marymount Brandon Davies, Charles Abouo</p>	<p>BYU SCORED LESS THAN 40 POINTS IN A GAME 11/23/10 vs. Mississippi Valley State 83-36 W</p>	<p>LOST 4 STRAIGHT GAMES 2004-05 @ New Mexico, @ Air Force, @ Utah, UNLV</p>
<p>THREE OR MORE PLAYERS FOULED OUT 1/3/09 vs. Wake Forest Chris Miles, Gavin MacGregor, Charles Abouo</p>	<p>SHOT 60% FG 3/6/10 at TCU, (.623), 38-61</p>	<p>LOST 5 STRAIGHT 2004-05 @ UNM, @ AFA, @ Utah, UNLV, vs. UNM (at MWC)</p>
<p>A BYU PLAYER RECEIVED A TECHNICAL FOUL 12/31/11 vs. San Diego - Brandon Davies</p>	<p>OPPONENT SHOT 60% FG 12/22/05 at Utah State, (.600), 36-60</p>	<p>LOST 9 STRAIGHT 1997-98</p>
<p>AN OPPONENT PLAYER RECEIVED A TECHNICAL FOUL 12/29/11 vs. Stephen Holt - Saint Mary's</p>	<p>SHOT 70% FG IN A HALF 3/6/10 at TCU, (.720), 18-25</p>	<p>LOST 10 STRAIGHT GAMES 1996-97 (21) - school record</p>
<p>A BYU COACH RECEIVED A TECHNICAL FOUL 11/24/06 vs. SUU - Dave Rose</p>	<p>DID NOT MISS A 2-POINT ATTEMPT IN A HALF 2/23/04 vs. Air Force, 13-13 inside the arc, (14-17, .824 overall)</p>	<p>PLAYED AN NCAA TOURNAMENT GAME 3/24/11 vs. Florida-Regional Semifinals, 74-83 (OT)</p>
<p>AN OPPONENT COACH RECEIVED A TECHNICAL FOUL 12/20/11 vs. Buffalo - Reggie Witherspoon</p>	<p>SHOT LESS THAN 30% FG 2/21/05 at Air Force, (.280), 14-50</p>	<p>WON AN NCAA TOURNAMENT GAME 3/19/11 vs. Gonzaga-NCAA 3rd Round, 89-67</p>
<p>A BYU PLAYER EJECTED FROM A GAME 11/23/02 vs. Kansas State Travis Hansen (2 technical fouls)</p>	<p>SHOT 100% FT 11/26/11 vs. Wisconsin (11-11)</p>	<p>WON TWO NCAA TOURNAMENT GAMES 1980-81 Princeton 60-51, UCLA 78-55, Notre Dame 51-50, then lost to Virginia 60-74 2010-11 Wofford 74-66, Gonzaga 89-67</p>
<p>AN OPPONENT PLAYER EJECTED FROM A GAME 1/30/10 vs. Utah - Marshall Henderson (flagrant foul)</p>	<p>SHOT 90% FT (AT LEAST 10 ATTEMPTS) 11/30/11 vs. Northern Arizona, (.900), 9-10</p>	<p>WON THREE NCAA TOURNAMENT GAMES 1980-81 Princeton 60-51, UCLA 78-55, Notre Dame 51-50, then lost to Virginia 60-74</p>
<p>A COACH EJECTED FROM THE GAME 11/30/05 vs. Lamar (at Delta Center) Lamar coach Billy Tubbs (2 tech. fouls)</p>	<p>SHOT LESS THAN 50% FT 11/20/08 vs. North Florida, (.400), 4-10</p>	<p>WON FOUR NCAA TOURNAMENT GAMES Never</p>
<p>AT LEAST TWO PLAYERS SCORED 20+ POINTS 12/22/11 vs. UC Santa Barbara-Carlino 22, Hartsock 21</p>	<p>SHOT 60% THREE-POINTERS 1/7/12 vs. San Francisco, (.632), 12-19</p>	<p>PLAYED IN THE NIT 3/15/06 at Houston 67-77 L</p>
<p>THREE PLAYERS SCORED 20+ POINTS 1/14/12 vs. Santa Clara, Davies 23, Carlino 21, Hartsock 21</p>	<p>SHOT 70% THREE-POINTERS 1/26/08 vs. New Mexico, (.813), 13-16</p>	<p>WON AN NIT GAME 3/14/02 vs. UC Irvine 78-55 W</p>
<p>FOUR PLAYERS SCORED 20+ POINTS 1/13/79 vs. UNM, D. Ainge-27, Scott Runia-25, Devin Durrant-20, Alan Taylor-20</p>	<p>OPPONENT SCORED LESS THAN 20 POINTS IN 1ST HALF 12/10/11 at Utah, 17 (25-17, 61-42 W)</p>	<p>WON TWO NIT GAMES 1999-00 Bowling Green 81-54, So. Illinois 82-57 Then lost to Notre Dame in quarterfinals</p>
<p>TWO PLAYERS SCORED 25+ POINTS 3/18/10 vs. Florida-NCAA 1st Round Jimmer Fredette 37, Michael Loyd, Jr. 26</p>	<p>OPPONENT SCORED LESS THAN 20 POINTS IN 2ND HALF 1/13/10 at Air Force, 18 (31-18, 67-49 W)</p>	<p>WON THREE NIT GAMES 1965-66 NIT CHAMPIONS 1950-51 NIT CHAMPIONS</p>
<p>A PLAYER SCORED 30+ POINTS 3/24/11 vs. Florida, Jimmer Fredette, 32</p>	<p>BYU SCORED LESS THAN 20 POINTS IN THE FIRST HALF 2/21/05 at Air Force, 13 (BYU trailed 13-37)</p>	<p>WON CONFERENCE TOURNNEY 2000-01</p>
<p>A PLAYER ATTEMPTED 20 OR MORE FIELD GOALS 3/24/11 vs. Florida, Jimmer Fredette, 29</p>	<p>BYU SCORED LESS THAN 20 POINTS IN THE 2ND HALF 1/15/00 vs. Utah, 19</p>	<p>WON CONFERENCE REGULAR SEASON 2010-11</p>
<p>A PLAYER WITH 5 OR MORE STEALS 12/29/11 at Saint Mary's, Brandon Davies, 5</p>	<p>OPPONENT SCORED 50 OR MORE POINTS IN A HALF 1/14/12 vs. Santa Clara, 50 (second half)</p>	<p>WON CONFERENCE REGULAR SEASON OUTRIGHT 2007-08</p>
<p>A PLAYER HAD DOUBLE-DIGIT ASSISTS 12/20/11 vs. Buffalo, Matt Carlino, 11</p>	<p>BYU SCORED 50 OR MORE POINTS IN FIRST HALF 1/1/11 at Utah, 53</p>	<p>DEFEATED A RANKED TEAM 2/26/11 at SDSU (4/6), 80-67</p>
<p>A PLAYER MADE DOUBLE-DIGIT FREE THROWS 3/17/11 vs. Wofford, Jimmer Fredette (10-12)</p>	<p>BYU SCORED 50 OR MORE POINTS IN SECOND HALF 1/14/12 vs. Santa Clara, 50 (second half)</p>	<p>DEFEATED A RANKED TEAM AT HOME 1/26/11 vs. SDSU (4/4), 71-58</p>



Official Basketball Box Score -- Game Totals -- Final Statistics
Brigham Young vs Utah State
11/11/11 7:05 pm at Dee Glen Smith Spectrum

Table with columns: Player, FG, 3-P, FT, Rebounds, PF, TP, A, O, Bk, Stl, Min. Lists stats for players like DAVIES, Brandon, ROGERS, Stephen, etc.

FG % 1st Half: 11-22 50.0% 2nd Half: 11-25 44.0% Game: 22-47 46.8%
3FG % 1st Half: 2-8 25.0% 2nd Half: 1-6 16.7% Game: 3-14 21.4%
FT % 1st Half: 4-6 66.7% 2nd Half: 11-16 68.8% Game: 20-29 68.9%

Table with columns: Player, FG, 3-P, FT, Rebounds, PF, TP, A, O, Bk, Stl, Min. Lists stats for players like Grim, Moran, Jardine, Brady, etc.

FG % 1st Half: 10-21 47.6% 2nd Half: 12-27 44.4% Game: 22-48 45.8%
3FG % 1st Half: 2-5 40.0% 2nd Half: 3-10 30.0% Game: 5-15 33.3%
FT % 1st Half: 8-12 66.7% 2nd Half: 12-17 70.6% Game: 20-29 68.9%

Score by periods table with columns: 1st, 2nd, 3rd, 4th, Total. Shows scores for Utah State and BYU.

Technical fouls: Brigham Young None, Utah State None. Attendance: 10270

Official Basketball Box Score -- Game Totals -- Final Statistics
Prairie View A&M vs BYU
11/22/11 7:05 pm at Provo, Utah, Marriott Center

Table with columns: Player, FG, 3-P, FT, Rebounds, PF, TP, A, O, Bk, Stl, Min. Lists stats for players like DEMULOCK, Jordan, HARTSOCK, Noah, etc.

FG % 1st Half: 10-21 32.3% 2nd Half: 10-28 26.3% Game: 20-49 29.0%
3FG % 1st Half: 1-10 10.0% 2nd Half: 2-10 20.0% Game: 3-20 15.0%
FT % 1st Half: 4-7 57.1% 2nd Half: 4-9 44.4% Game: 8-16 50.0%

Table with columns: Player, FG, 3-P, FT, Rebounds, PF, TP, A, O, Bk, Stl, Min. Lists stats for players like DAVIES, Brandon, ABUO, Charles, etc.

FG % 1st Half: 10-23 43.5% 2nd Half: 19-28 67.9% Game: 29-51 56.9%
3FG % 1st Half: 4-10 40.0% 2nd Half: 10-16 62.5% Game: 12-27 44.4%
FT % 1st Half: 10-17 58.8% 2nd Half: 10-17 58.8% Game: 20-29 68.9%

Score by periods table with columns: 1st, 2nd, 3rd, 4th, Total. Shows scores for Utah State and BYU.

Technical fouls: Michael Eggers, Jeff Keith, Coban Lyles, Ryan Zylstra, Brock Hoffman, Estel, IL. Attendance: 11760

Official Basketball Box Score -- Game Totals -- Final Statistics
Brigham Young vs Northern Arizona
11/30/11 7:05 pm at Tim's Toyota Center

Table with columns: Player, FG, 3-P, FT, Rebounds, PF, TP, A, O, Bk, Stl, Min. Lists stats for players like DAVIES, Brandon, HARTSOCK, Noah, etc.

FG % 1st Half: 18-33 54.5% 2nd Half: 18-33 54.5% Game: 36-66 54.5%
3FG % 1st Half: 5-10 50.0% 2nd Half: 5-15 33.3% Game: 10-25 40.0%
FT % 1st Half: 7-8 87.5% 2nd Half: 7-10 70.0% Game: 14-18 77.8%

Table with columns: Player, FG, 3-P, FT, Rebounds, PF, TP, A, O, Bk, Stl, Min. Lists stats for players like BEWERNICK, Gaetan, EKANEH, Ephraim, etc.

FG % 1st Half: 18-24 75.0% 2nd Half: 12-29 41.4% Game: 30-53 56.6%
3FG % 1st Half: 4-7 57.1% 2nd Half: 3-10 30.0% Game: 7-17 41.2%
FT % 1st Half: 2-4 50.0% 2nd Half: 5-10 50.0% Game: 7-14 50.0%

Score by periods table with columns: 1st, 2nd, 3rd, 4th, Total. Shows scores for Northern Arizona and BYU.

Technical fouls: Scott Swadlow, Chris Rastetter, Gregory Nixon. Attendance: 3215

Official Basketball Box Score -- Game Totals -- Final Statistics
BYU-Hawaii vs BYU
11/15/11 7:05 pm at Provo, Utah, Marriott Center

Table with columns: Player, FG, 3-P, FT, Rebounds, PF, TP, A, O, Bk, Stl, Min. Lists stats for players like HURST, Brady, FUNK, Brocketh, etc.

FG % 1st Half: 6-31 19.4% 2nd Half: 15-37 40.5% Game: 21-68 30.9%
3FG % 1st Half: 2-13 15.4% 2nd Half: 8-28 28.6% Game: 10-41 24.4%
FT % 1st Half: 3-6 50.0% 2nd Half: 3-3 0.0% Game: 3-9 33.3%

Table with columns: Player, FG, 3-P, FT, Rebounds, PF, TP, A, O, Bk, Stl, Min. Lists stats for players like ABUO, Charles, HARTSOCK, Noah, etc.

FG % 1st Half: 15-30 50.0% 2nd Half: 17-25 68.0% Game: 32-55 58.0%
3FG % 1st Half: 3-11 27.3% 2nd Half: 1-2 50.0% Game: 4-13 30.8%
FT % 1st Half: 7-8 87.5% 2nd Half: 10-17 58.8% Game: 17-25 68.0%

Score by periods table with columns: 1st, 2nd, 3rd, 4th, Total. Shows scores for Hawaii and BYU.

Technical fouls: Glenn Meyberry, James Giron, Casey McChellan. Attendance: 13435

Official Basketball Box Score -- Game Totals -- Final Statistics
Nevada Wolf Pack vs BYU Cougars
11-25-11 5:00 pm at Sears Center Hoffman Estates, IL

Table with columns: Player, FG, 3-P, FT, Rebounds, PF, TP, A, O, Bk, Stl, Min. Lists stats for players like NYEKO, Patrick, HARTSOCK, Noah, etc.

FG % 1st Half: 10-29 34.5% 2nd Half: 11-27 40.7% Game: 21-56 37.6%
3FG % 1st Half: 2-5 40.0% 2nd Half: 3-15 20.0% Game: 5-20 25.0%
FT % 1st Half: 5-6 83.3% 2nd Half: 3-7 42.9% Game: 8-13 61.5%

Table with columns: Player, FG, 3-P, FT, Rebounds, PF, TP, A, O, Bk, Stl, Min. Lists stats for players like DAVIES, Brandon, ABUO, Charles, etc.

FG % 1st Half: 14-30 46.7% 2nd Half: 16-30 53.3% Game: 30-60 50.0%
3FG % 1st Half: 4-10 40.0% 2nd Half: 6-18 33.3% Game: 10-28 35.7%
FT % 1st Half: 4-6 66.7% 2nd Half: 2-3 66.7% Game: 6-9 66.7%

Score by periods table with columns: 1st, 2nd, 3rd, 4th, Total. Shows scores for Nevada Wolf Pack and BYU.

Technical fouls: Nevada Wolf Pack None, BYU Cougars None. Attendance: 12845

Official Basketball Box Score -- Game Totals -- Final Statistics
Oregon vs BYU
12/05/11 3:05 pm at EnergySolutions Arena, Salt Lake City

Table with columns: Player, FG, 3-P, FT, Rebounds, PF, TP, A, O, Bk, Stl, Min. Lists stats for players like SIM, Garrett, ASHAUOLU, Uto, etc.

FG % 1st Half: 10-24 41.7% 2nd Half: 19-32 59.4% Game: 29-56 51.6%
3FG % 1st Half: 5-17 29.4% 2nd Half: 5-19 26.3% Game: 10-36 27.8%
FT % 1st Half: 6-10 60.0% 2nd Half: 6-11 54.5% Game: 12-21 57.1%

Table with columns: Player, FG, 3-P, FT, Rebounds, PF, TP, A, O, Bk, Stl, Min. Lists stats for players like DAVIES, Brandon, ABUO, Charles, etc.

FG % 1st Half: 14-37 37.8% 2nd Half: 14-34 41.2% Game: 28-71 39.4%
3FG % 1st Half: 5-17 29.4% 2nd Half: 5-19 26.3% Game: 10-36 27.8%
FT % 1st Half: 5-9 55.6% 2nd Half: 8-11 72.7% Game: 13-19 68.4%

Score by periods table with columns: 1st, 2nd, 3rd, 4th, Total. Shows scores for Oregon and BYU.

Technical fouls: Kevin Brill, Gregory Nixon, Jy Orr. Attendance: 12845

Official Basketball Box Score -- Game Totals -- Final Statistics
Longwood vs BYU
11/18/11 7:05 pm at Provo, Utah, Marriott Center

Table with columns: Player, FG, 3-P, FT, Rebounds, PF, TP, A, O, Bk, Stl, Min. Lists stats for players like Bowman, Jeremiah, WASHINGTON, Martiz, etc.

FG % 1st Half: 11-20 55.0% 2nd Half: 12-28 42.9% Game: 23-48 47.5%
3FG % 1st Half: 5-13 38.5% 2nd Half: 4-9 44.4% Game: 9-22 40.9%
FT % 1st Half: 2-3 66.7% 2nd Half: 3-7 42.9% Game: 5-10 50.0%

Table with columns: Player, FG, 3-P, FT, Rebounds, PF, TP, A, O, Bk, Stl, Min. Lists stats for players like DAVIES, Brandon, ABUO, Charles, etc.

FG % 1st Half: 11-23 47.8% 2nd Half: 21-33 63.6% Game: 32-56 57.2%
3FG % 1st Half: 6-15 40.0% 2nd Half: 4-9 44.4% Game: 10-24 41.7%
FT % 1st Half: 7-13 53.8% 2nd Half: 6-10 60.0% Game: 13-23 56.5%

Score by periods table with columns: 1st, 2nd, 3rd, 4th, Total. Shows scores for Longwood and BYU.

Technical fouls: Daryl Gelinas, Mark Cook, Jeffrey Kent. Attendance: 10270

Official Basketball Box Score -- Game Totals -- Final Statistics
Wisconsin 73 vs BYU Cougars
11/26/11 7:00 pm at Hoffman Estates, Ill., Sears Center

Table with columns: Player, FG, 3-P, FT, Rebounds, PF, TP, A, O, Bk, Stl, Min. Lists stats for players like BRUST, Ben, FAHEY, Dan, etc.

FG % 1st Half: 12-28 42.9% 2nd Half: 15-25 60.0% Game: 27-53 50.9%
3FG % 1st Half: 7-14 50.0% 2nd Half: 6-10 60.0% Game: 13-24 54.2%
FT % 1st Half: 3-3 100.0% 2nd Half: 3-4 75.0% Game: 6-7 85.7%

Table with columns: Player, FG, 3-P, FT, Rebounds, PF, TP, A, O, Bk, Stl, Min. Lists stats for players like DAVIES, Brandon, ZYLSTRA, Brock, etc.

FG % 1st Half: 13-26 50.0% 2nd Half: 9-25 36.0% Game: 22-51 43.0%
3FG % 1st Half: 5-15 33.3% 2nd Half: 4-10 40.0% Game: 9-25 36.0%
FT % 1st Half: 5-5 100.0% 2nd Half: 6-6 100.0% Game: 11-11 100.0%

Score by periods table with columns: 1st, 2nd, 3rd, 4th, Total. Shows scores for Wisconsin and BYU.

Technical fouls: Bill Covington, Tony Dawkins, Bob Tosta. Attendance: 2634

Official Basketball Box Score -- Game Totals -- Final Statistics
Weber State vs BYU
12/07/11 7:05 pm at Provo, Utah, Marriott Center

Table with columns: Player, FG, 3-P, FT, Rebounds, PF, TP, A, O, Bk, Stl, Min. Lists stats for players like LILLARD, Damian, BAMFORTH, Scott, etc.

FG % 1st Half: 12-37 32.4% 2nd Half: 10-29 34.5% Game: 22-66 33.3%
3FG % 1st Half: 4-11 36.4% 2nd Half: 2-11 18.2% Game: 5-22 22.7%
FT % 1st Half: 7-9 77.8% 2nd Half: 10-10 100.0% Game: 17-19 89.5%

Table with columns: Player, FG, 3-P, FT, Rebounds, PF, TP, A, O, Bk, Stl, Min. Lists stats for players like DAVIES, Brandon, ABUO, Charles, etc.

FG % 1st Half: 18-44 40.9% 2nd Half: 21-33 63.6% Game: 39-77 50.6%
3FG % 1st Half: 4-11 36.4% 2nd Half: 4-9 44.4% Game: 8-20 40.0%
FT % 1st Half: 7-8 87.5% 2nd Half: 1-5 20.0% Game: 8-13 61.5%

Score by periods table with columns: 1st, 2nd, 3rd, 4th, Total. Shows scores for Weber State and BYU.

Technical fouls: Eric Curry, Jon Stiglano, Scott Brown. Attendance: 11676

Official Basketball Box Score -- Game Totals -- Final Statistics

BYU 61 - 8-2. Player stats for Davies, Brandon; Davis, Charles; Zylstra, Brock; Winder, Anson; Martineau, Nick; Rogers, Stephen; Harrison, Damarcus; Austin, Nate.

BU 42 - 1-8. Player stats for Farr, Dion; Martin, Cedric; Washburn, Jason; Hines, Chris; Watkins, Josh; Ostuns, Anthony; Stokes, Kareem; Dawson, Javon; Wilkinson, Blake.

Score by periods: BU 25 36 61. In Off 2nd Fast: BU 20 26 6 9.

BU 25 36 61. Score lead - 1 time. Largest lead - BU by 2nd 00:59, BU by 1st 14:17.33.

Official Basketball Box Score -- Game Totals -- Final Statistics

BYU 86 - 9-0, 0-0. Player stats for Jones III, Perry; Avey, Quincy; Heslop, Brady; Walton, A.J.; Miller, Quincy; Franklin, Gary; Bello, Deuce; Jefferson, Cory; Jones, Anthony; Jackson, Pierre.

BYU 83 - 8-3, 0-0. Player stats for Davies, Brandon; ABQUO, Charles; Cusick, Craig; Zylstra, Brock; CARLINO, Matt; Winder, Anson; Harrison, Damarcus; Austin, Nate.

BYU 38 49 86. In Off 2nd Fast: BU 20 26 12 19.

Official Basketball Box Score -- Game Totals -- Final Statistics

BYU 93 - 8-3, 0-0. Player stats for Davies, Brandon; ABQUO, Charles; CARLINO, Matt; Zylstra, Brock; Hartsock, Noah; Cusick, Craig; Sharp, Josh; Martineau, Nick; Winder, Anson; Austin, Nate.

BYU 47 46 93. In Off 2nd Fast: BU 24 26 21 14.

BYU 47 46 93. Largest lead - BU by 1st 12:29, BU by 2nd 01:20.

Official Basketball Box Score -- Game Totals -- Final Statistics

UC Santa Barbara vs BYU. Player stats for Thoma, Jaime; Burns, Kyle; Thomas, Lewis; Nunnally, James; Taylor, J.T.; Garth, Nate; Williams, Keegan; Hromblik, Jake; Peterson, Christian; Schmeigler, Greg.

BYU 89 - 10-3, 0-0. Player stats for Davies, Brandon; ABQUO, Charles; CARLINO, Matt; Hartsock, Noah; Cusick, Craig; Martineau, Nick; Winder, Anson; Harrison, Damarcus; Austin, Nate.

BYU 38 51 89. In Off 2nd Fast: UCSB 19 9 3 9.

BYU 38 51 89. Largest lead - UCSB by 1st 15:59, BU by 15:20-12:17.

Official Basketball Box Score -- Game Totals -- Final Statistics

Cal State San Marcos vs BYU. Player stats for Ndlaye, Daniel; Lavelle-Libby, Aaron; McGuire, Jameal; Steele, Tim; Raymond, Daniel; Adelman, Bryan; ERFANO, Juan; Lord, Jeremy; RANGER, Jacob; ANDERSON, Corey.

BYU 79 - 11-3, 0-0. Player stats for Davies, Brandon; Hartsock, Noah; ABQUO, Charles; CARLINO, Matt; Zylstra, Brock; Cusick, Craig; Sharp, Josh; Martineau, Nick; Winder, Anson; Harrison, Damarcus; Austin, Nate.

BYU 52 47 79. In Off 2nd Fast: CS 28 29 6 17.

BYU 52 47 79. Largest lead - CSN by 2nd 04:13.

Official Basketball Box Score -- Game Totals -- Final Statistics

BYU 81 - 8-0 PM at Moraga, Calif. (McKeon Pavilion). Player stats for Jones, Rod; PACI, Jordan; DELLAVEDOVA, Mattheo; HOLT, Stephen; Rowley, Kyle; Sanchez, Zach; Sharp, Josh; Winder, Anson; Harrison, Damarcus; Austin, Nate.

BYU 43 39 81. In Off 2nd Fast: SM 22 13 8 13.

BYU 43 39 81. Largest lead - USF None, BU by 3rd 21:59.

Official Basketball Box Score -- Game Totals -- Final Statistics

San Diego 52 - 5-6, 0-1. Player stats for FAEMISIN, Simi; WARRISA, Chris; ANDERSON, Christopher G.; DEE, Johnny; Williams, Darian; KERR, Nick; Milles, Cameron; BARBER, Brian; SMIS, John; RANCIER, Ken; KRAMER, Dennis.

BYU 88 - 9-16, 1-1. Player stats for Davies, Brandon; Hartsock, Noah; CARLINO, Matt; Zylstra, Brock; Cusick, Craig; Sharp, Josh; Martineau, Nick; Winder, Anson; Harrison, Damarcus; Austin, Nate.

BYU 34 54 88. In Off 2nd Fast: SD 28 28 9 13.

BYU 34 54 88. Largest lead - SD by 2nd 19:03, BU by 3rd 20:00-4.

Official Basketball Box Score -- Game Totals -- Final Statistics

BYU 73 - 4-4, 1-1 at Los Angeles, CA (Gersten Pavilion). Player stats for Davies, Brandon; Hartsock, Noah; IRLEAND, Anthony; CARLINO, Matt; Zylstra, Brock; Winder, Anson; ROGERS, Stephen; Austin, Nate.

BYU 34 31 65. In Off 2nd Fast: LMU 20 16 12 0.

BYU 34 31 65. Largest lead - BU by 1st 23:04, LMU by 1st 08:26.

Official Basketball Box Score -- Game Totals -- Final Statistics

San Francisco 56 - 10-7, 0-3. Player stats for Williams, Michael; GREEN, Rashad; CARLINO, Matt; CALOJARO, Angelo; DODD, Cody; OYUNOK, Dominique; JOHNSON, Avery; ADAMS, Chris; RAFFINGTON, Justin; MURPHY, Khalil; WINDER, Anson; DICKERSON, Cole; WEY, Jay.

BYU 20 36 56. In Off 2nd Fast: SF 21 15 9 7.

BYU 20 36 56. Largest lead - USF None, BU by 3rd 21:59.

2011-12 SEASON STATS
BYU Combined Team Statistics (as of Jan 19, 2012)
All games

RECORD:	OVERALL	HOME	AWAY	NEUTRAL
ALL GAMES	16-5	10-2	3-2	3-1
CONFERENCE	5-2	3-1	2-1	0-0
NON-CONFERENCE	11-3	7-1	1-1	3-1

#	Player	gp-gs	min	avg	Total		3-Point		F-Throw		Rebounds				pf	dq	a	to	blk	stl	pts	avg
					fg-fga	fg%	3fg-fga	3fg%	ft-fga	ft%	off	def	tot	avg								
34	HARTSOCK, Noah	21-21	668	31.8	140-240	.583	8-26	.308	76-93	.817	29	87	116	5.5	46	0	35	31	33	16	364	17.3
10	CARLINO, Matt	11-10	296	26.9	52-113	.460	26-61	.426	21-27	.778	5	34	39	3.5	28	1	52	31	5	16	151	13.7
00	DAVIES, Brandon	21-21	572	27.2	108-213	.507	0-1	.000	66-95	.695	52	120	172	8.2	67	3	45	50	27	26	282	13.4
01	ABOUO, Charles	21-21	553	26.3	78-179	.436	25-65	.385	56-75	.747	40	85	125	6.0	56	1	65	43	5	24	237	11.3
13	ZYLSTRA, Brock	21-21	592	28.2	68-137	.496	40-89	.449	17-26	.654	17	71	88	4.2	39	0	47	35	2	25	193	9.2
21	ROGERS, Stephen	14-2	230	16.4	41-85	.482	16-44	.364	10-15	.667	3	26	29	2.1	18	1	23	12	5	9	108	7.7
33	AUSTIN, Nate	21-0	253	12.0	35-60	.583	6-15	.400	15-32	.469	27	53	80	3.8	49	2	11	12	9	4	91	4.3
20	WINDER, Anson	20-6	319	16.0	26-72	.361	15-50	.300	16-25	.640	2	24	26	1.3	15	0	43	23	3	18	83	4.2
24	HARRISON, Damarcus	19-0	182	9.6	27-81	.333	8-35	.229	7-15	.467	4	15	19	1.0	12	0	12	17	1	9	69	3.6
02	CUSICK, Craig	21-3	324	15.4	22-46	.478	14-31	.452	9-13	.692	1	24	25	1.2	25	0	43	16	0	12	67	3.2
12	SHARP, Josh	18-0	157	8.7	9-19	.474	1-4	.250	10-17	.588	12	20	32	1.8	16	0	10	12	2	3	29	1.6
14	MARTINEAU, Nick	14-0	42	3.0	3-9	.333	2-3	.667	1-2	.500	1	5	6	0.4	1	0	6	3	0	2	9	0.6
05	COLLINSWORTH, Chri	2-0	12	6.0	0-2	.000	0-1	.000	0-0	.000	0	1	1	0.5	3	0	1	3	1	0	0	0.0
Team												37	44	81				2				
Total.....		21	4200		609-1256	.485	161-425	.379	304-435	.699	230	609	839	40.0	375	8	393	290	93	164	1683	80.1
Opponents.....		21	4173		484-1223	.396	146-462	.316	255-380	.671	203	488	691	32.9	389	-	278	316	64	134	1369	65.2

TEAM STATISTICS	BY	OPP	Date	Opponent	Score	Att.
SCORING	1683	1369	11/11/11	at Utah State	L 62-69	10270
Points per game	80.1	65.2	11/15/11	BYU-HAWAII	w 73-52	13435
Scoring margin	+15.0	-	11/18/11	LONGWOOD	w 92-60	10173
FIELD GOALS-ATT	609-1256	484-1223	11/22/11	PRAIRIE VIEW A&M	w 90-51	11760
Field goal pct	.485	.396	11/25/11	vs Nevada	w 76-55	3424
3 POINT FG-ATT	161-425	146-462	11/26/11	vs Wisconsin	L 56-73	2634
3-point FG pct	.379	.316	11/30/11	vs Northern Arizona	w 87-52	3215
3-pt FG made per game	7.7	7.0	12/03/11	vs Oregon	w 79-65	12845
FREE THROWS-ATT	304-435	255-380	12/07/11	WEBER STATE	w 94-66	11676
Free throw pct	.699	.671	12/10/11	at Utah	w 61-42	10327
F-Throws made per game	14.5	12.1	12/17/11	BAYLOR	L 83-86	22700
REBOUNDS	839	691	12/20/11	BUFFALO	w 93-78	9632
Rebounds per game	40.0	32.9	12/22/11	UC SANTA BARBARA	w 89-75	10670
Rebounding margin	+7.0	-	12/27/11	CAL STATE SAN MARCOS	w 79-51	13007
ASSISTS	393	278	* 12/29/11	at Saint Mary's (CA)	L 82-98	3500
Assists per game	18.7	13.2	* 12/31/11	SAN DIEGO	w 88-52	16369
TURNOVERS	290	316	* 01/05/12	at Loyola Marymount	w 73-65	3073
Turnovers per game	13.8	15.0	* 01/07/12	SAN FRANCISCO	w 81-56	14823
Turnover margin	+1.2	-	* 01/14/12	SANTA CLARA	w 95-78	16116
Assist/turnover ratio	1.4	0.9	* 01/16/12	at San Diego	w 82-63	3204
STEALS	164	134	* 01/19/12	LOYOLA MARYMOUNT	L 68-82	12751
Steals per game	7.8	6.4				
BLOCKS	93	64				
Blocks per game	4.4	3.0				
ATTENDANCE	163112	52492				
Home games-Avg/Game	12-13593	5-6075				
Neutral site-Avg/Game	-	4-5530				

* = Conference game

Score by Periods	1st	2nd	Totals
BYU	779	904	1683
Opponents	633	736	1369



2011-12 SEASON STATS
BYU Combined Team Statistics (as of Jan 19, 2012)
Conference games

RECORD:	OVERALL	HOME	AWAY	NEUTRAL
ALL GAMES	5-2	3-1	2-1	0-0
CONFERENCE	5-2	3-1	2-1	0-0
NON-CONFERENCE	0-0	0-0	0-0	0-0

##	Player	gp-gs	min	avg	Total		3-Point		F-Throw		Rebounds				pf	dq	a	to	blk	stl	pts	avg		
					fg-fga	fg%	3fg-fga	3fg%	ft-fga	ft%	off	def	tot	avg										
00	DAVIES, Brandon	7-7	208	29.7	46-82	.561	0-0	.000	33-50	.660	19	52	71	10.1	26	1	18	20	12	10	125	17.9		
34	HARTSOCK, Noah	7-7	225	32.1	46-81	.568	2-10	.200	25-32	.781	6	26	32	4.6	18	0	9	18	4	3	119	17.0		
10	CARLINO, Matt	7-7	190	27.1	28-69	.406	14-39	.359	12-16	.750	4	23	27	3.9	18	1	33	17	3	7	82	11.7		
01	ABOUO, Charles	7-7	188	26.9	23-63	.365	4-20	.200	20-24	.833	7	20	27	3.9	20	1	26	7	0	7	70	10.0		
13	ZYLSTRA, Brock	7-7	211	30.1	23-41	.561	14-28	.500	5-9	.556	6	30	36	5.1	17	0	15	11	0	7	65	9.3		
33	AUSTIN, Nate	7-0	93	13.3	12-23	.522	2-6	.333	7-15	.467	15	19	34	4.9	14	1	6	2	2	1	33	4.7		
02	CUSICK, Craig	7-0	116	16.6	11-19	.579	9-12	.750	0-0	.000	0	8	8	1.1	8	0	11	7	0	5	31	4.4		
20	WINDER, Anson	7-0	73	10.4	5-18	.278	3-12	.250	4-4	1.000	0	6	6	0.9	6	0	8	6	0	9	17	2.4		
21	ROGERS, Stephen	4-0	32	8.0	3-11	.273	1-6	.167	2-2	1.000	1	6	7	1.8	4	0	5	1	0	1	9	2.3		
24	HARRISON, Damarcus	6-0	27	4.5	4-14	.286	1-4	.250	0-0	.000	0	5	5	0.8	2	0	1	4	0	0	9	1.5		
14	MARTINEAU, Nick	3-0	10	3.3	1-2	.500	1-1	1.000	0-0	.000	0	0	0	0.0	0	0	0	0	0	0	3	1.0		
12	SHARP, Josh	6-0	27	4.5	0-1	.000	0-0	.000	6-8	.750	2	3	5	0.8	2	0	1	2	2	1	6	1.0		
Team											17	14	31											
Total.....		7	1400		202-424	.476	51-138	.370	114-160	.713	77	212	289	41.3	135	4	133	96	23	51	569	81.3		
Opponents.....		7	1373		161-412	.391	50-173	.289	122-171	.713	69	169	238	34.0	137	-	93	93	21	53	494	70.6		

TEAM STATISTICS	BY	OPP	Date	Opponent	Score	Att.
SCORING	569	494	* 12/29/11	at Saint Mary's (CA)	L 82-98	3500
Points per game	81.3	70.6	* 12/31/11	SAN DIEGO	w 88-52	16369
Scoring margin	+10.7	-	* 01/05/12	at Loyola Marymount	w 73-65	3073
FIELD GOALS-ATT	202-424	161-412	* 01/07/12	SAN FRANCISCO	w 81-56	14823
Field goal pct	.476	.391	* 01/14/12	SANTA CLARA	w 95-78	16116
3 POINT FG-ATT	51-138	50-173	* 01/16/12	at San Diego	w 82-63	3204
3-point FG pct	.370	.289	* 01/19/12	LOYOLA MARYMOUNT	L 68-82	12751
3-pt FG made per game	7.3	7.1	* = Conference game			
FREE THROWS-ATT	114-160	122-171				
Free throw pct	.713	.713				
F-Throws made per game	16.3	17.4				
REBOUNDS	289	238				
Rebounds per game	41.3	34.0				
Rebounding margin	+7.3	-				
ASSISTS	133	93				
Assists per game	19.0	13.3				
TURNOVERS	96	93				
Turnovers per game	13.7	13.3				
Turnover margin	-0.4	-				
Assist/turnover ratio	1.4	1.0				
STEALS	51	53				
Steals per game	7.3	7.6				
BLOCKS	23	21				
Blocks per game	3.3	3.0				
ATTENDANCE	60059	9777				
Home games-Avg/Game	4-15015	3-3259				
Neutral site-Avg/Game	-	0-0				

Score by Periods	1st	2nd	Totals
BYU	263	306	569
Opponents	236	258	494

