

BYU BASKETBALL

Kyle Chilton, BYU Athletic Communications | O: 801-422-4909 | C: 801-372-2080 | kyle_chilton@byu.edu | 30 Smith Fieldhouse | Provo, UT | 84602

BYU 2016-17 SCHEDULE

O29	Sat	Seattle Pacific (Exh)	BYUtV W, 102-82
N9	Fri	BYU-Hawaii (Exh)	BYUtV W, 110-63
N14	Mon	Princeton\$	ESPN2 W, 82-73
N17	Thu	Coppin State#	BYUtV W, 96-59
N19	Sat	Coastal Carolina#	BYUtV W, 81-65
N21	Mon	vs. Saint Louis#	YouTube W, 92-62
N23	Wed	vs. Valparaiso#	ESPN2 L, 89-92
N26	Sat	Utah Valley	TheW.tv L, 101-114
N30	Wed	vs. Utah State ^	BYUtV W, 77-63
D3	Sat	vs. USC+	ESPNU L, 84-91
D7	Wed	Weber State	BYUtV W, 77-66
D10	Sat	Colorado	ESPN2 W, 79-71
D17	Sat	vs. Illinois@	B10 Network L, 73-75
D20	Tue	Idaho State	BYUtV W, 84-58
D22	Thu	CSU Bakersfield	BYUtV W, 81-71
D29	Thu	Santa Clara*	BYUtV W, 89-59
D31	Sat	at Loyola Marymount*	ROOT RM W, 81-76
J5	Thu	at No. 19/19 Saint Mary's*	ESPNU L, 68-81
J7	Sat	Pacific*	BYUtV W, 91-62
J12	Thu	San Francisco*	BYUtV W, 85-75
J14	Sat	at San Diego*	Spectrum L, 75-88
J19	Thu	Pepperdine*	BYUtV W, 99-70
J21	Sat	at Pacific*	ROOT NW W, 62-47
J26	Thu	at Santa Clara*	ESPNU L, 68-76
J28	Sat	Loyola Marymount*	BYUtV W, 85-77
F2	Thu	No. 1/1 Gonzaga*	ESPN2 L, 75-85
F4	Sat	Portland*	BYUtV W, 73-62
F9	Thu	at Pepperdine*	ESPNU 8 p.m.
F11	Sat	at San Francisco*	CSN CA/ROOT NW 8 p.m.
F16	Thu	San Diego*	ESPNU 9 p.m.
F18	Sat	Saint Mary's*	ESPN2 8 p.m.
F23	Thu	at Portland*	ROOT RM 7 p.m.
F25	Sat	at Gonzaga*	ESPN Networks 7 p.m.
M2-7		WCC Championships	ESPN Networks/BYUtV TBA

\$ ESPN Tip-Off Marathon
 # Men Who Speak Up Main Event
 ^ at Vivint Smart Home Arena
 + Basketball Hall of Fame's 2016 HoopHall LA
 @ State Farm Chicago Legends
 * WCC Game
 All times local to site

SOCIAL MEDIA

Website: www.BYUcougars.com
 Facebook: /BYUbasketball | /BYUcougars
 Twitter: @BYUbasketball | @BYUcougars
 Instagram: BYUcougars
 Hashtags: #BYUhoops #GoCougs
 Follow @BYUgamenotes on Twitter for in-game Cougar achievements, milestones and notes.



PEPPERDINE (7-17, 3-9 WCC) WAVES

Head Coach Marty Wilson
 Alma Mater.....Pepperdine, 1989
 Division I Career Record 80-98 (6th)
 Record at Pepperdine Same

GAME INFORMATION

TV ESPN
 TV Talent..... Drew Fellios (play-by-play)
 Sean Harrington (analyst)
 Live Video..... WatchESPN.com
 Radio Cougar IMG Sports Network
 KSJ 102.7 FM/1160 AM, BYU Radio - Sirius XM 143
 Radio Talent Greg Wrubell (play-by-play)
 Mark Durrant (analyst)
 Live Stats BYUcougars.com

SERIES INFORMATION

Series Record BYU leads 11-8
 Last Meeting..... BYU won 99-70, 1/19/17
 H/A/N 8-2/3-4/0-2



BYU (17-8, 8-4 WCC) COUGARS

Head Coach Dave Rose
 Alma Mater..... Houston, 1983
 Career Record 300-107 (12th)
 Record at BYU..... Same

BYU STORYLINES

- BYU leads the all-time series with Pepperdine 11-8 and won the first matchup against the Waves this season 99-70 in Provo. Eric Mika led the way for BYU with 22 points, 10 rebounds and two blocks while Yoeli Childs added 14 rebounds and Elijah Bryant came off the bench to score 15 on 5 of 8 shooting.
- Freshman TJ Haws has scored in double figures in each of the last five games, including a career-best 29 points against Gonzaga (the sixth-most points scored by a BYU freshman) and 15 against Portland last week. Over the last five games, Haws is averaging 18.8 points per game.
- Freshman Yoeli Childs has scored in double figures in three-straight games, the best streak of his young career. He is averaging 12.0 points, 8.7 rebounds and 1.7 blocks over the last three games.

BYU'S PROJECTED STARTING LINEUP



#5 | L.J. Rose

Guard
 6-3 | 200 | Sr.
 Houston, Texas
 Houston

GP/GS	MPG	Pts	Reb	Ast	Stl	FG%	3PT%	FT%
25/25	26.1	5.5	4.6	4.7	0.9	.353	.286	.851

Last Game: Posted 10 points, 4 rebounds, 5 assists and 2 steals vs. Portland
Notes: Has a 2.79 to 1 assist to turnover ratio ... has posted 5-plus assists 13 times this season ... has posted 9 assists twice ... scored a season-best 18 points vs. Utah State ... has posted 8-plus rebounds four times ... transfer from Houston



#4 | Nick Emery

Guard
 6-2 | 185 | So.
 Alpine, Utah
 Lone Peak HS

GP/GS	MPG	Pts	Reb	Ast	Stl	FG%	3PT%	FT%
25/24	29.8	13.0	2.7	2.4	1.8	.413	.367	.836

Last Game: Had 2 points, 2 rebounds and 1 assist vs. Portland
Notes: Streak of 32-straight games with 3 - a BYU record for consecutive games with a 3-pointer - ended vs. Gonzaga ... has scored in double figures 15 times ... named to preseason All-WCC Team ... leads the team in steals



#30 | TJ Haws

Guard
 6-4 | 170 | Fr.
 Alpine, Utah
 Lone Peak HS

GP/GS	MPG	Pts	Reb	Ast	Stl	FG%	3PT%	FT%
25/25	31.3	14.3	3.0	3.2	1.1	.430	.396	.786

Last Game: Scored 15 points and added 2 rebounds, 1 assist, 1 block and 1 steal vs. Portland
Notes: Has hit at least one 3 in 21 of 25 games ... has scored in double figures 18 times ... leads the team in 3-point field goals ... third all-time in 3-point field goals by a Cougar freshman ... is the 4th BYU freshman to score 20-plus points in his Cougar debut



#23 | Yoeli Childs

Forward
 6-8 | 225 | Fr.
 South Jordan, Utah
 Bingham HS

GP/GS	MPG	Pts	Reb	Ast	Blk	FG%	3PT%	FT%
25/19	24.9	8.8	8.3	1.1	1.6	.565	.000	.588

Last Game: Posted a double-double with 15 points, 10 boards, 3 blocks and 2 steals vs. Portland
Notes: Has scored in double figures 9 times, including the last three games ... has shot 50 percent or better 17 times ... has at least 1 block in 21 of 25 games ... third all-time among BYU freshmen in blocks ... has 3 double-doubles



#12 | Eric Mika

Forward
 6-10 | 230 | So.
 Alpine, Utah
 Lone Peak HS

GP/GS	MPG	Pts	Reb	Ast	Blk	FG%	3PT%	FT%
25/25	28.1	20.6	9.7	1.6	2.0	.539	.000	.774

Last Game: Totaled 23 points, 12 rebounds, 2 assists, 3 blocks and 2 steals vs. Portland
Notes: Has scored in double figures every game this season ... has 15 double-doubles and 13 20-point games ... 3-time WCC Player of the Week (1/23/17, 12/12/16, 11/21/16) ... one of 10 finalists for the Kareem Abdul-Jabbar Center of the Year Award ... named to preseason All-WCC Team

OFF THE BYU BENCH


No.	Name	Pos.	Ht.	Wt.	Yr.	Pts.	Reb.	Hometown (Previous School)	Notes
2	Zach Frampton	G	6-3	185	Fr.	0.0	1.0	Highland, Utah (Lone Peak HS)	Had 1 rebound vs. Pepperdine, his first game since 12/10/16 following a thumb injury
3	Elijah Bryant	G	6-5	210	So.	9.4	3.5	Gwinnett, Georgia (Elon)	Totaled 5 points, 3 rebounds and 2 assists vs. Portland
10	Steven Beo	G	6-3	180	Fr.	2.2	1.0	Richland, Washington (Richland HS)	Had 7 points, 2 rebounds, 1 assist and 1 steal vs. LMU
13	Colby Leifson	G	6-4	190	Fr.	1.5	0.4	Suwanee, Georgia (North Gwinnett HS)	Hit a pair of 3s for 6 points vs. Pacific, tying career highs in both categories
15	Payton Dastrup	F	6-10	250	Fr.	1.4	1.6	Mesa, Arizona (Mountain View HS)	Totaled 4 points and 5 rebounds vs. Pepperdine
21	Kyle Davis	F	6-8	225	Sr.	8.8	4.0	Draper, Utah (Utah State)	Out for the season with a right knee injury
24	Davin Guinn	F	6-5	190	Jr.	2.4	1.6	Murrieta, California (UC Riverside)	Played 20 minutes and had 3 points, 2 rebounds and 2 steals vs. Portland
31	Braiden Shaw	F	6-9	210	So.	1.7	1.9	Eagle, Idaho (Eagle HS)	Had 4 points, 5 boards and 1 steal vs. Pepperdine
40	Jamal Aytes	F	6-6	235	Jr.	2.8	1.4	San Diego, California (UNLV)	Hit 3 of 5 from the field for 6 points and 4 boards vs. Pepperdine
44	Corbin Kaufusi	C	6-10	260	Jr.	0.7	0.7	Provo, Utah (Timpview HS)	Scored a season-best 5 points to go with 2 boards vs. Pepperdine

*Stats from previous school ^ Sitting out due to NCAA transfer rules

#BYUhoops

Career Highlights

- 300-107 overall record (second all-time at BYU in wins) for a BYU record .737 winning percentage
- 10th among active coaches in the NCAA in career winning percentage
- Reached 300 career victories in his 407th game as a head coach, tied for 25th fastest in NCAA history
- Reached 200 career victories in his 259th game as a head coach, 15th fastest in NCAA history
- With 283 victories through 11 seasons is tied for fifth all-time for best career starts by wins in NCAA history
- With 257 victories through 10 seasons is sixth all-time for best career starts by wins in NCAA history
- With 232 victories through nine seasons is fifth all-time for best career starts by wins in NCAA history
- With 209 victories through first eight seasons is fourth all-time for best career starts by wins in NCAA history
- With 185 victories through first seven seasons is fourth all-time for best career starts by wins in NCAA history
- With 159 victories through first six seasons is tied for third all-time for best career starts by wins in NCAA history
- With 127 victories through five seasons is sixth all-time for best career starts by wins in NCAA history
- Streak of 11-consecutive 20-win seasons is tied for 12th all-time in NCAA history and tied for the seventh longest current streak
- Four Mountain West Conference regular season titles, a BYU record
- Three-time MWC Coach of the Year (2006, 2007, 2011)
- Two-time USBWA District VIII Coach of the Year (2006, 2011)
- Naismith Coach of the Year Finalist in 2011
- Honorable Mention for National Coach of the Year by Scout.com (2006)
- Eight trips to the NCAA tournament (a BYU record), including six-consecutive trips from 2007 to 2012 (a BYU record) and back-to-back appearances in 2014 and 2015
- Six-consecutive 25-win seasons (2006-11) and 11-consecutive 20-win seasons, both BYU records
- Holds top two spots for wins in a season in BYU history with 32 in 2010-11 and 30 in 2009-10
- Only BYU coach to win at least 20 games in each of his first 11 seasons
- Took BYU to the Sweet 16 in 2011 for the first time since 1981
- Coached Jimmer Fredette, the 2011 Consensus National Player of the Year
- Has coached five conference players of the year (Keena Young, Lee Cummard, Jimmer Fredette, Tyler Haws, Kyle Collinsworth)
- Inducted into the Dixie State Athletics Hall of Fame on Sept. 14, 2013



Coaching Experience

- BYU Head Coach (2005-present)
- BYU Associate Head Coach (2000-2005)
- BYU Assistant Coach (1997-2000)
- Dixie State Head Coach (1990-1997)
- Dixie State Assistant Coach (1987-1990)
- Assistant coach at Pine View High School (1986-87)
- Head coach at Millard High School (1983-86)

Service

- A member of the National Coaches vs. Cancer Council
- Assisting with the Hope Lodge, a facility to be constructed in Salt Lake City to house families of cancer patients
- NABC Game Pillar Award for Service in 2008
- 63rd recipient of the Dale Rex Memorial Award
- Honorary Chair of the Children with Cancer Christmas Foundation
- Was the first coach in the state of Utah to participate in the American Cancer Society's nationwide Coaches vs. Cancer campaign
- Lobbied before Congress for more funding for cancer research in September 2010

Education

- Houston (1983, B.A.)

Playing Career

- Played baseball and basketball at Dixie State College
- Played for Houston from 1980-83 (played in 1980-81 and 82-83, redshirted in 1981-82)
- Co-captain on the famous "Phi Slama Jama" team that featured Hakeem (then Akeem) Olajuwon and Clyde Drexler
- Helped Houston achieve a No. 1 ranking and reach the national championship game in 1983

Mission

- Manchester England (1977-79)

Personal/Family

- Wife: Cheryl
- Children: Daughter Chanell and husband Brock Reichner, son Garrett and wife Brooke, daughter Taylor
- Dave and Cheryl Rose have eight grandchildren

ROSE'S BYU COACHING LEDGER

Season	Overall	Pct.	Home	Pct.	Away	Pct.	Neutral	Pct.	Conf.	Pct.	Tourney	NCAA/NIT
05-06	20-9	.690	14-1	.933	5-7	.417	1-1	.500	12-4	.750	0-1	0-1 NIT
06-07	25-9	.735	17-0	1.000	6-7	.462	2-2	.500	13-3	.813	2-1	0-1 NCAA
07-08	27-8	.771	16-0	1.000	8-5	.615	3-3	.500	14-2	.875	2-1	0-1 NCAA
08-09	25-8	.758	14-2	.875	9-3	.750	2-3	.400	12-4	.750	1-1	0-1 NCAA
09-10	30-6	.833	15-1	.938	10-4	.714	5-1	.833	13-3	.813	1-1	1-1 NCAA
10-11	32-5	.865	13-1	.929	10-1	.909	9-3	.750	14-2	.875	2-1	2-1 NCAA
11-12	26-9	.743	13-3	.813	8-3	.727	5-3	.625	12-4	.750	1-1	1-1 NCAA
12-13	24-12	.667	15-3	.833	7-5	.583	2-4	.333	10-6	.625	0-1	3-1 NIT
13-14	23-12	.657	14-1	.933	5-8	.385	4-3	.571	13-5	.722	2-1	0-1 NCAA
14-15	25-10	.714	13-3	.813	8-3	.727	4-4	.500	13-5	.722	2-1	0-1 NCAA
15-16	26-11	.703	16-2	.889	6-6	.500	4-3	.571	13-5	.722	2-1	3-1 NIT
16-17	17-8	.680	13-2	.867	2-3	.400	2-3	.400	8-4	.667	-	-
Totals	300-107	.737	173-19	.901	84-55	.604	43-33	.566	147-47	.758	14-11	10-11

CURRENT MOST CONSECUTIVE DIVISION I 20-WIN SEASONS

Coach, School	Years	No.
Mike Krzyzewski, Duke	1997-2016	20
Bill Self, Tulsa, Illinois, Kansas	1999-2016	18
Mark Few, Gonzaga	2000-2016	17
Thad Matta, Butler, Xavier, Ohio State	2001-2016	16
Rick Pitino, Louisville	2003-2016	14
Roy Williams, North Carolina	2005-2016	12
Dave Rose, BYU	2006-2016	11
Keith Dambrot, Akron	2006-2016	11
Steve Fisher, San Diego State	2006-2016	11

BEST CAREER STARTS BY WINS, 11 SEASONS

Coach, School	Date	W	L	Pct.
Roy Williams, Kansas	1989-99	305	72	.809
Thad Matta, Butler, Xavier, OSU	2001-11	292	88	.768
Mark Few, Gonzaga	2000-10	291	73	.799
Jamie Dixon, Pittsburgh	2004-14	288	96	.750
Dave Rose, BYU	2006-16	283	99	.741
Sean Miller, Xavier, Arizona	2005-15	283	99	.741
Everett Case, NC State	1947-57	280	71	.798
Denny Crum, Louisville	1972-82	263	74	.780
Jim Boeheim, Syracuse	1977-87	261	84	.757
Nolan Richardson, Tulsa, Arkansas	1981-91	260	92	.739

ROSE'S MILESTONE VICTORIES

Win	Date	Opponent	Score	Record
25	12/06/06	San Jose State	81-69	25-11 (.694)
50	11/23/07	vs. No. 6 Louisville	78-76	50-18 (.735)
75	11/20/08	North Florida	74-41	75-26 (.743)
100	11/20/09	at Hawaii	83-65	100-34 (.746)
125	03/06/10	at TCU	107-77	125-38 (.767)
150	02/09/11	at Air Force	90-52	150-42 (.781)
175	01/16/12	at San Diego	82-63	175-49 (.781)
200	01/19/13	San Diego	74-57	200-59 (.772)
225	02/06/14	Santa Clara	89-76	225-75 (.750)
250	02/07/15	at Loyola Marymount	87-68	250-86 (.744)
275	02/11/16	at San Francisco	114-89	275-96 (.741)
300	02/04/17	Portland	73-62	300-107 (.737)

BYU VS. PEPPERDINE

Overall Series Record: BYU leads 11-8
 BYU Record in Provo: 8-2
 BYU Record at Pepperdine: 3-4
 BYU Record at Neutral Sites: 0-2
 BYU Record Under Dave Rose: 9-4

Last 10 games vs. Pepperdine

1-21-12	at Pepperdine	77-64	W
2-11-12	Pepperdine	86-48	W
1-10-13	Pepperdine	76-51	W
1-31-13	at Pepperdine	63-61	W
12-30-13	at Pepperdine	74-80	L
1-9-14	Pepperdine	84-72	W
1-8-15	Pepperdine	61-67	L
2-5-15	at Pepperdine	74-80	L
1-23-16	at Pepperdine	65-71	L
1-30-16	Pepperdine	88-77	W
1-19-17	Pepperdine	99-70	W

Pepperdine's projected starting lineup

No.	Name	Ht.	Pos.	Ppg	Rpg
30	Lamond Murray Jr.	6-5	G/F	20.7	5.9
14	Chris Reyes	6-7	F	13.9	8.0
3	Jeremy Major	5-11	G	12.0	3.2
31	Nolan Taylor	6-7	F	5.0	3.2
23	Jonathan Allen	6-4	G	1.4	1.1

Pepperdine's last game

W, 82-72 vs. Pacific, 2/4/17

BYU	CATEGORY	PEPPERDINE
17-8, 8-4	W-L	7-17, 3-9
6-4	Last 10	3-7
3-2	Last 5	2-3
81.9	PPG	69.2
72.7	Opp PPG	79.8
+9.2	Margin	-10.6
.461	FG%	.449
.401	FG% Def	.480
.342	3FG%	.368
6.5	3FG/Game	5.8
.310	Opp 3FG%	.405
.730	FT%	.630
42.8	RPG	34.1
37.0	Opp RPG	36.3
+5.8	Margin	-2.2
16.4	Assist/Game	13.5
13.6	TO/Game	13.1
12.2	Opp TO/Game	10.4
-1.4	Margin	-2.7
6.7	Steals/Game	5.0
4.9	Blocks/Game	2.9

BY THE NUMBERS

- 4** TJ Haws scored 20 points in the season opener against Princeton to become the fourth freshman in team history to score 20-plus in his BYU debut. The other Cougars to achieve the mark are Mike Rose (26 points), Shawn Bradley (23) and Russell Larson (21).
- 6** The number of BYU players who were ranked in the top 100 of their respective recruiting classes, including: Yoeli Childs (53rd in 2016), Payton Dastrup (98th in 2014), Nick Emery (45th in 2013), TJ Haws (67th in 2014), Eric Mika (28th in 2013) and L.J. Rose (63rd in 2012).
- 7** BYU's season high in blocks, set initially against Coastal Carolina, then matched six times: against Idaho State, CSU Bakersfield, Pacific, Pepperdine and Portland at home and at Pacific.
- 9** The number of offensive rebounds secured by Eric Mika against Princeton, tying the BYU single-game record. The record was previously set by four other Cougars with Ron Selleaze being the most recent at Colorado State on Feb. 12, 1998.
- 11** The number of consecutive seasons BYU has won at least 20 games. BYU has also reached the postseason in 11-straight seasons. Both streaks are program records.
- 13** BYU's 13 steals against Idaho State were a 2016-17 season high and the second-straight game the Cougars had double figure steals (BYU had 11 vs. Illinois).
- 15** The number of double-doubles for Eric Mika this season. His most recent double-double came vs. Portland, when he posted 15 points and 11 rebounds.
- 15** The number of rebounds secured by Yoeli Childs against Coastal Carolina, tied for fifth most by a BYU freshman. He also tied the BYU record for most defensive rebounds by a freshman with 12.
- 18** BYU trailed by as many as 18 points (41-23) at Loyola Marymount before coming back to win 81-76. It was the largest deficit overcome by the Cougars to win since defeating Iona in the 2012 NCAA Tournament after trailing by 25 points. Last season BYU overcame deficits of 15 (at LMU), 13 (at Gonzaga and at San Diego), 12 (Creighton) and 11 (Belmont) in victories.
- 23** BYU's offensive rebound total against Utah State, tied for the third highest single game total in team history. Yoeli Childs and Braiden Shaw led the way with four apiece.
- 25** Dave Rose reached 300 wins in his 407th career game on Feb. 4. He is tied with Bob Knight and John Thompson for 25th fastest to 300 career wins in NCAA history.
- 32** The number of consecutive games (the last nine of 2015-16 and the first 23 of 2016-17) that Nick Emery hit a 3-pointer, a BYU record. The old record of 28 consecutive games with a 3-pointer was set by Jimmer Fredette during the 2010-11 season.
- 151** The number of career 3s for Nick Emery, including a BYU freshman record 97 in 2015-16 and 54 this season. He is currently 10th all-time in career 3s at BYU. He is also second in career 3-point field goals per game at 2.5.
- 300** Dave Rose (2005 to present) is second all-time in BYU basketball history with 300 career victories, behind only the great Stan Watts, who coached the Cougars to 371 wins from 1949 to 1972 and was inducted into the Naismith Memorial Basketball Hall of Fame in 1986.

THE BASKETBALL HALL OF FAME: HOOPHALL AWARDS

Eric Mika was named one of 10 finalists for the Kareem Abdul-Jabbar Center of the Year Award on Feb. 3. The sophomore is averaging 20.6 points, 9.7 rebounds and 2.0 blocks per game.



LAST TIME OUT – DESPITE HAWS' 29, BYU FALLS TO NO. 1/1 GONZAGA 85-75

PROVO, Utah – Despite TJ Haws' 29 points, BYU men's basketball fell to No. 1/1 Gonzaga 85-75 Thursday night at the Marriott Center in front of a sellout crowd.

Haws led the Cougars with 29 points, hitting four treys in the process. Eric Mika contributed a double-double of 15 points and 11 rebounds, and Elijah Bryant and Yoeli Childs chipped in 12 and 11 points, respectively.

Childs gave BYU (16-8, 7-4 West Coast Conference) its first points of the game as Gonzaga (23-0, 11-0) led early 4-2.

A Haws jumper followed by a Bryant 3-pointer then got the Cougars back within a point, trailing 9-8.

The Bulldogs countered with an 11-2 run, with help from a trio of treys, to extend the lead to double digits at 20-10.

BYU then went on a scoring drought for more than three minutes before Haws hit a jumper from the right side to cut into the advantage with Gonzaga ahead 29-14.

With the Bulldogs up 36-21, scoring remained stagnant with tight defense on both sides, as neither team scored a field goal in four minutes of play.

A Mika bucket gave the Cougars the final points of the half as Gonzaga led 42-26 at the break.

Nick Emery stole the ball and picked up an assist as Haws hit a 3-pointer in transition, forcing a Bulldog timeout, as BYU cut into the lead, down 45-33.

Haws and Mika each made a pair of shots from the charity stripe to cut the lead to eight, 45-37, but a quick 8-0 Gonzaga run extended its lead back to double digits at 58-40.

Davin Guinn followed with a 3-pointer, steal and transition layup to give the Cougars five-straight points, down 58-45.

BYU then went on another four-minute stretch without a field goal before Haws hit back-to-back 3-pointers to kick start the Cougars, down 66-58 with under eight minutes to go.

A Childs bucket kept BYU within nine, before Mike muscled his way to the rim for another bucket with the Cougars down just six, 76-70 with under two minutes to play.

The late rally proved too little, however, as the Bulldogs pushed their way to an 85-75 win.

QUICK FACTS

University Information

Location: Provo, Utah 84602
 Elevation: 4,553 feet
 Enrollment: 33,360 (Daytime)
 Founded: October 15, 1875
 Owned: The Church of Jesus Christ of Latter-day Saints
 Nickname: Cougars
 Mascot: Cosmo
 Colors: Blue and White
 Arena (capacity): Marriott Center (18,987)
 Conference: West Coast Conference
 President: Kevin J Worthen (BYU, 1979)
 Athletic Director: Tom Holmoe (BYU, 1983)
 Athletic Website: BYUcougars.com
 Tickets: (801) 422-BYU1 or (800) 322-BYU1

2016-17 Preview

Lettermen Returning/Lost: 7/7
 Newcomers: 7
 Returning Redshirts: 1
 Starters Returning/Lost: 4/2
 Returning Scoring: 42.7% (1,322 of 3,093 pts)
 Returning Rebounding: 41.1% (623 of 1,514 reb)
 Returning Assists: 25.2% (154 of 611 ast)
 Returning Blocks: 60.5% (98 of 162)
 Returning Minutes: 40.3% (2,980 of 7,400)

2015-16 Review

Overall Record: 26-11
 H/A/N Record: 16-2/6-6/4-3
 Conference Record/Finish: 13-5 (3rd)
 2016 Postseason: (3-1 in the NIT)
 Semifinals: Valparaiso – L, 70-72
 2015 Final National Ranking: NR/NR

BYU Coaching Staff

Head Coach: Dave Rose
 Alma Mater (year): Houston (1983)
 Record at School (years): 300-107 (12th year)
 Career Division I Record (years): same
 Basketball Office Fax: (801) 422-5965
 Associate Head Coach (Alma Mater, year)
 Tim LaComb (Utah, 2006)
 Assistant Head Coach (Alma Mater, year)
 Terry Nashif (BYU, 2005)
 Assistant Coach (Alma Mater, year)
 Quincy Lewis (Wagner, 1993)
 Dir. of Basketball Operations: Andrew May (BYU, 2010)

BYU History

First Year of Basketball: 1903
 All-Time Record: 1780-1067 (.625)
 Winning Seasons: 89 (last 2015-16)
 Regular Season Conf. Championships: 29 (last 2010-11)
 Postseason Appearances (record): 41 (33-42)
 Total NCAA Appearances (record): 29 (15-32)
 Last NCAA Appearance: 2015
 First Round: L vs. No. 11 seed Ole Miss, 90-94
 Total NIT Appearances (Record): 12 (18-10)
 Last NIT Appearance: 2016
 Result: Advanced to the semifinals

Media Relations

Men's Basketball Contact: Kyle Chilton
 Cell Phone: 801-372-2080
 Office Phone: 801-422-4909
 Email: kyle_chilton@byu.edu

Media Information

Radio Station: Cougar IMG Sports Network/KSL
 102.7 FM and 1160 AM
 Play-By-Play Announcer: Greg Wrubell
 Beat Writers: Jeff Call, Deseret News
 Darnell Dickson, Daily Herald
 Jay Drew, Salt Lake Tribune

2016-17 BYU STARTING LINEUPS

Opponent	(1)	(2)	(3)	(4)	(5)
Princeton	L.J. Rose	Nick Emery	TJ Haws	Kyle Davis	Eric Mika
Coppin State	L.J. Rose	Nick Emery	TJ Haws	Kyle Davis	Eric Mika
Coastal Carolina	L.J. Rose	Nick Emery	TJ Haws	Kyle Davis	Eric Mika
vs. Saint Louis	L.J. Rose	Nick Emery	TJ Haws	Kyle Davis	Eric Mika
vs. Valparaiso	L.J. Rose	Nick Emery	TJ Haws	Kyle Davis	Eric Mika
Utah Valley	L.J. Rose	Nick Emery	TJ Haws	Kyle Davis	Eric Mika
vs. Utah State	L.J. Rose	Nick Emery	TJ Haws	Yoeli Childs	Eric Mika
vs. USC	L.J. Rose	Nick Emery	TJ Haws	Yoeli Childs	Eric Mika
Weber State	L.J. Rose	Nick Emery	TJ Haws	Yoeli Childs	Eric Mika
Colorado	L.J. Rose	Nick Emery	TJ Haws	Yoeli Childs	Eric Mika
vs. Illinois	L.J. Rose	Nick Emery	TJ Haws	Yoeli Childs	Eric Mika
Idaho State	L.J. Rose	Nick Emery	TJ Haws	Yoeli Childs	Eric Mika
CSU Bakersfield	L.J. Rose	Nick Emery	TJ Haws	Yoeli Childs	Eric Mika
Santa Clara	L.J. Rose	Nick Emery	TJ Haws	Yoeli Childs	Eric Mika
at Loyola Marymount	L.J. Rose	Nick Emery	TJ Haws	Yoeli Childs	Eric Mika
at Saint Mary's	L.J. Rose	Nick Emery	TJ Haws	Yoeli Childs	Eric Mika
Pacific	L.J. Rose	Nick Emery	TJ Haws	Yoeli Childs	Eric Mika
San Francisco	L.J. Rose	Nick Emery	TJ Haws	Yoeli Childs	Eric Mika
at San Diego	L.J. Rose	Nick Emery	TJ Haws	Yoeli Childs	Eric Mika
Pepperdine	L.J. Rose	Nick Emery	TJ Haws	Yoeli Childs	Eric Mika
at Pacific	L.J. Rose	Nick Emery	TJ Haws	Yoeli Childs	Eric Mika
at Santa Clara	L.J. Rose	Nick Emery	TJ Haws	Yoeli Childs	Eric Mika
Loyola Marymount	L.J. Rose	Nick Emery	TJ Haws	Yoeli Childs	Eric Mika
Gonzaga	L.J. Rose	Elijah Bryant	TJ Haws	Yoeli Childs	Eric Mika
Portland	L.J. Rose	Nick Emery	TJ Haws	Yoeli Childs	Eric Mika
at Pepperdine					
at San Francisco					
San Diego					
Saint Mary's					
at Portland					
at Gonzaga					
Won-Loss Records	(1)	(2)	(3)	(4)	(5)
4-2	L.J. Rose	Nick Emery	TJ Haws	Kyle Davis	Eric Mika
13-5	L.J. Rose	Nick Emery	TJ Haws	Yoeli Childs	Eric Mika
0-1	L.J. Rose	Elijah Bryant	TJ Haws	Yoeli Childs	Eric Mika

GAMES PLAYED (RECORD)

	2016-17	Career
Corbin Kaufusi	9 (6-3)	79 (55-24)
Nick Emery	25 (17-8)	61 (42-19)
Eric Mika	25 (17-8)	58 (38-20)
Kyle Davis	10 (6-4)	47 (31-16)
Jamal Aytes	21 (15-6)	43 (32-11)
Braiden Shaw	22 (14-8)	41 (31-10)
Davin Guinn	25 (17-8)	34 (25-9)
Yoeli Childs	25 (17-8)	25 (17-8)
TJ Haws	25 (17-8)	25 (17-8)
L.J. Rose	25 (17-8)	25 (17-8)
Steven Beo	22 (15-7)	22 (54-7)
Colby Leifson	19 (13-6)	19 (13-6)
Payton Dastrup	16 (11-5)	16 (11-5)
Elijah Bryant	15 (10-5)	15 (10-5)
Zach Frampton	8 (7-1)	8 (7-1)

GAMES STARTED (RECORD)

	2016-17	Career
Nick Emery	24 (17-7)	56 (39-17)
Eric Mika	25 (17-8)	54 (34-20)
Kyle Davis	6 (4-2)	43 (30-13)
Corbin Kaufusi	—	36 (26-10)
TJ Haws	25 (17-8)	25 (17-8)
L.J. Rose	25 (17-8)	25 (17-8)
Yoeli Childs	19 (13-6)	19 (13-6)
Elijah Bryant	1 (0-1)	1 (0-1)

STREAKS

Streak	2016-17	Overall
Current won/loss streak	1 win	same
At home	1 win	same
On the road	1 loss	same
On a neutral floor	2 losses	same
At home vs. Nonconference	4 wins	same
At home vs. WCC	1 win	same
On the road vs. Nonconference	—	3 losses
On the road vs. WCC	1 loss	same
On a neutral floor vs. Nonconference	2 losses	same
On a neutral floor vs. WCC	—	1 loss
At regular season tournament	1 loss	same
At WCC Tournament	—	1 loss
NCAA Tournament	—	3 losses
At NIT	—	1 loss
Games with a 3-point make	25 games	109 games
Vs. in-state teams	2 wins	same
At home vs. in-state teams	1 win	same
On the road vs. in-state teams	—	1 loss
On a neutral floor vs. in-state teams	4 wins	same

LEADS AND DEFICITS, BYU'S BIGGEST...

Halftime lead	20 (47-27 vs. CSUB, 12/22/16)
Halftime lead lost in defeat	2 (46-44 vs. Valparaiso, 11/23/16)
Halftime deficit	16 (26-42 vs. Gonzaga, 2/2/17)
Halftime deficit erased in victory	13 (34-47 at LMU, 12/31/16)
Overall lead	42 (96-54 vs. Coppin State, 11/17/16)
Margin of victory	37 (96-54 vs. Coppin State, 11/17/16)
Margin of defeat	13 (101-114 vs. Utah Valley, 11/26/16)
Lead lost in defeat	12 (21-9 vs. Valparaiso, 11/23/16)
Overall deficit	19 (21-40 vs. Gonzaga, 2/2/17)
Deficit overcome in victory	18 (23-41 at LMU, 12/31/16)

AWARDS CANDIDATES

Nick Emery

- Preseason All-WCC
- Hit a 3-pointer in 32-straight games (last nine games of 2015-16 and first 23 of 2016-17), a BYU record for consecutive games with a 3-point field goal
- In the WCC is second in steals, seventh in 3-point field goals per game and 15th in scoring
- Tied his career-high with 37 points against Utah Valley
- Has hit five 3s three times this season
- Has scored in double figures 15 times this season
- Leads BYU with 54 3-point field goals and 45 steals
- All-WCC Second Team and All-WCC Freshman Team in 2015-16

Eric Mika

- One of 10 finalists for the Kareem Abdul-Jabbar Award
- Three-time WCC Player of the Week (Nov. 21, Dec. 12 and Jan. 23)
- Preseason All-WCC
- One of only three players nationally averaging 20-plus points and 9-plus rebounds per game
- First nationally in free-throw attempts, second in free-throw makes, sixth in double-doubles, 25th in scoring and 26th in rebounding
- First in the WCC in rebounding, blocks and double-doubles, second in scoring, eighth in field goal percentage and free-throw percentage
- Has 15 double-doubles, including a stretch of seven-straight games with a double-double
- Season highs of 31 points, 18 rebounds and four blocks
- Has 13 20-point games
- Has 14 games with multiple blocks, including four blocks against Utah State, at San Diego and at home vs. LMU and nine games with 3-plus blocks

Yoeli Childs

- Has four double-doubles and has posted double-digit rebounds nine times
- Has shot 50.0 percent or better 17 times
- Is second on the team in blocks and rebounds
- Is second in the WCC in blocks, third in rebounding and tied for fifth in field goal percentage
- Currently third all-time in blocks in a season and second in rebounds per game by a Cougar freshman
- Season highs of 19 points, 15 rebounds, three blocks and two steals

TJ Haws

- Has scored in double figures 18 times
- Is first on the team in 3-point field goals and second in scoring, assists and steals
- In the WCC is seventh in steals, fifth in 3-point field goals per game, 11th in assists, fifth in free-throw percentage, 11th in scoring, 14th in 3-point field goal percentage and 10th in assist/turnover ratio
- In the BYU freshman single season record book is third in 3-point field goals and second in games with 3-plus 3s
- Has dished out five-plus assists nine times
- Season highs of 27 points, seven assists, four steals and six 3-point field goals

NOTES AND STORYLINES

Dave Rose

BYU head coach Dave Rose has led the Cougars to one of the most successful eras in program history since taking over in 2005. His career record of 300-106 ranks him second in BYU history in total victories and first in winning percentage (.737). Rose has been named conference coach of the year three times, led the Cougars to four conference titles, eight NCAA tournament appearances, three NIT appearances, eight 25-win seasons and 11 20-win seasons. In 2010, he led BYU to its first NCAA tournament victory in 17 years and the Cougars won at least one postseason game in the next three seasons.

BYU and the Postseason

Under Dave Rose, BYU has reached the postseason in 11-straight seasons, a school record. The previous record was six-straight seasons (1989-90 to 1994-95). During that time the Cougars have earned eight bids to the NCAA tournament and three to the NIT. The Cougars' eight NCAA tournament bids in the last 11 years are more than 217 NCAA Division I schools have since beginning their programs.

Rose among the nation's best

Dave Rose is 10th in career winning percentage among active NCAA Division I head coaches (as of 2/5/17).

Rk	Coach	Yrs.	W	L	Pct.	Rk	Coach	Yrs.	W	L	Pct.
1	Mark Few, Gonzaga	18	490	111	.8153	9	Rick Pitino, Louisville	32	764	266	.7417
2	Roy Williams, UNC	29	804	213	.7906	10	Dave Rose, BYU	12	300	107	.7371
3	John Calipari, Kentucky	25	638	190	.7705	11	Tim Cluess, Iona	11	254	96	.7257
4	Mike Krzyzewski, Duke	42	1061	326	.7650	12	Bruce Pearl, Auburn	22	503	193	.7227
5	Bill Self, Kansas	24	612	191	.7621	13	Greg Marshall, Wichita State	19	445	172	.7212
6	Sean Miller, Arizona	13	329	111	.7477	14	Jim Boeheim, Syracuse	41	899	351	.7192
7	Thad Matta, Ohio State	17	436	149	.7453	15	Jamie Dixon, Pittsburgh	14	340	134	.7173
8	Steve Prohm, Iowa State	6	141	49	.7421						

Keeping up with the Cougars

BYU basketball has consistently ranked among the top offensive teams in the country since 2009. Since 2009, BYU is the only team in the country to be ranked among the top-15 in scoring each year (2nd in 2009-10 and 2014-15, 3rd in 2013-14, 7th in 2010-11, 9th in 2015-16, 12th in 2012-13 and 13th in 2011-12. The Cougars are averaging 81.9 points per game (26th) in 2016-17.

Missions

Nine of BYU's players and four members of the coaching staff have served missions for The Church of Jesus Christ of Latter-day Saints. See the list below:

Players	Coaches
Payton Dastrup: Panama	Dave Rose: England
Kyle Davis: Detroit	Tim LaComb: Boston
Nick Emery: Germany	Andrew May: Washington, D.C.
Zach Frampton: Chile	Terry Nashif: Columbia, South Carolina
Davin Guinn: Mexico	
TJ Haws: France	
Corbin Kaufusi: South Korea	
Eric Mika: Italy	
Braiden Shaw: Sacramento, California	

From the gridiron to the hardwood

Junior forward Corbin Kaufusi is following in the footsteps of his brother Bronson this season as he is playing on the BYU football and basketball teams. Kaufusi played defensive end for Kalani Sitake in the fall and switched back to playing center for Dave Rose in time for West Coast Conference play. Kaufusi played all 13 during the football season, made four starts and finished with 31 tackles, 2.5 sacks, 2 blocked kicks and 1 pass breakup. In two-plus years with the basketball team, Kaufusi has played in 79 games and made 36 starts.

Record-breaking brothers

Sophomore guard Nick Emery and freshman guard TJ Haws both have brothers who played for Dave Rose and set records during their BYU careers. Emery's brother Jackson played at BYU from 2005-06, 2008-11, and became BYU's record holder for steals in a season (101 in 2010-11) and career (249). Haws' older brother Tyler played from 2009-10, 12-15 and finished his career as BYU's all-time leading scorer with 2,720 career points.

Together again

Four members of the 2016-17 BYU basketball team – Nick Emery, TJ Haws, Eric Mika and Zach Frampton – and assistant coach Quincy Lewis are being reunited in 2016-17. Prior to coming to BYU, Lewis was the head coach at Lone Peak High School and in 2012-13, he had Emery, Haws, Mika and Frampton on his team. That season the Knights finished 26-1, won the Utah 5A state title and the MaxPreps.com National Championship. Emery, Haws and Mika were all named first-team all-state while Emery was named Mr. Basketball by the Deseret News and the Utah Gatorade Player of the Year.

BYU BASKETBALL

BYU'S RECORD WHEN/MISCELLANEOUS STATS

BYU'S RECORD WHEN ...					
Venue	16-17	H	A	N	Under Rose
Overall	17-8	13-2	2-3	2-3	300-107
Home	13-2	—	—	—	173-19
Away	2-3	—	—	—	84-55
Neutral	2-3	—	—	—	43-33
Lead at the half/end of game...	16-17	H	A	N	Under Rose
BYU leads at the half	15-1	12-0	1-0	2-1	247-29
Opponent leads at the half	2-7	1-2	1-3	0-2	44-72
Score tied at the half	0-0	0-0	0-0	0-0	9-6
BYU leads w/5 min left	15-0	12-0	1-0	2-0	281-9
Opponent leads w/5 min left	2-8	1-2	1-3	0-3	16-96
Score tied w/5 min left	0-0	0-0	0-0	0-0	3-2
BYU leads w/1 min left	16-0	13-0	1-0	2-0	293-2
Opponent leads w/1 min left	0-8	0-2	0-3	0-3	3-99
Score tied w/1 min left	1-0	0-0	1-0	0-0	4-6
Game goes into overtime	0-0	0-0	0-0	0-0	8-8
BYU scores...	16-17	H	A	N	Under Rose
100-plus points	0-1	0-1	0-0	0-0	16-2
90-99 points	4-0	3-0	0-0	1-0	61-3
80-89 points	8-2	7-0	1-0	0-2	102-18
70-79 points	4-3	3-1	0-1	1-1	94-34
60-69 points	1-2	0-0	1-2	0-0	23-44
60 or less points	0-0	0-0	0-0	0-0	4-6
Opponent scores...	16-17	H	A	N	Under Rose
100-plus points	0-1	0-1	0-0	0-0	2-4
90-99 points	0-2	0-0	0-0	0-2	4-13
80-89 points	0-3	0-1	0-2	0-0	21-40
70-79 points	7-2	6-0	1-1	0-1	71-41
60-69 points	6-0	4-0	0-0	2-0	122-9
50-59 points	3-0	3-0	0-0	0-0	58-0
50 or less points	1-0	0-0	1-0	0-0	22-0
BYU double figure scorers	16-17	H	A	N	Under Rose
One player in double figures	0-0	0-0	0-0	0-0	1-4
Two players in double figures	2-2	1-0	1-2	0-0	34-23
Three players in double figures	5-3	4-1	0-1	1-1	100-50
Four players in double figures	9-3	7-1	1-0	1-2	108-25
Five players in double figures	1-0	1-0	0-0	0-0	44-5
Six players in double figures	0-0	0-0	0-0	0-0	12-0
Seven players in double figures	0-0	0-0	0-0	0-0	1-0
Shooting, rebounding and TOs	16-17	H	A	N	Under Rose
BYU shoots 50% or better	9-0	8-0	0-0	1-0	135-10
Opponent shoots 50% or better	0-2	0-1	0-1	0-0	16-35
BYU outshoots opponent	15-0	13-0	1-0	1-0	243-19
Opponent outshoots BYU	2-7	0-2	1-2	1-3	56-85
Teams shoot equal FG%	0-1	0-0	0-1	0-0	1-3
BYU outrebounds opponent	14-3	11-0	1-2	2-1	230-31
Opponent outrebounds BYU	1-5	0-2	1-1	0-2	55-69
BYU, opponent tie in rebounds	2-0	2-0	0-0	0-0	14-7
BYU has a positive TO margin	4-4	2-2	1-1	1-1	185-44
BYU has a negative TO margin	11-3	10-0	1-2	0-1	85-50
BYU, opponent tie in TOs	2-1	1-0	0-0	1-1	29-13
Wins, losses and rest	16-17	H	A	N	Under Rose
Coming off a win	9-7	6-1	2-3	1-3	212-87
Coming off a loss	8-1	7-1	0-0	1-0	88-20
Two-plus days between games	9-5	8-1	0-2	1-2	235-78
One day between games	8-2	5-0	2-1	1-1	52-14
Playing the next day	0-0	0-0	0-0	0-0	13-14
Days	16-17	H	A	N	Under Rose
Monday	2-0	1-0	0-0	1-0	9-4
Tuesday	1-0	1-0	0-0	0-0	39-10
Wednesday	1-1	0-0	0-0	1-1	55-16
Thursday	6-3	6-1	0-2	0-0	46-24
Friday	0-0	0-0	0-0	0-0	29-7
Saturday	7-4	5-1	2-1	0-2	122-46

BYU'S RECORD WHEN ...					
On television	16-17	H	A	N	Under Rose
All games on TV	16-7	13-1	2-3	1-3	262-100
On BYUtv	12-0	10-0	0-0	1-0	100-8
On ESPN	0-0	0-0	0-0	0-0	2-4
On ESPN2	2-2	2-1	0-0	0-1	16-22
On ESPN3	0-3	0-0	0-2	0-1	24-11
On ESPNEWS	0-0	0-0	0-0	0-0	1-0
On SSN/ROOT Sports	2-1	0-0	2-1	0-0	10-8
On truTV	0-0	0-0	0-0	0-0	1-4
On CBS	0-0	0-0	0-0	0-0	4-5
On Pac-12 Network	0-0	0-0	0-0	0-0	0-4
On Big Ten Network	0-1	0-0	0-0	0-1	0-2
Top 25	16-17	H	A	N	Under Rose
vs. a top 25 opponent	0-1	0-0	0-1	0-0	12-28
as a top 25 team	0-0	0-0	0-0	0-0	57-16
Months	16-17	H	A	N	Under Rose
November	5-2	3-1	0-0	2-1	58-16
December	6-2	5-0	1-0	0-2	68-25
January	5-3	4-0	1-3	0-0	73-27
February	1-1	1-1	0-0	0-0	64-16
March	0-0	0-0	0-0	0-0	37-22
April	0-0	0-0	0-0	0-0	0-1
Margin of victory/defeat	16-17	H	A	N	Under Rose
1-4 points	0-2	0-0	0-0	0-2	31-29
5-9 points	4-2	3-0	1-1	0-1	52-31
10-15 points	6-4	4-2	1-2	1-0	80-29
16-19 points	1-0	1-0	0-0	0-0	33-13
20-29 points	2-0	2-0	0-0	0-0	57-5
30-39 points	3-0	2-0	0-0	1-0	30-0
40-49 points	0-0	0-0	0-0	0-0	9-0
50+ points	0-0	0-0	0-0	0-0	6-0
BYU points per possession	16-17	H	A	N	Under Rose
> 1.4	0-0	0-0	0-0	0-0	6-0
1.3-1.399	0-0	0-0	0-0	0-0	23-0
1.2-1.299	3-0	3-0	0-0	0-0	75-0
1.1-1.199	4-1	2-0	1-1	1-0	80-12
1.0-1.099	8-5	7-1	0-1	1-3	87-43
0.9-0.999	2-2	1-1	1-1	0-0	26-35
0.8-0.899	0-0	0-0	0-0	0-0	3-16
< 0.8	0-0	0-0	0-0	0-0	0-1
Opp points per possession	16-17	H	A	N	Under Rose
> 1.4	0-0	0-0	0-0	0-0	0-0
1.3-1.399	0-1	0-0	0-1	0-0	0-3
1.2-1.299	0-0	0-0	0-0	0-0	3-18
1.1-1.199	0-4	0-1	0-1	0-2	13-44
1.0-1.099	2-3	1-1	1-1	0-1	65-35
0.9-0.999	4-0	4-0	0-0	0-0	94-6
0.8-0.899	7-0	6-0	0-0	1-0	68-1
< 0.8	4-0	2-0	1-0	1-0	57-0

DUNKS		
	2016-17	Career
Corbin Kaufusi	0	34
Eric Mika	29	52
Kyle Davis	3	16
Nick Emery	1	2
Yoeli Childs	27	27
Braiden Shaw	4	4
BYU	64	
Opponents	40	

LATE GAME FREE THROWS, 5:00-2:00		
Player	Season	Career
Eric Mika	29-38 (.763)	38-54 (.704)
Corbin Kaufusi	0-0 (.000)	7-16 (.438)
Braiden Shaw	0-2 (.000)	2-6 (.333)
Kyle Davis	2-2 (1.000)	9-14 (.643)
Nick Emery	6-6 (1.000)	17-19 (.895)
Davin Guinn	2-2 (1.000)	5-8 (.625)
TJ Haws	12-16 (.750)	12-16 (.750)
Yoeli Childs	3-5 (.600)	3-5 (.600)
Steven Beo	0-1 (.000)	0-1 (.000)
Elijah Bryant	3-6 (.500)	3-6 (.500)
Totals	57-78 (.731)	
Under Rose	759-1043 (.728)	

LATE GAME FREE THROWS, 2:00-0:00		
Player	Season	Career
Eric Mika	9-12 (.750)	11-15 (.733)
Corbin Kaufusi	0-1 (.000)	3-6 (.500)
Braiden Shaw	0-2 (.000)	1-5 (.200)
Nick Emery	8-9 (.889)	29-33 (.879)
Kyle Davis	2-4 (.500)	7-11 (.636)
Jamal Aytes	0-0 (.000)	3-4 (.750)
Davin Guinn	1-2 (.500)	3-4 (.750)
L.J. Rose	13-16 (.813)	13-16 (.813)
Elijah Bryant	6-9 (.667)	6-9 (.667)
TJ Haws	10-13 (.769)	10-13 (.769)
Yoeli Childs	3-6 (.500)	3-6 (.500)
Steven Beo	1-4 (.250)	1-4 (.250)
Totals	53-78 (.679)	
Under Rose	987-1322 (.747)	

2016-17 SCORING BY HALF (BYU-OPPONENT)

Opponent	1st half	Margin	FG %	2nd half	Margin	FG %	OT	Margin	FG %	Final	Margin	FG %
Princeton	44-35	+9	46.4-36.1	38-38	0	34.4-38.9	--	--	--	82-73	+9	40.0-37.5
Coppin State	48-32	+16	48.5-30.2	48-27	+21	56.3-21.1	--	--	--	96-59	+37	52.3-25.9
Coastal Carolina	40-25	+15	45.7-26.3	41-40	+1	50.0-42.1	--	--	--	81-65	+16	47.8-34.2
vs. Saint Louis	40-33	+7	46.4-33.3	52-29	+23	54.1-36.7	--	--	--	92-62	+30	50.8-34.8
vs. Valparaiso	46-44	+2	42.9-45.5	43-48	-5	44.0-41.9	--	--	--	89-92	-3	43.3-43.8
Utah Valley	52-54	-2	52.8-52.9	49-60	-11	42.9-52.9	--	--	--	101-114	-13	47.4-52.9
vs. Utah State	37-31	+6	38.6-43.8	40-32	+8	29.6-38.7	--	--	--	77-63	+14	35.2-41.3
vs. USC	32-39	-7	36.1-38.5	52-52	0	51.5-55.6	--	--	--	84-91	-7	43.5-45.5
Weber State	37-28	+9	48.4-39.3	40-38	+2	46.4-46.4	--	--	--	77-66	+11	47.5-42.9
Colorado	40-38	+2	48.5-45.5	39-33	+6	40.0-31.0	--	--	--	79-71	+8	44.8-38.7
vs. Illinois	37-43	-6	43.3-52.9	36-32	+4	41.9-40.0	--	--	--	73-75	-2	42.6-46.9
Idaho State	39-31	+8	40.6-35.7	45-27	+18	65.4-32.4	--	--	--	84-58	+26	51.7-33.9
CSU Bakersfield	47-27	+20	58.6-27.0	34-44	+10	45.0-47.6	--	--	--	81-71	+10	53.1-38.0
Santa Clara	44-26	+18	53.3-28.1	45-33	+12	53.3-32.4	--	--	--	89-59	+30	53.3-30.4
at Loyola Marymount	34-47	-13	35.5-54.8	47-29	+18	50.0-41.9	--	--	--	81-76	+5	42.6-48.4
at Saint Mary's	36-44	-8	48.3-64.3	32-37	-5	40.6-46.4	--	--	--	68-81	-13	44.3-55.4
Pacific	47-29	+18	43.3-32.4	44-33	+11	58.1-36.1	--	--	--	91-62	+29	50.8-34.3
San Francisco	38-32	+6	48.3-40.6	47-43	+4	65.2-44.4	--	--	--	85-75	+10	55.8-42.6
at San Diego	32-34	-2	45.8-39.3	43-54	-11	38.9-57.1	--	--	--	75-88	-13	41.7-48.2
Pepperdine	51-35	+16	45.9-42.9	48-35	+13	58.3-38.2	--	--	--	99-70	+29	52.1-40.6
at Pacific	29-22	+7	37.9-24.1	33-25	+8	48.1-37.5	--	--	--	62-47	+15	42.9-31.1
at Santa Clara	28-34	-6	43.5-40.0	40-42	-2	44.8-50.0	--	--	--	76-68	+8	44.2-44.2
Loyola Marymount	43-40	+3	51.9-45.7	42-37	+5	54.5-36.4	--	--	--	85-77	+8	53.1-41.2
Gonzaga	26-42	-16	32.3-51.9	49-43	+6	38.9-40.6	--	--	--	75-85	-10	35.8-45.8
Portland	28-34	-6	40.7-35.5	45-28	+17	37.0-29.6	--	--	--	73-62	+11	38.9-32.8
at Pepperdine												
at San Francisco												
San Diego												
Saint Mary's												
at Portland												
at Gonzaga												
Totals	39.0-35.2	+3.8	45.4-39.8	42.9-37.6	+5.3	46.8-40.3	--	--	--	81.9-72.7	+9.2	46.1-40.1

* Superlatives in bold

2016-17 Offensive Trends (BYU-Opponent)

Opponent	Points/Point	Points Off To	2nd Chance Points	Fastbreak Points	Bench Points	Big Run	Big Lead					
Princeton	32	30	13	8	22	12	4	0	10	30	10-0/5-0	11/5
Coppin State	46	24	16	15	15	7	17	4	45	29	12-0/5-0	42/-
Coastal Carolina	40	32	8	13	5	13	6	2	23	27	6-0/8-0	24/-
vs. Saint Louis	58	32	18	17	15	15	4	2	27	15	16-0/10-0	30/-
vs. Valparaiso	26	34	11	22	12	13	4	6	32	6	8-0/7-0	12/8
Utah Valley	58	36	22	19	16	10	11	12	18	35	9-0/15-0	5/16
vs. Utah State	36	32	15	14	20	10	7	3	14	15	8-0/9-0	14/5
vs. USC	48	42	12	19	15	12	6	12	14	20	12-0/10-0	10/16
Weber State	44	28	20	15	17	10	4	8	15	11	7-0/10-0	13/1
Colorado	28	24	10	19	14	9	0	4	8	16	8-0/10-0	10/3
vs. Illinois	42	36	14	21	7	16	14	4	7	28	11-0/8-0	1/16
Idaho State	34	14	16	9	11	5	6	4	17	14	11-0/6-0	28/-
CSU Bakersfield	28	34	9	17	8	10	13	12	9	32	10-0/7-0	23/-
Santa Clara	34	20	11	7	11	9	2	3	30	21	10-0/4-0	35/-
at Loyola Marymount	26	40	15	11	14	12	0	3	5	33	11-0/10-0	5/18
at Saint Mary's	38	42	7	4	11	10	2	4	16	7	5-0/13-0	3/15
Pacific	34	34	7	7	12	12	4	4	30	25	8-0/5-0	34/-
San Francisco	46	38	11	14	12	12	5	4	15	38	11-0/7-0	14/-
at San Diego	12	14	8	21	9	13	0	0	17	5	9-0/13-0	5/15
Pepperdine	57	38	13	19	16	5	17	8	41	16	12-0/4-0	32/3
at Pacific	22	26	8	18	6	8	13	7	14	11	11-0/9-0	19/1
at Santa Clara	34	16	15	20	9	6	2	2	15	6	6-0/13-0	5/14
Loyola Marymount	30	30	12	19	8	5	4	4	15	16	6-0/8-0	16/2
Gonzaga	26	36	23	14	4	11	10	8	8	14	9-0/9-0	-/19
Portland	34	18	13	11	5	11	7	0	8	9	13-0/9-0	11/10
at Pepperdine												
at San Francisco												
San Diego												
Saint Mary's												
at Portland												
at Gonzaga												
Totals	913	750	327	373	294	256	162	120	453	479		
Times Led, Record (W/L/T)	12-4/3-4/2-0		9-3/7-5/1-0		10-4/4-4/3-0		11-2/4-4/2-2		8-4/9-4/0-0			
Under Rose (W/L/T)	197-40/84-65/19-2		233-42/58-59/9-6		186-50/92-52/22-5		216-55/51-35/33-17		171-40/122-63/7-3			

* Superlatives in bold



2016-17 WCC Standings (as of 2/5/17)

	Overall	Pct	WCC	Pct
Gonzaga	24-0	1.000	12-0	1.000
Saint Mary's	21-2	.913	11-1	.917
BYU	17-8	.680	8-4	.667
San Francisco	17-8	.680	7-5	.583
Santa Clara	13-12	.520	7-5	.583
Loyola Marymount	11-12	.478	4-8	.333
San Diego	11-13	.458	4-8	.333
Pepperdine	7-17	.292	3-9	.250
Portland	9-15	.375	2-10	.167
Pacific	8-17	.320	2-10	.167

2016-17 WCC Players of the Week

Nov. 14	Jock Landale, Saint Mary's
Nov. 21	Eric Mika, BYU
Nov. 28	Nigel Williams-Goss, Gonzaga
Dec. 5	Brett Bailey, San Diego
Dec. 12	Eric Mika, BYU
Dec. 19	Gabe Taylor, Portland
Dec. 26	Jared Brownridge, Santa Clara
Jan. 2	Alec Wintering, Portland
Jan. 9	Nigel Williams-Goss, Gonzaga
Jan. 16	Jared Brownridge, Santa Clara
Jan. 23	Eric Mika, BYU
Jan. 30	Nigel Williams-Goss, Gonzaga
Feb. 6	Lamond Murray Jr., Pepperdine

2016-17 Preseason All-WCC Team

Player	School	Yr.	Pos.
Jared Brownridge	Santa Clara	Sr.	G
Nick Emery	BYU	So.	G
Przemek Karnowski	Gonzaga	Sr.	C
Eric Mika	BYU	So.	C
Lamond Murray Jr.	Pepperdine	Sr.	G/F
Emmett Naar	Saint Mary's	Jr.	G
Josh Perkins	Gonzaga	So.	G
Dane Pineau	Saint Mary's	Sr.	F
Joe Rahon	Saint Mary's	Sr.	G
Alec Wintering	Portland	Sr.	G

2016-17 WCC Preseason Poll

Team (First Place Votes)	Points
1. Gonzaga (7)	79
2. Saint Mary's (3)	75
3. BYU	65
4. Pepperdine	53
5. Santa Clara	49
6. Loyola Marymount	34
7. Pacific	29
8. Portland	28
9. San Francisco	27
10. San Diego	11

TEAM	All	Conf
WCC Stats (as of 2/5/17)		
Scoring Offense	2	2
Scoring Defense	8	6
Scoring Margin	3	3
FT Percentage	4	5
FG Percentage	4	4
FG Percentage Defense	2	3
3FG Percentage	9	5
3FG Percentage Defense	3	2
3-Point FG Made/Game	8	7
Rebounding Offense	1	1
Rebounding Defense	9	8
Rebounding Margin	3	3
Blocked Shots	1	1
Assists	3	3
Steals	3	4
Turnover Margin	7	6
Assist/Turnover Ratio	5	4
Offensive Rebounds	4	5
Defensive Rebounds	1	1
Defensive Reb Pct	3	5
Offensive Reb Pct	5	5
NCAA Stats (as of 2/6/17)	Rank	Actual
Won-Lost Percentage	69	68.0
Scoring Offense	25	81.9
Scoring Defense	194	72.6
Scoring Margin	46	9.2
Field-Goal Percentage	98	46.1
Field-Goal Pct Defense	31	40.1
3-Point Field Goals/Game	261	6.5
3-Point Field-Goal Pct	211	34.2
3-Point FG Defense	30	31.0
Free-Throw Percentage	80	73.0
Rebound Margin	36	5.8
Assists Per Game	42	16.4
Assist Turnover Ratio	78	1.21
Blocked Shots Per Game	42	4.9
Steals Per Game	122	6.7
Turnovers Per Game	212	13.6
Turnover Margin	266	-1.4
Personal Fouls Per Game	203	19.4
Offensive Rebounds Per Game	212	10.16
Defensive Rebounds Per Game	1	32.64
Total Rebounds Per Game	3	42.8

INDIVIDUAL	Top BYU player - All	Rank	Top BYU player - Conf	Rank
WCC (as of 2/5/17)				
Scoring	Eric Mika	2	Eric Mika	2
Rebounding	Eric Mika	1	Eric Mika	1
FG Percentage	Yoeli Childs	T5	Yoeli Childs	12
Assists	L.J. Rose	6	L.J. Rose	T7
FT Percentage	TJ Haws	5	Eric Mika	6
Steals	Nick Emery	2	Nick Emery	2
3FG Percentage	TJ Haws	14	TJ Haws	9
3FG Made/Game	TJ Haws	5	TJ Haws	4
Blocked Shots	Eric Mika	1	Eric Mika	1
Assist/TO Ratio	L.J. Rose	3	L.J. Rose	4
Offensive Rebounds	Eric Mika	2	Eric Mika	T1
Defensive Rebounds	Eric Mika	1	Eric Mika	1
Minutes Played	--	--	--	--
NCAA Stats (as of 2/6/17)	BYU Player	Rank	Actual	
Points Per Game	Eric Mika	25	20.6	
Field-Goal Percentage	Eric Mika	72	52.9	
Rebounds Per Game	Eric Mika Yoeli Childs	26 82	9.7 8.3	
Assists Per Game	L.J. Rose	85	4.7	
Blocked Shots Per Game	Eric Mika Yoeli Childs	45 77	1.96 1.6	
Steals Per Game	Nick Emery	74	1.8	
Assist Turnover Ratio	L.J. Rose	34	2.79	
Double-Doubles	Eric Mika Yoeli Childs	6 163	15 4	
Free Throws Made	Eric Mika	2	168	
Free Throw Attempts	Eric Mika	1	217	
Offensive Rebounds Per Game	Eric Mika	41	3.12	
Defensive Rebounds Per Game	Eric Mika Yoeli Childs	44 48	6.6 6.52	

No.	Name	Pos.	Ht.	Wt.	Yr.	Hometown (Previous School)	Pronunciations
2	Zach Frampton	G	6-3	185	Fr.	Highland, Utah (Lone Peak HS)	JAMAL AYTES ATE-s or 8's
3	Elijah Bryant	G	6-5	210	So.	Gwinnett, Georgia (Elon)	Erick Schork SH-ork
4	Nick Emery	G	6-2	185	So.	Alpine, Utah (Lone Peak HS)	YOELI CHILDS YO-lee
5	L.J. Rose	G	6-3	200	Sr.	Houston, Texas (Houston)	TERRY NASHIF NASH-if
10	Steven Beo	G	6-3	180	Fr.	Richland, Washington (Richland HS)	CORBIN KAUFUSI KAW-foo-see
12	Eric Mika	F	6-10	230	So.	Alpine, Utah (Lone Peak HS)	ROBERT RAMOS RAY-mus
13	Colby Leifson	G	6-4	190	Fr.	Suwanee, Georgia (North Gwinnett HS)	COLBY LEIFSON LAFE-son
15	Payton Dastrup	F	6-10	250	Fr.	Mesa, Arizona (Mountain View HS)	BRAIDEN SHAW BRAY-den
21	Kyle Davis	F	6-8	225	Sr.	Draper, Utah (Utah State)	
23	Yoeli Childs	F	6-8	225	Fr.	South Jordan, Utah (Bingham HS)	
24	Davin Guinn	G	6-5	190	Jr.	Murrieta, California (UC Riverside)	
30	TJ Haws	G	6-4	170	Fr.	Alpine, Utah (Lone Peak HS)	
31	Braiden Shaw	F	6-9	210	So.	Eagle, Idaho (Eagle HS)	
40	Jamal Aytes	F	6-6	235	Jr.	San Diego, California (UNLV)	
44	Corbin Kaufusi	C	6-10	260	Jr.	Provo, Utah (Timpview HS)	

Head Coach: Dave Rose, 12th year (Houston, 1983)
 Associate Head Coach: Tim LaComb (Utah, 2006)
 Assistant Head Coach: Terry Nashif (BYU, 2005)
 Assistant Coach: Quincy Lewis (Wagner, 1993)
 Director of Basketball Operations: Andrew May (BYU, 2010)
 Coordinator of Player Development: Garrett Faucette (BYU, 2008)
 Graduate Assistant: Lee Cummard (BYU, 2009)
 Team Trainer: Robert Ramos (BYU, 1995)
 Strength and Conditioning Coach: Erick Schork (Springfield, 1995)

2016-17 SEASON AND CAREER HIGHS					
#	Player		Points	Rebounds	Assists
2	Zach Frampton	Season	—	4 vs. Coppin State	1 vs. Saint Louis
		Career	Same	Same	Same
3	Elijah Bryant	Season	17 vs. Pacific	8 vs. LMU	5 vs. Gonzaga
		Career	Same	Same	Same
4	Nick Emery	Season	37 vs. Utah Valley	8 vs. Princeton	6 vs. Weber State
		Career	37 (2x) last vs. Utah Valley (2016-17)	9 vs. San Diego (2015-16)	7 vs. MVSU (2015-16)
5	L.J. Rose	Season	18 vs. Utah State	12 vs. Saint Louis	9 (2x) last vs. Illinois
		Career	Same	Same	Same
10	Steven Beo	Season	12 vs. Santa Clara	4 vs. Colorado	3 (2x) last vs. Pepperdine
		Career	Same	Same	Same
12	Eric Mika	Season	31 vs. San Francisco	18 vs. Princeton	6 vs. Colorado
		Career	Same	Same	Same
13	Colby Leifson	Season	6 (2x) last vs. Pacific	3 vs. Coppin State	1 (5x) last vs. Gonzaga
		Career	Same	Same	Same
15	Payton Dastrup	Season	9 vs. Coppin State	5 vs. Pepperdine	1 (5x) last vs. Pacific
		Career	Same	Same	Same
21	Kyle Davis	Season	22 vs. Saint Louis	6 (3x) last vs. Utah Valley	2 (3x) last vs. Valparaiso
		Career	23 vs. Harvard (2015-16)	20 vs. Utah Valley (2015-16)	4 (2x) last vs. Central Michigan (2015-16)
23	Yoeli Childs	Season	19 vs. CSU Bakersfield	15 vs. Coppin State	3 (3x) at LMU
		Career	Same	Same	Same
24	Davin Guinn	Season	11 vs. Valparaiso	6 vs. Utah State	1 (7x) last vs. Gonzaga
		Career	Same	Same	1 (8x) last vs. Gonzaga (2016-17)
30	TJ Haws	Season	29 vs. Gonzaga	7 vs. Pacific	7 vs. Utah Valley
		Career	Same	Same	Same
31	Braiden Shaw	Season	10 vs. Utah State	6 vs. Santa Clara	1 (3x) last at LMU
		Career	Same	3 (2x) last vs. Portland (2015-16)	1 (6x) last at LMU (2016-17)
40	Jamal Aytes	Season	12 vs. Saint Louis	5 vs. Saint Louis	2 vs. Weber State
		Career	Same	6 vs. New Mexico (2015-16)	Same
44	Corbin Kaufusi	Season	5 vs. Pepperdine	2 (2x) last vs. Pepperdine	—
		Career	17 at Long Beach State (2015-16)	10 (2x) last at San Francisco (2015-16)	2 vs. San Diego (2015-16)

GEOGRAPHIC BREAKDOWN	
Arizona	Payton Dastrup
California	Jamal Aytes Davin Guinn
Georgia	Elijah Bryant Colby Leifson
Idaho	Braiden Shaw
Texas	L.J. Rose
Utah	Yoeli Childs, Kyle Davis, Nick Emery, Zach Frampton, TJ Haws, Corbin Kaufusi, Eric Mika
Washington	Steven Beo

CLASS BREAKDOWN			
Seniors	Juniors	Sophomores	Freshmen
Kyle Davis L.J. Rose	Jamal Aytes Davin Guinn Corbin Kaufusi	Elijah Bryant Nick Emery Eric Mika Braiden Shaw	Colby Leifson Steven Beo Payton Dastrup Yoeli Childs Zach Frampton TJ Haws

#2 • ZACH FRAMPTON
6-3 • 185 • FR • GUARD



HIGHLAND, UTAH
LONE PEAK HS

2016-17 SEASON — PPG: 0.0 RPG: 1.0 APG: 0.1 BPG: 0.0 SPG: 0.0 FG%: .000 3FG%: .000 FT%: .000

In 2016-17 • Sophomore

- Had 1 rebound vs. Pepperdine, his first game since 12/10/16 following a thumb injury
- Grabbed 4 rebounds in his BYU debut against Coppin State
- Had 1 rebound and 1 assist vs. Saint Louis

Before BYU

- Played for Quincy Lewis at Lone Peak High School
- As a senior in 2013-14 averaged 11.3 points, 6.8 rebounds, 3.3 assists and 2.5 steals per game while helping Lone Peak to a record of 23-3 overall and 11-1 in region play
- Scored a career-best 24 against Pleasant Grove in the 5A state title game to help Lone Peak capture its fourth-straight state title

Personal

- Parents are Alan and Debbie Frampton
- Has three brothers and one sister
- His father Alan played one season at BYU in 1989-90
- Served a mission for The Church of Jesus Christ of Latter-day Saints in Chile

2016-17 SEASON HIGHS

PTS	—
1st H	—
2nd H	—
REB	4 vs. Coppin State – 11/17/16
AST	1 vs. Saint Louis – 11/19/16
STL	—
BLK	—
FGM	—
FGA	1 (2x) last vs. Saint Louis – 11/19/16
3PM	—
3PA	—
FTM	—
FTA	—

MISCELLANEOUS

	16-17	Career
Double-Figure Points	—	—
20-plus Points	—	—
Double-Figure Reb	—	—
Double-Doubles	—	—
3-plus Steals	—	—
3-plus Blocks	—	—
3-plus 3-point FG	—	—
Scoring Leader	—	—
Rebound Leader	—	—
Assist Leader	—	—

2016-17 GAME-BY-GAME

Opponent	Date	GS	Min	FG	FGA	Pct	3FG	FGA	Pct	FT	FTA	Pct	Off	Def	TR	Avg	PF	FO	A	TO	Blk	Stl	Pts	Avg
Princeton	11/14/16																							
DNP																								
Coppin State	11/17/16		8	0	1	.000	0	0	.000	0	0	.000	0	4	4	4.0	2	0	0	0	0	0	0	0.0
Coastal Carolina	11/19/16		3	0	0	.000	0	0	.000	0	0	.000	0	1	1	2.5	0	0	0	0	0	0	0	0.0
vs. Saint Louis	11/21/16		3	0	1	.000	0	0	.000	0	0	.000	0	1	1	2.0	0	0	1	0	0	0	0	0.0
vs. Valparaiso	11/23/16																							
DNP																								
Utah Valley	11/26/16																							
DNP																								
vs. Utah State	11/30/16		0	0	0	.000	0	0	.000	0	0	.000	0	0	0	1.5	0	0	0	0	0	0	0	0.0
vs. USC	12/03/16		6	0	0	.000	0	0	.000	0	0	.000	0	1	1	1.4	1	0	0	0	0	0	0	0.0
Weber State	12/07/16		4	0	0	.000	0	0	.000	0	0	.000	0	0	0	1.2	2	0	0	0	0	0	0	0.0
Colorado	12/10/16		0	0	0	.000	0	0	.000	0	0	.000	0	0	0	1.0	0	0	0	0	0	0	0	0.0
vs. Illinois	12/17/16																							
DNP																								
Idaho State	12/20/16																							
DNP																								
CSU Bakersfield	12/22/16																							
DNP																								
Santa Clara	12/29/16																							
DNP																								
at Loyola Marymount	12/31/16																							
DNP																								
at Saint Mary's	01/05/17																							
DNP																								
Pacific	01/07/17																							
DNP																								
San Francisco	01/12/17																							
DNP																								
at San Diego	01/14/17																							
DNP																								
Pepperdine	01/19/17		4	0	0	.000	0	0	.000	0	0	.000	0	1	1	1.0	0	0	0	0	0	0	0	0.0
at Pacific	01/21/17																							
DNP																								
at Santa Clara	01/26/17																							
DNP																								
Loyola Marymount	01/28/17																							
DNP																								
Gonzaga	02/02/17																							
DNP																								
Portland	02/04/17																							
DNP																								
at Pepperdine	02/09/17																							
DNP																								
at San Francisco	02/11/17																							
DNP																								
San Diego	02/16/17																							
DNP																								
Saint Mary's	02/18/17																							
DNP																								
at Portland	02/23/17																							
DNP																								
at Gonzaga	02/25/17																							
DNP																								
Totals			0	28	0	2	.000	0	0	.000	0	0	.000	0	8	8	1.0	5	0	1	0	0	0	0.0

CAREER STATISTICS (ALL GAMES)

Year	GP	GS	Min	Avg	FG	FGA	Pct	3FG	FGA	Pct	FT	FTA	Pct	Off	Def	TR	Avg	PF	FO	A	TO	Blk	Stl	Pts	Avg
2016-17	8	0	28	3.5	0	2	.000	0	0	.000	0	0	.000	0	8	8	1.0	5	0	1	0	0	0	0	0.0
TOTAL	8	0	28	3.5	0	2	.000	0	0	.000	0	0	.000	0	8	8	1.0	5	0	1	0	0	0	0	0.0

CAREER STATISTICS (CONFERENCE GAMES)

Year	GP	GS	Min	Avg	FG	FGA	Pct	3FG	FGA	Pct	FT	FTA	Pct	Off	Def	TR	Avg	PF	FO	A	TO	Blk	Stl	Pts	Avg
2016-17	1	0	4	4.0	0	0	.000	0	0	.000	0	0	.000	0	1	1	1.0	0	0	0	0	0	0	0	0.0
TOTAL	1	0	4	4.0	0	0	.000	0	0	.000	0	0	.000	0	1	1	1.0	0	0	0	0	0	0	0	0.0

#3 • ELIJAH BRYANT
6-5 • 210 • SO • GUARD



GWINNETT, GEORGIA
ELON

2016-17 SEASON HIGHS

Table with 2 columns: Stat, Value. Rows include PTS (17 vs. Pacific), 1st H (13 vs. Pacific), 2nd H (13 at Santa Clara), REB (8 vs. LMU), AST (5 vs. Gonzaga), STL (2 (2x) last vs. LMU), BLK (1 (3x) last vs. Pepperdine), FGM (5 (3x) last at Santa Clara), FGA (13 vs. Gonzaga), 3PM (2 (3x) last vs. Pepperdine), 3PA (6 (2x) last vs. Gonzaga), FTM (5 (4x) last vs. USF), FTA (7 vs. USF).

MISCELLANEOUS

Table with 3 columns: Stat, 16-17, Career. Rows include Double-Figure Points, 20-plus Points, Double-Figure Reb, Double-Doubles, 3-plus Steals, 3-plus Blocks, 3-plus 3-point FG, Scoring Leader, Rebound Leader, Assist Leader.

2016-17 SEASON — PPG: 9.4 RPG: 3.5 APG: 2.2 BPG: 0.2 SPG: 0.7 FG%: .409 3FG%: .213 FT%: .759

In 2016-17 • Sophomore

- Hit 5 of 8 from the field for 15 points, 3 boards, 1 block, 1 steal vs. Pepperdine
• Totaled 14 points, 5 boards, 3 assists and 1 block vs. San Francisco
• Shot 5 of 7 from the field, 2 of 3 from 3 and 5 of 6 from the free-throw line for 17 points vs. Pacific, a personal best at BYU
• Had 11 points and 2 rebounds at Saint Mary's, his first game since Nov. 23 vs. Valparaiso
• Totaled 9 points, 5 boards and 3 assists vs. Coastal Carolina
• Had 11 points, 7 rebounds, 3 assists and 2 steals vs. Coppin State
• Totaled 5 points, 6 rebounds, 1 assist and 1 steal vs. Princeton, his BYU debut

- Averaged 13 points, 4 boards and 4 assists in 2013-14
• Led the Huskies to the NEPSAC AAA final

Personal

- Parents are Tyree and Israel Bryant

In 2015-16 • Redshirt

- Sat out due to NCAA transfer rules

Before BYU

- Averaged 14.2 points, 4.2 rebounds, 2.7 assists and 1.3 steals as a freshman at Elon
• Named the Colonial Athletic Conference Rookie of the Year and earned third-team All-CAA and CAA All-Rookie Team honors
• Named the CAA Rookie of the Week six times
• Registered a double-double with 15 points and 10 boards at William & Mary
• Scored a career-best 32 points at Drexel
• Totaled 25 points while hitting 6 3s and added 6 boards and 6 assists at home vs. William & Mary
• Prepped at New Hampton School in New Hampshire

2016-17 GAME-BY-GAME

Large table with columns for Opponent, Date, GS, Min, FG, FGA, Pct, 3FG, FGA, Pct, FT, FTA, Pct, Off, Def, TR, Avg, PF, FO, A, TO, Blk, Stl, Pts, Avg. Lists game-by-game statistics for various opponents.

CAREER STATISTICS (ALL GAMES)

Table with 28 columns: Year, GP, GS, Min, Avg, FG, FGA, Pct, 3FG, FGA, Pct, FT, FTA, Pct, Off, Def, TR, Avg, PF, FO, A, TO, Blk, Stl, Pts, Avg. Shows overall career totals.

CAREER STATISTICS (CONFERENCE GAMES)

Table with 28 columns: Year, GP, GS, Min, Avg, FG, FGA, Pct, 3FG, FGA, Pct, FT, FTA, Pct, Off, Def, TR, Avg, PF, FO, A, TO, Blk, Stl, Pts, Avg. Shows career totals for conference games.

#5 • L.J. ROSE
6-3 • 200 • SR • GUARD



HOUSTON, TEXAS
HOUSTON

2016-17 SEASON HIGHS

PTS	18 vs. Utah State – 11/30/16
1st H	9 vs. Idaho State – 12/20/16
2nd H	16 vs. Utah State – 11/30/16
REB	12 vs. Saint Louis – 11/19/16
AST	9 (2x) last vs. Illinois – 12/17/16
STL	2 (3x) last vs. Portland – 02/04/17
BLK	1 (2x) last vs. Gonzaga – 02/02/17
FGM	3 (6x) last vs. Pepperdine – 01/19/17
FGA	8 vs. Colorado – 12/10/16
3PM	3 vs. Idaho State – 12/20/16
3PA	5 vs. Idaho State – 12/20/16
FTM	10 vs. Utah State – 11/30/16
FTA	11 vs. Utah State – 11/30/16

MISCELLANEOUS

	16-17	Career
Double-Figure Points	2 (2-0)	2 (2-0)
20-plus Points	–	–
Double-Figure Reb	–	–
Double-Doubles	–	–
3-plus Steals	–	–
3-plus Blocks	–	–
3-plus 3-point FG	1 (1-0)	1 (1-0)
Scoring Leader	–	–
Rebound Leader	4 (2-2)	4 (2-2)
Assist Leader	16 (11-5)	16 (11-5)

2016-17 SEASON — PPG: 5.5 RPG: 4.6 APG: 4.7 BPG: 0.1 SPG: 0.9 FG%: .353 3FG%: .286 FT%: .851

2016-17 • Senior

- A team captain
- Has posted 5-plus assists 13 times
- Had 10 points, 4 rebounds, 5 assists and 2 steals vs. Portland
- Totaled 10 points, 5 rebounds, 3 assists and 1 steal vs. Pepperdine
- Had 9 points, 9 boards and 4 assists against Santa Clara
- Hit a season-best 3 of 5 from 3 against Idaho State
- Totaled 7 points, 9 assists and 1 steal vs. Illinois
- Scored a season-high 18 points, added 9 rebounds and 6 assists vs. Utah State
- Totaled 7 points, 7 rebounds, 6 assists and 2 steals vs. Utah Valley
- Had 5 points, 12 rebounds and 8 assists vs. Saint Louis

Before BYU

- Played three seasons at Houston
- Played in two games in 2015-16 and averaged 3.5 points, 2.0 assists and 1.0 rebounds
- Played in two games in 2015-16 due to injury
- Played in and started 19 games as a junior in 2014-15 and averaged 9.8 points, 2.5 rebounds and 5.3 assists
- Scored a career-high 25 points at South Florida on Feb. 17, 2015
- Played in 28 games and started 25 as a sophomore in 2013-14 and averaged 8.9 points, 2.5 rebounds and 5.5 assists while shooting 40.0 percent from the field, 41.3 percent from 3 and 77.8 percent from the free-throw line
- Led the American Athletic Conference and was 29th in the nation in assists per game
- Posted a double-double with 16 points and 10 assists at Central Florida

- Played his freshman season at Baylor in 2012-13
- Dished out a career-best 12 assists vs. Hardin-Simmons on Jan. 19, 2013
- Played his senior year of high school for Russell Carr in 2011-12 at Westbury Christian High School
- Earned TABC All-State honors while leading the Wildcats to a 29-4 record
- Helped WCHS to the TAPPS-4A state championship game and earned All-Tournament honors
- Earned All-District 4 First Team and Class 4A All-State honors as a freshman and sophomore at Second Baptist School
- Named to ESPN RISE 2010 Underclass All-America team
- Following freshman season played on U16 National Team, traveling to 2009 FIBA Americas U16 Championship in Mendoza, Argentina
- Team won gold medal against tournament-host Argentina
- Ranked nation's No. 61 recruit by Scout.com, No. 63 by ESPN, No. 70 by MaxPreps.com and No. 74 by Rivals.com

Personal

- Full name is Lynden Bernard Rose, Jr.
- Parents are Lynden Sr. and Marilyn Rose
- Has one brother and one sister
- Brother Lynnard Rose plays football at Columbia
- Father played at Houston from 1980 to 1982 and was a member of Phi Slama Jama with BYU coach Dave Rose
- Served an internship during the summer of 2013 with U.S. Representative Al Green
- Majored in health at Houston

2016-17 GAME-BY-GAME

Opponent	Date	GS	Min	FG	FGA	Pct	3FG	FGA	Pct	FT	FTA	Pct	Off	Def	TR	Avg	PF	FO	A	TO	Blk	Stl	Pts	Avg	
Princeton	11/14/16	*	31	1	6	.167	0	1	.000	2	4	.500	0	3	3	3.0	2	0	3	2	0	0	4	4.0	
Coppin State	11/17/16	*	22	1	2	.500	1	2	.500	2	2	1.000	1	2	3	3.0	0	0	5	1	0	1	5	4.5	
Coastal Carolina	11/19/16	*	32	3	5	.600	1	3	.333	2	2	1.000	0	6	6	4.0	1	0	9	3	1	1	9	6.0	
vs. Saint Louis	11/21/16	*	33	1	5	.200	0	1	.000	3	4	.750	2	10	12	6.0	1	0	8	0	0	0	5	5.8	
vs. Valparaiso	11/23/16	*	33	0	6	.000	0	2	.000	2	2	1.000	0	7	7	6.2	3	0	6	1	0	0	2	5.0	
Utah Valley	11/26/16	*	31	1	6	.167	0	2	.000	5	6	.833	0	7	7	6.3	5	1	6	0	0	2	7	5.3	
vs. Utah State	11/30/16	*	27	3	6	.500	2	4	.500	10	11	.909	3	6	9	6.7	0	0	6	1	0	1	18	7.1	
vs. USC	12/03/16	*	26	2	5	.400	1	3	.333	0	0	.000	1	2	3	6.3	2	0	3	5	0	1	5	6.9	
Weber State	12/07/16	*	27	2	6	.333	0	2	.000	0	0	.000	2	6	8	6.4	2	0	2	1	0	1	4	6.6	
Colorado	12/10/16	*	24	2	8	.250	1	4	.250	0	0	.000	1	0	1	5.9	3	0	3	1	0	1	5	6.4	
vs. Illinois	12/17/16	*	27	3	7	.429	1	4	.250	0	0	.000	0	1	1	5.5	1	0	9	1	0	1	7	6.5	
Idaho State	12/20/16	*	29	3	5	.600	3	5	.600	0	0	.000	0	6	6	5.5	1	0	4	4	0	2	9	6.7	
CSU Bakersfield	12/22/16	*	25	1	3	.333	1	3	.333	0	0	.000	2	4	6	5.5	1	0	8	7	0	1	3	6.4	
Santa Clara	12/29/16	*	24	3	6	.500	0	1	.000	3	3	1.000	2	7	9	5.8	0	0	4	0	0	1	9	6.6	
at Loyola Marymount	12/31/16	*	29	1	4	.250	0	1	.000	2	2	1.000	0	3	3	5.6	1	0	5	1	0	0	4	6.4	
at Saint Mary's	01/05/17	*	25	2	4	.500	1	1	1.000	0	0	.000	0	1	1	5.3	4	0	5	0	0	1	5	6.3	
Pacific	01/07/17	*	17	1	2	.500	1	2	.500	0	0	.000	0	4	4	5.2	1	0	3	1	0	0	3	6.1	
San Francisco	01/12/17	*	24	1	5	.200	0	2	.000	0	0	.000	1	4	5	5.2	1	0	5	2	0	1	2	5.9	
at San Diego	01/14/17	*	32	2	6	.333	0	3	.000	2	2	1.000	0	4	4	5.2	0	0	6	3	0	1	6	5.9	
Pepperdine	01/19/17	*	20	3	4	.750	2	3	.667	2	2	1.000	0	5	5	5.2	0	0	3	3	0	1	10	6.1	
at Pacific	01/21/17	*	26	0	2	.000	0	1	.000	0	0	.000	0	3	3	5.0	1	0	0	1	0	1	0	5.8	
at Santa Clara	01/26/17	*	18	1	2	.500	1	1	1.000	0	0	.000	0	3	3	5.0	1	0	4	1	0	0	3	5.7	
Loyola Marymount	01/28/17	*	18	1	1	1.000	0	0	.000	1	2	.500	0	1	1	4.8	0	0	3	2	0	1	3	5.6	
Gonzaga	02/02/17	*	19	0	2	.000	0	1	.000	0	0	.000	0	2	2	4.7	1	0	2	1	1	1	0	5.3	
Portland	02/04/17	*	33	3	7	.429	0	4	.000	4	5	.800	0	4	4	4.6	3	0	5	0	0	2	10	5.5	
at Pepperdine	02/09/17																								
at San Francisco	02/11/17																								
San Diego	02/16/17																								
Saint Mary's	02/18/17																								
at Portland	02/23/17																								
at Gonzaga	02/25/17																								
Totals			25	652	41	116	.353	16	56	.286	40	47	.851	15	101	116	4.6	35	1	117	42	2	22	138	5.5

CAREER STATISTICS (ALL GAMES)

Year	GP	GS	Min	Avg	FG	FGA	Pct	3FG	FGA	Pct	FT	FTA	Pct	Off	Def	TR	Avg	PF	FO	A	TO	Blk	Stl	Pts	Avg
2016-17	25	25	652	26.1	41	116	.353	16	56	.286	40	47	.851	15	101	116	4.6	35	1	117	42	2	22	138	5.5
TOTAL	25	25	652	26.1	41	116	.353	16	56	.286	40	47	.851	15	101	116	4.6	35	1	117	42	2	22	138	5.5

CAREER STATISTICS (CONFERENCE GAMES)

Year	GP	GS	Min	Avg	FG	FGA	Pct	3FG	FGA	Pct	FT	FTA	Pct	Off	Def	TR	Avg	PF	FO	A	TO	Blk	Stl	Pts	Avg
2016-17	12	12	285	23.8	18	45	.400	5	20	.250	14	16	.875	3	41	44	3.7	13	0	45	15	1	10	55	4.6
TOTAL	12	12	285	23.8	18	45	.400	5	20	.250	14	16	.875	3	41	44	3.7	13	0	45	15	1	10	55	4.6

#10 • STEVEN BEO
6-3 • 180 • FR • GUARD



RICHLAND, WASHINGTON
RICHLAND HS

2016-17 SEASON — PPG: 2.2 RPG: 1.0 APG: 0.8 BPG: 0.0 SPG: 0.3 FG%: .395 3FG%: .318 FT%: .421

2016-17 • Freshman

- Set a new career high with 12 points on 4 of 4 shooting from the field and 3 of 3 shooting from 3 vs. Santa Clara; added a career-high 3 assists
- Scored 7 points and tied his career high with 2 steals vs. CSU Bakersfield
- Scored 6 points against Idaho State
- Played 21 minutes and had 3 points, 4 rebounds, 2 assists, 2 steals vs. Colorado – all career highs

Personal

- Parents are Jill and Anthony BEO
- Has two sisters

Before BYU

- A four-year letterwinner for Earl Streufert at Richland High School
- Averaged 26.7 points, 6.1 rebounds and 4.4 assists as a senior and led Richland to an 18-5 record, the Mid-Columbia Conference title and the district title
- As a junior led the state in scoring at 27.7 points per game and set a Richland High single-game record with 49 points against Wenatchee
- As a junior and senior was named first-team all-state, was the Tri-City Herald All-Area Player of the Year and the Mid-Columbia Conference Player of the Year
- Earned 4A All-Tournament First Team honors while leading the Bombers to the quarterfinals of the 4A state tournament
- Started during his freshman and sophomore seasons and helped lead Richland to the state tournament each year
- As a sophomore helped the Bombers to a 25-1 record and a trip to the state title game
- Named second-team all-conference and earned 4A All-Tournament First Team honors

2016-17 SEASON HIGHS

PTS	12 vs. Santa Clara – 12/29/16
1st H	7 vs. Santa Clara – 12/29/16
2nd H	5 vs. Santa Clara – 12/29/16
REB	4 vs. Colorado – 12/10/16
AST	3 (2x) last vs. Pepperdine – 01/19/17
STL	2 (2x) last vs. CSU Bakersfield – 12/22/16
BLK	–
FGM	4 vs. Santa Clara – 12/29/16
FGA	7 vs. Pacific – 01/07/17
3PM	3 vs. Santa Clara – 12/29/16
3PA	3 (2x) last vs. Pacific – 01/07/17
FTM	2 (2x) last vs. LMU – 01/28/17
FTA	4 vs. Pepperdine – 01/19/17

MISCELLANEOUS

	16-17	Career
Double-Figure Points	1 (1-0)	1 (1-0)
20-plus Points	–	–
Double-Figure Reb	–	–
Double-Doubles	–	–
3-plus Steals	–	–
3-plus Blocks	–	–
3-plus 3-point FG	1 (1-0)	1 (1-0)
Scoring Leader	–	–
Rebound Leader	–	–
Assist Leader	–	–

2016-17 GAME-BY-GAME

Opponent	Date	GS	Min	FG	FGA	Pct	3FG	FGA	Pct	FT	FTA	Pct	Off	Def	TR	Avg	PF	FO	A	TO	Blk	Stl	Pts	Avg
Princeton	11/14/16		2	0	0	.000	0	0	.000	0	0	.000	0	0	0	0.0	1	0	0	0	0	0	0	0.0
Coppin State	11/17/16		10	0	1	.000	0	1	.000	0	1	.000	0	1	1	0.5	1	0	1	0	0	0	0	0.0
Coastal Carolina	11/19/16																							
vs. Saint Louis	11/21/16																							
vs. Valparaiso	11/23/16																							
Utah Valley	11/26/16		1	0	0	.000	0	0	.000	0	0	.000	0	0	0	0.3	0	0	0	0	0	0	0	0.0
vs. Utah State	11/30/16		1	0	0	.000	0	0	.000	0	0	.000	0	0	0	0.3	1	0	0	1	0	0	0	0.0
vs. USC	12/03/16		5	0	1	.000	0	1	.000	0	0	.000	0	0	0	0.2	0	0	0	0	0	0	0	0.0
Weber State	12/07/16		1	0	0	.000	0	0	.000	0	0	.000	0	0	0	0.2	0	0	0	0	0	0	0	0.0
Colorado	12/10/16		21	1	3	.333	1	1	1.000	0	2	.000	1	3	4	0.7	2	0	2	0	0	2	3	0.4
vs. Illinois	12/17/16		8	0	3	.000	0	1	.000	0	0	.000	1	1	2	0.9	0	0	1	0	0	0	0	0.4
Idaho State	12/20/16		17	2	5	.400	1	2	.500	1	2	.500	0	1	1	0.9	1	0	1	0	0	1	6	1.0
CSU Bakersfield	12/22/16		17	3	4	.750	0	1	.000	1	2	.500	1	2	3	1.1	0	0	1	0	0	2	7	1.6
Santa Clara	12/29/16		24	4	4	1.000	3	3	1.000	1	2	.500	0	1	1	1.1	1	0	3	0	0	0	12	2.5
at Loyola Marymount	12/31/16		18	0	0	.000	0	0	.000	0	0	.000	0	1	1	1.1	4	0	1	0	0	0	0	2.3
at Saint Mary's	01/05/17		18	1	3	.333	1	2	.500	0	0	.000	0	0	0	1.0	2	0	1	0	0	0	3	2.4
Pacific	01/07/17		26	3	7	.429	0	3	.000	0	1	.000	0	2	2	1.1	3	0	2	0	0	0	6	2.6
San Francisco	01/12/17		4	0	2	.000	0	2	.000	1	3	.333	0	1	1	1.1	2	0	0	1	0	0	1	2.5
at San Diego	01/14/17		7	0	1	.000	0	0	.000	0	0	.000	0	2	2	1.1	0	0	0	1	0	0	0	2.4
Pepperdine	01/19/17		20	0	3	.000	0	2	.000	2	4	.500	0	1	1	1.1	3	0	3	0	0	0	2	2.4
at Pacific	01/21/17		11	1	3	.333	0	2	.000	0	0	.000	0	1	1	1.1	1	0	1	1	0	0	2	2.3
at Santa Clara	01/26/17		3	0	0	.000	0	0	.000	0	0	.000	0	1	1	1.1	0	0	0	0	0	0	0	2.2
Loyola Marymount	01/28/17		13	2	3	.667	1	1	1.000	2	2	1.000	0	2	2	1.2	3	0	1	2	0	1	7	2.5
Gonzaga	02/02/17		5	0	0	.000	0	0	.000	0	0	.000	0	0	0	1.1	0	0	0	0	0	0	0	2.3
Portland	02/04/17		6	0	0	.000	0	0	.000	0	0	.000	0	0	0	1.0	2	0	0	1	0	0	0	2.2
at Pepperdine	02/09/17																							
at San Francisco	02/11/17																							
San Diego	02/16/17																							
Saint Mary's	02/18/17																							
at Portland	02/23/17																							
at Gonzaga	02/25/17																							
Totals			0	238	17	.395	7	22	.318	8	19	.421	3	20	23	1.0	27	0	18	7	0	6	49	2.2

CAREER STATISTICS (ALL GAMES)

Year	GP	GS	Min	Avg	FG	FGA	Pct	3FG	FGA	Pct	FT	FTA	Pct	Off	Def	TR	Avg	PF	FO	A	TO	Blk	Stl	Pts	Avg
2016-17	22	0	238	10.8	17	43	.395	7	22	.318	8	19	.421	3	20	23	1.0	27	0	18	7	0	6	49	2.2
TOTAL	22	0	238	10.8	17	43	.395	7	22	.318	8	19	.421	3	20	23	1.0	27	0	18	7	0	6	49	2.2

CAREER STATISTICS (CONFERENCE GAMES)

Year	GP	GS	Min	Avg	FG	FGA	Pct	3FG	FGA	Pct	FT	FTA	Pct	Off	Def	TR	Avg	PF	FO	A	TO	Blk	Stl	Pts	Avg
2016-17	12	0	155	12.9	11	26	.423	5	15	.333	6	12	.500	0	12	12	1.0	21	0	12	6	0	1	33	2.8
TOTAL	12	0	155	12.9	11	26	.423	5	15	.333	6	12	.500	0	12	12	1.0	21	0	12	6	0	1	33	2.8

#13 • COLBY LEIFSON
6-4 • 190 • FR • GUARD



SUWANEE, GEORGIA
NORTH GWINNETT HS

2016-17 SEASON — PPG: 1.5 RPG: 0.4 APG: 0.3 BPG: 0.0 SPG: 0.1 FG%: .323 3FG%: .321 FT%: .000

2016-17 • Freshman

- Hit a career-best 2 3-pointers against Illinois
- Made a 3-pointer against Utah Valley
- Hit his first career 3 and added 3 rebounds vs. Coppin State

Before BYU

- Prepped at North Gwinnett High School
- Averaged 17 points, shot 41 percent from 3 and made 93 percent from the free-throw line as a senior
- Made 93 3s as a senior, second all-time in a single season in Gwinnett County history
- Earned All-Gwinnett County and all-region first-team honors
- Played for the Atlanta All Stars during the AAU season
- Also recruited by High Point, Wofford, Gardner Webb and Tennessee Tech

Personal

- Parents are Ryan and Jennifer Leifson
- Has two brothers and one sister

2016-17 SEASON HIGHS

PTS	6 (2x) last vs. Pacific – 01/07/17
1st H	–
2nd H	6 (2x) last vs. Pacific – 01/07/17
REB	3 vs. Coppin State – 11/17/16
AST	1 (5x) last vs. Gonzaga – 02/02/17
STL	2 vs. Idaho State – 12/20/16
BLK	–
FGM	2 (2x) last vs. Pacific – 01/07/17
FGA	5 vs. Coppin State – 11/17/16
3PM	2 (2x) last vs. Pacific – 01/07/17
3PA	5 vs. Coppin State – 11/17/16
FTM	–
FTA	–

MISCELLANEOUS

	16-17	Career
Double-Figure Points	–	–
20-plus Points	–	–
Double-Figure Reb	–	–
Double-Doubles	–	–
3-plus Steals	–	–
3-plus Blocks	–	–
3-plus 3-point FG	–	–
Scoring Leader	–	–
Rebound Leader	–	–
Assist Leader	–	–

2016-17 GAME-BY-GAME

Opponent	Date	GS	Min	FG	FGA	Pct	3FG	FGA	Pct	FT	FTA	Pct	Off	Def	TR	Avg	PF	FO	A	TO	Blk	Stl	Pts	Avg
Princeton	11/14/16																							
DNP																								
Coppin State	11/17/16		9	1	5	.200	1	5	.200	0	0	.000	1	2	3	3.0	2	0	1	0	0	0	3	3.0
Coastal Carolina	11/19/16		6	0	2	.000	0	1	.000	0	0	.000	0	0	0	1.5	1	0	0	0	0	0	0	1.5
vs. Saint Louis	11/21/16		6	0	1	.000	0	1	.000	0	0	.000	0	0	0	1.0	1	0	0	0	0	0	0	1.0
vs. Valparaiso	11/23/16																							
DNP																								
Utah Valley	11/26/16		1	1	1	1.000	1	1	1.000	0	0	.000	0	0	0	0.8	3	0	0	0	0	0	3	1.5
vs. Utah State	11/30/16		4	0	1	.000	0	1	.000	0	0	.000	0	0	0	0.6	1	0	0	1	0	0	0	1.2
vs. USC	12/03/16		4	0	3	.000	0	3	.000	0	0	.000	1	0	1	0.7	2	0	1	0	0	0	0	1.0
Weber State	12/07/16		1	0	0	.000	0	0	.000	0	0	.000	0	0	0	0.6	0	0	0	0	0	0	0	0.9
Colorado	12/10/16		3	0	0	.000	0	0	.000	0	0	.000	0	0	0	0.5	0	0	0	1	0	0	0	0.8
vs. Illinois	12/17/16		11	2	2	1.000	2	2	1.000	0	0	.000	1	1	2	0.7	0	0	1	1	0	0	6	1.3
Idaho State	12/20/16		8	1	4	.250	1	4	.250	0	0	.000	0	0	0	0.6	0	0	1	0	0	2	3	1.5
CSU Bakersfield	12/22/16		5	0	1	.000	0	1	.000	0	0	.000	0	0	0	0.5	1	0	0	1	0	0	0	1.4
Santa Clara	12/29/16		8	1	1	1.000	1	1	1.000	0	0	.000	0	0	0	0.5	0	0	0	0	0	0	3	1.5
at Loyola Marymount	12/31/16																							
DNP																								
at Saint Mary's	01/05/17		2	0	0	.000	0	0	.000	0	0	.000	0	0	0	0.5	0	0	0	0	0	0	0	1.4
Pacific	01/07/17		8	2	4	.500	2	4	.500	0	0	.000	0	0	0	0.4	1	0	0	0	0	0	6	1.7
San Francisco	01/12/17																							
DNP																								
at San Diego	01/14/17		3	1	2	.500	0	1	.000	0	0	.000	0	0	0	0.4	2	0	0	0	0	0	2	1.7
Pepperdine	01/19/17		8	1	4	.250	1	3	.333	0	0	.000	0	1	1	0.4	0	0	1	0	0	0	3	1.8
at Pacific	01/21/17		0+	0	0	.000	0	0	.000	0	0	.000	0	0	0	0.4	0	0	0	0	0	0	0	1.7
at Santa Clara	01/26/17																							
DNP																								
Loyola Marymount	01/28/17																							
DNP																								
Gonzaga	02/02/17		0	0	0	.000	0	0	.000	0	0	.000	0	0	0	0.4	0	0	1	0	0	0	0	1.6
Portland	02/04/17		3	0	0	.000	0	0	.000	0	0	.000	0	0	0	0.4	0	0	0	1	0	0	0	1.5
at Pepperdine	02/09/17																							
at San Francisco	02/11/17																							
San Diego	02/16/17																							
Saint Mary's	02/18/17																							
at Portland	02/23/17																							
at Gonzaga	02/25/17																							
Totals			0	90	10	.323	9	28	.321	0	0	.000	3	4	7	0.4	14	0	5	6	0	2	29	1.5

CAREER STATISTICS (ALL GAMES)

Year	GP	GS	Min	Avg	FG	FGA	Pct	3FG	FGA	Pct	FT	FTA	Pct	Off	Def	TR	Avg	PF	FO	A	TO	Blk	Stl	Pts	Avg
2016-17	19	0	90	4.7	10	31	.323	9	28	.321	0	0	.000	3	4	7	0.4	14	0	5	6	0	2	29	1.5
TOTAL	19	0	90	4.7	10	31	.323	9	28	.321	0	0	.000	3	4	7	0.4	14	0	5	6	0	2	29	1.5

CAREER STATISTICS (CONFERENCE GAMES)

Year	GP	GS	Min	Avg	FG	FGA	Pct	3FG	FGA	Pct	FT	FTA	Pct	Off	Def	TR	Avg	PF	FO	A	TO	Blk	Stl	Pts	Avg
2016-17	8	0	32	4.0	5	11	.455	4	9	.444	0	0	.000	0	1	1	0.1	3	0	2	1	0	0	14	1.8
TOTAL	8	0	32	4.0	5	11	.455	4	9	.444	0	0	.000	0	1	1	0.1	3	0	2	1	0	0	14	1.8

#15 • PAYTON DASTRUP
6-10 • 250 • FR • FORWARD



MESA, ARIZONA
MOUNTAIN VIEW HS

2016-17 SEASON — PPG: 1.4 RPG: 1.6 APG: 0.3 BPG: 0.3 SPG: 0.0 FG%: .435 3FG%: .286 FT%: .000

2016-17 • Freshman

- Totaled 4 points and 5 rebounds vs. Pepperdine
- Scored 5 points and added 1 rebound, 1 assist and 1 block vs. Santa Clara
- Totaled 4 points and 3 boards vs. Valparaiso
- Scored 9 points on 4 of 6 shooting against Coppin State

Personal

- Parents are Kristen and David Dastrup
- Has two sisters
- Served a mission for The Church of Jesus Christ of Latter-day Saints in Panama

Before BYU

- Played for Gary Ernst at Mountain View High School
- As a senior in 2013-14 led Mountain View to a 21-8 record while averaging 16.5 points and 13.0 rebounds as a senior
- Earned second-team Division I All-Arizona honors from AZcentral.com and first-team All-Tribune by the East Valley Tribune
- Named Mesa All-City Boys co-MVP and earned first-team honors
- As a junior in 2012-13 led Mountain View to an 18-11 record while averaging 18.1 points, 10.9 rebounds, 3.0 assists and 2.0 blocks
- Named second-team Division I All-Arizona by AZcentral.com and first-team All-Tribune by the East Valley Tribune
- Helped Mountain View to a 21-8 record as a sophomore
- As a sophomore in 2011-12 earned honorable mention All-Arizona Division I honors from AZcentral.com
- Named honorable mention All-Tribune by the East Valley Tribune
- Named a four-star recruit by ESPN, Scout and Rivals
- National overall recruiting rankings: 98th by ESPN, 100th by Rivals
- National position recruiting rankings: 12th by ESPN, 18th by Scout
- Also recruited by Arizona, Arizona State, Florida, Ohio State, Virginia, Kansas, Utah

2016-17 SEASON HIGHS

PTS	9 vs. Coppin State – 11/17/16
1st H	4 vs. Valparaiso – 11/23/16
2nd H	7 vs. Coppin State – 11/17/16
REB	5 vs. Pepperdine – 01/19/17
AST	1 (5x) last vs. Pacific – 01/07/17
STL	–
BLK	2 vs. Pacific – 01/07/17
FGM	4 vs. Coppin State – 11/17/16
FGA	6 vs. Coppin State – 11/17/16
3PM	1 (2x) last vs. Santa Clara – 12/29/16
3PA	3 vs. Santa Clara – 12/29/16
FTM	–
FTA	–

MISCELLANEOUS

	16-17	Career
Double-Figure Points	–	–
20-plus Points	–	–
Double-Figure Reb	–	–
Double-Doubles	–	–
3-plus Steals	–	–
3-plus Blocks	–	–
3-plus 3-point FG	–	–
Scoring Leader	–	–
Rebound Leader	–	–
Assist Leader	–	–

2016-17 GAME-BY-GAME

Opponent	Date	GS	Min	FG	FGA	Pct	3FG	FGA	Pct	FT	FTA	Pct	Off	Def	TR	Avg	PF	FO	A	TO	Blk	Stl	Pts	Avg
Princeton	11/14/16																							
DNP																								
Coppin State	11/17/16		7	4	6	.667	1	1	1.000	0	0	.000	0	2	2	2.0	3	0	0	1	0	0	9	9.0
Coastal Carolina	11/19/16		2	0	2	.000	0	1	.000	0	0	.000	0	0	0	1.0	0	0	0	0	0	0	0	4.5
vs. Saint Louis	11/21/16		2	0	0	.000	0	0	.000	0	0	.000	0	4	4	2.0	0	0	0	0	0	0	0	3.0
vs. Valparaiso	11/23/16		8	2	4	.500	0	0	.000	0	0	.000	2	1	3	2.3	1	0	0	0	0	4	3.3	
Utah Valley	11/26/16		2	0	0	.000	0	0	.000	0	0	.000	1	1	2	2.2	0	0	0	1	0	0	0	2.6
vs. Utah State	11/30/16																							
DNP																								
vs. USC	12/03/16		2	0	0	.000	0	0	.000	0	0	.000	0	1	1	2.0	0	0	1	0	0	0	0	2.2
Weber State	12/07/16		1	0	0	.000	0	0	.000	0	0	.000	0	0	0	1.7	1	0	0	0	0	0	0	1.9
Colorado	12/10/16																							
DNP																								
vs. Illinois	12/17/16																							
Idaho State	12/20/16		3	0	0	.000	0	0	.000	0	0	.000	0	3	3	1.9	1	0	1	0	0	0	0	1.6
CSU Bakersfield	12/22/16																							
DNP																								
Santa Clara	12/29/16		5	2	5	.400	1	3	.333	0	0	.000	0	1	1	1.8	1	0	1	1	1	0	5	2.0
at Loyola Marymount	12/31/16		3	0	1	.000	0	1	.000	0	0	.000	0	1	1	1.7	1	0	1	0	1	0	0	1.8
at Saint Mary's	01/05/17		2	0	0	.000	0	0	.000	0	0	.000	0	0	0	1.5	0	0	0	0	0	0	0	1.6
Pacific	01/07/17		10	0	0	.000	0	0	.000	0	0	.000	0	4	4	1.8	0	0	1	1	2	0	0	1.5
San Francisco	01/12/17		3	0	0	.000	0	0	.000	0	0	.000	0	0	0	1.6	0	0	0	0	0	0	0	1.4
at San Diego	01/14/17		1	0	0	.000	0	0	.000	0	0	.000	0	0	0	1.5	0	0	0	0	0	0	0	1.3
Pepperdine	01/19/17		9	2	4	.500	0	1	.000	0	0	.000	2	3	5	1.7	2	0	0	2	0	4	1.5	
at Pacific	01/21/17		1	0	1	.000	0	0	.000	0	0	.000	0	0	0	1.6	1	0	0	1	0	0	0	1.4
at Santa Clara	01/26/17																							
DNP																								
Loyola Marymount	01/28/17																							
DNP																								
Gonzaga	02/02/17																							
DNP																								
Portland	02/04/17																							
DNP																								
at Pepperdine	02/09/17																							
at San Francisco	02/11/17																							
San Diego	02/16/17																							
Saint Mary's	02/18/17																							
at Portland	02/23/17																							
at Gonzaga	02/25/17																							
Totals			0	61	10	.435	2	7	.286	0	0	.000	5	21	26	1.6	11	0	5	7	4	0	22	1.4

CAREER STATISTICS (ALL GAMES)

Year	GP	GS	Min	Avg	FG	FGA	Pct	3FG	FGA	Pct	FT	FTA	Pct	Off	Def	TR	Avg	PF	FO	A	TO	Blk	Stl	Pts	Avg
2016-17	16	0	61	3.8	10	23	.435	2	7	.286	0	0	.000	5	21	26	1.6	11	0	5	7	4	0	22	1.4
TOTAL	16	0	61	3.8	10	23	.435	2	7	.286	0	0	.000	5	21	26	1.6	11	0	5	7	4	0	22	1.4

CAREER STATISTICS (CONFERENCE GAMES)

Year	GP	GS	Min	Avg	FG	FGA	Pct	3FG	FGA	Pct	FT	FTA	Pct	Off	Def	TR	Avg	PF	FO	A	TO	Blk	Stl	Pts	Avg
2016-17	8	0	34	4.3	4	11	.364	1	5	.200	0	0	.000	2	9	11	1.4	5	0	3	5	4	0	9	1.1
TOTAL	8	0	34	4.3	4	11	.364	1	5	.200	0	0	.000	2	9	11	1.4	5	0	3	5	4	0	9	1.1

#21 • KYLE DAVIS
6-8 • 225 • SR • FORWARD



DRAPER, UTAH
UTAH STATE

2016-17 SEASON — PPG: 8.8 RPG: 4.0 APG: 0.9 BPG: 0.9 SPG: 0.5 FG%: .590 3FG%: .000 FT%: .696

2016-17 • Senior

- A team captain
- Out for the season with a right knee injury
- A nominee for the 2017 Allstate NABC Honors Court
- Shot 10 of 13 from the field for 22 points, 3 rebounds, 2 assists, 1 block and 2 steals vs. Saint Louis

2015-16 • Junior

- WCC Player of the Week (Nov. 16)
- Named Academic All-West Coast Conference
- Received the Academic Excellence Award at the team banquet
- Nationally was ranked 84th in total rebounds, 98th in total blocks, 109th in double-doubles, 137th in blocks per game and 155th in rebounds per game
- In the WCC was 3rd in blocks, 4th in field goal percentage, 5th in defensive rebounds, 6th in rebounding and 19th in scoring
- Finished the 2015-16 season 7th all-time for blocks in a single season at BYU
- Posted season highs of 23 points (Harvard), 20 rebounds (Utah Valley), 4 assists (twice), 3 steals (Pepperdine) and 4 blocks (twice)
- Scored in double figures 28 times and 20-plus points 4 times
- Had 8 double-doubles and 8 games with double-digit rebounds
- Had 3-plus steals once and 3-plus blocks 4 times
- Led the team in scoring twice, rebounds 15 times and assists once

- Started 27 of 29 games played in 2013-14 as a sophomore at Utah State
- Averaged 9.1 points and 7.6 rebounds, had a team-high 37 blocks and shot 50.3 percent from the field
- Posted 7 double-doubles and had season highs of 18 points, 15 rebounds (twice), 3 blocks (7 times) and 5 assists
- Played as a freshman at Southern Utah in 2010-11 prior to serving a two-year LDS mission
- Averaged 8.5 points, a team-high 5.3 rebounds and 1.0 block per game and shot 55.4 percent from the field
- Posted season highs of 21 points, 14 rebounds, 5 assists and 3 blocks
- Led Alta High School to the 5A state title and was named tournament MVP in 2010
- Averaged 18.5 points, 7.6 rebounds, 1.4 blocks, 1.5 steals and 1.3 assists as a senior
- Was named 2010 5A MVP and Region 4 MVP

Personal

- Parents are Mark and Debbie Davis
- Wife's name is Kelli and they have a son, Graham
- Has one brother and two sisters
- Served a mission for The Church of Jesus Christ of Latter-day Saints in Detroit

In 2014-15 • Redshirt

- Sat out 2014-15 due to NCAA transfer rules

Before BYU

2016-17 SEASON HIGHS

PTS	22 vs. Saint Louis – 11/19/16
1st H	8 (2x) last vs. Saint Louis – 11/19/16
2nd H	14 vs. Saint Louis – 11/19/16
REB	6 (3x) last vs. Utah Valley, 11/26/16
AST	2 (3x) last vs. Valparaiso – 11/23/16
STL	2 vs. Saint Louis – 11/21/16
BLK	2 (2x) last vs. USC – 12/03/16
FGM	10 vs. Saint Louis – 11/19/16
FGA	13 vs. Saint Louis – 11/19/16
3PM	–
3PA	–
FTM	3 (4x) last vs. Weber State – 12/07/16
FTA	6 vs. Princeton – 11/14/16

CAREER HIGHS

PTS	23 vs. Harvard – 12/22/15
1st H	11 vs. UVU – 11/13/15
2nd H	19 vs. Harvard – 12/22/15
REB	20 vs. UVU – 11/13/15
AST	4 (2x) last vs. CMU – 12/18/15
STL	3 at Pepperdine – 01/23/16
BLK	4 (2x) last at Gonzaga – 01/14/16
FGM	10 (2x) last vs. Saint Louis – 11/19/16
FGA	14 vs. Harvard – 12/22/15
3PM	1 (7x) last vs. UAB – 03/16/16
3PA	2 (3x) last vs. UAB – 03/16/16
FTM	8 vs. San Francisco – 01/09/16
FTA	11 vs. San Francisco – 01/09/16

MISCELLANEOUS

	16-17	Career
Double-Figure Points	4 (2-2)	32 (23-9)
20-plus Points	1 (1-0)	5 (2-3)
Double-Figure Reb	–	8 (6-2)
Double-Doubles	–	8 (6-2)
3-plus Steals	–	1 (0-1)
3-plus Blocks	–	4 (3-1)
3-plus 3-point FG	–	–
Scoring Leader	1 (1-0)	3 (2-1)
Rebound Leader	–	15 (12-3)
Assist Leader	–	1 (0-1)

2016-17 GAME-BY-GAME

Opponent	Date	GS	Min	FG	FGA	Pct	3FG	FGA	Pct	FT	FTA	Pct	Off	Def	TR	Avg	PF	FO	A	TO	Blk	Stl	Pts	Avg	
Princeton	11/14/16	*	23	2	4	.500	0	0	.000	3	6	.500	1	4	5	5.0	4	0	0	3	2	0	7	7.0	
Coppin State	11/17/16	*	15	2	6	.333	0	0	.000	0	0	.000	1	5	6	5.5	2	0	1	2	0	1	4	5.5	
Coastal Carolina	11/19/16	*	21	4	5	.800	0	0	.000	0	1	.000	1	5	6	5.7	4	0	2	1	1	1	8	6.3	
vs. Saint Louis	11/21/16	*	26	10	13	.769	0	0	.000	2	3	.667	1	2	3	5.0	3	0	2	0	1	2	22	10.3	
vs. Valparaiso	11/23/16	*	28	3	5	.600	0	0	.000	3	3	1.000	0	3	3	4.6	3	0	2	4	1	0	9	10.0	
Utah Valley	11/26/16	*	24	4	9	.444	0	0	.000	3	4	.750	2	4	6	4.8	4	0	1	4	1	0	11	10.2	
vs. Utah State	11/30/16																								
vs. USC	12/03/16		18	4	5	.800	0	0	.000	2	3	.667	1	4	5	4.9	1	0	1	2	2	0	10	10.1	
Weber State	12/07/16		16	5	8	.625	0	0	.000	3	3	1.000	0	3	3	4.6	2	0	0	1	1	1	13	10.5	
Colorado	12/10/16		11	2	4	.500	0	0	.000	0	0	.000	1	2	3	4.4	2	0	0	1	0	0	4	9.8	
vs. Illinois	12/17/16		3	0	2	.000	0	0	.000	0	0	.000	0	0	0	4.0	0	0	0	0	0	0	0	8.8	
Idaho State	12/20/16																								
CSU Bakersfield	12/22/16																								
Santa Clara	12/29/16																								
at Loyola Marymount	12/31/16																								
at Saint Mary's	01/05/17																								
Pacific	01/07/17																								
San Francisco	01/12/17																								
at San Diego	01/14/17																								
Pepperdine	01/19/17																								
at Pacific	01/21/17																								
at Santa Clara	01/26/17																								
Loyola Marymount	01/28/17																								
Gonzaga	02/02/17																								
Portland	02/04/17																								
at Pepperdine	02/09/17																								
at San Francisco	02/11/17																								
San Diego	02/16/17																								
Saint Mary's	02/18/17																								
at Portland	02/23/17																								
at Gonzaga	02/25/17																								
Totals			6	185	36	.61	.590	0	0	.000	16	23	.696	8	32	40	4.0	25	0	9	18	9	5	88	8.8

CAREER STATISTICS (ALL GAMES)

Year	GP	GS	Min	Avg	FG	FGA	Pct	3FG	FGA	Pct	FT	FTA	Pct	Off	Def	TR	Avg	PF	FO	A	TO	Blk	Stl	Pts	Avg
2015-16	37	37	1001	27.1	175	321	.545	7	15	.467	82	136	.603	85	191	276	7.5	92	1	46	69	50	26	439	11.9
2016-17	10	6	185	18.5	36	61	.590	0	0	.000	16	23	.696	8	32	40	4.0	25	0	9	18	9	5	88	8.8
TOTAL	47	43	1186	25.2	211	382	.552	7	15	.467	98	159	.616	93	223	316	6.7	117	1	55	87	59	31	527	11.2

CAREER STATISTICS (CONFERENCE GAMES)

Year	GP	GS	Min	Avg	FG	FGA	Pct	3FG	FGA	Pct	FT	FTA	Pct	Off	Def	TR	Avg	PF	FO	A	TO	Blk	Stl	Pts	Avg
2015-16	18	18	446	24.8	82	156	.526	2	7	.286	39	64	.609	33	70	103	5.7	47	1	20	24	32	14	205	11.4
TOTAL	18	18	446	24.8	82	156	.526	2	7	.286	39	64	.609	33	70	103	5.7	47	1	20	24	32	14	205	11.4

#23 • YOELI CHILDS
6-8 • 225 • FR • FORWARD



SOUTH JORDAN, UTAH
BINGHAM HS

2016-17 SEASON — PPG: 8.8 RPG: 8.3 APG: 1.1 BPG: 1.6 SPG: 0.6 FG%: .565 3FG%: .000 FT%: .588

2016-17 • Freshman

- Has posted at least 1 block in 21 of 25 games and 2-plus blocks 12 times
- At LMU totaled 15 points, 8 rebounds, 3 assists, 2 steals and a block on the potential game-tying 3 in the final seconds
- Had career highs of 19 points and 4 blocks to go with 12 rebounds vs. CSU Bakersfield
- Had his second double-double with 13 points, 14 rebounds, 3 assists and 3 blocks vs. Idaho State
- Had his first career double-double with 11 points and 12 rebounds vs. Colorado
- Scored 10 points on 5 of 8 shooting and added 8 rebounds and 1 block vs. Weber State
- In his first career start, scored a career-best 9 points and added 12 boards, 1 assist, 1 steal vs. Utah State
- Posted 8 points, 15 rebounds, 3 assists, a block and a steal vs. Coppin State

- As a junior in 2014-15 averaged 16.4 points, 10.7 rebounds and 2.4 assists and led Bingham to a record of 20-4 overall and 9-1 in district play and a trip to the 5A quarterfinals
- Named 5A first-team all-state by the Deseret News and the Salt Lake Tribune in 2015
- As a sophomore in 2013-14 averaged 11.1 points and 5.3 rebounds while helping Bingham to the 5A quarterfinals
- Named 5A third-team all-state by the Deseret News in 2014
- Ranked No. 53 in ESPN's top 100 for the class of 2016
- Named a four star recruit by ESPN and a three-star recruit by Scout and Rivals
- Ranked No. 16 nationally among centers by ESPN
- Named the No. 4 recruit in Utah by ESPN
- Also recruited by Oregon, Oregon State and Stanford
- Played for the Utah Prospects AAU team coached by Tim Davis

Personal

- Mother is Kara Childs
- Has one brother

Before BYU

- Played for Jake Schroeder at Bingham High School
- As a senior in 2015-16 averaged 18.5 points, 10.7 rebounds and 2.4 assists and led Bingham to a record of 24-2 overall and 12-0 in district play and the 5A state title
- Named the 5A MVP by the Deseret News and first-team all-state by the Salt Lake Tribune in 2016
- Played in the Ballislife All-American Game

2016-17 SEASON HIGHS

PTS	19 vs. CSU Bakersfield – 12/22/16
1st H	9 vs. Portland – 02/04/17
2nd H	12 (2x) last vs. Pacific – 01/07/17
REB	15 vs. Coppin State – 11/17/16
AST	3 (3x) last at LMU – 12/31/16
STL	2 (2x) last at LMU – 12/31/16
BLK	4 vs. CSU Bakersfield – 12/22/16
FGM	6 (3x) last vs. Portland – 02/04/17
FGA	10 at LMU – 12/31/16
3PM	–
3PA	1 vs. Pepperdine – 01/19/17
FTM	7 vs. CSU Bakersfield – 12/22/16
FTA	13 vs. CSU Bakersfield – 12/22/16

MISCELLANEOUS

	16-17	Career
Double-Figure Points	9 (8-1)	9 (8-1)
20-plus Points	–	–
Double-Figure Reb	9 (8-1)	9 (8-1)
Double-Doubles	4 (4-0)	4 (4-0)
3-plus Steals	–	–
3-plus Blocks	6 (5-1)	6 (5-1)
3-plus 3-point FG	–	–
Scoring Leader	–	–
Rebound Leader	8 (7-1)	8 (7-1)
Assist Leader	–	–

2016-17 GAME-BY-GAME

Opponent	Date	GS	Min	FG	FGA	Pct	3FG	FGA	Pct	FT	FTA	Pct	Off	Def	TR	Avg	PF	FO	A	TO	Blk	Stl	Pts	Avg	
Princeton	11/14/16		23	2	5	.400	0	0	.000	1	4	.250	0	6	6	6.0	2	0	0	1	1	0	5	5.0	
Coppin State	11/17/16		20	4	5	.800	0	0	.000	0	1	.000	3	12	15	10.5	2	0	3	5	1	1	8	6.5	
Coastal Carolina	11/19/16		19	2	2	1.000	0	0	.000	0	0	.000	0	3	3	8.0	0	0	1	2	1	0	4	5.7	
vs. Saint Louis	11/21/16		17	2	3	.667	0	0	.000	2	2	1.000	0	4	4	7.0	0	0	2	2	2	0	6	5.8	
vs. Valparaiso	11/23/16		11	1	2	.500	0	0	.000	1	2	.500	0	2	2	6.0	3	0	1	0	2	0	3	5.2	
Utah Valley	11/26/16		19	4	7	.571	0	0	.000	0	2	.000	1	5	6	6.0	2	0	0	0	1	0	8	5.7	
vs. Utah State	11/30/16	*	26	4	7	.571	0	0	.000	1	2	.500	4	8	12	6.9	3	0	1	1	0	1	9	6.1	
vs. USC	12/03/16	*	17	2	4	.500	0	0	.000	1	2	.500	3	4	7	6.9	3	0	0	1	2	1	5	6.0	
Weber State	12/07/16	*	27	5	8	.625	0	0	.000	0	0	.000	0	8	8	7.0	4	0	0	2	1	1	10	6.4	
Colorado	12/10/16	*	34	5	7	.714	0	0	.000	1	5	.200	2	10	12	7.5	3	0	0	1	1	0	11	6.9	
vs. Illinois	12/17/16	*	31	3	5	.600	0	0	.000	2	2	1.000	3	6	9	7.6	4	0	1	1	3	2	8	7.0	
Idaho State	12/20/16	*	26	4	6	.667	0	0	.000	5	6	.833	2	12	14	8.2	3	0	3	3	3	1	13	7.5	
CSU Bakersfield	12/22/16	*	34	6	8	.750	0	0	.000	7	13	.538	1	11	12	8.5	1	0	1	3	4	0	19	8.4	
Santa Clara	12/29/16	*	20	2	7	.286	0	0	.000	3	4	.750	1	6	7	8.4	2	0	1	0	1	0	7	8.3	
at Loyola Marymount	12/31/16	*	31	6	10	.600	0	0	.000	3	5	.600	5	3	8	8.3	2	0	3	1	1	2	15	8.7	
at Saint Mary's	01/05/17	*	28	1	5	.200	0	0	.000	1	2	.500	1	3	4	8.1	1	0	0	0	0	0	3	8.4	
Pacific	01/07/17	*	22	5	7	.714	0	0	.000	4	4	1.000	2	6	8	8.1	2	0	2	2	3	1	14	8.7	
San Francisco	01/12/17	*	32	4	6	.667	0	0	.000	0	0	.000	1	2	3	7.8	3	0	2	3	3	1	8	8.7	
at San Diego	01/14/17	*	23	2	5	.400	0	0	.000	2	3	.667	0	3	3	7.5	5	1	1	2	1	0	6	8.5	
Pepperdine	01/19/17	*	23	3	8	.375	0	1	.000	2	4	.500	5	9	14	7.9	1	0	1	0	2	0	8	8.5	
at Pacific	01/21/17	*	30	3	7	.429	0	0	.000	1	1	1.000	2	12	14	8.1	3	0	1	2	2	1	7	8.4	
at Santa Clara	01/26/17	*	24	4	6	.667	0	0	.000	0	0	.000	5	6	11	8.3	3	0	0	2	0	0	8	8.4	
Loyola Marymount	01/28/17	*	26	3	7	.429	0	0	.000	4	8	.500	0	8	8	8.3	4	0	1	3	2	0	10	8.5	
Gonzaga	02/02/17	*	29	4	9	.444	0	0	.000	3	3	1.000	2	6	8	8.3	2	0	1	1	0	0	11	8.6	
Portland	02/04/17	*	31	6	8	.750	0	0	.000	3	5	.600	2	8	10	8.3	3	0	1	2	3	2	15	8.8	
at Pepperdine	02/09/17																								
at San Francisco	02/11/17																								
San Diego	02/16/17																								
Saint Mary's	02/18/17																								
at Portland	02/23/17																								
at Gonzaga	02/25/17																								
Totals			19	623	87	154	.565	0	1	.000	47	80	.588	45	163	208	8.3	61	1	27	40	40	14	221	8.8

CAREER STATISTICS (ALL GAMES)

Year	GP	GS	Min	Avg	FG	FGA	Pct	3FG	FGA	Pct	FT	FTA	Pct	Off	Def	TR	Avg	PF	FO	A	TO	Blk	Stl	Pts	Avg
2016-17	25	19	623	24.9	87	154	.565	0	1	.000	47	80	.588	45	163	208	8.3	61	1	27	40	40	14	221	8.8
TOTAL	25	19	623	24.9	87	154	.565	0	1	.000	47	80	.588	45	163	208	8.3	61	1	27	40	40	14	221	8.8

CAREER STATISTICS (CONFERENCE GAMES)

Year	GP	GS	Min	Avg	FG	FGA	Pct	3FG	FGA	Pct	FT	FTA	Pct	Off	Def	TR	Avg	PF	FO	A	TO	Blk	Stl	Pts	Avg
2016-17	12	12	319	26.6	43	85	.506	0	1	.000	26	39	.667	26	72	98	8.2	31	1	14	18	18	7	112	9.3
TOTAL	12	12	319	26.6	43	85	.506	0	1	.000	26	39	.667	26	72	98	8.2	31	1	14	18	18	7	112	9.3

#24 • DAVIN GUINN
6-5 • 190 • JR • FORWARD



MURRIETA, CALIFORNIA
UC RIVERSIDE

2016-17 SEASON — PPG: 2.4 RPG: 1.6 APG: 0.3 BPG: 0.0 SPG: 0.5 FG%: .364 3FG%: .360 FT%: .667

2016-17 • Junior

- Made a 3 with BYU down 6 with 4:28 to go and recorded two steals in the final two minutes to spark BYU's comeback against Portland at home
- Hit 4 of 4 from the field, 3 of 3 from 3, for 11 points vs. Valparaiso
- Scored 7 points and added 5 boards and 1 steal vs. Saint Louis
- Hit a pair of 3-pointers for 6 points against Coastal Carolina
- Scored 5 points, hit 2 of 2 from the free-throw line vs. Coppin State
- Saw action in the season opener against Princeton

- Also ran track
- Three-time Academic All-League

Personal

- Parents are Brad and Haley Guinn
- His grandfather played at Ricks College from 1961-63
- An Eagle Scout
- Served a mission for The Church of Jesus Christ of Latter-day Saints in Mexico

2015-16 • Sophomore

- Played in 9 games
- Posted season highs of 9 points (San Diego), 3 rebounds (Portland), 1 assist (Santa Clara) and 1 steal (LMU)
- Scored 9 points against San Diego while shooting 3 of 3 from the field

Before BYU

- Played his freshman season at UC Riverside in 2012-13
- Played in 20 games and started 4
- Averaged 4.4 points, 3.3 rebounds and added 8 assists, 3 blocks and 8 steals
- A three-year letter winner for Kurt Ruth and Andy Rucker at Vista Murrieta High School
- A two-time first-team All-League selection and first-team All-Valley selection
- First-team All-CIF as a senior and second-team All-CIF as a junior
- Vista Murrieta's all-time leading scorer
- Averaged 23.3 points and 9.3 rebounds as a senior

2016-17 SEASON HIGHS

PTS	11 vs. Valparaiso – 11/23/16
1st H	3 at San Diego – 01/14/17
2nd H	9 vs. Valparaiso – 11/23/16
REB	6 vs. Utah State – 11/30/16
AST	1 (7x) last vs. Gonzaga – 02/02/17
STL	2 (2x) last vs. Portland – 02/04/17
BLK	–
FGM	4 vs. Valparaiso – 11/23/16
FGA	10 vs. Utah State – 11/30/16
3PM	3 vs. Valparaiso – 11/23/16
3PA	5 vs. Utah State – 11/30/16
FTM	3 vs. Saint Louis – 11/19/16
FTA	3 vs. Saint Louis – 11/19/16

CAREER HIGHS

PTS	11 vs. Valparaiso – 11/23/16
1st H	3 at San Diego – 01/14/17
2nd H	9 (2x) last vs. Valparaiso – 11/23/16
REB	6 vs. Utah State – 11/30/16
AST	1 (8x) last vs. Gonzaga – 02/02/17
STL	2 (2x) last vs. Portland – 02/04/17
BLK	–
FGM	4 vs. Valparaiso – 11/23/16
FGA	10 vs. Utah State – 11/30/16
3PM	3 vs. Valparaiso – 11/23/16
3PA	5 vs. Utah State – 11/30/16
FTM	3 vs. Saint Louis – 11/19/16
FTA	4 vs. San Diego – 02/20/16

MISCELLANEOUS

	16-17	Career
Double-Figure Points	1 (0-1)	1 (0-1)
20-plus Points	–	–
Double-Figure Reb	–	–
Double-Doubles	–	–
3-plus Steals	–	–
3-plus Blocks	–	–
3-plus 3-point FG	1 (0-1)	1 (0-1)
Scoring Leader	–	–
Rebound Leader	–	–
Assist Leader	–	–

2016-17 GAME-BY-GAME

Opponent	Date	GS	Min	FG	FGA	Pct	3FG	FGA	Pct	FT	FTA	Pct	Off	Def	TR	Avg	PF	FO	A	TO	Blk	Stl	Pts	Avg		
Princeton	11/14/16			0	0	.000	0	0	.000	0	0	.000	0	0	0	0.0	0	0	0	0	0	0	0	0.0		
Coppin State	11/17/16			10	1	.250	1	2	.500	2	2	1.000	0	0	0	0.0	1	0	1	1	0	1	5	2.5		
Coastal Carolina	11/19/16			7	2	.500	2	3	.667	0	0	.000	0	0	0	0.0	0	0	1	0	0	0	6	3.7		
vs. Saint Louis	11/21/16			15	2	.500	0	1	.000	3	3	1.000	2	3	5	1.3	2	0	1	0	1	0	1	7	4.5	
vs. Valparaiso	11/23/16			13	4	1.000	3	3	1.000	0	0	.000	1	1	2	1.4	1	0	1	0	0	0	11	5.8		
Utah Valley	11/26/16			20	1	.200	0	2	.000	1	2	.500	1	1	2	1.5	1	0	0	0	0	1	3	5.3		
vs. Utah State	11/30/16			22	1	.100	0	5	.000	0	0	.000	3	3	6	2.1	2	0	1	0	2	2	4	4.9		
vs. USC	12/03/16			18	0	.000	0	1	.000	2	2	1.000	4	1	5	2.5	3	0	0	0	0	0	2	4.5		
Weber State	12/07/16			16	0	.000	0	0	.000	0	2	.000	0	4	4	2.7	1	0	0	0	0	1	0	4.0		
Colorado	12/10/16			5	0	.000	0	1	.000	1	2	.500	1	0	1	2.5	0	0	0	0	0	0	1	3.7		
vs. Illinois	12/17/16			5	0	.000	0	0	.000	0	0	.000	0	0	0	2.3	1	0	0	0	0	0	0	3.4		
Idaho State	12/20/16			9	0	.000	0	1	.000	0	0	.000	0	1	1	2.2	2	0	0	1	0	0	0	3.1		
CSU Bakersfield	12/22/16			2	0	.000	0	0	.000	0	0	.000	0	0	0	2.0	2	0	0	0	0	0	0	2.8		
Santa Clara	12/29/16			7	0	.000	0	0	.000	0	0	.000	0	0	0	1.9	1	0	1	0	0	0	0	2.6		
at Loyola Marymount	12/31/16			5	1	.200	0	0	.000	0	0	.000	0	0	0	1.7	1	0	0	0	0	0	2	2.6		
at Saint Mary's	01/05/17			2	1	1.000	0	0	.000	0	0	.000	1	0	1	1.7	0	0	0	0	0	0	2	2.6		
Pacific	01/07/17			8	0	.000	0	0	.000	0	0	.000	1	1	2	1.7	0	0	1	0	0	0	0	2.4		
San Francisco	01/12/17			3	0	.000	0	0	.000	0	0	.000	0	0	0	1.6	1	0	0	0	0	0	0	2.3		
at San Diego	01/14/17			13	2	1.000	1	1	1.000	0	0	.000	3	0	3	1.7	0	0	0	0	0	0	5	2.4		
Pepperdine	01/19/17			6	1	1.000	0	0	.000	0	0	.000	1	0	1	1.7	1	0	1	1	0	1	2	2.4		
at Pacific	01/21/17			1	0	.000	0	0	.000	0	0	.000	0	0	0	1.6	0	0	0	0	0	0	0	2.3		
at Santa Clara	01/26/17			15	1	1.000	0	0	.000	0	0	.000	0	3	3	1.6	3	0	0	0	0	1	2	2.3		
Loyola Marymount	01/28/17			10	0	.000	0	1	.000	0	0	.000	1	1	2	1.7	1	0	1	0	0	1	0	2.2		
Gonzaga	02/02/17			15	2	.333	1	2	.500	1	2	.500	0	1	1	1.6	2	0	1	0	0	1	6	2.3		
Portland	02/04/17			20	1	.333	1	2	.500	0	0	.000	1	1	2	1.6	0	0	0	0	0	2	3	2.4		
at Pepperdine	02/09/17																									
at San Francisco	02/11/17																									
San Diego	02/16/17																									
Saint Mary's	02/18/17																									
at Portland	02/23/17																									
at Gonzaga	02/25/17																									
Totals				0	247	20	55	.364	9	25	.360	10	15	.667	20	21	41	1.6	26	0	7	6	0	12	59	2.4

CAREER STATISTICS (ALL GAMES)

Year	GP	GS	Min	Avg	FG	FGA	Pct	3FG	FGA	Pct	FT	FTA	Pct	Off	Def	TR	Avg	PF	FO	A	TO	Blk	Stl	Pts	Avg
2015-16	9	0	26	2.9	4	10	.400	1	3	.333	5	8	.625	5	5	10	1.1	1	0	1	1	0	1	14	1.6
2016-17	25	0	247	9.9	20	55	.364	9	25	.360	10	15	.667	20	21	41	1.6	26	0	7	6	0	12	59	2.4
TOTAL	34	0	273	8.0	24	65	.369	10	28	.357	15	23	.652	25	26	51	1.5	27	0	8	7	0	13	73	2.1

CAREER STATISTICS (CONFERENCE GAMES)

Year	GP	GS	Min	Avg	FG	FGA	Pct	3FG	FGA	Pct	FT	FTA	Pct	Off	Def	TR	Avg	PF	FO	A	TO	Blk	Stl	Pts	Avg
2015-16	8	0	25	3.1	4	10	.400	1	3	.333	5	8	.625	5	5	10	1.3	1	0	1	1	0	1	14	1.8
2016-17	12	0	105	8.8	9	17	.529	3	6	.500	1	2	.500	8	7	15	1.3	10	0	5	1	0	6	22	1.8
TOTAL	20	0	130	6.5	13	27	.481	4	9	.444	6	10	.600	13	12	25	1.3	11	0	6	2	0	7	36	1.8

#30 • TJ HAWS
6-4 • 170 • FR • GUARD



ALPINE, UTAH
LONE PEAK HS

2016-17 SEASON — PPG: 14.3 RPG: 3.0 APG: 3.2 BPG: 0.1 SPG: 1.1 FG%: .430 3FG%: .396 FT%: .786

2016-17 • Freshman

- Has hit at least one 3-point field goal in 21 of 25 games
- Has posted 5-plus assists 8 times
- Scored a career-best 29 points vs. No. 1/1 Gonzaga
- Set career highs with 27 points and 6 3-point field goals at San Diego
- Had 20 points and 4 3s, including the game-tying and go-ahead 3s in the final 2 minutes, at LMU
- Had 17 points on 5 of 6 shooting from the field and 3 of 3 shooting from 3 vs. Santa Clara and added 6 rebounds and 6 assists
- Totaled 17 points, 6 assists and 3 steals vs. Idaho State
- Had 16 points, 5 boards, 4 assists, 2 steals, hit 4 3-pointers vs. Colorado
- Posted 15 points and 5 assists vs. Weber State
- Scored 16 points, all in the second half, vs. USC
- Had 15 points, hit 3 of 5 from 3 and added 2 rebounds vs. Valparaiso
- Scored 20 points, hit 3 3-pointers and had 3 steals vs. Princeton

- Received first-team all-state honors from the Deseret News and the Salt Lake Tribune
- Earned 2014 5A Tournament MVP honors
- As a junior in 2012-13 averaged 17.1 points, 3.4 rebounds, 4.6 assists, 1.9 steals and hit 64 3s as Lone Peak finished 26-1 overall and 10-0 in region play
- Named the 2012-13 5A MVP by the Deseret News, first-team all-state by the Salt Lake Tribune and All-Valley Offensive MVP by the Daily Herald
- As a sophomore in 2011-12 averaged 17.4 points, 4.6 rebounds, 1.9 assists and 1.5 steals and hit 59 3s as Lone Peak finished 22-3 overall and 9-1 in region play
- Named first-team all-state by the Deseret News and the Salt Lake Tribune and All-Valley by the Daily Herald
- Named the 2012 5A Tournament MVP
- As a freshman in 2010-11 averaged 13.8 points and hit 46 3s as Lone Peak finished 24-1 overall and 12-0 in region play
- Competed in the NBPA Top 100 camp during the summer of 2013
- National overall recruiting rankings: 67th by ESPN, 57th by Scout

Before BYU

- A four-time 5A Utah state champion (2011, 2012, 2013, 2014) and a 2013 MaxPreps.com National Champion playing for Quincy Lewis at Lone Peak High School
- Posted career totals of 1,896 points (18.4 ppg) and 264 3s
- As a senior in 2013-14 averaged 25.2 points, 3.5 rebounds, 5.2 assists and 1.8 steals and hit 95 3s while leading Lone Peak to a 23-3, 11-1 record in region play
- Named the 2014 Mr. Basketball by the Deseret News and the 2014 Utah Gatorade Player of the Year

Personal

- Wife's name is Lauren
- Parents are Marty and Tiffanie Haws
- Brother Tyler (2009-10, 12-15) is BYU's all-time leading scorer with 2,720 career points
- His father Marty Haws played for BYU from 1986-90 and earned All-WAC honors
- Served a mission for The Church of Jesus Christ of Latter-day Saints in France

2016-17 SEASON HIGHS

PTS	29 vs. Gonzaga – 02/02/17
1st H	12 (2x) last vs. Pacific – 01/07/17
2nd H	23 vs. Gonzaga – 02/02/17
REB	7 vs. Pacific – 01/07/17
AST	7 vs. Utah Valley – 11/26/16
STL	4 vs. USC – 12/03/16
BLK	1 (3x) last vs. Portland – 02/04/17
FGM	8 (3x) last vs. Gonzaga – 02/02/17
FGA	19 vs. Gonzaga – 02/02/17
3PM	6 at San Diego – 01/14/17
3PA	12 at San Diego – 01/14/17
FTM	9 vs. Gonzaga – 02/02/17
FTA	10 vs. Gonzaga – 02/02/17

MISCELLANEOUS

	16-17	Career
Double-Figure Points	18 (12-6)	18 (12-6)
20-plus Points	4 (2-2)	4 (2-2)
Double-Figure Reb	–	–
Double-Doubles	–	–
3-plus Steals	4 (2-2)	4 (2-2)
3-plus Blocks	–	–
3-plus 3-point FG	12 (9-3)	12 (9-3)
Scoring Leader	3 (1-2)	3 (1-2)
Rebound Leader	–	–
Assist Leader	5 (4-1)	5 (4-1)

2016-17 GAME-BY-GAME

Opponent	Date	GS	Min	FG	FGA	Pct	3FG	FGA	Pct	FT	FTA	Pct	Off	Def	TR	Avg	PF	FO	A	TO	Blk	Stl	Pts	Avg	
Princeton	11/14/16	*	35	5	11	.455	3	6	.500	7	8	.875	1	1	2	2.0	4	0	1	1	0	3	20	20.0	
Coppin State	11/17/16	*	22	4	8	.500	3	7	.429	0	0	.000	0	5	5	3.5	2	0	1	2	0	1	11	15.5	
Coastal Carolina	11/19/16	*	29	3	12	.250	1	3	.333	1	2	.500	0	4	4	3.7	1	0	5	2	0	0	8	13.0	
vs. Saint Louis	11/21/16	*	34	3	9	.333	2	5	.400	1	2	.500	1	2	3	3.5	1	0	3	5	0	2	9	12.0	
vs. Valparaiso	11/23/16	*	26	6	10	.600	3	5	.600	0	0	.000	0	2	2	3.2	3	0	0	1	0	0	15	12.6	
Utah Valley	11/26/16	*	29	1	10	.100	0	4	.000	4	5	.800	0	2	2	3.0	3	0	7	0	0	1	6	11.5	
vs. Utah State	11/30/16	*	30	2	8	.250	0	4	.000	2	2	1.000	2	2	4	3.1	0	0	1	0	0	1	6	10.7	
vs. USC	12/03/16	*	26	6	14	.429	1	4	.250	3	4	.750	0	0	0	2.8	3	0	1	4	0	4	16	11.4	
Weber State	12/07/16	*	37	5	10	.500	2	5	.400	3	3	1.000	1	1	2	2.7	3	0	5	3	0	0	15	11.8	
Colorado	12/10/16	*	36	5	9	.556	4	5	.800	2	3	.667	0	5	5	2.9	3	0	4	4	0	2	16	12.2	
vs. Illinois	12/17/16	*	33	4	12	.333	1	7	.143	1	1	1.000	0	6	6	3.2	1	0	5	3	0	3	10	12.0	
Idaho State	12/20/16	*	31	5	9	.556	3	7	.429	4	5	.800	0	2	2	3.1	1	0	6	1	0	3	17	12.4	
CSU Bakersfield	12/22/16	*	37	4	8	.500	2	5	.400	4	4	1.000	0	3	3	3.1	1	0	5	3	0	0	14	12.5	
Santa Clara	12/29/16	*	29	5	6	.833	3	3	1.000	4	6	.667	0	6	6	3.3	1	0	6	5	0	0	17	12.9	
at Loyola Marymount	12/31/16	*	36	8	13	.615	4	8	.500	0	0	.000	0	1	1	3.1	3	0	4	1	0	0	20	13.3	
at Saint Mary's	01/05/17	*	31	3	10	.300	0	2	.000	1	1	1.000	1	2	3	3.1	0	0	1	0	0	0	7	12.9	
Pacific	01/07/17	*	25	4	10	.400	3	7	.429	4	4	1.000	0	7	7	3.4	1	0	3	0	0	0	15	13.1	
San Francisco	01/12/17	*	32	1	5	.200	0	3	.000	5	6	.833	0	3	3	3.3	2	0	3	2	0	1	7	12.7	
at San Diego	01/14/17	*	35	8	18	.444	6	12	.500	5	6	.833	0	2	2	3.3	3	0	2	2	0	1	27	13.5	
Pepperdine	01/19/17	*	20	3	7	.429	1	3	.333	1	2	.500	0	1	1	3.2	4	0	6	2	1	1	8	13.2	
at Pacific	01/21/17	*	36	6	11	.545	3	6	.500	1	3	.333	0	3	3	3.1	4	0	5	4	0	2	16	13.3	
at Santa Clara	01/26/17	*	32	4	12	.333	1	6	.167	6	7	.857	0	1	1	3.0	2	0	3	4	0	2	15	13.4	
Loyola Marymount	01/28/17	*	35	6	11	.545	3	7	.429	4	8	.500	0	4	4	3.1	3	0	1	6	0	0	19	13.7	
Gonzaga	02/02/17	*	34	8	19	.421	4	9	.444	9	10	.900	0	2	2	3.0	0	0	1	1	1	0	29	14.3	
Portland	02/04/17	*	32	4	11	.364	2	6	.333	5	6	.833	0	2	2	3.0	3	0	1	2	1	1	15	14.3	
at Pepperdine	02/09/17																								
at San Francisco	02/11/17																								
San Diego	02/16/17																								
Saint Mary's	02/18/17																								
at Portland	02/23/17																								
at Gonzaga	02/25/17																								
Totals			25	782	113	263	.430	55	139	.396	77	98	.786	6	69	75	3.0	52	0	80	58	3	28	358	14.3

CAREER STATISTICS (ALL GAMES)

Year	GP	GS	Min	Avg	FG	FGA	Pct	3FG	FGA	Pct	FT	FTA	Pct	Off	Def	TR	Avg	PF	FO	A	TO	Blk	Stl	Pts	Avg
2016-17	25	25	782	31.3	113	263	.430	55	139	.396	77	98	.786	6	69	75	3.0	52	0	80	58	3	28	358	14.3
TOTAL	25	25	782	31.3	113	263	.430	55	139	.396	77	98	.786	6	69	75	3.0	52	0	80	58	3	28	358	14.3

CAREER STATISTICS (CONFERENCE GAMES)

Year	GP	GS	Min	Avg	FG	FGA	Pct	3FG	FGA	Pct	FT	FTA	Pct	Off	Def	TR	Avg	PF	FO	A	TO	Blk	Stl	Pts	Avg
2016-17	12	12	377	31.4	60	133	.451	30	72	.417	45	59	.763	1	34	35	2.9	26	0	36	29	3	8	195	16.3
TOTAL	12	12	377	31.4	60	133	.451	30	72	.417	45	59	.763	1	34	35	2.9	26	0	36	29	3	8	195	16.3

#31 • BRAIDEN SHAW
6-9 • 210 • SO • FORWARD



EAGLE, IDAHO
EAGLE HS

2016-17 SEASON — PPG: 1.7 RPG: 1.9 APG: 0.1 BPG: 0.1 SPG: 0.4 FG%: .600 3FG%: .000 FT%: .444

2016-17 • Sophomore

- Totaled 4 points, 5 rebounds and 1 steal vs. Pepperdine
- Had 2 points and a career-best 6 boards vs. Santa Clara
- Scored 4 points and had 1 rebound and 1 assist vs. Idaho State
- Scored a career-best 10 points and had 5 rebounds against Utah State; shot 4 of 4 from the field and 2 of 2 from the free-throw line
- Scored 4 points on 2 of 2 shooting vs. Utah Valley

2015-16 • Freshman

- Played in 19 games
- Posted season highs of 3 points (Adams State), 3 rebounds (twice), 1 assist (3 times), 2 steals (San Diego) and 1 block (San Diego)
- Shot 50.0 percent from the field

Before BYU

- Played for Tom Seifert at Eagle High School
- Named second-team 5A All-Southern Idaho by the Idaho Statesman as a senior
- Averaged 15 points, 11 rebounds, 4 assists and 2 blocks as a senior
- Named the top recruit in the state of Idaho in the class of 2013 by ESPN.com
- Named to the 5A All-State Second Team by the Idaho Statesman
- Earned All-Southern Idaho Conference and SIC All-Academic Team honors
- Averaged 14 points and 9 rebounds as a junior at Eagle High School
- Also recruited by Boise State, Utah State and Utah
- Played for Hoop Dreams Idaho travel team coached by Ed Boyce

Personal

- Wife's name is Morgan
- Parents are Kelly and Launette Shaw
- Has two brothers and two sisters
- Served a mission for The Church of Jesus Christ of Latter-day Saints in Sacramento
- Father Kelly Shaw played for BYU's junior varsity squad in the 1980s

2016-17 SEASON HIGHS

PTS	10 vs. Utah State – 11/30/16
1st H	8 vs. Utah State – 11/30/16
2nd H	4 (2x) vs. Pepperdine – 01/19/17
REB	6 vs. Santa Clara – 12/29/16
AST	1 (3x) last at LMU – 12/31/16
STL	2 (2x) last at Pacific – 01/21/17
BLK	1 vs. Pacific – 01/07/17
FGM	4 vs. Utah State – 11/30/16
FGA	4 (2x) last vs. Idaho State – 12/20/16
3PM	–
3PA	–
FTM	3 at LMU – 12/31/16
FTA	6 at LMU – 12/31/16

CAREER HIGHS

PTS	10 vs. Utah State – 11/30/16
1st H	8 vs. Utah State – 11/30/16
2nd H	4 (2x) vs. Pepperdine – 01/19/17
REB	6 vs. Santa Clara – 12/29/16
AST	1 (6x) last at LMU – 12/31/16
STL	2 (3x) last at Pacific – 01/21/17
BLK	1 (2x) last vs. Pacific – 01/07/17
FGM	4 vs. Utah State – 11/30/16
FGA	4 (2x) last vs. Idaho State – 12/20/16
3PM	–
3PA	–
FTM	3 at LMU – 12/31/16
FTA	6 at LMU – 12/31/16

MISCELLANEOUS

	16-17	Career
Double-Figure Points	1 (1-0)	1 (1-0)
20-plus Points	–	–
Double-Figure Reb	–	–
Double-Doubles	–	–
3-plus Steals	–	–
3-plus Blocks	–	–
3-plus 3-point FG	–	–
Scoring Leader	–	–
Rebound Leader	–	–
Assist Leader	–	–

2016-17 GAME-BY-GAME

Opponent	Date	GS	Min	FG	FGA	Pct	3FG	FGA	Pct	FT	FTA	Pct	Off	Def	TR	Avg	PF	FO	A	TO	Blk	Stl	Pts	Avg	
Princeton	11/14/16																								
DNP																									
Coppin State	11/17/16		8	1	1	1.000	0	0	.000	0	0	.000	1	1	2	2.0	2	0	0	1	0	0	2	2.0	
Coastal Carolina	11/19/16		2	0	0	.000	0	0	.000	0	0	.000	0	1	1	1.5	0	0	0	0	0	0	0	1.0	
vs. Saint Louis	11/21/16		2	1	3	.333	0	0	.000	0	0	.000	0	0	0	1.0	0	0	0	0	0	0	2	1.3	
vs. Valparaiso	11/23/16		4	0	0	.000	0	0	.000	2	2	1.000	1	1	2	1.3	0	0	0	0	0	1	2	1.5	
Utah Valley	11/26/16		3	2	2	1.000	0	0	.000	0	0	.000	1	0	1	1.2	0	0	0	0	0	1	4	2.0	
vs. Utah State	11/30/16		14	4	4	1.000	0	0	.000	2	2	1.000	4	1	5	1.8	1	0	1	1	0	0	10	3.3	
vs. USC	12/03/16		9	0	0	.000	0	0	.000	0	2	.000	0	2	2	1.9	2	0	0	0	0	0	0	2.9	
Weber State	12/07/16																								
DNP																									
Colorado	12/10/16		1	0	0	.000	0	0	.000	0	0	.000	0	0	0	1.6	1	0	0	0	0	0	0	2.5	
vs. Illinois	12/17/16		8	0	1	.000	0	0	.000	0	0	.000	1	1	2	1.7	2	0	0	0	0	1	0	2.2	
Idaho State	12/20/16		13	2	4	.500	0	0	.000	0	0	.000	0	1	1	1.6	0	0	1	1	0	0	4	2.4	
CSU Bakersfield	12/22/16		8	0	0	.000	0	0	.000	0	0	.000	1	1	2	1.6	1	0	0	1	0	1	0	2.2	
Santa Clara	12/29/16		16	1	2	.500	0	0	.000	0	2	.000	2	4	6	2.0	3	0	0	0	0	0	2	2.2	
at Loyola Marymount	12/31/16		8	0	0	.000	0	0	.000	3	6	.500	2	2	4	2.2	2	0	1	1	0	0	3	2.2	
at Saint Mary's	01/05/17		7	0	1	.000	0	0	.000	0	0	.000	0	1	1	2.1	0	0	0	0	0	0	0	2.1	
Pacific	01/07/17		12	0	1	.000	0	0	.000	1	4	.250	1	3	4	2.2	3	0	0	0	1	2	1	2.0	
San Francisco	01/12/17		3	0	0	.000	0	0	.000	0	0	.000	0	2	2	2.2	0	0	0	0	0	0	0	1.9	
at San Diego	01/14/17		4	1	2	.500	0	0	.000	0	0	.000	0	1	1	2.1	2	0	0	1	0	0	2	1.9	
Pepperdine	01/19/17		8	2	3	.667	0	0	.000	0	0	.000	2	3	5	2.3	1	0	0	0	0	1	4	2.0	
at Pacific	01/21/17		8	1	1	1.000	0	0	.000	0	0	.000	0	1	1	2.2	0	0	0	0	0	2	2	2.0	
at Santa Clara	01/26/17		3	0	0	.000	0	0	.000	0	0	.000	0	0	0	2.1	1	0	0	0	0	0	0	1.9	
Loyola Marymount	01/28/17		3	0	0	.000	0	0	.000	0	0	.000	0	0	0	2.0	2	0	0	0	0	0	0	1.8	
Gonzaga	02/02/17		3	0	0	.000	0	0	.000	0	0	.000	0	0	0	1.9	0	0	0	0	0	0	0	1.7	
Portland	02/04/17																								
DNP																									
at Pepperdine	02/09/17																								
at San Francisco	02/11/17																								
San Diego	02/16/17																								
Saint Mary's	02/18/17																								
at Portland	02/23/17																								
at Gonzaga	02/25/17																								
Totals			0	147	15	25	.600	0	0	.000	8	18	.444	16	26	42	1.9	23	0	3	6	1	9	38	1.7

CAREER STATISTICS (ALL GAMES)

Year	GP	GS	Min	Avg	FG	FGA	Pct	3FG	FGA	Pct	FT	FTA	Pct	Off	Def	TR	Avg	PF	FO	A	TO	Blk	Stl	Pts	Avg
2015-16	19	0	56	2.9	3	6	.500	0	0	.000	6	12	.500	5	10	15	0.8	9	0	3	3	1	4	12	0.6
2016-17	22	0	147	6.7	15	25	.600	0	0	.000	8	18	.444	16	26	42	1.9	23	0	3	6	1	9	38	1.7
TOTAL	41	0	203	5.0	18	31	.581	0	0	.000	14	30	.467	21	36	57	1.4	32	0	6	9	2	13	50	1.2

CAREER STATISTICS (CONFERENCE GAMES)

Year	GP	GS	Min	Avg	FG	FGA	Pct	3FG	FGA	Pct	FT	FTA	Pct	Off	Def	TR	Avg	PF	FO	A	TO	Blk	Stl	Pts	Avg
2015-16	12	0	30	2.5	2	3	.667	0	0	.000	3	6	.500	5	5	10	0.8	7	0	2	3	1	3	7	0.6
2016-17	11	0	75	6.8	5	10	.500	0	0	.000	4	12	.333	7	17	24	2.2	14	0	1	2	1	5	14	1.3
TOTAL	23	0	105	4.6	7	13	.538	0	0	.000	7	18	.389	12	22	34	1.5	21	0	3	5	2	8	21	0.9

#40 • JAMAL AYTES
6-6 • 235 • JR • FORWARD



SAN DIEGO, CALIFORNIA
UNLV

2016-17 SEASON — PPG: 2.8 RPG: 1.4 APG: 0.2 BPG: 0.1 SPG: 0.0 FG%: .564 3FG%: .000 FT%: .700

2016-17 • Junior

- Hit 3 of 5 from the field for 6 points and 4 rebounds vs. Pepperdine
- Shot 4 of 4 from the field for 8 points and added 2 rebounds and 1 block vs. Santa Clara
- Scored a career-best 12 points on 4 of 4 shooting from the field and 4 of 4 shooting from the free-throw line and had 5 boards vs. Saint Louis
- Had 4 points and 3 rebounds vs. Coastal Carolina
- Against Coppin State hit 3 of 3 from the field for 7 points
- Saw action in the opener against Princeton

2015-16 • Sophomore

- Played in 22 games
- Posted season highs of 11 points (Adams State), 6 rebounds (New Mexico), 1 steal (Santa Clara) and 1 block (Santa Clara)
- Shot 4 of 5 from the field for 8 points and 4 boards at Long Beach State
- Hit 5 of 7 from the field for 11 points against Adams State
- At the Diamond Head Classic averaged 7.0 points and shot 9 of 15 from the field

In 2014-15 • Redshirt

- Missed the season due to an ankle injury

In 2013-14 • Freshman/Transfer

- Played the fall semester at UNLV
- Transferred to BYU in January 2014 and sat out the rest of the season due to NCAA transfer rules

Before BYU

- Played for Joedy Gardner at JSerra Catholic High School in San Juan Capistrano, Calif.
- As a senior, averaged 17 points and 10 rebounds
- Named to the All-CIF Southern Division 4AA Team
- Ranked No. 66 nationally among power forwards by ESPN.com in the class of 2013
- Played AAU ball for the Dream Vision, coached by Clayton Williams
- Named MVP at the adidas Exclusive Run
- Played for UNLV in the fall of 2013 and averaged 2.8 points in 9.3 minutes

Personal

- Son of Franklin and Jacqueline Aytes
- Has six siblings: Franklin, Candace, Bianca, Rashaun, Malik and Jazzele

2016-17 SEASON HIGHS

PTS	12 vs. Saint Louis – 11/19/16
1st H	8 vs. Santa Clara – 12/29/16
2nd H	6 (2x) vs. Pepperdine – 01/19/17
REB	5 vs. Saint Louis – 11/19/16
AST	2 vs. Weber State – 12/7/16
STL	–
BLK	1 (3x) last vs. Santa Clara – 12/29/16
FGM	4 (2x) last vs. Santa Clara – 12/29/16
FGA	5 vs. Pepperdine – 01/19/17
3PM	–
3PA	–
FTM	4 vs. Saint Louis – 11/19/16
FTA	4 (3x) last at San Diego – 01/14/17

CAREER HIGHS

PTS	12 vs. Saint Louis – 11/19/16
1st H	8 vs. Santa Clara – 12/29/16
2nd H	9 vs. Adams State – 11/20/15
REB	6 vs. New Mexico – 12/23/15
AST	2 vs. Weber State – 12/07/16
STL	1 vs. Santa Clara – 01/07/16
BLK	1 (4x) last vs. Santa Clara – 12/29/16
FGM	5 vs. Adams State – 11/20/15
FGA	7 vs. Adams State – 11/20/15
3PM	–
3PA	–
FTM	4 vs. Saint Louis – 11/19/16
FTA	4 (5x) last at San Diego – 1/14/17

MISCELLANEOUS

	16-17	Career
Double-Figure Points	1 (1-0)	2 (2-0)
20-plus Points	–	–
Double-Figure Reb	–	–
Double-Doubles	–	–
3-plus Steals	–	–
3-plus Blocks	–	–
3-plus 3-point FG	–	–
Scoring Leader	–	–
Rebound Leader	–	1 (1-0)
Assist Leader	–	–

2016-17 GAME-BY-GAME

Opponent	Date	GS	Min	FG	FGA	Pct	3FG	FGA	Pct	FT	FTA	Pct	Off	Def	TR	Avg	PF	FO	A	TO	Blk	Stl	Pts	Avg	
Princeton	11/14/16		0	0	0	.000	0	0	.000	0	0	.000	0	1	1	1.0	0	0	0	0	0	0	0	0.0	
Coppin State	11/17/16		11	3	3	1.000	0	0	.000	1	2	.500	2	0	2	1.5	4	0	0	1	1	0	7	3.5	
Coastal Carolina	11/19/16		11	2	3	.667	0	0	.000	0	0	.000	1	2	3	2.0	1	0	0	0	0	0	4	3.7	
vs. Saint Louis	11/21/16		13	4	4	1.000	0	0	.000	4	4	1.000	1	4	5	2.8	2	0	1	1	0	0	12	5.8	
vs. Valparaiso	11/23/16		10	1	2	.500	0	0	.000	3	4	.750	1	0	1	2.4	0	0	0	0	0	0	5	5.6	
Utah Valley	11/26/16		5	0	2	.000	0	0	.000	0	0	.000	0	1	1	2.2	2	0	1	0	0	0	0	4.7	
vs. Utah State	11/30/16		10	1	3	.333	0	0	.000	0	0	.000	2	1	3	2.3	2	0	1	0	0	0	2	4.3	
vs. USC	12/03/16		7	1	1	1.000	0	0	.000	0	0	.000	0	1	1	2.1	2	0	0	0	0	0	2	4.0	
Weber State	12/07/16		6	1	2	.500	0	0	.000	0	0	.000	1	0	1	2.0	0	0	2	1	0	0	2	3.8	
Colorado	12/10/16		3	0	0	.000	0	0	.000	0	0	.000	0	1	1	1.9	1	0	0	1	0	0	0	3.4	
vs. Illinois	12/17/16		7	0	1	.000	0	0	.000	1	2	.500	0	0	0	1.7	1	0	0	1	0	0	1	3.2	
Idaho State	12/20/16		6	1	1	.250	0	0	.000	2	2	1.000	0	0	0	1.6	1	0	0	0	0	0	4	3.3	
CSU Bakersfield	12/22/16		13	1	2	.500	0	0	.000	0	0	.000	0	2	2	1.6	2	0	0	0	1	0	2	3.2	
Santa Clara	12/29/16		10	4	4	1.000	0	0	.000	0	1	.000	1	1	2	1.6	2	0	0	1	1	0	8	3.5	
at Loyola Marymount	12/31/16		3	0	2	.000	0	0	.000	0	0	.000	0	0	0	1.5	0	0	0	0	0	0	0	3.3	
at Saint Mary's	01/05/17																								
Pacific	01/07/17																								
San Francisco	01/12/17		2	0	0	.000	0	0	.000	0	0	.000	0	0	0	1.4	0	0	0	0	0	0	0	3.1	
at San Diego	01/14/17		6	0	0	.000	0	0	.000	3	4	.750	2	0	2	1.5	1	0	0	0	0	0	3	3.1	
Pepperdine	01/19/17		11	3	5	.600	0	0	.000	0	1	.000	2	2	4	1.6	2	0	0	3	0	0	6	3.2	
at Pacific	01/21/17		2	0	0	.000	0	0	.000	0	0	.000	0	0	0	1.5	2	0	0	1	0	0	0	3.1	
at Santa Clara	01/26/17		4	0	1	.000	0	0	.000	0	0	.000	0	0	0	1.5	0	0	0	1	0	0	0	2.9	
Loyola Marymount	01/28/17																								
Gonzaga	02/02/17																								
Portland	02/04/17		3	0	0	.000	0	0	.000	0	0	.000	0	0	0	1.4	0	0	0	0	0	0	0	2.8	
at Pepperdine	02/09/17																								
at San Francisco	02/11/17																								
San Diego	02/16/17																								
Saint Mary's	02/18/17																								
at Portland	02/23/17																								
at Gonzaga	02/25/17																								
Totals			0	143	22	39	.564	0	0	.000	14	20	.700	13	16	29	1.4	25	0	5	11	3	0	58	2.8

CAREER STATISTICS (ALL GAMES)

Year	GP	GS	Min	Avg	FG	FGA	Pct	3FG	FGA	Pct	FT	FTA	Pct	Off	Def	TR	Avg	PF	FO	A	TO	Blk	Stl	Pts	Avg
2015-16	22	0	186	8.5	28	52	.538	0	0	.000	11	22	.500	11	24	35	1.6	29	0	3	16	1	1	67	3.0
2016-17	21	0	143	6.8	22	39	.564	0	0	.000	14	20	.700	13	16	29	1.4	25	0	5	11	3	0	58	2.8
TOTAL	43	0	329	7.7	50	91	.549	0	0	.000	25	42	.595	24	40	64	1.5	54	0	8	27	4	1	125	2.9

CAREER STATISTICS (CONFERENCE GAMES)

Year	GP	GS	Min	Avg	FG	FGA	Pct	3FG	FGA	Pct	FT	FTA	Pct	Off	Def	TR	Avg	PF	FO	A	TO	Blk	Stl	Pts	Avg
2015-16	13	0	67	5.2	8	22	.364	0	0	.000	4	7	.571	6	13	19	1.5	9	0	1	9	1	1	20	1.5
2016-17	8	0	41	5.1	7	12	.583	0	0	.000	3	6	.500	5	3	8	1.0	7	0	0	6	1	0	17	2.1
TOTAL	21	0	108	5.1	15	34	.441	0	0	.000	7	13	.538	11	16	27	1.3	16	0	1	15	2	1	37	1.8

#44 • CORBIN KAUFUSI
6-10 • 260 • JR • CENTER



PROVO, UTAH
TIMPVIEW HS

2016-17 SEASON — PPG: 0.7 RPG: 0.7 APG: 0.0 BPG: 0.2 SPG: 0.1 FG%: .333 3FG%: .000 FT%: .286

2016-17 • Junior

- Scored a season-best 5 points to go with 2 boards vs. Pepperdine
- Played on the defensive line on the BYU football team
- Made his basketball debut against Santa Clara

2015-16 • Sophomore

- Named the Best Conditioned Post Player at the team banquet
- Played in 36 games and started 23
- Posted season highs of 17 points (Long Beach State), 10 rebounds (twice), 2 assists (San Diego), 2 steals (twice) and 4 blocks (twice)
- Had the 4th highest field goal percentage in a single season at BYU
- Scored in double figures 7 times, had double digit rebounds twice and had 2 double-doubles
- Had 3-plus blocks 4 times
- Led the team in scoring once and rebounds twice
- Had a double-double at Long Beach State with 17 points, 10 rebounds and 3 blocks
- Had a streak of 3-straight games with double figure scoring

- Had 7 points, 7 boards, 1 assist, 2 blocks and 2 steals vs. Santa Clara in the WCC tournament
- Scored a career-best 9 points and added 6 rebounds vs. Portland in the WCC tournament
- Had 3-plus blocks 3 times and led the team in rebounds once

Before BYU

- Coached by Perry Wildeboer at Timpview High School
- As a junior averaged 11.6 points while helping Timpview to a record of 19-6
- As a sophomore helped Timpview win the 4A state title and finish with a record of 19-7
- Played in the 2011 All-Valley Basketball All-Star Classic
- Played football and helped Timpview win state titles in 2008 and 2009
- Second-team all-state in football in 2011
- A member of the National Honor Society and a four-year academic honoree

Personal

- Also plays on the defensive line for the BYU football team
- Parents are Steve (an assistant coach on the BYU football team) and Michelle and has four siblings
- Brother Bronson played football (2012-15) at BYU and played basketball for the Cougars in 2012-13
- Bronson currently plays for the Baltimore Ravens in the NFL
- Served a two-year mission for The Church of Jesus Christ of Latter-day Saints in South Korea
- An Eagle Scout

In 2014-15 • Freshman

- Played in 34 games and started the final 13 of the season
- Posted season highs of 9 points (Portland), 9 rebounds (Gonzaga), 1 assist (3 times), 2 steals (3 times) and 4 blocks (Saint Mary's)
- Had the 3rd-most blocks by a BYU freshman with 34 and the fifth-best blocks per game average by a BYU freshman at 1.0
- Totaled 8 points, 6 rebounds and 2 blocks vs. Chaminade
- Posted 7 points, 6 rebounds, 3 blocks and 2 steals at Gonzaga

2016-17 SEASON HIGHS

PTS	5 vs. Pepperdine – 01/19/17
1st H	3 vs. Pepperdine – 01/19/17
2nd H	2 vs. Pepperdine – 01/19/17
REB	2 (2x) last vs. Pepperdine – 01/19/17
AST	–
STL	1 vs. Pepperdine – 1/19/17
BLK	2 at Pacific – 1/21/17
FGM	2 vs. Pepperdine – 1/19/17
FGA	3 vs. Pepperdine – 1/19/17
3PM	–
3PA	–
FTM	1 (2x) last at Pacific – 01/21/17
FTA	4 vs. Pepperdine – 1/19/17

CAREER

PTS	17 at LBSU – 11/16/15
1st H	9 (2x) last vs. MVSU – 11/25/15
2nd H	9 at Santa Clara – 02/13/16
REB	10 (2x) last at San Francisco – 02/11/16
AST	2 vs. San Diego – 02/20/16
STL	2 (5x) last vs. Gonzaga – 03/07/16
BLK	4 (3x) last vs. MVSU – 11/25/15
FGM	7 (2x) last vs. Adams State – 11/20/15
FGA	10 at LBSU – 11/16/15
3PM	–
3PA	–
FTM	8 vs. Pepperdine – 01/30/16
FTA	10 (2x) last at San Francisco – 02/11/16

MISCELLANEOUS

	16-17	Career
Double-Figure Points	–	7 (6-1)
20-plus Points	–	–
Double-Figure Reb	–	2 (1-1)
Double-Doubles	–	2 (1-1)
3-plus Steals	–	–
3-plus Blocks	–	7 (6-1)
3-plus 3-point FG	–	–
Scoring Leader	–	1 (0-1)
Rebound Leader	–	3 (1-2)
Assist Leader	–	–

2016-17 GAME-BY-GAME

Opponent	Date	GS	Min	FG	FGA	Pct	3FG	FGA	Pct	FT	FTA	Pct	Off	Def	TR	Avg	PF	FO	A	TO	Blk	Stl	Pts	Avg			
Princeton	11/14/16																										
Coppin State	11/17/16																										
Coastal Carolina	11/19/16																										
vs. Saint Louis	11/21/16																										
vs. Valparaiso	11/23/16																										
Utah Valley	11/26/16																										
vs. Utah State	11/30/16																										
vs. USC	12/03/16																										
Weber State	12/07/16																										
Colorado	12/10/16																										
vs. Illinois	12/17/16																										
Idaho State	12/20/16																										
CSU Bakersfield	12/22/16																										
Santa Clara	12/29/16			4	0	1	.000	0	0	0	0	.000	0	0	0	0.0	2	0	0	0	0	0	0	0.0			
at Loyola Marymount	12/31/16			1	0	0	.000	0	0	0	0	.000	0	0	0	0.0	0	0	0	0	0	0	0	0.0			
at Saint Mary's	01/05/17			5	0	0	.000	0	0	0	0	.000	0	0	0	0.0	0	0	0	0	0	0	0	0.0			
Pacific	01/07/17			7	0	1	.000	0	0	0	0	.000	0	1	.000	0	2	2	0.5	2	0	0	3	0	0.0		
San Francisco	01/12/17																										
at San Diego	01/14/17																										
Pepperdine	01/19/17			6	2	3	.667	0	0	0	0	.000	1	4	.250	1	1	2	0.8	1	0	0	0	0	1	5	1.0
at Pacific	01/21/17			7	0	1	.000	0	0	0	0	.000	1	2	.500	0	1	1	0.8	0	0	0	1	2	0	1	1.0
at Santa Clara	01/26/17			1	0	0	.000	0	0	0	0	.000	0	0	0	0	1	1	0.9	1	0	0	2	0	0	0	0.9
Loyola Marymount	01/28/17																										
Gonzaga	02/02/17			7	0	0	.000	0	0	0	0	.000	0	0	0	0	0	0	0.8	3	0	0	0	0	0	0	0.8
Portland	02/04/17			2	0	0	.000	0	0	0	0	.000	0	0	0	0	0	0	0.7	1	0	0	0	0	0	0	0.7
at Pepperdine	02/09/17																										
at San Francisco	02/11/17																										
San Diego	02/16/17																										
Saint Mary's	02/18/17																										
at Portland	02/23/17																										
at Gonzaga	02/25/17																										
Totals				0	40	2	.333	0	0	.000	92	156	.590	120	180	300	3.8	225	8	13	77	78	25	326	4.1		

CAREER STATISTICS (ALL GAMES)

Year	GP	GS	Min	Avg	FG	FGA	Pct	3FG	FGA	Pct	FT	FTA	Pct	Off	Def	TR	Avg	PF	FO	A	TO	Blk	Stl	Pts	Avg
2014-15	34	13	560	16.5	36	64	.563	0	0	.000	43	70	.614	57	76	133	3.9	117	5	3	34	34	11	115	3.4
2015-16	36	23	579	16.1	79	129	.612	0	0	.000	47	79	.595	62	99	161	4.5	98	3	10	37	42	13	205	5.7
2016-17	9	0	40	4.4	2	6	.333	0	0	.000	2	7	.286	1	5	6	0.7	10	0	0	6	2	1	6	0.7
TOTAL	79	36	1179	14.9	117	199	.588	0	0	.000	92	156	.590	120	180	300	3.8	225	8	13	77	78	25	326	4.1

CAREER STATISTICS (CONFERENCE GAMES)

Year	GP	GS	Min	Avg	FG	FGA	Pct	3FG	FGA	Pct	FT	FTA	Pct	Off	Def	TR	Avg	PF	FO	A	TO	Blk	Stl	Pts	Avg
2014-15	18	9	319	17.7	18	32	.563	0	0	.000	16	28	.571	29	41	70	3.9	69	4	1	12	24	4	52	2.9
2015-16	18	6	262	14.6	29	47	.617	0	0	.000	30	47	.638	30	54	84	4.7	45	0	4	14	17	3	88	4.9
2016-17	9	0	40	4.4	2	6	.333	0	0	.000	2	7	.286	1	5	6	0.7	10	0	0	6	2	1	6	0.7
TOTAL	45	15	621	13.8	49	85	.576	0	0	.000	48	82	.585	60	100	160	3.6	124	4	5	32	43	8	146	3.2

5 players scored in double figures
01/07/17 vs. Pacific, Elijah Bryant 17, Eric Mika 17, TJ Haws 15, Yoeli Childs 14, Nick Emery 12

6 players scored in double figures
02/25/16 vs. Portland, Fischer 21, Emery 18, Collinsworth 14, Chatman 13, Davis 11, Seljaas 10

No players scored in double figures
02/21/05 at Air Force, 39-70 L

One player recorded a double-double
02/04/17 vs. Portland
Eric Mika, 23 points, 12 rebounds
Yoeli Childs, 15 points, 10 rebounds

Two players recorded a double-double
02/04/17 vs. Portland
Eric Mika, 23 points, 12 rebounds
Yoeli Childs, 15 points, 10 rebounds

One player recorded a triple-double
03/16/16 vs. UAB
Kyle Collinsworth, 19 points, 10 rebounds, 12 assists

Two double-digit rebounders
02/04/17 vs. Portland
Eric Mika 12, Yoeli Childs 10

Six players had 5 or more rebounds
11/30/16 vs. Utah State, Childs 12, Rose 9, Mika 7, Emery 6, Guinn 6, Shaw 5

Five players had 6 or more rebounds
12/29/16 vs. Santa Clara, Mika 9, Rose 9, Childs 7, Haws 6, Shaw 6

Four players had 9 or more rebounds
12/30/06 vs. Seton Hall, Cummarad 12, Plaisted 9, Young 9, Ainge 9

Two players fouled out
02/02/17 vs. Gonzaga
Elijah Bryant, Nick Emery

Three or more players fouled out
01/03/09 vs. Wake Forest
Chris Miles, Gavin MacGregor, Charles Abouo

A BYU player received a technical foul
01/21/17 at Pacific, TJ Haws

An opponent player received a technical foul
01/28/17 vs. LMU, Buay Tuach

BYU coach received a technical foul
03/10/15 vs. Gonzaga, Dave Rose

An opponent coach received a technical foul
01/29/15 vs. San Francisco, Rex Walters

A BYU player ejected from a game
12/02/15 at Utah, Nick Emery (flagrant 2 foul)

An opponent player ejected from a game
02/01/14 vs. Saint Mary's, Garrett Jackson (flagrant 2 foul)

A coach ejected from the game
11/30/05 vs. Lamar (at Delta Center)
Lamar coach Billy Tubbs (2 technical fouls)

AT LEAST two players scored 20+ points
11/26/16 vs. Utah Valley, Emery 37, Mika 22

Three players scored 20+ points
01/09/16 vs. San Francisco, Fischer 25, Emery 21, Seljaas 20

Four players scored 20+ points
01/13/79 vs. New Mexico, D. Ainge-27, Scott Runia-25, Devin Durrant-20, Alan Taylor-20

Two players scored 25+ points
11/28/15 vs. Belmont, Emery 27, Collinsworth 26

A player scored 30+ points
01/12/17 vs. San Francisco, Eric Mika 31

A player scored 40+ points
12/23/15 vs. New Mexico, Chase Fischer 41

A player attempted 20 or more field goals
11/26/16 vs. Utah Valley, Nick Emery 28

A player had 5 or more steals
01/05/17 at Saint Mary's, Nick Emery 5

A player had double-digit assists
03/18/16 vs. Virginia Tech, Kyle Collinsworth 10

A player made double-digit free throws
02/04/17 vs. Portland, Eric Mika (13-19)

A player shot 100% at the free throw line (min. 8 atts)
02/06/16 vs. Pacific, Chase Fischer (14-14)

A player shot 100% from the floor (min. 5 atts)
11/26/16 vs. Utah Valley, Eric Mika (8-8)

A player shot 100% on threes (min. 3 atts)
11/23/16 vs. Valparaiso, Davin Guinn (3-3)

Did not make a three
03/08/14 vs. Loyola Marymount (0-12) W

Last time opponent did not make a three
02/20/16 vs. San Diego (0-20) W

BYU had six or fewer turnovers
01/05/17 at Saint Mary's, 3 L

BYU committed 25-plus turnovers
12/15/07 vs. Pepperdine, 29 W

BYU committed 11 or less team fouls in a game
11/19/16 vs. Coastal Carolina, 11 W

BYU scored 90 points
11/26/16 vs. Utah Valley, 101 L

BYU scored 100 points
11/26/16 vs. Utah Valley, 101 L

BYU scored 110 points
02/11/16 at San Francisco, 114 W

BYU scored less than 50 points in a game
1/15/08 at UNLV 41-70 L

Held opponent to less than 50 points in a game
02/20/16 vs. San Diego 91-33 W

BYU scored less than 40 points in a game
2/21/05 at Air Force 39-70 L

Held opponent to less than 40 points in a game
02/20/16 vs. San Diego 91-33 W

Shot 60% from the field
01/03/15 at San Francisco (.600) 33-55

Opponent shot 60% from the field
12/22/05 at Utah State (.600) 36-60

Shot 70% from the field in a half
02/20/16 vs. San Diego (.714) 20-28

Did not miss a 2-point FG attempt in a half
02/23/04 vs. Air Force, 13-13 inside the arc, (14-17, .824 overall)

Shot less than 30% from the field
02/21/05 at Air Force, (.280), 14-50

Shot 100% from the free throw line
11/26/11 vs. Wisconsin (11-11)

Shot 90% from the free throw line (at least 10 attempts)
12/25/15 vs. Northern Iowa, (.905), 19-21

Shot less than 50% from the free throw line
11/16/15 at Long Beach State, (.381), 8-21

Shot 60% on 3-pointers
02/11/16 at San Francisco (.630), 17-27

Shot 70% on 3-pointers
12/11/13 vs. Prairie View A&M (.714), 10-14

Opponent scored less than 20 points in the 1st half
02/20/16 vs. San Diego, 11 (39-11, 91-33 W)

Opponent scored less than 20 points in the 2nd half
01/10/13 vs. Pepperdine, 16 (46-16, 76-51 W)

BYU scored less than 20 points in the 1st half
02/21/05 at Air Force, 13 (BYU trailed 13-37)

BYU scored less than 20 points in the 2nd half
01/15/00 vs. Utah, 19

Opponent scored 50 or more points in a half
01/14/17 at San Diego (54, second half)

BYU scored 50 or more points in the first half
01/19/17 vs. Pepperdine, 51

BYU scored 50 or more points in the second half
12/3/16 vs. USC, 52

BYU scored 60 or more points in the first half
11/25/14 vs. Chaminade, 66

BYU scored 60 or more points in the second half
12/2/14 at Utah State, 60

Won by 60 or more points (largest margin ever)
12/22/06 vs. W. Oregon (62) 102-40

Won by 50 or more points
02/20/16 vs. San Diego (58) 91-33

Won by 40 or more points
02/20/16 vs. San Diego (58) 91-33

Won by 30 or more points
11/21/16 vs. Saint Louis (30) 92-62

Won by 25 or more points
01/19/17 vs. Pepperdine (29) 99-70

Lost by 35-plus points
11/22/04 vs. North Carolina (36) 86-50

Lost by 30-plus points
2/21/05 at Air Force (31) 39-70

Lost by 25-plus points
01/15/08 at UNLV (29) 70-41

Played an overtime game
12/22/15 vs. Harvard, 82-85 L (OT)

Won in single overtime
12/23/14 vs. UMass, 77-71 W (OT)

Lost in overtime
12/22/15 vs. Harvard, 82-85 L (OT)

Played a double OT game
11/24/14 vs. San Diego State, 87-92 L (2OT)

Played a triple OT game
01/23/14 at Portland, 114-110 L (3OT)

Won 15-straight games
2009-10 (15)

Won 10-straight games
2010-11 (10)

Lost 3-straight games
2013-14 @ Oregon, @ LMU, @ Pepperdine

Lost 4-straight games
2013-14 @ Utah, @ Oregon, @ LMU, @ Pepperdine

Lost 5-straight games
2004-05 @ UNM, @ AFA, @ Utah, UNLV, vs. UNM (at MWC)

Lost 9-straight games
1997-98

Lost 10-straight games
1996-97 (21) - school record

Played an NCAA tournament game
03/20/14 vs. Oregon-NCAA 2nd Round, 68-87

Won an NCAA tournament game
03/13/12 vs. Iona-NCAA 1st Round, 78-72

Won two NCAA tournament games
1980-81 Princeton 60-51, UCLA 78-55, Notre Dame 51-50, then lost to Virginia 60-74
2010-11 Wofford 74-66, Gonzaga 89-67

Won three NCAA Tournament games
1980-81 Princeton 60-51, UCLA 78-55, Notre Dame 51-50, then lost to Virginia 60-74

Played in the NIT
03/29/16 vs. Valparaiso, 70-72 L

Won an NIT game
03/22/16 vs. Creighton, 88-82 W

Won two NIT games
2015-16 UAB 97-79, Virginia Tech 80-77, Creighton 88-82

Won three NIT games
2015-16 Advanced to NIT semifinals
2012-13 Advanced to NIT semifinals
1965-66 NIT CHAMPIONS
1950-51 NIT CHAMPIONS

Won a conference tournament
2000-01

Won a regular season conference title
2010-11

Won a conference regular season outright
2007-08

Defeated a ranked team
02/04/16 vs. Saint Mary's (rv/25), 70-59

Defeated a ranked team at home
02/04/16 vs. Saint Mary's (rv/25), 70-59

Defeated a ranked team on the road
01/15/16 at Gonzaga (25/21), 69-68

Was ranked in the top 25 AP Poll
03/14/11 Ranked 10th

Was ranked in the top 25 Coaches Poll
03/29/11 Ranked 13th

Finished season ranked in the top 25 polls
2010-11 10th (AP), 13th (Coaches)

Official Basketball Box Score -- Game Totals -- Final Statistics Princeton vs BYU 11/14/16 8:01 p.m. at Provo, Utah, Marriott Center

Princeton 73 • 0-1

Table with 14 columns: Player, FG-FGA, 3-PT, FT-FTA, Rebounds (Off, Def, Tot), PF, TP, A, TO, Blk, Stl, Min. Lists stats for 35 players and team totals.

FG % 1st Half: 13-36 36.1% 2nd half: 14-36 38.9% Game: 27-72 37.5% 3FG % 1st Half: 6-21 28.6% 2nd half: 4-14 28.6% Game: 10-35 28.6% FT % 1st Half: 3-4 75.0% 2nd half: 6-8 75.0% Game: 9-15 60.0%

BYU 82 • 1-0

Table with 14 columns: Player, FG-FGA, 3-PT, FT-FTA, Rebounds (Off, Def, Tot), PF, TP, A, TO, Blk, Stl, Min. Lists stats for 24 players and team totals.

FG % 1st Half: 13-28 46.4% 2nd half: 11-32 34.4% Game: 24-60 40.0% 3FG % 1st Half: 2-11 18.2% 2nd half: 2-5 40.0% Game: 4-16 25.0% FT % 1st Half: 16-18 88.9% 2nd half: 14-23 60.9% Game: 30-41 73.2%

Officials: Michael Irving, Gregory Nixon, Jimmy Casas Technical fouls: Princeton-None. BYU-None. Attendance: 15926

Score by periods table with columns: 1st, 2nd, Total. Rows for Princeton (35, 38, 73) and BYU (44, 38, 82).

Official Basketball Box Score -- Game Totals -- Final Statistics Coppin State vs BYU 11/17/16 7:05 p.m. at Provo, Utah, Marriott Center

Coppin State 59 • 0-4, 0-0

Table with 14 columns: Player, FG-FGA, 3-PT, FT-FTA, Rebounds (Off, Def, Tot), PF, TP, A, TO, Blk, Stl, Min. Lists stats for 35 players and team totals.

FG % 1st Half: 13-43 30.2% 2nd half: 8-38 21.1% Game: 21-81 25.9% 3FG % 1st Half: 3-14 21.4% 2nd half: 2-15 13.3% Game: 5-29 17.2% FT % 1st Half: 3-8 37.5% 2nd half: 9-16 56.3% Game: 12-24 50.0%

BYU 96 • 2-0, 0-0

Table with 14 columns: Player, FG-FGA, 3-PT, FT-FTA, Rebounds (Off, Def, Tot), PF, TP, A, TO, Blk, Stl, Min. Lists stats for 40 players and team totals.

FG % 1st Half: 16-33 48.5% 2nd half: 18-32 56.3% Game: 34-65 52.3% 3FG % 1st Half: 4-15 26.7% 2nd half: 5-12 41.7% Game: 9-27 33.3% FT % 1st Half: 12-14 85.7% 2nd half: 7-9 77.8% Game: 19-23 82.6%

Officials: Frank Harvey III, Kelly Pfeifer, Jim Schipper Technical fouls: Coppin State-None. BYU-None. Attendance: 12444

Score by periods table with columns: 1st, 2nd, Total. Rows for Coppin State (32, 27, 59) and BYU (48, 48, 96).

Points in Paint table with columns: In, Off, 2nd, Fast, Bench. Rows for Coppin State (24, 15, 7, 4, 29) and BYU (46, 16, 15, 17, 45).

Last FG - CSUM 2nd-01:09, BYU 2nd-02:34. Largest lead - CSUM None, BYU by 42 2nd-02:34. CSUM led for 00:00, BYU led for 39:16. Game was tied for 00:44.

Score tied - 0 times. Lead changed - 0 times.

Official Basketball Box Score -- Game Totals -- Final Statistics Coastal Carolina vs BYU 11/19/16 7:35 p.m. at Provo, Utah, Marriott Center

Coastal Carolina 65 • 1-3, 0-0

Table with 14 columns: Player, FG-FGA, 3-PT, FT-FTA, Rebounds (Off, Def, Tot), PF, TP, A, TO, Blk, Stl, Min. Lists stats for 28 players and team totals.

FG % 1st Half: 10-38 26.3% 2nd half: 16-38 42.1% Game: 26-76 34.2% 3FG % 1st Half: 1-12 8.3% 2nd half: 4-14 28.6% Game: 5-26 19.2% FT % 1st Half: 4-7 57.1% 2nd half: 4-9 44.4% Game: 8-16 50.0%

BYU 81 • 3-0, 0-0

Table with 14 columns: Player, FG-FGA, 3-PT, FT-FTA, Rebounds (Off, Def, Tot), PF, TP, A, TO, Blk, Stl, Min. Lists stats for 31 players and team totals.

FG % 1st Half: 16-35 45.7% 2nd half: 17-34 50.0% Game: 33-69 47.8% 3FG % 1st Half: 3-11 27.3% 2nd half: 4-12 33.3% Game: 7-23 30.4% FT % 1st Half: 5-9 55.6% 2nd half: 3-4 75.0% Game: 8-13 61.5%

Officials: Randy McCall, Kevin Brill, Jeff Wooten Technical fouls: Coastal Carolina-None. BYU-None. Attendance: 15003

Score by periods table with columns: 1st, 2nd, Total. Rows for Coastal Carolina (25, 40, 65) and BYU (40, 41, 81).

Last FG - CCU 2nd-00:14, BYU 2nd-03:31. Largest lead - CCU None, BYU by 24 2nd-04:17. CCU led for 00:00, BYU led for 38:57. Game was tied for 01:03.

Score tied - 0 times. Lead changed - 0 times.

Official Basketball Box Score -- Game Totals -- Final Statistics BYU vs Saint Louis 11-21-16 6:30 PM at MGM Grand Garden Arena (Las Vegas, NV)

BYU 92 • 4-0

Table with 14 columns: Player, FG-FGA, 3-PT, FT-FTA, Rebounds (Off, Def, Tot), PF, TP, A, TO, Blk, Stl, Min. Lists stats for 40 players and team totals.

FG % 1st Half: 13-28 46.4% 2nd half: 20-37 54.1% Game: 33-65 50.8% 3FG % 1st Half: 2-8 25.0% 2nd half: 1-5 20.0% Game: 3-13 23.1% FT % 1st Half: 12-15 80.0% 2nd half: 11-12 91.7% Game: 23-27 85.2%

Saint Louis 62 • 2-2

Table with 14 columns: Player, FG-FGA, 3-PT, FT-FTA, Rebounds (Off, Def, Tot), PF, TP, A, TO, Blk, Stl, Min. Lists stats for 25 players and team totals.

FG % 1st Half: 13-39 33.3% 2nd half: 11-30 36.7% Game: 24-69 34.8% 3FG % 1st Half: 4-14 28.6% 2nd half: 3-10 30.0% Game: 7-24 29.2% FT % 1st Half: 3-5 60.0% 2nd half: 4-12 33.3% Game: 7-17 41.2%

Officials: Tom O'Neill, Kelly Self, Marques Pettigrew Technical fouls: BYU-None. Saint Louis-None. Attendance: Men Who Speak Up Main Event - Heavyweight Semifinal 1

Score by periods table with columns: 1st, 2nd, Total. Rows for BYU (40, 52, 92) and Saint Louis (33, 29, 62).

Points in Paint table with columns: In, Off, 2nd, Fast, Bench. Rows for BYU (58, 18, 15, 4, 27) and Saint Louis (32, 17, 9, 2, 15).

Last FG - BYU 2nd-00:41, SLU 2nd-04:09. Largest lead - BYU by 30 2nd-00:41, SLU None. BYU led for 39:46, SLU led for 00:00. Game was tied for 00:14.

Score tied - 0 times. Lead changed - 0 times.

Official Basketball Box Score -- Game Totals -- Final Statistics
Valparaiso vs BYU
11/23/16 9:00 PM at MGM Grand Garden Arena (Las Vegas, NV)

Valparaiso 92 • 5-1

Table with columns: Player, FG-FGA, 3-FGA, FT-FTA, Rebounds (Off, Def, Tot), PF, TP, A TO Blk Stl, Min. Includes player stats for Walker, Hammink, Williams, etc.

FG % 1st Half: 15-33 45.5% 2nd half: 13-31 41.9% Game: 28-64 43.8%
3FG % 1st Half: 4-11 36.4% 2nd half: 5-12 41.7% Game: 9-23 39.1%
FT % 1st Half: 10-12 83.3% 2nd half: 17-22 77.3% Game: 27-34 79.4%

BYU 89 • 4-1

Table with columns: Player, FG-FGA, 3-FGA, FT-FTA, Rebounds (Off, Def, Tot), PF, TP, A TO Blk Stl, Min. Includes player stats for Emery, Rose, Mika, etc.

FG % 1st Half: 15-35 42.9% 2nd half: 11-25 44.0% Game: 26-60 43.3%
3FG % 1st Half: 5-13 38.5% 2nd half: 5-9 55.6% Game: 10-22 45.5%
FT % 1st Half: 11-13 84.6% 2nd half: 16-19 84.2% Game: 27-32 84.4%

Officials: Gerry Pollard, Kipp Kissinger, Larry Spaulding
Technical fouls: Valparaiso-None. BYU-HAWS, TJ.
Attendance: Men Who Speak Up Main Event - Heavyweight Championship Game

Score by periods table with columns: 1st, 2nd, Total. Shows Valparaiso 44, 48, 92 and BYU 46, 43, 89.

Points in game table with columns: In, Off, 2nd, Fast, Bench. Shows points for Valparaiso and BYU.

Last FG - BYU 2nd-00:13, BYU 2nd-00:41.
Largest lead - BYU by 8 2nd-05:29, BYU by 12 1st-11:52.
BYU led for 13:40. BYU led for 23:50. Game was tied for 02:30.

Score tied - 7 times.
Lead changed - 5 times.

Official Basketball Box Score -- Game Totals -- Final Statistics
Utah Valley vs BYU
11/26/16 4:05 p.m. at Provo, Utah, Marriott Center

Utah Valley 114 • 4-1

Table with columns: Player, FG-FGA, 3-FGA, FT-FTA, Rebounds (Off, Def, Tot), PF, TP, A TO Blk Stl, Min. Includes player stats for Toolson, Nelson, etc.

FG % 1st Half: 18-34 52.9% 2nd half: 18-34 52.9% Game: 36-68 52.9%
3FG % 1st Half: 12-22 54.5% 2nd half: 6-15 40.0% Game: 18-37 48.6%
FT % 1st Half: 6-6 100.0% 2nd half: 18-26 69.2% Game: 24-32 75.0%

BYU 101 • 4-2

Table with columns: Player, FG-FGA, 3-FGA, FT-FTA, Rebounds (Off, Def, Tot), PF, TP, A TO Blk Stl, Min. Includes player stats for Emery, Rose, Mika, etc.

FG % 1st Half: 19-36 52.8% 2nd half: 18-42 42.9% Game: 37-78 47.4%
3FG % 1st Half: 4-12 33.3% 2nd half: 2-9 22.2% Game: 6-21 28.6%
FT % 1st Half: 10-16 62.5% 2nd half: 11-14 78.6% Game: 21-30 70.0%

Officials: Chris Rastatter, Winston Smith, Tom O'Neill
Technical fouls: Utah Valley-Randolph, Brandon. BYU-None.
Attendance: 16003

Score by periods table with columns: 1st, 2nd, Total. Shows Utah Valley 54, 60, 114 and BYU 52, 49, 101.

Points in game table with columns: In, Off, 2nd, Fast, Bench. Shows points for Utah Valley and BYU.

Last FG - UVU 2nd-00:48, BYU 2nd-00:36.
Largest lead - UVU by 16 2nd-04:14, BYU by 5 1st-17:13.
UVU led for 34:08. BYU led for 04:47. Game was tied for 01:05.

Score tied - 1 time.
Lead changed - 3 times.

Official Basketball Box Score -- Game Totals -- Final Statistics
BYU vs Utah State
11/30/16 7:05 pm at Salt Lake City, Vivint Smart Home Arena

BYU 77 • 5-2

Table with columns: Player, FG-FGA, 3-FGA, FT-FTA, Rebounds (Off, Def, Tot), PF, TP, A TO Blk Stl, Min. Includes player stats for Emery, Rose, Mika, etc.

FG % 1st Half: 17-44 38.6% 2nd half: 8-27 29.6% Game: 25-71 35.2%
3FG % 1st Half: 1-11 9.1% 2nd half: 3-9 33.3% Game: 4-20 20.0%
FT % 1st Half: 2-2 100.0% 2nd half: 21-25 84.0% Game: 23-27 85.2%

Utah State 63 • 3-3

Table with columns: Player, FG-FGA, 3-FGA, FT-FTA, Rebounds (Off, Def, Tot), PF, TP, A TO Blk Stl, Min. Includes player stats for ReCTOR, McEwen, Taylor, etc.

FG % 1st Half: 14-32 43.8% 2nd half: 12-31 38.7% Game: 26-63 41.3%
3FG % 1st Half: 3-8 37.5% 2nd half: 2-11 18.2% Game: 5-19 26.3%
FT % 1st Half: 0-2 0.0% 2nd half: 6-9 66.7% Game: 6-11 54.5%

Officials: David Hall, Verne Harris, Mike Reid
Technical fouls: BYU-None. Utah State-None.
Attendance: 12187

Score by periods table with columns: 1st, 2nd, Total. Shows BYU 37, 40, 77 and Utah State 31, 32, 63.

Points in game table with columns: In, Off, 2nd, Fast, Bench. Shows points for BYU and Utah State.

Last FG - BYU 2nd-04:28, USU 2nd-00:57.
Largest lead - BYU by 14 2nd-01:07, USU by 5 1st-19:00.
BYU led for 36:40. USU led for 02:37. Game was tied for 00:13.

Score tied - 0 times.
Lead changed - 1 time.

Official Basketball Box Score -- Game Totals -- Final Statistics
BYU vs USC
12/03/16 5:00 p.m. at Los Angeles, Calif. (Staples Center)

BYU 84 • 5-3

Table with columns: Player, FG-FGA, 3-FGA, FT-FTA, Rebounds (Off, Def, Tot), PF, TP, A TO Blk Stl, Min. Includes player stats for Mika, Childs, Emery, etc.

FG % 1st Half: 13-36 36.1% 2nd half: 17-33 51.5% Game: 30-69 43.5%
3FG % 1st Half: 1-11 9.1% 2nd half: 4-12 33.3% Game: 5-23 21.7%
FT % 1st Half: 5-7 71.4% 2nd half: 14-19 73.7% Game: 19-26 73.1%

USC 91 • 8-0

Table with columns: Player, FG-FGA, 3-FGA, FT-FTA, Rebounds (Off, Def, Tot), PF, TP, A TO Blk Stl, Min. Includes player stats for Metu, Rakocic, Aaron, etc.

FG % 1st Half: 15-39 38.5% 2nd half: 15-27 55.6% Game: 30-66 45.5%
3FG % 1st Half: 5-10 50.0% 2nd half: 4-11 36.4% Game: 9-21 42.9%
FT % 1st Half: 4-6 66.7% 2nd half: 18-24 75.0% Game: 22-30 73.3%

Officials: Randy McCall, Tony Padilla, Shawn Lehigh
Technical fouls: BYU-None. USC-None.
Attendance: 7952

Score by periods table with columns: 1st, 2nd, Total. Shows BYU 32, 52, 84 and USC 39, 52, 91.

Points in game table with columns: In, Off, 2nd, Fast, Bench. Shows points for BYU and USC.

Last FG - BYU 2nd-00:11, USC 2nd-00:35.
Largest lead - BYU by 10 1st-14:01, USC by 16 2nd-16:04.
BYU led for 14:09. USC led for 23:34. Game was tied for 02:17.

Score tied - 2 times.
Lead changed - 2 times.

Official Basketball Box Score -- Game Totals -- Final Statistics
Weber State vs BYU
12/07/16 7:05 pm at Provo, Utah, Marriott Center

Weber State 66 • 2-6

Table with columns: Player, FG-FGA, 3-Ptr, FT-FTA, Rebounds, PF, TP, A TO Blk Stl, Min. Rows include JOHN, Cody; RICHARDSON, Ryan; SEGLIN, Jeremy; HILL, Kyndahl; BRAXTON, Zach; DALLAS, Jordan; HARDING, Jerrick; CANNON, McKay; BAKER, Dusty; Team.

FG % 1st Half: 11-28 39.3% 2nd half: 13-28 46.4% Game: 24-56 42.9%
3FG % 1st Half: 2-13 15.4% 2nd half: 3-11 27.3% Game: 5-24 20.8%
FT % 1st Half: 2-4 50.0% 2nd half: 9-22 40.9% Game: 11-26 42.3%

BYU 77 • 6-3

Table with columns: Player, FG-FGA, 3-Ptr, FT-FTA, Rebounds, PF, TP, A TO Blk Stl, Min. Rows include EMERY, Nick; ROSE, L.J.; MIKA, Eric; CHILDS, Yoeli; HAWS, TJ; FRAMPTON, Zach; BEO, Steven; LEIFSON, Colby; DASTRUP, Payton; DAVIS, Kyle; GUINN, Davin; AYTES, Jamal; Team.

FG % 1st Half: 15-31 48.4% 2nd half: 13-28 46.4% Game: 28-59 47.5%
3FG % 1st Half: 3-7 42.9% 2nd half: 0-4 0.0% Game: 3-11 27.3%
FT % 1st Half: 4-7 57.1% 2nd half: 14-18 77.8% Game: 18-25 72.0%

Officials: Bob Staffen, Gregory Nixon, Randy Heimerman
Technical fouls: Weber State-None. BYU-None.
Attendance: 12859

Score by periods table with columns: 1st, 2nd, Total. Rows: Weber State, BYU.

Points in paint table with columns: Points, In Paint, Off T/O, 2nd Chance, Fast Break, Bench. Rows: WSU, BYU.

Last FG - WSU 2nd-02:11, BYU 2nd-00:47.
Largest lead - WSU by 1 1st-13:50, BYU by 13 2nd-19:22.
WSU led for 00:17. BYU led for 36:59. Game was tied for 02:44.

Official Basketball Box Score -- Game Totals -- Final Statistics
Colorado vs BYU
12/10/16 8:05 p.m. at Provo, Utah, Marriott Center

Colorado 71 • 7-3

Table with columns: Player, FG-FGA, 3-Ptr, FT-FTA, Rebounds, PF, TP, A TO Blk Stl, Min. Rows include Gordon, Wesley; Johnson, Xavier; White, Derrick; King, George; Fortune, Josh; Akyazili, Thomas; Brown, Deleon; Miller, Tory; Peters, Bryce; Siewert, Lucas; Team.

FG % 1st Half: 15-33 45.5% 2nd half: 9-29 31.0% Game: 24-62 38.7%
3FG % 1st Half: 4-16 25.0% 2nd half: 3-13 23.1% Game: 7-29 24.1%
FT % 1st Half: 4-5 80.0% 2nd half: 12-15 80.0% Game: 16-20 80.0%

BYU 79 • 7-3

Table with columns: Player, FG-FGA, 3-Ptr, FT-FTA, Rebounds, PF, TP, A TO Blk Stl, Min. Rows include EMERY, Nick; ROSE, L.J.; MIKA, Eric; CHILDS, Yoeli; HAWS, TJ; FRAMPTON, Zach; BEO, Steven; LEIFSON, Colby; DAVIS, Kyle; GUINN, Davin; SHAW, Braiden; AYTES, Jamal; Team.

FG % 1st Half: 16-33 48.5% 2nd half: 10-25 40.0% Game: 26-58 44.8%
3FG % 1st Half: 5-10 50.0% 2nd half: 4-9 44.4% Game: 9-19 47.4%
FT % 1st Half: 3-4 75.0% 2nd half: 15-25 60.0% Game: 18-29 62.1%

Officials: Dick Cartmell, Mike Scyphers, Kevin Brill
Technical fouls: Colorado-None. BYU-None.
Attendance: 13664

Score by periods table with columns: 1st, 2nd, Total. Rows: Colorado, BYU.

Last FG - COLO 2nd-00:44, BYU 2nd-04:16.
Largest lead - COLO by 3 2nd-09:43, BYU by 10 2nd-15:49.
COLO led for 02:29. BYU led for 35:29. Game was tied for 02:02.

Official Basketball Box Score -- Game Totals -- Final Statistics
BYU vs Illinois
12/17/16 8:30 pm at United Center- Chicago, IL

BYU 73 • 7-4

Table with columns: Player, FG-FGA, 3-Ptr, FT-FTA, Rebounds, PF, TP, A TO Blk Stl, Min. Rows include MIKA, Eric; CHILDS, Yoeli; EMERY, Nick; ROSE, L.J.; HAWS, TJ; BEO, Steven; LEIFSON, Colby; DAVIS, Kyle; GUINN, Davin; SHAW, Braiden; AYTES, Jamal; Team.

FG % 1st Half: 13-30 43.3% 2nd half: 13-31 41.9% Game: 26-61 42.6%
3FG % 1st Half: 3-11 27.3% 2nd half: 4-11 36.4% Game: 7-22 31.8%
FT % 1st Half: 8-10 80.0% 2nd half: 6-8 75.0% Game: 14-18 77.8%

Illinois 75 • 9-3

Table with columns: Player, FG-FGA, 3-Ptr, FT-FTA, Rebounds, PF, TP, A TO Blk Stl, Min. Rows include Black, Leron; Thorne Jr., Mike; Abrams, Tracy; Hill, Malcolm; Coleman-Lands, Jalen; Williams, D.J.; Tate, Jaylon; Nichols, Kipper; Morgan, Maverick; Finke, Michael; Team.

FG % 1st Half: 18-34 52.9% 2nd half: 12-30 40.0% Game: 30-64 46.9%
3FG % 1st Half: 5-15 33.3% 2nd half: 5-11 45.5% Game: 10-26 38.5%
FT % 1st Half: 2-6 33.3% 2nd half: 3-5 60.0% Game: 5-11 45.5%

Officials: Terry Wymer, Chris Ratsetter, Pat Evans
Technical fouls: BYU-None. Illinois-None.
Attendance:

Score by periods table with columns: 1st, 2nd, Total. Rows: BYU, Illinois.

Points in paint table with columns: Points, In Paint, Off T/O, 2nd Chance, Fast Break, Bench. Rows: BYU, ILL.

Last FG - BYU 2nd-00:06, ILL 2nd-00:21.
Largest lead - BYU by 1 1st-17:25, ILL by 16 1st-05:41.
BYU led for 00:16. ILL led for 38:18. Game was tied for 01:26.

Official Basketball Box Score -- Game Totals -- Final Statistics
Idaho State vs BYU
12/20/16 7:05 pm at Provo, Utah, Marriott Center

Idaho State 58 • 3-10

Table with columns: Player, FG-FGA, 3-Ptr, FT-FTA, Rebounds, PF, TP, A TO Blk Stl, Min. Rows include LUZZACANO, Geno; TELFAIR, Ethan; JONES, Robert; TOPALOVIC, Novak; BOYD, Brandon; GARRITY, Hayes; NAKKEN, Erik; WILKINSON, Clark; LENNOX, Stephen; MOCSAN, Balint; LIGGINS, Keshawn; Team.

FG % 1st Half: 10-28 35.7% 2nd half: 11-34 32.4% Game: 21-62 33.9%
3FG % 1st Half: 6-13 46.2% 2nd half: 4-19 21.1% Game: 10-32 31.3%
FT % 1st Half: 5-6 83.3% 2nd half: 1-2 50.0% Game: 6-8 75.0%

BYU 84 • 8-4

Table with columns: Player, FG-FGA, 3-Ptr, FT-FTA, Rebounds, PF, TP, A TO Blk Stl, Min. Rows include EMERY, Nick; ROSE, L.J.; MIKA, Eric; CHILDS, Yoeli; HAWS, TJ; BEO, Steven; LEIFSON, Colby; DASTRUP, Payton; GUINN, Davin; SHAW, Braiden; AYTES, Jamal; Team.

FG % 1st Half: 13-32 40.6% 2nd half: 17-26 65.4% Game: 30-58 51.7%
3FG % 1st Half: 5-15 33.3% 2nd half: 4-7 57.1% Game: 9-22 40.9%
FT % 1st Half: 8-9 88.9% 2nd half: 7-11 63.6% Game: 15-20 75.0%

Officials: Tom O'Neill, Hal Lusk, Travis Schatzman
Technical fouls: Idaho State-None. BYU-None.
Attendance: 13553

Score by periods table with columns: 1st, 2nd, Total. Rows: Idaho State, BYU.

Last FG - ISU 2nd-01:06, BYU 2nd-02:00.
Largest lead - ISU None, BYU by 28 2nd-02:00.
ISU led for 00:00. BYU led for 38:44. Game was tied for 01:16.

Official Basketball Box Score -- Game Totals -- Final Statistics
CSU Bakersfield vs BYU
12/22/16 7:05 pm at Provo, Utah, Marriott Center

CSU Bakersfield 71 • 8-5

Table with columns: # Player, Total FG-FGA, 3-Ptr FG-FGA, FT-FTA, Rebounds (Off, Def, Tot), PF, TP, A, TO, Blk, Stl, Min. Lists player stats for CSU Bakersfield.

Summary statistics for CSU Bakersfield: FG % 1st Half, 3FG % 1st Half, FT % 1st Half, 2nd half, Game, and Deadball Rebounds.

BYU 81 • 9-4

Table with columns: # Player, Total FG-FGA, 3-Ptr FG-FGA, FT-FTA, Rebounds (Off, Def, Tot), PF, TP, A, TO, Blk, Stl, Min. Lists player stats for BYU.

Summary statistics for BYU: FG % 1st Half, 3FG % 1st Half, FT % 1st Half, 2nd half, Game, and Deadball Rebounds.

Officials: Randy McCall, Glen Mayberry, Brent Watts
Technical fouls: CSU Bakersfield-None. BYU-None.
Attendance: 15073

Score by periods table for CSU Bakersfield vs BYU showing 1st, 2nd, and Total scores.

Last FG - CSUB 2nd-00:11, BYU 2nd-03:58.
Largest lead - CSUB None, BYU by 23 1st-00:06.
CSUB led for 00:00. BYU led for 39:22. Game was tied for 00:38.

Score tied - 0 times.
Lead changed - 0 times.

Official Basketball Box Score -- Game Totals -- Final Statistics
Santa Clara vs BYU
12/29/16 7:05 pm at Provo, Utah, Marriott Center

Santa Clara 59 • 6-8, 0-1 WCC

Table with columns: # Player, Total FG-FGA, 3-Ptr FG-FGA, FT-FTA, Rebounds (Off, Def, Tot), PF, TP, A, TO, Blk, Stl, Min. Lists player stats for Santa Clara.

Summary statistics for Santa Clara: FG % 1st Half, 3FG % 1st Half, FT % 1st Half, 2nd half, Game, and Deadball Rebounds.

BYU 89 • 10-4, 1-0 WCC

Table with columns: # Player, Total FG-FGA, 3-Ptr FG-FGA, FT-FTA, Rebounds (Off, Def, Tot), PF, TP, A, TO, Blk, Stl, Min. Lists player stats for BYU.

Summary statistics for BYU: FG % 1st Half, 3FG % 1st Half, FT % 1st Half, 2nd half, Game, and Deadball Rebounds.

Officials: Dick Cartmell, Steve Olson, Tom O'Neill
Technical fouls: Santa Clara-None. BYU-EMERY, Nick.
Attendance: 17415

Score by periods table for Santa Clara vs BYU showing 1st, 2nd, and Total scores.

Last FG - SCU 2nd-00:05, BYU 2nd-00:53.
Largest lead - SCU None, BYU by 35 2nd-03:28.
SCU led for 00:00. BYU led for 39:19. Game was tied for 00:41.

Score tied - 0 times.
Lead changed - 0 times.

Official Basketball Box Score -- Game Totals -- Final Statistics
BYU vs Loyola Marymount
12/31/16 1:00 pm at Los Angeles, CA (Gersten Pavilion)

BYU 81 • 11-4, 2-0 WCC

Table with columns: # Player, Total FG-FGA, 3-Ptr FG-FGA, FT-FTA, Rebounds (Off, Def, Tot), PF, TP, A, TO, Blk, Stl, Min. Lists player stats for BYU.

Summary statistics for BYU: FG % 1st Half, 3FG % 1st Half, FT % 1st Half, 2nd half, Game, and Deadball Rebounds.

Loyola Marymount 76 • 7-6, 0-2 WCC

Table with columns: # Player, Total FG-FGA, 3-Ptr FG-FGA, FT-FTA, Rebounds (Off, Def, Tot), PF, TP, A, TO, Blk, Stl, Min. Lists player stats for Loyola Marymount.

Summary statistics for Loyola Marymount: FG % 1st Half, 3FG % 1st Half, FT % 1st Half, 2nd half, Game, and Deadball Rebounds.

Officials: Bob Staffen, Rick Batsell, Justin Shamion
Technical fouls: BYU-None. Loyola Marymount-None.
Attendance: 3221

Score by periods table for BYU vs Loyola Marymount showing 1st, 2nd, and Total scores.

Last FG - BYU 2nd-00:39, LMU 2nd-02:58.
Largest lead - BYU by 5 2nd-00:05, LMU by 18 1st-02:32.
BYU led for 00:52. LMU led for 36:16. Game was tied for 02:52.

Score tied - 4 times.
Lead changed - 3 times.

Official Basketball Box Score -- Game Totals -- Final Statistics
Brigham Young vs Saint Mary's (CA)
1/5/17 8:00 PM at Moraga, CA

Brigham Young 68 • 11-5, 2-1 WCC

Table with columns: # Player, Total FG-FGA, 3-Ptr FG-FGA, FT-FTA, Rebounds (Off, Def, Tot), PF, TP, A, TO, Blk, Stl, Min. Lists player stats for Brigham Young.

Summary statistics for Brigham Young: FG % 1st Half, 3FG % 1st Half, FT % 1st Half, 2nd half, Game, and Deadball Rebounds.

Saint Mary's (CA) 81 • 13-1, 3-0 WCC

Table with columns: # Player, Total FG-FGA, 3-Ptr FG-FGA, FT-FTA, Rebounds (Off, Def, Tot), PF, TP, A, TO, Blk, Stl, Min. Lists player stats for Saint Mary's (CA).

Summary statistics for Saint Mary's (CA): FG % 1st Half, 3FG % 1st Half, FT % 1st Half, 2nd half, Game, and Deadball Rebounds.

Officials: David Hall, Randy McCall, Tony Padilla
Technical fouls: Brigham Young-None. Saint Mary's (CA)-None.
Attendance: 3500

Score by periods table for Brigham Young vs Saint Mary's (CA) showing 1st, 2nd, and Total scores.

Last FG - BYU 2nd-00:30, SMC 2nd-03:05.
Largest lead - BYU by 3 1st-14:53, SMC by 15 2nd-03:05.
BYU led for 02:52. SMC led for 34:41. Game was tied for 02:27.

Score tied - 4 times.
Lead changed - 8 times.

Official Basketball Box Score -- Game Totals -- Final Statistics Pacific vs BYU 01/07/17 7:05 pm at Provo, Utah, Marriott Center

Pacific 62 • 7-10, 1-3

Box score table for Pacific vs BYU game, showing player stats for Pacific (PAC) and BYU.

FG % 1st Half: 11-34 32.4% 2nd half: 13-36 36.1% Game: 24-70 34.3% 3FG % 1st Half: 0-8 0.0% 2nd half: 4-13 30.8% Game: 4-21 19.0% FT % 1st Half: 7-11 63.6% 2nd half: 3-10 30.5% Game: 10-21 47.6%

BYU 91 • 12-5, 3-1

Box score table for Pacific vs BYU game, showing player stats for Pacific (PAC) and BYU.

FG % 1st Half: 13-30 43.3% 2nd half: 18-31 58.1% Game: 31-61 50.8% 3FG % 1st Half: 5-11 45.5% 2nd half: 5-13 38.5% Game: 10-24 41.7% FT % 1st Half: 16-17 94.1% 2nd half: 3-8 37.5% Game: 19-25 76.0%

Officials: Klaus Endrissat, Tom Spitznagel, Ryan Holmes Technical fouls: Pacific-None, BYU-None. Attendance: 13677

Score by periods table for Pacific vs BYU game.

Last FG - PAC 2nd-01:51, BYU 2nd-01:38. Largest lead - PAC None, BYU by 34 2nd-06:39. PAC led for 00:00. BYU led for 39:44. Game was tied for 00:16.

Official Basketball Box Score -- Game Totals -- Final Statistics San Francisco vs BYU 01/12/17 7 pm at Provo, Utah, Marriott Center

San Francisco 75 • 11-7, 1-4

Box score table for San Francisco vs BYU game, showing player stats for San Francisco (SF) and BYU.

FG % 1st Half: 13-32 40.6% 2nd half: 16-36 44.4% Game: 29-68 42.6% 3FG % 1st Half: 4-17 23.5% 2nd half: 4-16 25.0% Game: 8-33 24.2% FT % 1st Half: 2-6 33.3% 2nd half: 7-10 70.0% Game: 9-16 56.3%

BYU 85 • 13-5, 4-1

Box score table for San Francisco vs BYU game, showing player stats for San Francisco (SF) and BYU.

FG % 1st Half: 14-29 48.3% 2nd half: 15-23 65.2% Game: 29-52 55.8% 3FG % 1st Half: 3-9 33.3% 2nd half: 2-6 33.3% Game: 5-15 33.3% FT % 1st Half: 7-10 70.0% 2nd half: 15-19 78.9% Game: 22-29 75.9%

Officials: Dick Cartmell, Kurt Walker, Coban Lopez Technical fouls: San Francisco-None, BYU-None. Attendance: 13917

Score by periods table for San Francisco vs BYU game.

Last FG - USF 2nd-00:22, BYU 2nd-00:20. Largest lead - USF None, BYU by 14 2nd-00:52. USF led for 00:00. BYU led for 38:45. Game was tied for 01:15.

Official Basketball Box Score -- Game Totals -- Final Statistics BYU vs San Diego 1/14/17 7:05 PM at Jenny Craig Pavilion

BYU 75 • 13-6, 4-2 WCC

Box score table for BYU vs San Diego game, showing player stats for BYU and San Diego (SD).

FG % 1st Half: 11-24 45.8% 2nd half: 14-36 38.9% Game: 25-60 41.7% 3FG % 1st Half: 4-8 50.0% 2nd half: 5-16 31.3% Game: 9-24 37.5% FT % 1st Half: 6-8 75.0% 2nd half: 10-14 71.4% Game: 16-22 72.7%

San Diego 88 • 9-9, 2-4 WCC

Box score table for BYU vs San Diego game, showing player stats for BYU and San Diego (SD).

FG % 1st Half: 11-28 39.3% 2nd half: 16-28 57.1% Game: 27-56 48.2% 3FG % 1st Half: 5-13 38.5% 2nd half: 7-8 87.5% Game: 12-21 57.1% FT % 1st Half: 7-8 87.5% 2nd half: 15-21 71.4% Game: 22-29 75.9%

Officials: David Hall, Brent Meaux, Dennis Flannery Technical fouls: BYU-None, San Diego-None. Attendance: 2206

Score by periods table for BYU vs San Diego game.

Last FG - BYU 2nd-00:07, USD 2nd-00:23. Largest lead - BYU 59 by 5 2nd-16:52, USD by 15 2nd-00:40. BYU led for 09:54. USD led for 25:08. Game was tied for 04:58.

Official Basketball Box Score -- Game Totals -- Final Statistics Pepperdine vs BYU 01/19/17 7:05 pm at Provo, Utah, Marriott Center

Pepperdine 70 • 5-14, 1-6

Box score table for Pepperdine vs BYU game, showing player stats for Pepperdine (PEP) and BYU.

FG % 1st Half: 15-35 42.9% 2nd half: 13-34 38.2% Game: 28-69 40.6% 3FG % 1st Half: 1-4 25.0% 2nd half: 1-7 14.3% Game: 2-11 18.2% FT % 1st Half: 4-6 66.7% 2nd half: 8-17 47.1% Game: 12-23 52.2%

BYU 99 • 14-6, 5-2

Box score table for Pepperdine vs BYU game, showing player stats for Pepperdine (PEP) and BYU.

FG % 1st Half: 21-36 58.3% 2nd half: 17-37 45.9% Game: 38-73 52.1% 3FG % 1st Half: 4-6 66.7% 2nd half: 4-13 30.8% Game: 8-19 42.1% FT % 1st Half: 5-7 71.4% 2nd half: 10-17 58.8% Game: 15-24 62.5%

Officials: Frank Harvey III, Tom O'Neill, Jeff Wooten Technical fouls: Pepperdine-None, BYU-None. Attendance: 13410

Score by periods table for Pepperdine vs BYU game.

Last FG - PEP 2nd-01:58, BYU 2nd-00:56. Largest lead - PEP by 3 1st-16:00, BYU by 32 2nd-07:23. PEP led for 04:28. BYU led for 32:44. Game was tied for 02:48.

Official Basketball Box Score -- Game Totals -- Final Statistics
BYU vs Pacific
01/21/17 3:07 PM PT at Stockton, Calif. (Alex G. Spanos Center)

BYU 62 • 15-6, 6-2 WCC

Table with columns: # Player, FG-FGA, 3-Ptr, FT-FTA, Rebounds, PF, TP, A TO Blk Stl, Min. Rows include MIKA, Eric; CHILDS, Yoeli; EMERY, Nick; ROSE, L.J.; HAWS, TJ; BRYANT, Elijah; BEO, Steven; LEIFSON, Colby; DASTRUP, Payton; GUINN, Davin; SHAW, Braiden; AYTES, Jamal; KAUFUSI, Corbin; Team.

FG % 1st Half: 11-29 37.9% 2nd half: 13-27 48.1% Game: 24-56 42.9%
3FG % 1st Half: 2-8 25.0% 2nd half: 4-10 40.0% Game: 6-18 33.3%
FT % 1st Half: 5-8 62.5% 2nd half: 3-4 75.0% Game: 8-12 66.7%

Pacific 47 • 8-13, 2-6 WCC

Table with columns: # Player, FG-FGA, 3-Ptr, FT-FTA, Rebounds, PF, TP, A TO Blk Stl, Min. Rows include TOWNES, Anthony; LAMPKIN, Jacob; WALLACE, T.J.; BOWLES, Ray; TAYLOR, David; WILLIAMS, Jack; TINSLEY, Max; URSERY, D.J.; SMITH, K.J.; THEODOROU, Ilias; ELERAKY, Sami; Team.

FG % 1st Half: 7-29 24.1% 2nd half: 12-32 37.5% Game: 19-61 31.1%
3FG % 1st Half: 3-10 30.0% 2nd half: 0-6 0.0% Game: 3-16 18.8%
FT % 1st Half: 5-11 45.5% 2nd half: 1-4 25.0% Game: 6-15 40.0%

Officials: Deron White, Toby Doolittle, Mark Cook
Technical fouls: BYU-HAWS, TJ. Pacific-None.
Attendance: 4311

Score by periods table with columns: 1st, 2nd, Total. Rows: BYU (29, 33, 62), Pacific (22, 25, 47).

Last FG - BYU 2nd-01:42, PAC 2nd-00:09.
Largest lead - BYU by 19 2nd-04:57, PAC by 1 1st-17:15.
BYU led for 38:36. PAC led for 00:54. Game was tied for 00:30.

Official Basketball Box Score -- Game Totals -- Final Statistics
BYU vs Santa Clara
01/26/17 8 p.m. at Leavey Center

BYU 68 • 15-7, 6-3 WCC

Table with columns: # Player, FG-FGA, 3-Ptr, FT-FTA, Rebounds, PF, TP, A TO Blk Stl, Min. Rows include MIKA, Eric; CHILDS, Yoeli; EMERY, Nick; ROSE, L.J.; HAWS, TJ; BRYANT, Elijah; BEO, Steven; GUINN, Davin; SHAW, Braiden; AYTES, Jamal; KAUFUSI, Corbin; Team.

FG % 1st Half: 10-23 43.5% 2nd half: 13-29 44.8% Game: 23-52 44.2%
3FG % 1st Half: 3-8 37.5% 2nd half: 0-7 0.0% Game: 3-15 20.0%
FT % 1st Half: 5-7 71.4% 2nd half: 14-16 87.5% Game: 19-23 82.6%

Santa Clara 76 • 12-10, 6-3 WCC

Table with columns: # Player, FG-FGA, 3-Ptr, FT-FTA, Rebounds, PF, TP, A TO Blk Stl, Min. Rows include KRATCH, Nate; NDUMANYA, Emmanuel; FEAGIN, KJ; HAUSER, Matt; BROWNRIE, Jared; WARDLOW, Evan; JADERSTEN, Henrik; Team.

FG % 1st Half: 12-30 40.0% 2nd half: 11-22 50.0% Game: 23-52 44.2%
3FG % 1st Half: 8-18 44.4% 2nd half: 6-13 46.2% Game: 14-31 45.2%
FT % 1st Half: 2-2 100.0% 2nd half: 14-16 87.5% Game: 16-18 88.9%

Officials: Mike Reed, Kelly Self, Rick Batsell
Technical fouls: BYU-None. Santa Clara-None.
Attendance: 2419

Score by periods table with columns: 1st, 2nd, Total. Rows: BYU (28, 40, 68), Santa Clara (34, 42, 76).

Last FG - BYU 2nd-00:07, SCU 2nd-01:10.
Largest lead - BYU by 5 1st-19:25, SCU by 14 2nd-06:56.
BYU led for 11:21. SCU led for 28:29. Game was tied for 00:10.

Official Basketball Box Score -- Game Totals -- Final Statistics
Loyola Marymount vs BYU
01/28/17 7:05 pm at Provo, Utah, Marriott Center

Loyola Marymount 77 • 10-11, 3-7 WCC

Table with columns: # Player, FG-FGA, 3-Ptr, FT-FTA, Rebounds, PF, TP, A TO Blk Stl, Min. Rows include BROWN, Brandon; HANEY, Steven; JOHANSSON, Erik; TUACH, Buay; JOHNSON, Shamar; AMAYO, Kelvin; TUTU, Munis; HERMAN, Petr; MANUEL, Trevor; MARKUSSON, Mattias; JOVANOVIC, Stefan; McCLENDON, Jeffery; Team.

FG % 1st Half: 16-35 45.7% 2nd half: 12-33 36.4% Game: 28-68 41.2%
3FG % 1st Half: 3-15 20.0% 2nd half: 4-13 30.8% Game: 7-28 25.0%
FT % 1st Half: 5-6 83.3% 2nd half: 9-19 47.4% Game: 14-25 56.0%

BYU 85 • 16-7, 7-3 WCC

Table with columns: # Player, FG-FGA, 3-Ptr, FT-FTA, Rebounds, PF, TP, A TO Blk Stl, Min. Rows include EMERY, Nick; ROSE, L.J.; MIKA, Eric; CHILDS, Yoeli; HAWS, TJ; BRYANT, Elijah; BEO, Steven; GUINN, Davin; SHAW, Braiden; Team.

FG % 1st Half: 14-27 51.9% 2nd half: 12-22 54.5% Game: 26-49 53.1%
3FG % 1st Half: 2-7 28.6% 2nd half: 3-8 37.5% Game: 5-15 33.3%
FT % 1st Half: 13-20 65.0% 2nd half: 15-24 62.5% Game: 28-44 63.6%

Officials: Tommy Nunez, Ryan Holmes, LaDonte King
Technical fouls: Loyola Marymount-TUACH, Buay; MARKUSSON, Mattias. BYU-None.
Attendance: 15189

Score by periods table with columns: 1st, 2nd, Total. Rows: Loyola Marymount (40, 37, 77), BYU (43, 42, 85).

Last FG - LMU 2nd-01:53, BYU 2nd-00:28.
Largest lead - LMU by 2 1st-15:46, BYU by 16 2nd-08:29.
LMU led for 01:59. BYU led for 03:03. Game was tied for 01:18.

Official Basketball Box Score -- Game Totals -- Final Statistics
Gonzaga vs BYU
02/02/17 9:05 pm at Provo, Utah, Marriott Center

Gonzaga 85 • 23-0, 11-0

Table with columns: # Player, FG-FGA, 3-Ptr, FT-FTA, Rebounds, PF, TP, A TO Blk Stl, Min. Rows include WILLIAMS, Johnathan; MATHEWS, Jordan; WILLIAMS-GOSS, Nigel; PERKINS, Josh; KARNOWSKI, Przemek; MELSON, Silas; COLLINS, Zach; TILLIE, Killian; Team.

FG % 1st Half: 14-27 51.9% 2nd half: 13-32 40.6% Game: 27-59 45.8%
3FG % 1st Half: 6-10 60.0% 2nd half: 1-10 10.0% Game: 7-20 35.0%
FT % 1st Half: 8-10 80.0% 2nd half: 16-24 66.7% Game: 24-34 70.6%

BYU 75 • 16-8, 7-4

Table with columns: # Player, FG-FGA, 3-Ptr, FT-FTA, Rebounds, PF, TP, A TO Blk Stl, Min. Rows include BRYANT, Elijah; ROSE, L.J.; MIKA, Eric; CHILDS, Yoeli; HAWS, TJ; EMERY, Nick; BEO, Steven; LEIFSON, Colby; GUINN, Davin; SHAW, Braiden; KAUFUSI, Corbin; Team.

FG % 1st Half: 10-31 32.3% 2nd half: 14-36 38.9% Game: 24-67 35.8%
3FG % 1st Half: 1-7 14.3% 2nd half: 5-15 33.3% Game: 6-22 27.3%
FT % 1st Half: 5-7 71.4% 2nd half: 16-19 84.2% Game: 21-26 80.8%

Officials: Verne Harris, Randy McCall, Gregory Nixon
Technical fouls: Gonzaga-None. BYU-None.
Attendance: 18987

Score by periods table with columns: 1st, 2nd, Total. Rows: Gonzaga (42, 43, 85), BYU (26, 49, 75).

Last FG - GON 2nd-02:59, BYU 2nd-00:02.
Largest lead - GON by 19 1st-01:29, BYU None.
GON led for 39:37. BYU led for 00:00. Game was tied for 00:22.

Official Basketball Box Score -- Game Totals -- Final Statistics
Portland vs BYU
02/04/17 7:05 pm at Provo, Utah, Marriott Center

Portland 62 • 9-15, 2-10

#	Player	Total			3-Ptr			Rebounds			PF	TP	A	TO	Blk	Stl	Min
		FG-FGA	FG-FGA	FT-FTA	FG-FGA	FG-FGA	FT-FTA	Off	Def	Tot							
03	JACKSON, Rashad	* 2-11	1-6	3-4	0	3	3	4	8	0	3	0	3	0	3	33	
05	TYSON, D'Marques	* 5-12	3-6	0-0	0	1	1	4	13	0	1	0	1	1	37		
15	HARTWICH, Philipp	* 0-1	0-0	2-2	1	8	9	5	2	0	0	1	0	16			
22	JOHNSON, Jazz	* 3-11	0-4	4-4	0	3	3	4	10	3	3	0	0	36			
24	TAYLOR, Gabe	* 7-16	1-2	5-7	2	3	5	3	20	2	2	2	0	38			
11	FERGUSON, Andre	0-1	0-0	0-0	0	0	0	4	0	1	2	0	0	14			
32	BARRENO, Ray	0-1	0-0	1-2	2	8	10	5	1	2	1	0	0	12			
41	SMOYER, Joseph	2-5	0-0	4-4	2	1	3	3	8	0	1	0	0	14			
Team					3	2	5										
Totals		19-58	5-18	19-23	10	29	39	32	62	8	13	3	4	200			

FG % 1st Half: 11-31 35.5% 2nd half: 8-27 29.6% Game: 19-58 32.8% Deadball
 3FG % 1st Half: 2-10 20.0% 2nd half: 3-8 37.5% Game: 5-18 27.8% Rebounds
 FT % 1st Half: 10-11 90.9% 2nd half: 9-12 75.0% Game: 19-23 82.6% 2,1

BYU 73 • 17-8, 8-4

#	Player	Total			3-Ptr			Rebounds			PF	TP	A	TO	Blk	Stl	Min
		FG-FGA	FG-FGA	FT-FTA	FG-FGA	FG-FGA	FT-FTA	Off	Def	Tot							
04	EMERY, Nick	* 1-6	0-1	0-0	0	2	2	4	2	1	1	0	0	24			
05	ROSE, L.J.	* 3-7	0-4	4-5	0	4	4	3	10	5	0	0	2	33			
12	MIKA, Eric	* 5-15	0-0	13-19	4	8	12	3	23	2	0	3	2	32			
23	CHILDS, Yoeli	* 6-8	0-0	3-5	2	8	10	3	15	1	2	3	2	31			
30	HAWS, TJ	* 4-11	2-6	5-6	0	2	2	3	15	1	2	1	1	32			
03	BRYANT, Elijah	1-4	0-3	3-4	0	3	3	1	5	2	3	0	0	14			
10	BEO, Steven	0-0	0-0	0-0	0	0	0	2	0	0	1	0	0	6			
13	LEIFSON, Colby	0-0	0-0	0-0	0	0	0	0	0	0	1	0	0	3			
24	GUINN, Davin	1-3	1-2	0-0	1	1	2	0	3	0	0	0	2	20			
40	AYTES, Jamal	0-0	0-0	0-0	0	0	0	0	0	0	0	0	0	3			
44	KAUFUSI, Corbin	0-0	0-0	0-0	0	0	0	1	0	0	0	0	0	2			
Team					1	3	4										
Totals		21-54	3-16	28-39	8	31	39	20	73	12	10	7	9	200			

FG % 1st Half: 11-27 40.7% 2nd half: 10-27 37.0% Game: 21-54 38.9% Deadball
 3FG % 1st Half: 0-7 0.0% 2nd half: 3-9 33.3% Game: 3-16 18.8% Rebounds
 FT % 1st Half: 6-9 66.7% 2nd half: 22-30 73.3% Game: 28-39 71.8% 7

Officials: Jeff Wooten, Justin Shamion, Juan Corral
 Technical fouls: Portland-None. BYU-None.
 Attendance: 13775

Score by periods	1st	2nd	Total
Portland	34	28	62
BYU	28	45	73

Points	In	Off	2nd	Fast	Bench
	Paint	T/O	Chance	Break	
POR	18	11	11	0	9
BYU	34	13	5	7	8

Last FG - POR 2nd-05:12, BYU 2nd-02:36.
 Largest lead - POR by 10 1st-04:42, BYU by 11 2nd-00:15.
 POR led for 25:57, BYU led for 10:52. Game was tied for 03:11.

Score tied - 5 times.
 Lead changed - 5 times.

THE STAT CREW SYSTEM
BYU Combined Team Statistics (as of Feb 04, 2017)
All games

RECORD:	OVERALL	HOME	AWAY	NEUTRAL
ALL GAMES	17-8	13-2	2-3	2-3
CONFERENCE	8-4	6-1	2-3	0-0
NON-CONFERENCE	9-4	7-1	0-0	2-3

#	Player	gp-gs	min	Total		3-Point		F-Throw		Rebounds			pf	dq	a	to	blk	stl	pts	avg			
				fg-fga	fg%	3fg-fga	3fg%	ft-fga	ft%	off	def	tot									avg		
12	MIKA, Eric	25-25	702	28.1	174-329	.529	0-1	.000	168-217	.774	78	165	243	9.7	69	1	40	64	49	13	516	20.6	
30	HAWS, TJ	25-25	782	31.3	113-263	.430	55-139	.396	77-98	.786	6	69	75	3.0	52	0	80	58	3	28	358	14.3	
04	EMERY, Nick	25-24	746	29.8	112-271	.413	54-147	.367	46-55	.836	2	66	68	2.7	71	3	61	47	7	45	324	13.0	
03	BRYANT, Elijah	15-1	316	21.1	45-110	.409	10-47	.213	41-54	.759	9	44	53	3.5	31	1	33	23	3	11	141	9.4	
23	CHILDS, Yoeli	25-19	623	24.9	87-154	.565	0-1	.000	47-80	.588	45	163	208	8.3	61	1	27	40	40	14	221	8.8	
21	DAVIS, Kyle	10-6	185	18.5	36-61	.590	0-0	.000	16-23	.696	8	32	40	4.0	25	0	9	18	9	5	88	8.8	
05	ROSE, L.J.	25-25	652	26.1	41-116	.353	16-56	.286	40-47	.851	15	101	116	4.6	35	1	117	42	2	22	138	5.5	
40	AYTES, Jamal	21-0	143	6.8	22-39	.564	0-0	.000	14-20	.700	13	16	29	1.4	25	0	5	11	3	0	58	2.8	
24	GUINN, Davin	25-0	247	9.9	20-55	.364	9-25	.360	10-15	.667	20	21	41	1.6	26	0	7	6	0	12	59	2.4	
10	BEO, Steven	22-0	238	10.8	17-43	.395	7-22	.318	8-19	.421	3	20	23	1.0	27	0	18	7	0	6	49	2.2	
31	SHAW, Braiden	22-0	147	6.7	15-25	.600	0-0	.000	8-18	.444	16	26	42	1.9	23	0	3	6	1	9	38	1.7	
13	LEIFSON, Colby	19-0	90	4.7	10-31	.323	9-28	.321	0-0	.000	3	4	7	0.4	14	0	5	6	0	2	29	1.5	
15	DASTRUP, Payton	16-0	61	3.8	10-23	.435	2-7	.286	0-0	.000	5	21	26	1.6	11	0	5	7	4	0	22	1.4	
44	KAUFUSI, Corbin	9-0	40	4.4	2-6	.333	0-0	.000	2-7	.286	1	5	6	0.7	10	0	0	6	2	1	6	0.7	
02	FRAMPTON, Zach	8-0	28	3.5	0-2	.000	0-0	.000	0-0	.000	0	8	8	1.0	5	0	1	0	0	0	0	0.0	
Team											30	55	85										
Total.....		25	5000		704-1528	.461	162-473	.342	477-653	.730	254	816	1070	42.8	485	7	411	341	123	168	2047	81.9	
Opponents.....		25	5000		653-1630	.401	192-620	.310	318-503	.632	267	658	925	37.0	547	17	349	306	74	171	1818	72.7	

TEAM STATISTICS	BYU	OPP	Date	Opponent	Score	Att.
SCORING	2047	1818	11/14/16	PRINCETON	w 82-73	15926
Points per game	81.9	72.7	11/17/16	COPPIN STATE	w 96-59	12444
Scoring margin	+9.2	-	11/19/16	COASTAL CAROLINA	w 81-65	15003
FIELD GOALS-ATT	704-1528	653-1630	11/21/16	vs Saint Louis	w 92-62	2107
Field goal pct	.461	.401	11/23/16	vs Valparaiso	L 89-92	2497
3 POINT FG-ATT	162-473	192-620	11/26/16	UTAH VALLEY	L 101-114	16003
3-point FG pct	.342	.310	11/30/16	vs Utah State	w 77-63	12187
3-pt FG made per game	6.5	7.7	12/03/16	vs USC	L 84-91	7952
FREE THROWS-ATT	477-653	318-503	12/07/16	WEBER STATE	w 77-66	12859
Free throw pct	.730	.632	12/10/16	COLORADO	w 79-71	13664
F-Throws made per game	19.1	12.7	12/17/16	vs Illinois	L 73-75	9036
REBOUNDS	1070	925	12/20/16	IDAHO STATE	w 84-58	13553
Rebounds per game	42.8	37.0	12/22/16	CSU BAKERSFIELD	w 81-71	15073
Rebounding margin	+5.8	-	* 12/29/16	SANTA CLARA	w 89-59	17415
ASSISTS	411	349	* 12/31/16	at Loyola Marymount	w 81-76	3221
Assists per game	16.4	14.0	* 01/05/17	at Saint Mary's (CA)	L 68-81	3500
TURNOVERS	341	306	* 01/07/17	PACIFIC	w 91-62	13677
Turnovers per game	13.6	12.2	* 01/12/17	SAN FRANCISCO	w 85-75	13917
Turnover margin	-1.4	-	* 01/14/17	at San Diego	L 75-88	2206
Assist/turnover ratio	1.2	1.1	* 01/19/17	PEPPERDINE	w 99-70	13410
STEALS	168	171	* 01/21/17	at Pacific	w 62-47	4311
Steals per game	6.7	6.8	* 01/26/17	at Santa Clara	L 68-76	2419
BLOCKS	123	74	* 01/28/17	LOYOLA MARYMOUNT	w 85-77	15189
Blocks per game	4.9	3.0	* 02/02/17	GONZAGA	L 75-85	18987
ATTENDANCE	220895	49436	* 02/04/17	PORTLAND	w 73-62	13775
Home games-Avg/Game	15-14726	5-3131				
Neutral site-Avg/Game	-	5-6756	* - Conference game			

Score by Periods	1st	2nd	Totals
BYU	975	1072	2047
Opponents	879	939	1818

THE STAT CREW SYSTEM
BYU Combined Team Statistics (as of Feb 04, 2017)
Conference games

RECORD:	OVERALL	HOME	AWAY	NEUTRAL
ALL GAMES	8-4	6-1	2-3	0-0
CONFERENCE	8-4	6-1	2-3	0-0
NON-CONFERENCE	0-0	0-0	0-0	0-0


#	Player	gp-gs	min	avg	Total		3-Point		F-Throw		Rebounds				pf	dq	a	to	blk	stl	pts	avg	
					fg-fga	fg%	3fg-fga	3fg%	ft-fa	ft%	off	def	tot	avg									
12	MIKA, Eric	12-12	368	30.7	86-174	.494	0-0	.000	77-97	.794	35	93	128	10.7	30	0	16	26	25	6	249	20.8	
30	HAWS, TJ	12-12	377	31.4	60-133	.451	30-72	.417	45-59	.763	1	34	35	2.9	26	0	36	29	3	8	195	16.3	
03	BRYANT, Elijah	10-1	239	23.9	37-82	.451	9-31	.290	26-37	.703	7	27	34	3.4	23	1	25	15	2	7	109	10.9	
04	EMERY, Nick	12-11	326	27.2	39-94	.415	21-58	.362	17-22	.773	0	19	19	1.6	41	2	20	15	3	19	116	9.7	
23	CHILDS, Yoeli	12-12	319	26.6	43-85	.506	0-1	.000	26-39	.667	26	72	98	8.2	31	1	14	18	18	7	112	9.3	
05	ROSE, L.J.	12-12	285	23.8	18-45	.400	5-20	.250	14-16	.875	3	41	44	3.7	13	0	45	15	1	10	55	4.6	
10	BEO, Steven	12-0	155	12.9	11-26	.423	5-15	.333	6-12	.500	0	12	12	1.0	21	0	12	6	0	1	33	2.8	
40	AYTES, Jamal	8-0	41	5.1	7-12	.583	0-0	.000	3-6	.500	5	3	8	1.0	7	0	0	6	1	0	17	2.1	
24	GUINN, Davin	12-0	105	8.8	9-17	.529	3-6	.500	1-2	.500	8	7	15	1.3	10	0	5	1	0	6	22	1.8	
13	LEIFSON, Colby	8-0	32	4.0	5-11	.455	4-9	.444	0-0	.000	0	1	1	0.1	3	0	2	1	0	0	14	1.8	
31	SHAW, Braiden	11-0	75	6.8	5-10	.500	0-0	.000	4-12	.333	7	17	24	2.2	14	0	1	2	1	5	14	1.3	
15	DASTRUP, Payton	8-0	34	4.3	4-11	.364	1-5	.200	0-0	.000	2	9	11	1.4	5	0	3	5	4	0	9	1.1	
44	KAUFUSI, Corbin	9-0	40	4.4	2-6	.333	0-0	.000	2-7	.286	1	5	6	0.7	10	0	0	6	2	1	6	0.7	
02	FRAMPTON, Zach	1-0	4	4.0	0-0	.000	0-0	.000	0-0	.000	0	1	1	1.0	0	0	0	0	0	0	0	0.0	
Team											12	30	42										
Total.....		12	2400		326-706	.462	78-217	.359	221-309	.715	107	371	478	39.8	234	4	179	145	60	70	951	79.2	
Opponents.....		12	2400		306-748	.409	86-275	.313	160-249	.643	124	320	444	37.0	262	8	174	136	41	69	858	71.5	

TEAM STATISTICS	BYU	OPP	Date	Opponent	Score	Att.
SCORING	951	858	* 12/29/16	SANTA CLARA	w 89-59	17415
Points per game	79.2	71.5	* 12/31/16	at Loyola Marymount	w 81-76	3221
Scoring margin	+7.8	-	* 01/05/17	at Saint Mary's (CA)	L 68-81	3500
FIELD GOALS-ATT	326-706	306-748	* 01/07/17	PACIFIC	w 91-62	13677
Field goal pct	.462	.409	* 01/12/17	SAN FRANCISCO	w 85-75	13917
3 POINT FG-ATT	78-217	86-275	* 01/14/17	at San Diego	L 75-88	2206
3-point FG pct	.359	.313	* 01/19/17	PEPPERDINE	w 99-70	13410
3-pt FG made per game	6.5	7.2	* 01/21/17	at Pacific	w 62-47	4311
FREE THROWS-ATT	221-309	160-249	* 01/26/17	at Santa Clara	L 68-76	2419
Free throw pct	.715	.643	* 01/28/17	LOYOLA MARYMOUNT	w 85-77	15189
F-Throws made per game	18.4	13.3	* 02/02/17	GONZAGA	L 75-85	18987
REBOUNDS	478	444	* 02/04/17	PORTLAND	w 73-62	13775
Rebounds per game	39.8	37.0	* - Conference game			
Rebounding margin	+2.8	-				
ASSISTS	179	174				
Assists per game	14.9	14.5				
TURNOVERS	145	136				
Turnovers per game	12.1	11.3				
Turnover margin	-0.7	-				
Assist/turnover ratio	1.2	1.3				
STEALS	70	69				
Steals per game	5.8	5.8				
BLOCKS	60	41				
Blocks per game	5.0	3.4				
ATTENDANCE	106370	15657				
Home games-Avg/Game	7-15196	5-3131				
Neutral site-Avg/Game	-	0-0				

Score by Periods	1st	2nd	Totals
BYU	436	515	951
Opponents	419	439	858



#2 Zach Frampton
6-3 | 185 | Freshman | Guard
Highland, Utah | Lone Peak HS



#3 ELIJAH BRYANT
6-5 | 210 | Sophomore | Guard
Gwinnett, Georgia | Elon



#4 NICK EMERY
6-2 | 185 | Sophomore | Guard
Alpine, Utah | Lone Peak HS



#5 L.J. ROSE
6-3 | 200 | Senior | Guard
Houston, Texas | Houston




#10 STEPHEN BEO
6-3 | 180 | Freshman | Guard
Richland, Washington | Richland HS



#12 ERIC MIKA
6-10 | 230 | Sophomore | Forward
Alpine, Utah | Lone Peak HS




#13 COLBY LEIFSON
6-4 | 190 | Freshman | Guard
Suwanee, Georgia | North Gwinnett HS



#15 PEYTON DASTRUP
6-10 | 250 | Freshman | Forward
Mesa, Arizona | Mountain View HS



#21 KYLE DAVIS
6-8 | 225 | Senior | Forward
Draper, Utah | Utah State



#23 YOELI CHILDS
6-8 | 225 | Freshman | Forward
South Jordan, Utah | Bingham HS



#24 DAVIN GUINN
6-5 | 190 | Junior | Forward
Murrieta, California | UC Riverside



#30 TJ HAWS
6-4 | 170 | Freshman | Guard
Alpine, Utah | Lone Peak HS



#31 BRAIDEN SHAW
6-9 | 210 | Sophomore | Forward
Eagle, Idaho | Eagle HS



#40 JAMAL AYLES
6-6 | 235 | Junior | Forward
San Diego, California | UNLV



#44 CORBIN KAUFUSI
6-10 | 280 | Junior | Center
Provo, Utah | Timpview HS



DAVE ROSE
Head Coach (11th season)