

BYU BASKETBALL

Kyle Chilton, BYU Athletic Communications | O: 801-422-4909 | C: 801-372-2080 | kyle_chilton@byu.edu | 30 Smith Fieldhouse | Provo, UT | 84602

BYU 2016-17 SCHEDULE

O29	Sat	Seattle Pacific (Exh)	BYUtV W, 102-82
N9	Fri	BYU-Hawaii (Exh)	BYUtV W, 110-63
N14	Mon	Princeton\$	ESPN2 W, 82-73
N17	Thu	Coppin State#	BYUtV W, 96-59
N19	Sat	Coastal Carolina#	BYUtV W, 81-65
N21	Mon	vs. Saint Louis#	YouTube W, 92-62
N23	Wed	vs. Valparaiso#	ESPN2 L, 89-92
N26	Sat	Utah Valley	TheW.tv L, 101-114
N30	Wed	vs. Utah State ^	BYUtV W, 77-63
D3	Sat	vs. USC+	ESPNU L, 84-91
D7	Wed	Weber State	BYUtV W, 77-66
D10	Sat	Colorado	ESPN2 W, 79-71
D17	Sat	vs. Illinois@	B10 Network L, 73-75
D20	Tue	Idaho State	BYUtV W, 84-58
D22	Thu	CSU Bakersfield	BYUtV W, 81-71
D29	Thu	Santa Clara*	BYUtV W, 89-59
D31	Sat	at Loyola Marymount*	ROOT RM W, 81-76
J5	Thu	at No. 19/19 Saint Mary's*	ESPNU L, 68-81
J7	Sat	Pacific*	BYUtV W, 91-62
J12	Thu	San Francisco*	BYUtV W, 85-75
J14	Sat	at San Diego*	Spectrum L, 75-88
J19	Thu	Pepperdine*	BYUtV W, 99-70
J21	Sat	at Pacific*	ROOT NW W, 62-47
J26	Thu	at Santa Clara*	ESPNU L, 68-76
J28	Sat	Loyola Marymount*	BYUtV W, 85-77
F2	Thu	No. 1/1 Gonzaga*	ESPN2 L, 75-85
F4	Sat	Portland*	BYUtV W, 73-62
F9	Thu	at Pepperdine*	ESPNU L, 83-99
F11	Sat	at San Francisco*	ROOT RM W, 68-52
F16	Thu	San Diego*	ESPNU W, 82-70
F18	Sat	No. 22/21 Saint Mary's*	ESPN2 8 p.m.
F23	Thu	at Portland*	ROOT RM 7 p.m.
F25	Sat	at Gonzaga*	ESPN Networks 7 p.m.
M2-7		WCC Championships	ESPN Networks/BYUtV TBA

\$ ESPN Tip-Off Marathon
 # Men Who Speak Up Main Event
 ^ at Vivint Smart Home Arena
 + Basketball Hall of Fame's 2016 HoopHall LA
 @ State Farm Chicago Legends
 * WCC Game
 All times local to site

SOCIAL MEDIA



Website: www.BYUcougars.com
 Facebook: /BYUbasketball | /BYUcougars
 Twitter: @BYUbasketball | @BYUcougars
 Instagram: BYUcougars
 Hashtags: #BYUhoops #GoCougs
 Follow @BYUgametotes on Twitter for in-game Cougar achievements, milestones and notes.



SAINT MARY'S (23-3, 13-2 WCC)
GAELS - NO. 22/21

Head Coach Randy Bennett
 Alma Mater..... UC San Diego, 1986
 Career Record..... 356-154 (16th)
 Record at Saint Mary's..... Same

GAME INFORMATION

TV.....ESPN2
 TV Talent..... Eric Rothman (play-by-play)
 Adrian Branch (analyst)
 Live Video..... WatchESPN.com
 Radio..... Cougar IMG Sports Network
 .. KSL 102.7 FM/1160 AM, BYU Radio - Sirius XM 143
 Radio Talent..... Greg Wrubell (play-by-play)
 Mark Durrant (analyst)
 Live Stats..... BYUcougars.com

SERIES INFORMATION

Series Record..... BYU leads 12-9
 Last Meeting..... SMC won 81-68, 1/5/17
 H/A/N..... 9-3/3-5/1-0



BYU (19-9, 10-5 WCC)
COUGARS

Head Coach Dave Rose
 Alma Mater..... Houston, 1983
 Career Record..... 302-108 (12th)
 Record at BYU..... Same

BYU STORYLINES

- BYU leads the all-time series with Saint Mary's 12-9, including three-straight wins vs. the Gaels in Provo.
- Nick Emery played one of his best games of the season against San Diego when he scored 26 points on 8 of 12 shooting from the field, including 5 of 7 from 3. Emery also added two rebounds, two assists, one block and one steal. It was Emery's first 20-point game since Jan. 12 against San Francisco.
- Saturday's game against Saint Mary's is the final home game of the 2016-17 regular season. Before the game BYU will honor its two seniors, Kyle Davis and L.J. Rose. Davis played two seasons at BYU, started 43 games and averaged 11.2 points and 6.7 rebounds. Rose started 25 games this season and averaged 5.5 points, 4.6 rebounds and 4.7 assists.

BYU'S PROJECTED STARTING LINEUP



#30 | TJ Haws

Guard
 6-4 | 170 | Fr.
 Alpine, Utah
 Lone Peak HS

GP/GS	MPG	Pts	Reb	Ast	Stl	FG%	3PT%	FT%
28/28	31.2	14.3	3.0	3.3	1.1	.430	.395	.791

Last Game: Posted 12 points, 2 rebounds and tied his career-high 7 assists vs. San Diego
Notes: Has hit at least one 3 in 24 of 28 games ... has scored in double figures 21 times ... tied for the lead the team in 3-point field goals and is second in scoring, assists and steals ... third all-time in 3-point field goals by a Cougar freshman



#4 | Nick Emery

Guard
 6-2 | 185 | So.
 Alpine, Utah
 Lone Peak HS

GP/GS	MPG	Pts	Reb	Ast	Stl	FG%	3PT%	FT%
28/27	30.2	13.3	2.8	2.4	1.7	.424	.378	.828

Last Game: Scored 26 points and added 2 rebounds, 2 assists, 1 block and 1 steal vs. San Diego
Notes: Streak of 32-straight games with 3 - a BYU record for consecutive games with a 3-pointer - ended vs. Gonzaga ... has scored in double figures 17 times ... named to preseason All-WCC Team ... leads the team in steals and 3-point field goals



#3 | Elijah Bryant

Guard
 6-5 | 210 | So.
 Gwinnett, Georgia
 Elon

GP/GS	MPG	Pts	Reb	Ast	Stl	FG%	3PT%	FT%
18/4	22.8	10.1	3.6	2.2	0.8	.417	.217	.757

Last Game: Had 15 points, 8 rebounds, 1 assist and 1 steal vs. San Diego
Notes: After missing 10 games due to injury, is averaging 11.5 points on 45.0 percent shooting in the last 13 games ... was the CAA Freshman of the Year at Elon before transferring to BYU ... season highs of 17 points, 8 rebounds and 6 assists



#23 | Yoeli Childs

Forward
 6-8 | 225 | Fr.
 South Jordan, Utah
 Bingham HS

GP/GS	MPG	Pts	Reb	Ast	Blk	FG%	3PT%	FT%
28/22	25.1	9.4	8.6	1.0	1.6	.571	.000	.574

Last Game: Totaled 12 points, 8 rebounds, 2 assists and 1 block vs. San Diego
Notes: Has scored in double figures 10 times ... has shot 50 percent or better 19 times ... has at least 1 block in 24 of 28 games ... second all-time among BYU freshmen in blocks, field goal percentage and rebounds per game ... has five double-doubles



#12 | Eric Mika

Forward
 6-10 | 230 | So.
 Alpine, Utah
 Lone Peak HS

GP/GS	MPG	Pts	Reb	Ast	Blk	FG%	3PT%	FT%
28/28	27.9	20.0	9.5	1.6	2.0	.521	.000	.773

Last Game: Had a double-double with 15 points, 10 rebounds and 2 blocks vs. San Diego
Notes: Has scored in double figures every game this season ... has 16 double-doubles and 13 20-point games ... 3-time WCC Player of the Week (1/23/17, 12/12/16, 11/21/16) ... one of 10 finalists for the Kareem Abdul-Jabbar Center of the Year Award ... named to preseason All-WCC Team

OFF THE BYU BENCH


No.	Name	Pos.	Ht.	Wt.	Yr.	Pts.	Reb.	Hometown (Previous School)	Notes
2	Zach Frampton	G	6-3	185	Fr.	0.0	0.9	Highland, Utah (Lone Peak HS)	Had 1 rebound vs. Pepperdine, his first game since 12/10/16 following a thumb injury
5	L.J. Rose	G	6-3	200	Sr.	5.5	4.6	Houston, Texas (Houston)	Out following meniscus surgery on his right knee
10	Steven Beo	G	6-3	180	Fr.	2.0	1.0	Richland, Washington (Richland HS)	Had 7 points, 2 rebounds, 1 assist and 1 steal vs. LMU
13	Colby Leifson	G	6-4	190	Fr.	1.4	0.3	Suwanee, Georgia (North Gwinnett HS)	Hit a pair of 3s for 6 points vs. Pacific, tying career highs in both categories
15	Payton Dastrup	F	6-10	250	Fr.	1.4	1.5	Mesa, Arizona (Mountain View HS)	Had 5 points, 1 rebound and 1 steal at Pepperdine
21	Kyle Davis	F	6-8	225	Sr.	8.8	4.0	Draper, Utah (Utah State)	Out for the season with a right knee injury
24	Davin Guinn	F	6-5	190	Jr.	2.4	2.0	Murrieta, California (UC Riverside)	Totaled 2 points, 4 rebounds, 3 assists, 1 block and 2 steals vs. San Diego
31	Braiden Shaw	F	6-9	210	So.	1.5	1.7	Eagle, Idaho (Eagle HS)	Had 4 points, 5 boards and 1 steal vs. Pepperdine
40	Jamal Aytes	F	6-6	235	Jr.	2.5	1.3	San Diego, California (UNLV)	Hit 3 of 5 from the field for 6 points and 4 boards vs. Pepperdine
44	Corbin Kaufusi	C	6-10	260	Jr.	0.6	0.6	Provo, Utah (Timpview HS)	Scored a season-best 5 points to go with 2 boards vs. Pepperdine

*Stats from previous school ^ Sitting out due to NCAA transfer rules

#BYUhoops

Career Highlights

- 302-108 overall record (second all-time at BYU in wins) for a BYU record .737 winning percentage
- 10th among active coaches in the NCAA in career winning percentage
- Reached 300 career victories in his 407th game as a head coach, tied for 25th fastest in NCAA history
- Reached 200 career victories in his 259th game as a head coach, 15th fastest in NCAA history
- With 283 victories through 11 seasons is tied for fifth all-time for best career starts by wins in NCAA history
- With 257 victories through 10 seasons is sixth all-time for best career starts by wins in NCAA history
- With 232 victories through nine seasons is fifth all-time for best career starts by wins in NCAA history
- With 209 victories through first eight seasons is fourth all-time for best career starts by wins in NCAA history
- With 185 victories through first seven seasons is fourth all-time for best career starts by wins in NCAA history
- With 159 victories through first six seasons is tied for third all-time for best career starts by wins in NCAA history
- With 127 victories through five seasons is sixth all-time for best career starts by wins in NCAA history
- Streak of 11-consecutive 20-win seasons is tied for 12th all-time in NCAA history and tied for the seventh longest current streak
- Four Mountain West Conference regular season titles, a BYU record
- Three-time MWC Coach of the Year (2006, 2007, 2011)
- Two-time USBWA District VIII Coach of the Year (2006, 2011)
- Naismith Coach of the Year Finalist in 2011
- Honorable Mention for National Coach of the Year by Scout.com (2006)
- Eight trips to the NCAA tournament (a BYU record), including six-consecutive trips from 2007 to 2012 (a BYU record) and back-to-back appearances in 2014 and 2015
- Six-consecutive 25-win seasons (2006-11) and 11-consecutive 20-win seasons, both BYU records
- Holds top two spots for wins in a season in BYU history with 32 in 2010-11 and 30 in 2009-10
- Only BYU coach to win at least 20 games in each of his first 11 seasons
- Took BYU to the Sweet 16 in 2011 for the first time since 1981
- Coached Jimmer Fredette, the 2011 Consensus National Player of the Year
- Has coached five conference players of the year (Keena Young, Lee Cummard, Jimmer Fredette, Tyler Haws, Kyle Collinsworth)
- Inducted into the Dixie State Athletics Hall of Fame on Sept. 14, 2013



Coaching Experience

- BYU Head Coach (2005-present)
- BYU Associate Head Coach (2000-2005)
- BYU Assistant Coach (1997-2000)
- Dixie State Head Coach (1990-1997)
- Dixie State Assistant Coach (1987-1990)
- Assistant coach at Pine View High School (1986-87)
- Head coach at Millard High School (1983-86)

Service

- A member of the National Coaches vs. Cancer Council
- Assisting with the Hope Lodge, a facility to be constructed in Salt Lake City to house families of cancer patients
- NABC Game Pillar Award for Service in 2008
- 63rd recipient of the Dale Rex Memorial Award
- Honorary Chair of the Children with Cancer Christmas Foundation
- Was the first coach in the state of Utah to participate in the American Cancer Society's nationwide Coaches vs. Cancer campaign
- Lobbied before Congress for more funding for cancer research in September 2010

Education

- Houston (1983, B.A.)

Playing Career

- Played baseball and basketball at Dixie State College
- Played for Houston from 1980-83 (played in 1980-81 and 82-83, redshirted in 1981-82)
- Co-captain on the famous "Phi Slama Jama" team that featured Hakeem (then Akeem) Olajuwon and Clyde Drexler
- Helped Houston achieve a No. 1 ranking and reach the national championship game in 1983

Mission

- Manchester England (1977-79)

Personal/Family

- Wife: Cheryl
- Children: Daughter Chanell and husband Brock Reichner, son Garrett and wife Brooke, daughter Taylor
- Dave and Cheryl Rose have eight grandchildren

ROSE'S BYU COACHING LEDGER

Season	Overall	Pct.	Home	Pct.	Away	Pct.	Neutral	Pct.	Conf.	Pct.	Tourney	NCAA/NIT
05-06	20-9	.690	14-1	.933	5-7	.417	1-1	.500	12-4	.750	0-1	0-1 NIT
06-07	25-9	.735	17-0	1.000	6-7	.462	2-2	.500	13-3	.813	2-1	0-1 NCAA
07-08	27-8	.771	16-0	1.000	8-5	.615	3-3	.500	14-2	.875	2-1	0-1 NCAA
08-09	25-8	.758	14-2	.875	9-3	.750	2-3	.400	12-4	.750	1-1	0-1 NCAA
09-10	30-6	.833	15-1	.938	10-4	.714	5-1	.833	13-3	.813	1-1	1-1 NCAA
10-11	32-5	.865	13-1	.929	10-1	.909	9-3	.750	14-2	.875	2-1	2-1 NCAA
11-12	26-9	.743	13-3	.813	8-3	.727	5-3	.625	12-4	.750	1-1	1-1 NCAA
12-13	24-12	.667	15-3	.833	7-5	.583	2-4	.333	10-6	.625	0-1	3-1 NIT
13-14	23-12	.657	14-1	.933	5-8	.385	4-3	.571	13-5	.722	2-1	0-1 NCAA
14-15	25-10	.714	13-3	.813	8-3	.727	4-4	.500	13-5	.722	2-1	0-1 NCAA
15-16	26-11	.703	16-2	.889	6-6	.500	4-3	.571	13-5	.722	2-1	3-1 NIT
16-17	19-9	.679	14-2	.875	3-4	.429	2-3	.400	10-5	.667	-	-
Totals	302-108	.737	174-19	.902	85-56	.603	43-33	.566	149-48	.756	14-11	10-11

CURRENT MOST CONSECUTIVE DIVISION I 20-WIN SEASONS

Coach, School	Years	No.
Mike Krzyzewski, Duke	1997-2016	20
Bill Self, Tulsa, Illinois, Kansas	1999-2016	18
Mark Few, Gonzaga	2000-2016	17
Thad Matta, Butler, Xavier, Ohio State	2001-2016	16
Rick Pitino, Louisville	2003-2016	14
Roy Williams, North Carolina	2005-2016	12
Dave Rose, BYU	2006-2016	11
Keith Dambrot, Akron	2006-2016	11
Steve Fisher, San Diego State	2006-2016	11

BEST CAREER STARTS BY WINS, 11 SEASONS

Coach, School	Date	W	L	Pct.
Roy Williams, Kansas	1989-99	305	72	.809
Thad Matta, Butler, Xavier, OSU	2001-11	292	88	.768
Mark Few, Gonzaga	2000-10	291	73	.799
Jamie Dixon, Pittsburgh	2004-14	288	96	.750
Dave Rose, BYU	2006-16	283	99	.741
Sean Miller, Xavier, Arizona	2005-15	283	99	.741
Everett Case, NC State	1947-57	280	71	.798
Denny Crum, Louisville	1972-82	263	74	.780
Jim Boeheim, Syracuse	1977-87	261	84	.757
Nolan Richardson, Tulsa, Arkansas	1981-91	260	92	.739

ROSE'S MILESTONE VICTORIES

Win	Date	Opponent	Score	Record
25	12/06/06	San Jose State	81-69	25-11 (.694)
50	11/23/07	vs. No. 6 Louisville	78-76	50-18 (.735)
75	11/20/08	North Florida	74-41	75-26 (.743)
100	11/20/09	at Hawaii	83-65	100-34 (.746)
125	03/06/10	at TCU	107-77	125-38 (.767)
150	02/09/11	at Air Force	90-52	150-42 (.781)
175	01/16/12	at San Diego	82-63	175-49 (.781)
200	01/19/13	San Diego	74-57	200-59 (.772)
225	02/06/14	Santa Clara	89-76	225-75 (.750)
250	02/07/15	at Loyola Marymount	87-68	250-86 (.744)
275	02/11/16	at San Francisco	114-89	275-96 (.741)
300	02/04/17	Portland	73-62	300-107 (.737)

BYU VS. SAINT MARY'S

Overall Series Record: BYU leads 12-9
 BYU Record in Provo: 9-3
 BYU Record at Saint Mary's: 2-6
 BYU Record at Neutral Sites: 1-0
 BYU Record Under Dave Rose: 5-6

Last 10 games vs. Saint Mary's

1/5/17	at Saint Mary's	68-81	L
2/4/16	Saint Mary's	70-59	W
12/31/15	at Saint Mary's	74-85	L
2/12/15	Saint Mary's	82-60	W
1/17/15	at Saint Mary's	77-82	L
2/15/14	at Saint Mary's	60-57	W
2/1/14	Saint Mary's	84-71	W
2/21/13	at Saint Mary's	57-64	L
1/16/13	Saint Mary's	69-70	L
1/28/12	Saint Mary's	66-80	L

Saint Mary's projected starting lineup

No.	Name	Ht.	Pos.	Ppg	Rpg
34	Jock Landale	6-11	C	17.0	9.5
24	Calvin Hermanson	6-6	F	12.5	2.7
3	Emmett Naar	6-1	G	9.8	2.5
25	Joe Rahon	6-2	G	8.7	4.1
21	Evan Fitzner	6-10	C	5.1	3.1

Saint Mary's last game

W, 81-48 vs. Loyola Marymount, 2/16/17

BYU	CATEGORY	SMC
19-9, 10-5	W-L	23-3, 13-2
6-4	Last 10	8-2
3-2	Last 5	4-1
81.4	PPG	71.8
72.8	Opp PPG	56.3
+8.6	Margin	+15.5
.461	FG%	.493
.401	FG% Def	.415
.340	3FG%	.392
6.5	3FG/Game	8.6
.314	Opp 3FG%	.300
.729	FT%	.763
42.4	RPG	35.5
37.0	Opp RPG	25.6
+5.4	Margin	+10.0
16.2	Assist/Game	16.7
13.6	TO/Game	10.5
12.4	Opp TO/Game	9.4
-1.3	Margin	-1.2
6.8	Steals/Game	4.1
5.1	Blocks/Game	3.2

BY THE NUMBERS

- 4** TJ Haws scored 20 points in the season opener against Princeton to become the fourth freshman in team history to score 20-plus in his BYU debut. The other Cougars to achieve the mark are Mike Rose (26 points), Shawn Bradley (23) and Russell Larson (21).
- 6** The number of BYU players who were ranked in the top 100 of their respective recruiting classes, including: Yoeli Childs (53rd in 2016), Payton Dastrup (98th in 2014), Nick Emery (45th in 2013), TJ Haws (67th in 2014), Eric Mika (28th in 2013) and L.J. Rose (63rd in 2012).
- 8** BYU's season high in blocks, set at San Francisco. Yoeli Childs had three rejections while Eric Mika and Elijah Bryant had two apiece and Payton Dastrup had one. The previous season high was seven, set seven different times this season.
- 9** The number of offensive rebounds secured by Eric Mika against Princeton, tying the BYU single-game record. The record was previously set by four other Cougars with Ron Selleaze being the most recent at Colorado State on Feb. 12, 1998.
- 11** The number of consecutive seasons BYU has won at least 20 games. BYU has also reached the postseason in 11-straight seasons. Both streaks are program records.
- 13** BYU's 13 steals against Idaho State were a 2016-17 season high and the second-straight game the Cougars had double figure steals (BYU had 11 vs. Illinois).
- 16** The number of double-doubles for Eric Mika this season. His most recent double-double came vs. San Diego, when he posted 15 points and 10 rebounds.
- 17** The number of rebounds secured by Yoeli Childs at San Francisco, tied for the second most by a Cougar freshman in a single game with Mark Handy (1973 vs. Army) and one off the record of 18 set by Trent Plaisted in 2006 vs. TCU.
- 18** BYU trailed by as many as 18 points (41-23) at Loyola Marymount before coming back to win 81-76. It was the largest deficit overcome by the Cougars to win since defeating Iona in the 2012 NCAA Tournament after trailing by 25 points. Last season BYU overcame deficits of 15 (at LMU), 13 (at Gonzaga and at San Diego), 12 (Creighton) and 11 (Belmont) in victories.
- 23** BYU's offensive rebound total against Utah State, tied for the third highest single game total in team history. Yoeli Childs and Braiden Shaw led the way with four apiece.
- 25** Dave Rose reached 300 wins in his 407th career game on Feb. 4. He is tied with Bob Knight and John Thompson for 25th fastest to 300 career wins in NCAA history.
- 32** The number of consecutive games (the last nine of 2015-16 and the first 23 of 2016-17) that Nick Emery hit a 3-pointer, a BYU record. The old record of 28 consecutive games with a 3-pointer was set by Jimmer Fredette during the 2010-11 season.
- 159** The number of career 3s for Nick Emery, including a BYU freshman record 97 in 2015-16 and 57 this season. He is currently eighth all-time in career 3s at BYU. He is also second in career 3-point field goals per game at 2.5.
- 302** Dave Rose (2005 to present) is second all-time in BYU basketball history with 302 career victories, behind only the great Stan Watts, who coached the Cougars to 371 wins from 1949 to 1972 and was inducted into the Naismith Memorial Basketball Hall of Fame in 1986.

THE BASKETBALL HALL OF FAME: HOOPHALL AWARDS

Eric Mika was named one of 10 finalists for the Kareem Abdul-Jabbar Center of the Year Award on Feb. 3. The sophomore is averaging 20.0 points, 9.5 rebounds and 2.0 blocks per game.



LAST TIME OUT – EMERY AND BYU CRUISE PAST SAN DIEGO 82-70

PROVO, Utah – Nick Emery's hot shooting helped BYU men's basketball cruise past San Diego 82-70 Thursday night at the Marriott Center.

"It was a hard-fought game," BYU head coach Dave Rose said. "I think both teams were really aggressive, and it's nice to see Nick really aggressive offensively. Our guys recognized that and went to him. Overall, it's nice to get a big win and we're looking forward to Saturday."

Emery led the Cougars with 26 points. TJ Haws contributed 12 points and a career-high seven assists. Yoeli Childs collected 12 points and eight boards and Eric Mika had a double-double of 15 points and 10 rebounds. Elijah Bryant rounded out the effort with 15 points and eight boards in the win.

As a team, BYU (19-9, 10-5 West Coast Conference) collected 28 points in the paint compared to just 18 for San Diego (11-16, 4-11 WCC). The Cougars also had a 15-6 advantage in points off of turnovers.

Haws buried a 3-pointer with the shot clock winding down to give BYU the first points of the game, but San Diego followed with seven-straight points to take a 7-3 lead.

An Emery trey tied the game at 11-all and back-to-back Childs buckets extended the lead at 17-11 with 11 minutes left in the half.

A Bryant jumper gave BYU a double-digit advantage at 24-13, and a behind-the-back Emery pass ended in a Childs dunk, forcing a Torero timeout – trailing 34-19.

San Diego later rallied, going on a 9-2 run in just over a minute, to come back within 11, down 39-28.

With the Cougars going without a field goal for over five minutes, the Toreros went on a 10-1 run. Haws hit a long-distance 3-pointer at the halftime buzzer, however, to help his team go up 45-38 at the break.

Emery scored the first five points coming out from halftime en route to a 10-3 run, putting BYU up 55-41.

San Diego then cut the lead to nine at 58-49 after a 3-pointer, but the Cougars rolled from there – going on a 13-5 rally to extend their lead at 71-54 with under eight minutes remaining.

Despite double-digit fouls called on both sides, BYU maintained its advantage for the rest of the game, winning 82-70.

QUICK FACTS

University Information

Location: Provo, Utah 84602
 Elevation: 4,553 feet
 Enrollment: 33,360 (Daytime)
 Founded: October 15, 1875
 Owned: The Church of Jesus Christ of Latter-day Saints
 Nickname: Cougars
 Mascot: Cosmo
 Colors: Blue and White
 Arena (capacity): Marriott Center (18,987)
 Conference: West Coast Conference
 President: Kevin J Worthen (BYU, 1979)
 Athletic Director: Tom Holmoe (BYU, 1983)
 Athletic Website: BYUcougars.com
 Tickets: (801) 422-BYU1 or (800) 322-BYU1

2016-17 Preview

Lettermen Returning/Lost: 7/7
 Newcomers: 7
 Returning Redshirts: 1
 Starters Returning/Lost: 4/2
 Returning Scoring: 42.7% (1,322 of 3,093 pts)
 Returning Rebounding: 41.1% (623 of 1,514 reb)
 Returning Assists: 25.2% (154 of 611 ast)
 Returning Blocks: 60.5% (98 of 162)
 Returning Minutes: 40.3% (2,980 of 7,400)

2015-16 Review

Overall Record: 26-11
 H/A/N Record: 16-2/6-6/4-3
 Conference Record/Finish: 13-5 (3rd)
 2016 Postseason: (3-1 in the NIT)
 Semifinals: Valparaiso – L, 70-72
 2015 Final National Ranking: NR/NR

BYU Coaching Staff

Head Coach: Dave Rose
 Alma Mater (year): Houston (1983)
 Record at School (years): 302-108 (12th year)
 Career Division I Record (years): same
 Basketball Office Fax: (801) 422-5965
 Associate Head Coach (Alma Mater, year)
 Tim LaComb (Utah, 2006)
 Assistant Head Coach (Alma Mater, year)
 Terry Nashif (BYU, 2005)
 Assistant Coach (Alma Mater, year)
 Quincy Lewis (Wagner, 1993)
 Dir. of Basketball Operations: Andrew May (BYU, 2010)

BYU History

First Year of Basketball: 1903
 All-Time Record: 1782-1068 (.625)
 Winning Seasons: 89 (last 2015-16)
 Regular Season Conf. Championships: 29 (last 2010-11)
 Postseason Appearances (record): 41 (33-42)
 Total NCAA Appearances (record): 29 (15-32)
 Last NCAA Appearance: 2015
 First Round: L vs. No. 11 seed Ole Miss, 90-94
 Total NIT Appearances (Record): 12 (18-10)
 Last NIT Appearance: 2016
 Result: Advanced to the semifinals

Media Relations

Men's Basketball Contact: Kyle Chilton
 Cell Phone: 801-372-2080
 Office Phone: 801-422-4909
 Email: kyle_chilton@byu.edu

Media Information

Radio Station: Cougar IMG Sports Network/KSL
 102.7 FM and 1160 AM
 Play-By-Play Announcer: Greg Wrubell
 Beat Writers: Jeff Call, Deseret News
 Darnell Dickson, Daily Herald
 Jay Drew, Salt Lake Tribune

2016-17 BYU STARTING LINEUPS

Opponent	(1)	(2)	(3)	(4)	(5)
Princeton	L.J. Rose	Nick Emery	TJ Haws	Kyle Davis	Eric Mika
Coppin State	L.J. Rose	Nick Emery	TJ Haws	Kyle Davis	Eric Mika
Coastal Carolina	L.J. Rose	Nick Emery	TJ Haws	Kyle Davis	Eric Mika
vs. Saint Louis	L.J. Rose	Nick Emery	TJ Haws	Kyle Davis	Eric Mika
vs. Valparaiso	L.J. Rose	Nick Emery	TJ Haws	Kyle Davis	Eric Mika
Utah Valley	L.J. Rose	Nick Emery	TJ Haws	Kyle Davis	Eric Mika
vs. Utah State	L.J. Rose	Nick Emery	TJ Haws	Yoeli Childs	Eric Mika
vs. USC	L.J. Rose	Nick Emery	TJ Haws	Yoeli Childs	Eric Mika
Weber State	L.J. Rose	Nick Emery	TJ Haws	Yoeli Childs	Eric Mika
Colorado	L.J. Rose	Nick Emery	TJ Haws	Yoeli Childs	Eric Mika
vs. Illinois	L.J. Rose	Nick Emery	TJ Haws	Yoeli Childs	Eric Mika
Idaho State	L.J. Rose	Nick Emery	TJ Haws	Yoeli Childs	Eric Mika
CSU Bakersfield	L.J. Rose	Nick Emery	TJ Haws	Yoeli Childs	Eric Mika
Santa Clara	L.J. Rose	Nick Emery	TJ Haws	Yoeli Childs	Eric Mika
at Loyola Marymount	L.J. Rose	Nick Emery	TJ Haws	Yoeli Childs	Eric Mika
at Saint Mary's	L.J. Rose	Nick Emery	TJ Haws	Yoeli Childs	Eric Mika
Pacific	L.J. Rose	Nick Emery	TJ Haws	Yoeli Childs	Eric Mika
San Francisco	L.J. Rose	Nick Emery	TJ Haws	Yoeli Childs	Eric Mika
at San Diego	L.J. Rose	Nick Emery	TJ Haws	Yoeli Childs	Eric Mika
Pepperdine	L.J. Rose	Nick Emery	TJ Haws	Yoeli Childs	Eric Mika
at Pacific	L.J. Rose	Nick Emery	TJ Haws	Yoeli Childs	Eric Mika
at Santa Clara	L.J. Rose	Nick Emery	TJ Haws	Yoeli Childs	Eric Mika
Loyola Marymount	L.J. Rose	Nick Emery	TJ Haws	Yoeli Childs	Eric Mika
Gonzaga	L.J. Rose	Elijah Bryant	TJ Haws	Yoeli Childs	Eric Mika
Portland	L.J. Rose	Nick Emery	TJ Haws	Yoeli Childs	Eric Mika
at Pepperdine	TJ Haws	Nick Emery	Elijah Bryant	Yoeli Childs	Eric Mika
at San Francisco	TJ Haws	Nick Emery	Elijah Bryant	Yoeli Childs	Eric Mika
San Diego	TJ Haws	Nick Emery	Elijah Bryant	Yoeli Childs	Eric Mika
Saint Mary's					
at Portland					
at Gonzaga					
Won-Loss Records	(1)	(2)	(3)	(4)	(5)
4-2	L.J. Rose	Nick Emery	TJ Haws	Kyle Davis	Eric Mika
13-5	L.J. Rose	Nick Emery	TJ Haws	Yoeli Childs	Eric Mika
2-1	TJ Haws	Nick Emery	Elijah Bryant	Yoeli Childs	Eric Mika
0-1	L.J. Rose	Elijah Bryant	TJ Haws	Yoeli Childs	Eric Mika

GAMES PLAYED (RECORD)

	2016-17	Career
Corbin Kaufusi	10 (7-3)	80 (56-24)
Nick Emery	28 (19-9)	64 (44-20)
Eric Mika	28 (19-9)	61 (40-21)
Kyle Davis	10 (6-4)	47 (31-16)
Jamal Aytes	23 (16-7)	45 (33-12)
Braiden Shaw	25 (16-9)	44 (33-11)
Davin Guinn	28 (19-9)	37 (27-10)
Yoeli Childs	28 (19-9)	28 (19-9)
TJ Haws	28 (19-9)	28 (19-9)
L.J. Rose	25 (17-8)	25 (17-8)
Steven Beo	25 (17-8)	25 (17-8)
Colby Leifson	21 (14-7)	21 (14-7)
Payton Dastrup	19 (13-6)	19 (13-6)
Elijah Bryant	18 (12-6)	18 (12-6)
Zach Frampton	9 (7-2)	9 (7-2)

GAMES STARTED (RECORD)

	2016-17	Career
Nick Emery	27 (19-8)	59 (41-18)
Eric Mika	28 (19-9)	57 (36-21)
Kyle Davis	6 (4-2)	43 (30-13)
Corbin Kaufusi	—	36 (26-10)
TJ Haws	28 (19-9)	28 (19-9)
L.J. Rose	25 (17-8)	25 (17-8)
Yoeli Childs	22 (15-7)	22 (15-7)
Elijah Bryant	4 (2-2)	4 (2-2)

STREAKS

Streak	2016-17	Overall
Current won/loss streak	2 wins	same
At home	2 wins	same
On the road	1 win	same
On a neutral floor	2 losses	same
At home vs. Nonconference	4 wins	same
At home vs. WCC	2 wins	same
On the road vs. Nonconference	—	3 losses
On the road vs. WCC	1 win	same
On a neutral floor vs. Nonconference	2 losses	same
On a neutral floor vs. WCC	—	1 loss
At regular season tournament	1 loss	same
At WCC Tournament	—	1 loss
NCAA Tournament	—	3 losses
At NIT	—	1 loss
Games with a 3-point make	28 games	112 games
Vs. in-state teams	2 wins	same
At home vs. in-state teams	1 win	same
On the road vs. in-state teams	—	1 loss
On a neutral floor vs. in-state teams	4 wins	same

LEADS AND DEFICITS, BYU'S BIGGEST...

Halftime lead	20 (47-27 vs. CSUB, 12/22/16)
Halftime lead lost in defeat	2 (46-44 vs. Valparaiso, 11/23/16)
Halftime deficit	16 (26-42 vs. Gonzaga, 2/2/17)
Halftime deficit erased in victory	13 (34-47 at LMU, 12/31/16)
Overall lead	42 (96-54 vs. Coppin State, 11/17/16)
Margin of victory	37 (96-54 vs. Coppin State, 11/17/16)
Margin of defeat	16 (83-99 at Pepperdine, 2/9/17)
Lead lost in defeat	12 (21-9 vs. Valparaiso, 11/23/16)
Overall deficit	19 (21-40 vs. Gonzaga, 2/2/17)
Deficit overcome in victory	18 (23-41 at LMU, 12/31/16)

AWARDS CANDIDATES

Nick Emery

- Preseason All-WCC
- Hit a 3-pointer in 32-straight games (last nine games of 2015-16 and first 23 of 2016-17), a BYU record for consecutive games with a 3-point field goal
- In the WCC is second in steals, tied for fourth in 3-point field goals per game and 13th in scoring
- Tied his career-high with 37 points against Utah Valley
- Has hit five 3s four times this season
- Has scored in double figures 17 times this season
- First on the team with 47 steals and tied for first with 62 3-point field goals
- All-WCC Second Team and All-WCC Freshman Team in 2015-16

Eric Mika

- One of 10 finalists for the Kareem Abdul-Jabbar Award
- Three-time WCC Player of the Week (Nov. 21, Dec. 12 and Jan. 23)
- Preseason All-WCC
- One of only three players nationally averaging 20-plus points and 9-plus rebounds per game
- First nationally in free-throw attempts, second in free-throw makes, 10th in double-doubles, 33rd in scoring and 32nd in rebounding
- First in the WCC in rebounding (tied), blocks and double-doubles, second in scoring, 10th in field goal percentage and seventh in free-throw percentage
- Has 16 double-doubles, including a stretch of seven-straight games with a double-double
- Season highs of 31 points, 18 rebounds and four blocks
- Has 13 20-point games
- Has 16 games with multiple blocks, including four blocks against Utah State, at San Diego, at home vs. LMU and at Pepperdine and 12 games with 3-plus blocks

Yoeli Childs

- Has five double-doubles and has posted double-digit rebounds 10 times
- Has shot 50.0 percent or better 20 times
- Is second on the team in blocks and rebounds
- Is second in the WCC in blocks, third in rebounding and fifth in field goal percentage
- Currently second all-time in blocks in a season, second in rebounds per game and second in field goal percentage by a Cougar freshman
- Season highs of 23 points, 17 rebounds, four blocks and two steals
- Nationally is fifth among freshmen in rebounds per game and 10th in blocks per game

TJ Haws

- Has scored in double figures 21 times
- Is second on the team in scoring, assists and steals and tied for first in 3-point field goals
- In the WCC is sixth in steals, tied for fourth in 3-point field goals per game, 10th in assists, fourth in free-throw percentage, ninth in scoring, 13th in 3-point field goal percentage and 11th in assist/turnover ratio
- In the BYU freshman single season record book is third in 3-point field goals and second in games with 3-plus 3s
- Has dished out five-plus assists 10 times
- Season highs of 27 points, seven assists, four steals and six 3-point field goals
- Nationally is 27th among freshmen in scoring and 18th in 3-point field goals per game

NOTES AND STORYLINES

Childs, Please!

Yoeli Childs' performance at San Francisco (23 points, 17 rebounds, 3 blocks) was one of the best ever by a Cougar freshman. In fact, it was just the third time a BYU freshman had 20-plus points and 15-plus rebounds in the same game. Shawn Bradley was the first with 22 points, 16 rebounds and seven blocks vs. Arizona State on Dec. 12, 1990. Trent Plaisted was the second with 22 points, 16 rebounds and two blocks on Jan. 25, 2006 vs. TCU.

Youth Movement

The last three games, BYU has started three sophomores (Elijah Bryant, Nick Emery and Eric Mika) and two freshmen (Yoeli Childs and TJ Haws). Prior to those two games, BYU had fielded a starting five with no upperclassmen only twice: 12/30/77 vs. Hawaii (three freshmen and two sophomores) and 12/8/98 vs. Washington State (two freshmen and three sophomores).

Freshman Scoring Duos

TJ Haws (14.3 points per game) and Yoeli Childs (9.3) are among the highest scoring freshman duos in BYU history. Others include Fred Roberts (14.3) and Devin Durrant (13.2) in 1978-79, Danny Ainge (21.1) and Greg Ballif (5.0) in 1977-78, Mark Bigelow (15.0) and Michael Vranes (10.9) in 1998-99 and Nick Emery (16.3) and Zac Seljaas (7.6) in 2015-16.

Dave Rose

BYU head coach Dave Rose has led the Cougars to one of the most successful eras in program history since taking over in 2005. His career record of 302-108 ranks him second in BYU history in total victories and first in winning percentage (.737). Rose has been named conference coach of the year three times, led the Cougars to four conference titles, eight NCAA tournament appearances, three NIT appearances, eight 25-win seasons and 11 20-win seasons.

BYU and the Postseason

Under Dave Rose, BYU has reached the postseason in 11-straight seasons, a school record. The previous record was six-straight seasons (1989-90 to 1994-95). During that time the Cougars have earned eight bids to the NCAA tournament and three to the NIT. The Cougars' eight NCAA tournament bids in the last 11 years are more than 217 NCAA Division I schools have since beginning their programs.

Rose among the nation's best

Dave Rose is 10th in career winning percentage among active NCAA Division I head coaches (as of 2/16/17).

Rk	Coach	Yrs.	W	L	Pct.	Rk	Coach	Yrs.	W	L	Pct.
1	Mark Few, Gonzaga	18	493	111	.8162	9	Steve Prohm, Iowa State	6	143	50	.7409
2	Roy Williams, UNC	29	805	214	.7900	10	Dave Rose, BYU	12	302	108	.7366
3	John Calipari, Kentucky	25	641	190	.7714	11	Jamie Dixon, TCU	14	345	132	.7233
4	Mike Krzyzewski, Duke	42	1064	326	.7655	12	Greg Marshall, Wichita State	19	448	172	.7226
5	Bill Self, Kansas	24	615	191	.7630	13	Tim Cluess, Iona	11	255	98	.7224
6	Sean Miller, Arizona	13	332	111	.7494	14	Bruce Pearl, Auburn	22	504	195	.7210
7	Thad Matta, Ohio State	17	437	151	.7432	15	Jim Boeheim, Syracuse	41	900	353	.7183
8	Rick Pitino, Louisville	32	766	267	.7415						

Keeping up with the Cougars

BYU basketball has consistently ranked among the top offensive teams in the country since 2009. Since 2009, BYU is the only team in the country to be ranked among the top-15 in scoring each year (2nd in 2009-10 and 2014-15, 3rd in 2013-14, 7th in 2010-11, 9th in 2015-16, 12th in 2012-13 and 13th in 2011-12. The Cougars are averaging 81.4 points per game (29th) in 2016-17.

Missions

Nine of BYU's players and four members of the coaching staff have served missions for The Church of Jesus Christ of Latter-day Saints. See the list below:

Players	Players	Coaches
Payton Dastrup: Panama	TJ Haws: France	Dave Rose: England
Kyle Davis: Detroit	Corbin Kaufusi: South Korea	Tim LaComb: Boston
Nick Emery: Germany	Eric Mika: Italy	Andrew May: Washington, D.C.
Zach Frampton: Chile	Braiden Shaw: Sacramento, California	Terry Nashif: Columbia, South Carolina
Davin Gunn: Mexico		

From the gridiron to the hardwood

Junior forward Corbin Kaufusi played defensive end for Kalani Sitake in the fall and switched back to playing center for Dave Rose in time for West Coast Conference play. Kaufusi played all 13 during the football season, made four starts and finished with 31 tackles, 2.5 sacks, 2 blocked kicks and 1 pass breakup.

Record-breaking brothers

Sophomore guard Nick Emery and freshman guard TJ Haws both have brothers who played for Dave Rose and set records during their BYU careers. Emery's brother Jackson played at BYU from 2005-06, 2008-11, and became BYU's record holder for steals in a season (101 in 2010-11) and career (249). Haws' older brother Tyler played from 2009-10, 12-15 and finished his career as BYU's all-time leading scorer with 2,720 career points.

Together again

Four members of the 2016-17 BYU basketball team – Nick Emery, TJ Haws, Eric Mika and Zach Frampton – and assistant coach Quincy Lewis are being reunited in 2016-17. Prior to coming to BYU, Lewis was the head coach at Lone Peak High School and in 2012-13, he had Emery, Haws, Mika and Frampton on his team. That season the Knights finished 26-1, won the Utah 5A state title and the MaxPreps.com National Championship. Emery, Haws and Mika were all named first-team all-state while Emery was named Mr. Basketball by the Deseret News and the Utah Gatorade Player of the Year.

CAREER RECORDS

3-Point Field Goals Made

Rk	Name, Years	3FG
1	Jimmer Fredette, 2007-11	296
2	Jonathan Tavernari, 2006-10	265
3	Jackson Emery, 2005-06, 08-11	230
4	Chase Fischer, 2014-16	215
5	Mark Bigelow, 1998-99, 01-04	213
6	Mike Rose, 2003-07	163
7	Tyler Haws, 09-10, 12-15	162
8	Nick Emery, 2015-17	159
9	Matt Carlino, 2011-14	157
10	Lee Cummond, 2005-09	153

3-Point Field Goals Per Game

Rk	Name, Years	G	3FG	Avg
1	Chase Fischer, 2014-16	71	215	3.03
2	Nick Emery, 2015-17	64	159	2.48
3	Jimmer Fredette, 2007-11	139	296	2.13
4	Jonathan Tavernari, 2006-10	132	265	2.01
5	Nick Sanderson, 1991-93	65	129	1.98

Blocks

Rk	Name, Years	G	Blk	Avg
1	Greg Kite, 1979-83	112	208	1.9
2	Shawn Bradley, 1990-91	34	177	5.2
3	Noah Hartssock, 2008-12	134	177	1.3
4	Russell Larson, 1991-95	129	166	1.3
5	Brandon Davies, 2009-13	135	123	0.9
6	Alan Taylor, 1976-80	110	119	1.1
7	Trent Plaisted, 2004-08	103	107	1.0
8	Jeff Chatman, 1984-88	122	107	0.9
9	Lee Cummond, 2005-09	131	106	0.8
10	Chris Miles, 2004-05, 07-10	131	89	0.7
11	Nate Austin, 2011-16	153	89	0.6
12	Jim Usevitch, 1982-84, 86-88	107	84	0.8
13	Mekeli Wesley, 1997-01	115	82	0.7
14	Eric Mika, 2013-14, 16-17	61	81	1.3
15	Corbin Kaufusi, 2014-16	80	78	1.0

Blocks Per Game

Rk	Name, Years	G	Blk	Avg
1	Shawn Bradley, 1990-91	34	177	5.2
2	Greg Kite, 1979-83	112	208	1.86
3	Eric Mika, 2013-14, 16-17	61	81	1.328
4	Noah Hartssock, 2008-12	134	177	1.321
5	Russell Larson, 1991-95	129	166	1.29
6	Alan Taylor, 1976-80	110	119	1.08
7	Trent Plaisted, 2004-08	103	107	1.04
8	Alan Pollard, 1984-86	60	62	1.03
9	Corbin Kaufusi, 2014-16	80	78	0.98
10	Brandon Davies, 2009-13	135	123	0.91

Steals Per Game

Rk	Name, Years	G	Stl	Avg
1	Jackson Emery, 2005-06, 08-11	133	249	1.87
2	Matt Carlino, 2011-15	96	161	1.68
3	Danny Ainge, 1977-81	118	195	1.65
4	Kyle Collinsworth, 2010-11, 13-16	140	229	1.64
5	Nick Emery, 2015-17	64	99	1.55
6	Terrell Lyday, 1999-01	66	99	1.50
7	Mike Hall, 2003-05	60	89	1.48
8	Marty Haws, 1986-90	123	182	1.48
9	Robbie Reid, 1993-95	64	94	1.47
10	Rafael Araujo, 2002-04	62	88	1.42

3 Blocks Games

Rk	Name, Years	#
1	Greg Kite, 1979-83	35
2	Shawn Bradley, 1990-91	28
3	Noah Hartssock, 2008-12	24
4	Russell Larson, 1991-95	21
5	Alan Taylor, 1976-80	13
6	Eric Mika, 2013-14, 16-17	13
7	Alan Pollard, 1984-86	10
8	Jeff Chatman, 1984-88	10
9	Trent Plaisted, 2004-08	9
10	Jim Usevitch, 1982-84, 86-88	9
11	Lee Cummond, 2005-09	8
12	Brandon Davies, 2009-13	8
13	Corbin Kaufusi, 2014-17	7
14	Yoeli Childs, 2016-17	7

5 3-Pointers Games

Rk	Name, Years	#
1	Chase Fischer, 2014-16	14
2	Jonathan Tavernari, 2006-10	13
3	Jimmer Fredette, 2007-11	13
4	Jackson Emery, 2005-06, 08-11	11
5	Nick Emery, 2015-17	8

3 3-Pointers Games

Rk	Name, Years	#
1	Jimmer Fredette, 2007-11	47
2	Jonathan Tavernari, 2006-10	46
3	Chase Fischer, 2014-16	39
4	Jackson Emery, 2005-06, 08-11	34
5	Mark Bigelow, 1998-99, 01-04	34
6	Nick Emery, 2015-17	30

Consecutive Games with a 3-Pointer

Rk	Name, Years	#
1	Nick Emery, 2/20/16 to 1/28/17	32
2	Jimmer Fredette, 12/8/10 to 3/24/11	28
3	Chase Fischer, 12/23/15 to 3/29/16	26
4	Jonathan Tavernari, 11/29/08 to 2/24/09	22

Consecutive Double-Doubles

Rk	Name, Years	#
1	Kresimir Cosic, 2/26/71 to 12/11/71	10
2	Brett Applegate, 12/21/83 to 1/30/84	10
3	John Fairchild, 2/20/65 to 3/14/65	7
4	Eric Mika, 12/31/16 to 1/21/16	7
5	Bruce Burton, 1/5/63 to 2/2/63	6
6	Kresimir Cosic, 12/29/71 to 1/27/72	6

SEASON RECORDS

Double-Doubles

Rk	Name, Years	#
1	John Fairchild, 1964-65	22
2	Brett Applegate, 1983-84	21
3	Kresimir Cosic, 1971-72	20
4	Steve Trumbo, 1981-82	18
5	John Fairchild, 1963-64	17
6	Russell Larson, 1993-94	16
7	Rafael Araujo, 2003-04	16
8	Eric Mika, 2016-17	16
9	Bruce Burton, 1962-63	16
10	Kresimir Cosic, 1970-71	15
11	Kyle Collinsworth, 2015-16	15
12	Kyle Collinsworth, 2014-15	14

SINGLE GAME RECORDS

Offensive Rebounds

Rk	Name vs. Opponent, Date	OReb
1	Steve Schreiner (Sr.) vs. New Mexico, 01/12/1991	9
2	Jared Miller (Sr.) vs. New Mexico, 03/12/1993	9
3	Kenneth Roberts (So.) vs. Fresno State, 01/13/1994	9
4	Ron Sellaize (Jr.) at Colorado State, 02/12/1998	9
5	Eric Mika (So.) vs. Princeton, 11/14/16	9

Field Goals Made, No Misses

Rk	Name vs. Opponent, Date	FGs
1	Kresimir Cosic (So.) vs. Arizona, 02/26/1971	12
2	Jeff Chatman (So.) vs. Fordham, 12/07/1985	9
3	Jim Usevitch (Sr.) at Utah State, 12/01/1987	9
4	Trent Plaisted (Jr.) at Colorado State, 02/13/2008	9
5	Alan Taylor (Jr.) at Baylor, 12/01/1978	8
6	Brock Zylstra (Jr.) vs. San Francisco, 01/07/2012	8
7	Eric Mika (So.) vs. Utah Valley, 11/26/16	8

FRESHMAN SEASON RECORDS

Scoring Average

Rk	Name, Year	G	Pts	Avg
1	Danny Ainge, 1977-78	30	632	21.1
2	Nick Emery, 2015-16	36	585	16.3
3	Mark Bigelow, 1998-99	28	419	15.0
4	Shawn Bradley, 1990-91	34	503	14.8
5	TJ Haws, 2016-17	28	401	14.32
6	Fred Roberts, 1978-79	28	399	14.25
7	Trent Plaisted, 2005-06	29	394	13.6
8	Mekeli Wesley, 1997-98	30	406	13.5
9	Devin Durrant, 1978-79	28	370	13.2
10	Matt Carlino, 2011-12	25	305	12.2

Field Goal Percentage

Rk	Name, Year	FG	FGA	Pct
1	Jared Jensen, 2001-02	88	149	.591
2	Yoeli Childs, 2016-17	104	182	.571
3	Fred Roberts, 1978-79	158	291	.543
4	Nate Austin, 2011-12	58	107	.542
5	Russell Larson, 1991-92	101	187	.5401
6	Devin Durrant, 1978-79	142	263	.5399
7	Brandon Davies, 2009-10	69	128	.539
8	Eric Mika, 2013-14	139	264	.527
9	Trent Plaisted, 2005-06	144	276	.522
10	Shawn Bradley, 1990-91	187	361	.518

*Minimum 50 FG Made

Rebounds

Rk	Name, Year	G	Reb	Avg
1	Shawn Bradley, 1990-91	34	262	7.7
2	Yoeli Childs, 2016-17	28	240	8.6
3	Mark Handy, 1973-74	26	227	8.7
4	Eric Mika, 2013-14	33	211	6.4
5	Trent Plaisted, 2005-06	29	199	6.9

Rebounds Per Game

Rk	Name, Year	G	Reb	Avg
1	Mark Handy, 1973-74	26	227	8.7
2	Yoeli Childs, 2016-17	28	240	8.6
3	Shawn Bradley, 1990-91	34	262	7.7
4	Trent Plaisted, 2005-06	29	199	6.9
5	Fred Roberts, 1978-79	28	191	6.8

3-Point Field Goals

Rk	Name, Years	#
1	Nick Emery, 2015-16	97
2	Zac Seljaas, 2015-16	68
3	TJ Haws, 2016-17	62
4	Mark Bigelow, 1998-99	44
5	Jimmer Fredette, 2007-08	43
6	Matt Carlino, 2011-12	41
7	Michael Vranes, 1998-99	40
8	Robbie Reid, 1993-94	35
9	Jonathan Tavernari, 2006-07	29
10	Mike Rose, 2003-04	28

3-Point Field Goal Percentage

Rk	Name, Year	3FG	3FGA	Pct
1	Zac Seljaas, 2015-16	68	136	.500
2	Ryan Cuff, 1992-93	20	42	.476
3	Mike Rose, 2003-04	28	61	.459
4	Michael Vranes, 1998-99	40	96	.417
5	TJ Haws, 2016-17	62	157	.395
6	Todd Christensen, 1995-96	23	59	.390
7	Mark Bigelow, 1998-99	44	113	.389
8	Nick Emery, 2015-16	97	253	.383
9	Jonathan Tavernari, 2006-07	29	78	.372
10	Tyler Haws, 2009-10	25	68	.368

Blocks

Rk	Name, Year	G	Blk	Avg
1	Shawn Bradley, 1990-91	34	177	5.2
2	Yoeli Childs, 2016-17	28	44	1.6
3	Russell Larson, 1991-92	32	41	1.3
4	Corbin Kaufusi, 2014-15	34	34	1.0
5	Alan Pollard, 1984-85	29	30	1.0
6	Chris Miles, 2004-05	28	30	1.1
7	Trent Plaisted, 2005-06	29	27	0.9
8	Eric Mika, 2013-14	33	24	0.7
9	Fred Roberts, 1978-79	28	23	0.8
10	Mekeli Wesley, 1997-98	30	21	0.7

Blocks Per Game

Rk	Name, Year	G	Blk	Avg
1	Shawn Bradley, 1990-91	34	177	5.2
2	Yoeli Childs, 2016-17	28	44	1.6
3	Russell Larson, 1991-92	32	41	1.3
4	Chris Miles, 2004-05	28	30	1.1
5	Alan Pollard, 1984-85	29	30	1.03

3-Blocks Games

Rk	Name, Years	#
1	Shawn Bradley, 1990-91	28
2	Russell Larson, 1991-92	8
3	Yoeli Childs, 2016-17	7
4	Alan Pollard, 1984-85	5
5	Chris Miles, 2004-05	4
6	Corbin Kaufusi, 2014-15	3
7	Greg Kite, 1979-80	2
8	Mekeli Wesley, 1997-98	2
9	Trent Plaisted, 2005-06	2
10	James Anderson, 2008-09	2

3-Steals Games

Rk	Name, Years	#
1	Danny Ainge, 1977-78	11
2	Anson Winder, 2011-12	7
3	Nick Emery, 2015-16	7
4	Matt Carlino, 2011-12	6
5	Steve Craig, 1975-76	5
6	Kyle Collinsworth, 2010-11	5
7	TJ Haws, 2016-17	5
8	Mark Bigelow, 1998-99	4

3 3-Pointers Games

Rk	Name, Years	#
1	Nick Emery, 2015-16	20
2	TJ Haws, 2016-17	14
3	Zac Seljaas, 2015-16	10
4	Matt Carlino, 2011-12	7
5	Robbie Reid, 1993-94	5
6	Mark Bigelow, 1998-99	5
7	Mike Rose, 2003-04	5
8	Jimmer Fredette, 2007-08	5

Double Figure Sc

BYU BASKETBALL

BYU'S RECORD WHEN/MISCELLANEOUS STATS

BYU'S RECORD WHEN ...

Venue	16-17	H	A	N	Under Rose
Overall	19-9	14-2	3-4	2-3	302-108
Home	14-2	—	—	—	174-19
Away	3-4	—	—	—	85-56
Neutral	2-3	—	—	—	43-33
Lead at the half/end of game...	16-17	H	A	N	Under Rose
BYU leads at the half	17-1	13-0	2-0	2-1	249-29
Opponent leads at the half	2-8	1-2	1-4	0-2	44-73
Score tied at the half	0-0	0-0	0-0	0-0	9-6
BYU leads w/5 min left	17-0	13-0	2-0	2-0	283-9
Opponent leads w/5 min left	2-9	1-2	1-4	0-3	16-97
Score tied w/5 min left	0-0	0-0	0-0	0-0	3-2
BYU leads w/1 min left	18-0	14-0	2-0	2-0	295-2
Opponent leads w/1 min left	0-9	0-2	0-4	0-3	3-100
Score tied w/1 min left	1-0	0-0	1-0	0-0	4-6
Game goes into overtime	0-0	0-0	0-0	0-0	8-8
BYU scores...	16-17	H	A	N	Under Rose
100-plus points	0-1	0-1	0-0	0-0	16-2
90-99 points	4-0	3-0	0-0	1-0	61-3
80-89 points	9-3	8-0	1-1	0-2	103-19
70-79 points	4-3	3-1	0-1	1-1	94-34
60-69 points	2-2	0-0	2-2	0-0	24-44
60 or less points	0-0	0-0	0-0	0-0	4-6
Opponent scores...	16-17	H	A	N	Under Rose
100-plus points	0-1	0-1	0-0	0-0	2-4
90-99 points	0-3	0-0	0-1	0-2	4-14
80-89 points	0-3	0-1	0-2	0-0	21-40
70-79 points	8-2	7-0	1-1	0-1	72-41
60-69 points	6-0	4-0	0-0	2-0	122-9
50-59 points	4-0	3-0	1-0	0-0	59-0
50 or less points	1-0	0-0	1-0	0-0	22-0
BYU double figure scorers	16-17	H	A	N	Under Rose
One player in double figures	0-0	0-0	0-0	0-0	1-4
Two players in double figures	2-2	1-0	1-2	0-0	34-23
Three players in double figures	5-3	4-1	0-1	1-1	100-50
Four players in double figures	10-4	7-1	2-1	1-2	109-26
Five players in double figures	2-0	2-0	0-0	0-0	45-5
Six players in double figures	0-0	0-0	0-0	0-0	12-0
Seven players in double figures	0-0	0-0	0-0	0-0	1-0
Shooting, rebounding and TOs	16-17	H	A	N	Under Rose
BYU shoots 50% or better	9-0	8-0	0-0	1-0	135-10
Opponent shoots 50% or better	0-3	0-1	0-2	0-0	16-36
BYU outshoots opponent	17-0	14-0	2-0	1-0	245-19
Opponent outshoots BYU	2-8	0-2	1-3	1-3	56-86
Teams shoot equal FG%	0-1	0-0	0-1	0-0	1-3
BYU outrebounds opponent	16-3	12-0	2-2	2-1	232-31
Opponent outrebounds BYU	1-6	0-2	1-2	0-2	55-70
BYU, opponent tie in rebounds	2-0	2-0	0-0	0-0	14-7
BYU has a positive TO margin	5-4	3-2	1-1	1-1	186-44
BYU has a negative TO margin	12-4	10-0	2-3	0-1	86-51
BYU, opponent tie in TOs	2-1	1-0	0-0	1-1	29-13
Wins, losses and rest	16-17	H	A	N	Under Rose
Coming off a win	10-8	7-1	2-4	1-3	213-88
Coming off a loss	9-1	7-1	1-0	1-0	89-20
Two-plus days between games	10-7	9-2	0-3	1-2	236-80
One day between games	9-2	5-0	3-1	1-1	53-14
Playing the next day	0-0	0-0	0-0	0-0	13-14
Days	16-17	H	A	N	Under Rose
Monday	2-0	1-0	0-0	1-0	9-4
Tuesday	1-0	1-0	0-0	0-0	39-10
Wednesday	1-1	0-0	0-0	1-1	55-16
Thursday	7-4	7-1	0-3	0-0	47-25
Friday	0-0	0-0	0-0	0-0	29-7
Saturday	8-4	5-1	3-1	0-2	123-46

BYU'S RECORD WHEN ...

On television	16-17	H	A	N	Under Rose
All games on TV	18-8	14-1	3-4	1-3	264-101
On BYUtv	12-0	10-0	0-0	1-0	100-8
On ESPN	0-0	0-0	0-0	0-0	2-4
On ESPN2	2-2	2-1	0-0	0-1	16-22
On ESPN3	1-4	1-0	0-3	0-1	25-12
On ESPNNEWS	0-0	0-0	0-0	0-0	1-0
On SSN/ROOT Sports	3-1	0-0	3-1	0-0	11-8
On truTV	0-0	0-0	0-0	0-0	1-4
On CBS	0-0	0-0	0-0	0-0	4-5
On Pac-12 Network	0-0	0-0	0-0	0-0	0-4
On Big Ten Network	0-1	0-0	0-0	0-1	0-2
Top 25	16-17	H	A	N	Under Rose
vs. a top 25 opponent	0-2	0-1	0-1	0-0	12-29
as a top 25 team	0-0	0-0	0-0	0-0	57-16
Months	16-17	H	A	N	Under Rose
November	5-2	3-1	0-0	2-1	58-16
December	6-2	5-0	1-0	0-2	68-25
January	5-3	4-0	1-3	0-0	73-27
February	3-2	2-1	1-1	0-0	66-17
March	0-0	0-0	0-0	0-0	37-22
April	0-0	0-0	0-0	0-0	0-1
Margin of victory/defeat	16-17	H	A	N	Under Rose
1-4 points	0-2	0-0	0-0	0-2	31-29
5-9 points	4-2	3-0	1-1	0-1	52-31
10-15 points	7-4	5-2	1-2	1-0	81-29
16-19 points	2-1	1-0	1-1	0-0	34-14
20-29 points	2-0	2-0	0-0	0-0	57-5
30-39 points	3-0	2-0	0-0	1-0	30-0
40-49 points	0-0	0-0	0-0	0-0	9-0
50+ points	0-0	0-0	0-0	0-0	6-0
BYU points per possession	16-17	H	A	N	Under Rose
> 1.4	0-0	0-0	0-0	0-0	6-0
1.3-1.399	0-0	0-0	0-0	0-0	23-0
1.2-1.299	3-0	3-0	0-0	0-0	75-0
1.1-1.199	5-1	3-0	1-1	1-0	81-12
1.0-1.099	8-6	7-1	0-2	1-3	87-44
0.9-0.999	3-2	1-1	2-1	0-0	27-35
0.8-0.899	0-0	0-0	0-0	0-0	3-16
< 0.8	0-0	0-0	0-0	0-0	0-1
Opp points per possession	16-17	H	A	N	Under Rose
> 1.4	0-0	0-0	0-0	0-0	0-0
1.3-1.399	0-1	0-0	0-1	0-0	0-3
1.2-1.299	0-1	0-0	0-1	0-0	3-19
1.1-1.199	0-4	0-1	0-1	0-2	13-44
1.0-1.099	2-3	1-1	1-1	0-1	65-35
0.9-0.999	5-0	5-0	0-0	0-0	95-6
0.8-0.899	7-0	6-0	0-0	1-0	68-1
< 0.8	5-0	2-0	2-0	1-0	58-0

DUNKS

	2016-17	Career
Corbin Kaufusi	0	34
Eric Mika	30	53
Kyle Davis	3	16
Nick Emery	1	2
Yoeli Childs	33	33
Braiden Shaw	4	4
Davin Guinn	1	1
BYU	72	
Opponents	46	

LATE GAME FREE THROWS, 5:00-2:00

Player	Season	Career
Eric Mika	32-41 (.780)	41-57 (.719)
Corbin Kaufusi	0-0 (.000)	7-16 (.438)
Braiden Shaw	0-2 (.000)	2-6 (.333)
Kyle Davis	2-2 (1.000)	9-14 (.643)
Nick Emery	8-8 (1.000)	19-21 (.905)
Davin Guinn	2-2 (1.000)	5-8 (.625)
TJ Haws	14-18 (.778)	14-18 (.778)
Yoeli Childs	5-9 (.556)	5-9 (.556)
Steven Beo	0-1 (.000)	0-1 (.000)
Elijah Bryant	6-10 (.600)	6-10 (.600)
Totals	67-91 (.736)	
Under Rose	769-1056 (.728)	

LATE GAME FREE THROWS, 2:00-0:00

Player	Season	Career
Eric Mika	9-12 (.750)	11-15 (.733)
Corbin Kaufusi	0-1 (.000)	3-6 (.500)
Braiden Shaw	0-2 (.000)	1-5 (.200)
Nick Emery	8-9 (.889)	29-33 (.879)
Kyle Davis	2-4 (.500)	7-11 (.636)
Jamal Aytes	0-0 (.000)	3-4 (.750)
Davin Guinn	1-2 (.500)	3-4 (.750)
L.J. Rose	13-16 (.813)	13-16 (.813)
Elijah Bryant	7-11 (.636)	7-11 (.636)
TJ Haws	12-15 (.800)	12-15 (.800)
Yoeli Childs	3-6 (.500)	3-6 (.500)
Steven Beo	2-6 (.333)	2-6 (.333)
Totals	57-84 (.679)	
Under Rose	991-1328 (.746)	

2016-17 SCORING BY HALF (BYU-OPPONENT)

Opponent	1st half	Margin	FG %	2nd half	Margin	FG %	OT	Margin	FG %	Final	Margin	FG %
Princeton	44-35	+9	46.4-36.1	38-38	0	34.4-38.9	--	--	--	82-73	+9	40.0-37.5
Coppin State	48-32	+16	48.5-30.2	48-27	+21	56.3-21.1	--	--	--	96-59	+37	52.3-25.9
Coastal Carolina	40-25	+15	45.7-26.3	41-40	+1	50.0-42.1	--	--	--	81-65	+16	47.8-34.2
vs. Saint Louis	40-33	+7	46.4-33.3	52-29	+23	54.1-36.7	--	--	--	92-62	+30	50.8-34.8
vs. Valparaiso	46-44	+2	42.9-45.5	43-48	-5	44.0-41.9	--	--	--	89-92	-3	43.3-43.8
Utah Valley	52-54	-2	52.8-52.9	49-60	-11	42.9-52.9	--	--	--	101-114	-13	47.4-52.9
vs. Utah State	37-31	+6	38.6-43.8	40-32	+8	29.6-38.7	--	--	--	77-63	+14	35.2-41.3
vs. USC	32-39	-7	36.1-38.5	52-52	0	51.5-55.6	--	--	--	84-91	-7	43.5-45.5
Weber State	37-28	+9	48.4-39.3	40-38	+2	46.4-46.4	--	--	--	77-66	+11	47.5-42.9
Colorado	40-38	+2	48.5-45.5	39-33	+6	40.0-31.0	--	--	--	79-71	+8	44.8-38.7
vs. Illinois	37-43	-6	43.3-52.9	36-32	+4	41.9-40.0	--	--	--	73-75	-2	42.6-46.9
Idaho State	39-31	+8	40.6-35.7	45-27	+18	65.4-32.4	--	--	--	84-58	+26	51.7-33.9
CSU Bakersfield	47-27	+20	58.6-27.0	34-44	+10	45.0-47.6	--	--	--	81-71	+10	53.1-38.0
Santa Clara	44-26	+18	53.3-28.1	45-33	+12	53.3-32.4	--	--	--	89-59	+30	53.3-30.4
at Loyola Marymount	34-47	-13	35.5-54.8	47-29	+18	50.0-41.9	--	--	--	81-76	+5	42.6-48.4
at Saint Mary's	36-44	-8	48.3-64.3	32-37	-5	40.6-46.4	--	--	--	68-81	-13	44.3-55.4
Pacific	47-29	+18	43.3-32.4	44-33	+11	58.1-36.1	--	--	--	91-62	+29	50.8-34.3
San Francisco	38-32	+6	48.3-40.6	47-43	+4	65.2-44.4	--	--	--	85-75	+10	55.8-42.6
at San Diego	32-34	-2	45.8-39.3	43-54	-11	38.9-57.1	--	--	--	75-88	-13	41.7-48.2
Pepperdine	51-35	+16	45.9-42.9	48-35	+13	58.3-38.2	--	--	--	99-70	+29	52.1-40.6
at Pacific	29-22	+7	37.9-24.1	33-25	+8	48.1-37.5	--	--	--	62-47	+15	42.9-31.1
at Santa Clara	28-34	-6	43.5-40.0	40-42	-2	44.8-50.0	--	--	--	76-68	+8	44.2-44.2
Loyola Marymount	43-40	+3	51.9-45.7	42-37	+5	54.5-36.4	--	--	--	85-77	+8	53.1-41.2
Gonzaga	26-42	-16	32.3-51.9	49-43	+6	38.9-40.6	--	--	--	75-85	-10	35.8-45.8
Portland	28-34	-6	40.7-35.5	45-28	+17	37.0-29.6	--	--	--	73-62	+11	38.9-32.8
at Pepperdine	43-52	-9	47.1-59.4	40-47	-7	48.0-56.3	--	--	--	83-99	-16	47.5-57.8
at San Francisco	36-22	+14	51.9-22.2	32-30	+2	40.0-27.0	--	--	--	68-52	+16	46.2-24.7
San Diego	45-38	+7	53.3-50.0	37-32	+5	35.7-33.3	--	--	--	82-70	+12	44.8-42.1
Saint Mary's												
at Portland												
at Gonzaga												
Totals	39.2-35.4	+3.9	45.9-40.2	42.2-37.4	+4.8	46.3-40.1	--	--	--	81.4-72.8	+8.6	46.1-40.1

* Superlatives in bold

2016-17 Offensive Trends (BYU-Opponent)

Opponent	Points/Paint	Points Off TO	2nd Chance Points	Fastbreak Points	Bench Points	Big Run	Big Lead					
Princeton	32	30	13	8	22	12	4	0	10	30	10-0/5-0	11/5
Coppin State	46	24	16	15	15	7	17	4	45	29	12-0/5-0	42/-
Coastal Carolina	40	32	8	13	5	13	6	2	23	27	6-0/8-0	24/-
vs. Saint Louis	58	32	18	17	15	15	4	2	27	15	16-0/10-0	30/-
vs. Valparaiso	26	34	11	22	12	13	4	6	32	6	8-0/7-0	12/8
Utah Valley	58	36	22	19	16	10	11	12	18	35	9-0/15-0	5/16
vs. Utah State	36	32	15	14	20	10	7	3	14	15	8-0/9-0	14/5
vs. USC	48	42	12	19	15	12	6	12	14	20	12-0/10-0	10/16
Weber State	44	28	20	15	17	10	4	8	15	11	7-0/10-0	13/1
Colorado	28	24	10	19	14	9	0	4	8	16	8-0/10-0	10/3
vs. Illinois	42	36	14	21	7	16	14	4	7	28	11-0/8-0	1/16
Idaho State	34	14	16	9	11	5	6	4	17	14	11-0/6-0	28/-
CSU Bakersfield	28	34	9	17	8	10	13	12	9	32	10-0/7-0	23/-
Santa Clara	34	20	11	7	11	9	2	3	30	21	10-0/4-0	35/-
at Loyola Marymount	26	40	15	11	14	12	0	3	5	33	11-0/10-0	5/18
at Saint Mary's	38	42	7	4	11	10	2	4	16	7	5-0/13-0	3/15
Pacific	34	34	7	7	12	12	4	4	30	25	8-0/5-0	34/-
San Francisco	46	38	11	14	12	12	5	4	15	38	11-0/7-0	14/-
at San Diego	12	14	8	21	9	13	0	0	17	5	9-0/13-0	5/15
Pepperdine	57	38	13	19	16	5	17	8	41	16	12-0/4-0	32/3
at Pacific	22	26	8	18	6	8	13	7	14	11	11-0/9-0	19/1
at Santa Clara	34	16	15	20	9	6	2	2	15	6	6-0/13-0	5/14
Loyola Marymount	30	30	12	19	8	5	4	4	15	16	6-0/8-0	16/2
Gonzaga	26	36	23	14	4	11	10	8	8	14	9-0/9-0	-/19
Portland	34	18	13	11	5	11	7	0	8	9	13-0/9-0	11/10
at Pepperdine	34	46	12	22	15	7	5	10	11	21	5-0/11-0	3/17
at San Francisco	22	12	11	8	7	6	4	2	1	31	11-0/6-0	20/2
San Diego	28	18	15	6	10	4	4	2	2	8	11-0/7-0	18/4
Saint Mary's												
at Portland												
at Gonzaga												
Totals	997	826	365	409	326	273	175	134	467	539		
Times Led, Record (W/L/T)	14-4/3-5/2-0		11-3/7-6/1-0		12-5/4-4/3-0		13-2/4-5/2-2		8-4/11-5/0-0			
Under Rose (W/L/T)	199-40/84-66/19-2		235-42/58-60/9-6		188-51/92-52/22-5		218-55/51-36/33-17		171-40/124-64/7-3			

* Superlatives in bold



2016-17 WCC Standings (as of 2/16/17)

	Overall	Pct	WCC	Pct
Gonzaga	27-0	1.000	15-0	1.000
Saint Mary's	23-3	.885	13-2	.867
BYU	19-9	.679	10-5	.667
Santa Clara	15-13	.536	9-6	.600
San Francisco	18-10	.643	8-7	.533
Loyola Marymount	12-14	.462	5-10	.333
Pepperdine	9-18	.333	5-10	.333
San Diego	11-16	.407	4-11	.267
Pacific	10-18	.357	4-11	.267
Portland	9-18	.333	2-13	.133

2016-17 WCC Players of the Week

Nov. 14	Jock Landale, Saint Mary's
Nov. 21	Eric Mika, BYU
Nov. 28	Nigel Williams-Goss, Gonzaga
Dec. 5	Brett Bailey, San Diego
Dec. 12	Eric Mika, BYU
Dec. 19	Gabe Taylor, Portland
Dec. 26	Jared Brownridge, Santa Clara
Jan. 2	Alec Wintering, Portland
Jan. 9	Nigel Williams-Goss, Gonzaga
Jan. 16	Jared Brownridge, Santa Clara
Jan. 23	Eric Mika, BYU
Jan. 30	Nigel Williams-Goss, Gonzaga
Feb. 6	Lamond Murray Jr., Pepperdine
Feb. 13	Lamond Murray Jr., Pepperdine

2016-17 Preseason All-WCC Team

Player	School	Yr.	Pos.
Jared Brownridge	Santa Clara	Sr.	G
Nick Emery	BYU	So.	G
Przemek Karnowski	Gonzaga	Sr.	C
Eric Mika	BYU	So.	C
Lamond Murray Jr.	Pepperdine	Sr.	G/F
Emmett Naar	Saint Mary's	Jr.	G
Josh Perkins	Gonzaga	So.	G
Dane Pineau	Saint Mary's	Sr.	F
Joe Rahon	Saint Mary's	Sr.	G
Alec Wintering	Portland	Sr.	G

2016-17 WCC Preseason Poll

Team (First Place Votes)	Points
1. Gonzaga (7)	79
2. Saint Mary's (3)	75
3. BYU	65
4. Pepperdine	53
5. Santa Clara	49
6. Loyola Marymount	34
7. Pacific	29
8. Portland	28
9. San Francisco	27
10. San Diego	11

TEAM	All	Conf
WCC Stats (as of 2/16/17)		
Scoring Offense	2	2
Scoring Defense	9	8
Scoring Margin	3	3
FT Percentage	5	5
FG Percentage	3	3
FG Percentage Defense	2	2
3FG Percentage	9	6
3FG Percentage Defense	3	3
3-Point FG Made/Game	7	7
Rebounding Offense	1	1
Rebounding Defense	9	9
Rebounding Margin	3	3
Blocked Shots	1	1
Assists	3	4
Steals	3	4
Turnover Margin	7	6
Assist/Turnover Ratio	4	4
Offensive Rebounds	3	T4
Defensive Rebounds	1	1
Defensive Reb Pct	4	6
Offensive Reb Pct	5	5
NCAA Stats (as of 2/13/17)	Rank	Actual
Won-Lost Percentage	71	66.7
Scoring Offense	29	81.4
Scoring Defense	197	72.9
Scoring Margin	52	8.6
Field-Goal Percentage	92	46.1
Field-Goal Pct Defense	25	40.1
3-Point Field Goals/Game	265	6.4
3-Point Field-Goal Pct	240	33.6
3-Point FG Defense	32	31.3
Free-Throw Percentage	83	72.9
Rebound Margin	39	5.5
Assists Per Game	46	16.1
Assist Turnover Ratio	95	1.16
Blocked Shots Per Game	32	5.1
Steals Per Game	111	6.8
Turnovers Per Game	241	13.9
Turnover Margin	270	-1.5
Personal Fouls Per Game	203	19.4
Offensive Rebounds Per Game	212	10.15
Defensive Rebounds Per Game	1	32.41
Total Rebounds Per Game	3	42.56

INDIVIDUAL	Top BYU player - All	Rank	Top BYU player - Conf	Rank
WCC (as of 2/16/17)				
Scoring	Eric Mika	2	Eric Mika	2
Rebounding	Eric Mika	T1	Eric Mika	1
FG Percentage	Yoeli Childs	5	Yoeli Childs	8
Assists	L.J. Rose	5	L.J. Rose	7
FT Percentage	TJ Haws	4	Eric Mika	6
Steals	Nick Emery	2	Nick Emery	3
3FG Percentage	TJ Haws	13	TJ Haws	8
3FG Made/Game	TJ Haws, Nick Emery	4	TJ Haws	4
Blocked Shots	Eric Mika	1	Eric Mika	1
Assist/TO Ratio	L.J. Rose	3	L.J. Rose	3
Offensive Rebounds	Eric Mika	2	Eric Mika	T2
Defensive Rebounds	Yoeli Childs	1	Eric Mika	1
Minutes Played	--	--	--	--
NCAA Stats (as of 2/13/17)	BYU Player	Rank	Actual	
Points Per Game	Eric Mika	34	20.2	
Field-Goal Percentage	Eric Mika	62	53.2	
Rebounds Per Game	Eric Mika Yoeli Childs	32 66	9.5 8.6	
Assists Per Game	L.J. Rose	79	4.7	
Blocked Shots Per Game	Eric Mika Yoeli Childs	41 74	2.04 1.59	
Steals Per Game	Nick Emery	96	1.7	
Assist Turnover Ratio	L.J. Rose	29	2.79	
Double-Doubles	Eric Mika Yoeli Childs	10 138	15 5	
Free Throws Made	Eric Mika	2	178	
Free Throw Attempts	Eric Mika	1	230	
Offensive Rebounds Per Game	Eric Mika	50	3.0	
Defensive Rebounds Per Game	Yoeli Childs Eric Mika	34 48	6.7 6.48	

No.	Name	Pos.	Ht.	Wt.	Yr.	Hometown (Previous School)
2	Zach Frampton	G	6-3	185	Fr.	Highland, Utah (Lone Peak HS)
3	Elijah Bryant	G	6-5	210	So.	Gwinnett, Georgia (Elon)
4	Nick Emery	G	6-2	185	So.	Alpine, Utah (Lone Peak HS)
5	L.J. Rose	G	6-3	200	Sr.	Houston, Texas (Houston)
10	Steven Beo	G	6-3	180	Fr.	Richland, Washington (Richland HS)
12	Eric Mika	F	6-10	230	So.	Alpine, Utah (Lone Peak HS)
13	Colby Leifson	G	6-4	190	Fr.	Suwanee, Georgia (North Gwinnett HS)
15	Payton Dastrup	F	6-10	250	Fr.	Mesa, Arizona (Mountain View HS)
21	Kyle Davis	F	6-8	225	Sr.	Draper, Utah (Utah State)
23	Yoeli Childs	F	6-8	225	Fr.	South Jordan, Utah (Bingham HS)
24	Davin Guinn	G	6-5	190	Jr.	Murrieta, California (UC Riverside)
30	TJ Haws	G	6-4	170	Fr.	Alpine, Utah (Lone Peak HS)
31	Braiden Shaw	F	6-9	210	So.	Eagle, Idaho (Eagle HS)
40	Jamal Aytes	F	6-6	235	Jr.	San Diego, California (UNLV)
44	Corbin Kaufusi	C	6-10	260	Jr.	Provo, Utah (Timpview HS)

Pronunciations	
JAMAL AYTES ATE-s or 8's	Erick Schork SH-ork
YOELI CHILDS YO-lee	TERRY NASHIF NASH-if
CORBIN KAUFUSI KAW-foo-see	ROBERT RAMOS RAY-mus
COLBY LEIFSON LAFE-son	
BRAIDEN SHAW BRAY-den	

Head Coach: Dave Rose, 12th year (Houston, 1983)
 Associate Head Coach: Tim LaComb (Utah, 2006)
 Assistant Head Coach: Terry Nashif (BYU, 2005)
 Assistant Coach: Quincy Lewis (Wagner, 1993)
 Director of Basketball Operations: Andrew May (BYU, 2010)
 Coordinator of Player Development: Garrett Faucette (BYU, 2008)
 Graduate Assistant: Lee Cummard (BYU, 2009)
 Team Trainer: Robert Ramos (BYU, 1995)
 Strength and Conditioning Coach: Erick Schork (Springfield, 1995)

2016-17 SEASON AND CAREER HIGHS					
#	Player		Points	Rebounds	Assists
2	Zach Frampton	Season	—	4 vs. Coppin State	1 vs. Saint Louis
		Career	Same	Same	Same
3	Elijah Bryant	Season	17 vs. Pacific	8 (2x) last vs. San Diego	6 at Pepperdine
		Career	Same	Same	Same
4	Nick Emery	Season	37 vs. Utah Valley	8 vs. Princeton	6 vs. Weber State
		Career	37 (2x) last vs. Utah Valley (2016-17)	9 vs. San Diego (2015-16)	7 vs. MVSU (2015-16)
5	L.J. Rose	Season	18 vs. Utah State	12 vs. Saint Louis	9 (2x) last vs. Illinois
		Career	Same	Same	Same
10	Steven Beo	Season	12 vs. Santa Clara	4 vs. Colorado	3 (2x) last vs. Pepperdine
		Career	Same	Same	Same
12	Eric Mika	Season	31 vs. San Francisco	18 vs. Princeton	6 vs. Colorado
		Career	Same	Same	Same
13	Colby Leifson	Season	6 (2x) last vs. Pacific	3 vs. Coppin State	1 (5x) last vs. Gonzaga
		Career	Same	Same	Same
15	Payton Dastrup	Season	9 vs. Coppin State	5 vs. Pepperdine	1 (5x) last vs. Pacific
		Career	Same	Same	Same
21	Kyle Davis	Season	22 vs. Saint Louis	6 (3x) last vs. Utah Valley	2 (3x) last vs. Valparaiso
		Career	23 vs. Harvard (2015-16)	20 vs. Utah Valley (2015-16)	4 (2x) last vs. Central Michigan (2015-16)
23	Yoeli Childs	Season	23 at Pepperdine	17 at Pepperdine	3 (3x) at LMU
		Career	Same	Same	Same
24	Davin Guinn	Season	11 vs. Valparaiso	8 at Pepperdine	3 (2x) last vs. San Diego
		Career	Same	Same	Same
30	TJ Haws	Season	29 vs. Gonzaga	7 vs. Pacific	7 (2x) last vs. San Diego
		Career	Same	Same	Same
31	Braiden Shaw	Season	10 vs. Utah State	6 vs. Santa Clara	1 (3x) last at LMU
		Career	Same	3 (2x) last vs. Portland (2015-16)	1 (6x) last at LMU (2016-17)
40	Jamal Aytes	Season	12 vs. Saint Louis	5 vs. Saint Louis	2 vs. Weber State
		Career	Same	6 vs. New Mexico (2015-16)	Same
44	Corbin Kaufusi	Season	5 vs. Pepperdine	2 (2x) last vs. Pepperdine	—
		Career	17 at Long Beach State (2015-16)	10 (2x) last at San Francisco (2015-16)	2 vs. San Diego (2015-16)

GEOGRAPHIC BREAKDOWN	
Arizona	Payton Dastrup
California	Jamal Aytes Davin Guinn
Georgia	Elijah Bryant Colby Leifson
Idaho	Braiden Shaw
Texas	L.J. Rose
Utah	Yoeli Childs, Kyle Davis, Nick Emery, Zach Frampton, TJ Haws, Corbin Kaufusi, Eric Mika
Washington	Steven Beo

CLASS BREAKDOWN			
Seniors	Juniors	Sophomores	Freshmen
Kyle Davis L.J. Rose	Jamal Aytes Davin Guinn Corbin Kaufusi	Elijah Bryant Nick Emery Eric Mika Braiden Shaw	Colby Leifson Steven Beo Payton Dastrup Yoeli Childs Zach Frampton TJ Haws

#2 • ZACH FRAMPTON
6-3 • 185 • FR • GUARD



HIGHLAND, UTAH
LONE PEAK HS

2016-17 SEASON — PPG: 0.0 RPG: 1.0 APG: 0.1 BPG: 0.0 SPG: 0.0 FG%: .000 3FG%: .000 FT%: .000

In 2016-17 • Sophomore

- Had 1 rebound vs. Pepperdine, his first game since 12/10/16 following a thumb injury
- Grabbed 4 rebounds in his BYU debut against Coppin State
- Had 1 rebound and 1 assist vs. Saint Louis

Before BYU

- Played for Quincy Lewis at Lone Peak High School
- As a senior in 2013-14 averaged 11.3 points, 6.8 rebounds, 3.3 assists and 2.5 steals per game while helping Lone Peak to a record of 23-3 overall and 11-1 in region play
- Scored a career-best 24 against Pleasant Grove in the 5A state title game to help Lone Peak capture its fourth-straight state title

Personal

- Parents are Alan and Debbie Frampton
- Has three brothers and one sister
- His father Alan played one season at BYU in 1989-90
- Served a mission for The Church of Jesus Christ of Latter-day Saints in Chile

2016-17 SEASON HIGHS

PTS	—
1st H	—
2nd H	—
REB	4 vs. Coppin State – 11/17/16
AST	1 vs. Saint Louis – 11/19/16
STL	—
BLK	—
FGM	—
FGA	1 (2x) last vs. Saint Louis – 11/19/16
3PM	—
3PA	—
FTM	—
FTA	—

MISCELLANEOUS

	16-17	Career
Double-Figure Points	—	—
20-plus Points	—	—
Double-Figure Reb	—	—
Double-Doubles	—	—
3-plus Steals	—	—
3-plus Blocks	—	—
3-plus 3-point FG	—	—
Scoring Leader	—	—
Rebound Leader	—	—
Assist Leader	—	—

2016-17 GAME-BY-GAME

Opponent	Date	GS	Min	FG	FGA	Pct	3FG	FGA	Pct	FT	FTA	Pct	Off	Def	TR	Avg	PF	FO	A	TO	Blk	Stl	Pts	Avg
Princeton	11/14/16																							
DNP																								
Coppin State	11/17/16		8	0	1	.000	0	0	.000	0	0	.000	0	4	4	4.0	2	0	0	0	0	0	0	0.0
Coastal Carolina	11/19/16		3	0	0	.000	0	0	.000	0	0	.000	0	1	1	2.5	0	0	0	0	0	0	0	0.0
vs. Saint Louis	11/21/16		3	0	1	.000	0	0	.000	0	0	.000	0	1	1	2.0	0	0	1	0	0	0	0	0.0
vs. Valparaiso	11/23/16																							
DNP																								
Utah Valley	11/26/16																							
DNP																								
vs. Utah State	11/30/16		0	0	0	.000	0	0	.000	0	0	.000	0	0	0	1.5	0	0	0	0	0	0	0	0.0
vs. USC	12/03/16		6	0	0	.000	0	0	.000	0	0	.000	0	1	1	1.4	1	0	0	0	0	0	0	0.0
Weber State	12/07/16		4	0	0	.000	0	0	.000	0	0	.000	0	0	0	1.2	2	0	0	0	0	0	0	0.0
Colorado	12/10/16		0	0	0	.000	0	0	.000	0	0	.000	0	0	0	1.0	0	0	0	0	0	0	0	0.0
vs. Illinois	12/17/16																							
DNP																								
Idaho State	12/20/16																							
DNP																								
CSU Bakersfield	12/22/16																							
DNP																								
Santa Clara	12/29/16																							
DNP																								
at Loyola Marymount	12/31/16																							
DNP																								
at Saint Mary's	01/05/17																							
DNP																								
Pacific	01/07/17																							
DNP																								
San Francisco	01/12/17																							
DNP																								
at San Diego	01/14/17																							
DNP																								
Pepperdine	01/19/17		4	0	0	.000	0	0	.000	0	0	.000	0	1	1	1.0	0	0	0	0	0	0	0	0.0
at Pacific	01/21/17																							
DNP																								
at Santa Clara	01/26/17																							
DNP																								
Loyola Marymount	01/28/17																							
DNP																								
Gonzaga	02/02/17																							
DNP																								
Portland	02/04/17																							
DNP																								
at Pepperdine	02/09/17																							
DNP																								
at San Francisco	02/11/17																							
DNP																								
San Diego	02/16/17																							
DNP																								
Saint Mary's	02/18/17																							
DNP																								
at Portland	02/23/17																							
DNP																								
at Gonzaga	02/25/17																							
DNP																								
Totals			0	28	0	2	.000	0	0	.000	0	0	.000	0	8	8	1.0	5	0	1	0	0	0	0.0


CAREER STATISTICS (ALL GAMES)

Year	GP	GS	Min	Avg	FG	FGA	Pct	3FG	FGA	Pct	FT	FTA	Pct	Off	Def	TR	Avg	PF	FO	A	TO	Blk	Stl	Pts	Avg
2016-17	8	0	28	3.5	0	2	.000	0	0	.000	0	0	.000	0	8	8	1.0	5	0	1	0	0	0	0	0.0
TOTAL	8	0	28	3.5	0	2	.000	0	0	.000	0	0	.000	0	8	8	1.0	5	0	1	0	0	0	0	0.0

CAREER STATISTICS (CONFERENCE GAMES)

Year	GP	GS	Min	Avg	FG	FGA	Pct	3FG	FGA	Pct	FT	FTA	Pct	Off	Def	TR	Avg	PF	FO	A	TO	Blk	Stl	Pts	Avg
2016-17	1	0	4	4.0	0	0	.000	0	0	.000	0	0	.000	0	1	1	1.0	0	0	0	0	0	0	0	0.0
TOTAL	1	0	4	4.0	0	0	.000	0	0	.000	0	0	.000	0	1	1	1.0	0	0	0	0	0	0	0	0.0

#3 • ELIJAH BRYANT
6-5 • 210 • SO • GUARD



GWINNETT, GEORGIA
ELON

2016-17 SEASON HIGHS

PTS	17 vs. Pacific – 01/07/17
1st H	13 vs. Pacific – 01/07/17
2nd H	13 at Santa Clara – 01/26/17
REB	8 (2x) last vs. San Diego – 02/16/17
AST	6 at Pepperdine – 02/09/17
STL	2 (3x) last at Pepperdine – 02/09/17
BLK	2 at San Francisco – 02/11/17
FGM	5 (4x) last at Pepperdine – 02/09/17
FGA	13 (2x) last vs. San Diego – 02/16/17
3PM	2 (4x) last at Pepperdine – 02/09/17
3PA	7 at Pepperdine – 02/09/17
FTM	5 (5x) last vs. San Diego – 02/16/17
FTA	7 vs. San Francisco – 01/12/17

MISCELLANEOUS

	16-17	Career
Double-Figure Points	10 (6-4)	10 (6-4)
20-plus Points	–	–
Double-Figure Reb	–	–
Double-Doubles	–	–
3-plus Steals	–	–
3-plus Blocks	–	–
3-plus 3-point FG	–	–
Scoring Leader	1 (1-0)	1 (1-0)
Rebound Leader	–	–
Assist Leader	4 (2-2)	4 (2-2)

2016-17 SEASON — PPG: 10.1 RPG: 3.6 APG: 2.2 BPG: 0.3 SPG 0.8 FG%: .417 3FG%: .217 FT%: .757

In 2016-17 • Sophomore

- Had 15 points and 8 rebounds vs. San Diego
- At Pepperdine had 15 points, a season-best 6 assists, 1 block and 2 steals
- Hit 5 of 8 from the field for 15 points, 3 boards, 1 block, 1 steal vs. Pepperdine
- Totaled 14 points, 5 boards, 3 assists and 1 block vs. San Francisco
- Shot 5 of 7 from the field, 2 of 3 from 3 and 5 of 6 from the free-throw line for 17 points vs. Pacific, a personal best at BYU
- Had 11 points and 2 rebounds at Saint Mary's, his first game since Nov. 23 vs. Valparaiso
- Totaled 9 points, 5 boards and 3 assists vs. Coastal Carolina
- Had 11 points, 7 rebounds, 3 assists and 2 steals vs. Coppin State

- Prepped at New Hampton School in New Hampshire
- Averaged 13 points, 4 boards and 4 assists in 2013-14
- Led the Huskies to the NEPSAC AAA final

Personal

- Parents are Tyree and Israel Bryant

In 2015-16 • Redshirt

- Sat out due to NCAA transfer rules

Before BYU

- Averaged 14.2 points, 4.2 rebounds, 2.7 assists and 1.3 steals as a freshman at Elon
- Named the Colonial Athletic Conference Rookie of the Year and earned third-team All-CAA and CAA All-Rookie Team honors
- Named the CAA Rookie of the Week six times
- Registered a double-double with 15 points and 10 boards at William & Mary
- Scored a career-best 32 points at Drexel
- Totaled 25 points while hitting 6 3s and added 6 boards and 6 assists at home vs. William & Mary

2016-17 GAME-BY-GAME

Opponent	Date	GS	Min	FG	FGA	Pct	3FG	FGA	Pct	FT	FTA	Pct	Off	Def	TR	Avg	PF	FO	A	TO	Blk	Stl	Pts	Avg
Princeton	11/14/16		15	1	6	.167	0	2	.000	3	4	.750	2	4	6	6.0	2	0	1	1	0	1	5	5.0
Coppin State	11/17/16		21	3	7	.429	0	3	.000	5	5	1.000	0	7	7	6.5	1	0	3	3	0	2	11	8.0
Coastal Carolina	11/19/16		20	3	9	.333	1	6	.167	2	2	1.000	0	5	5	6.0	2	0	3	1	1	0	9	8.3
vs. Saint Louis	11/21/16		6	0	2	.000	0	2	.000	0	0	.000	0	0	0	4.5	0	0	0	0	0	0	0	6.3
vs. Valparaiso	11/23/16		15	1	4	.250	0	3	.000	5	6	.833	0	1	1	3.8	3	0	1	3	0	1	7	6.4
Utah Valley	11/26/16																							
vs. Utah State	11/30/16																							
vs. USC	12/03/16																							
Weber State	12/07/16																							
Colorado	12/10/16																							
vs. Illinois	12/17/16																							
Idaho State	12/20/16																							
CSU Bakersfield	12/22/16																							
Santa Clara	12/29/16																							
at Loyola Marymount	12/31/16																							
at Saint Mary's	01/05/17		19	4	12	.333	2	5	.400	1	1	1.000	0	2	2	3.5	4	0	0	1	0	0	11	7.2
Pacific	01/07/17		20	5	7	.714	2	3	.667	5	6	.833	0	1	1	3.1	0	0	3	2	0	0	17	8.6
San Francisco	01/12/17		33	4	7	.571	1	2	.500	5	7	.714	1	4	5	3.4	3	0	3	1	1	0	14	9.3
at San Diego	01/14/17		17	2	7	.286	0	2	.000	1	3	.333	2	1	3	3.3	4	0	2	1	0	1	5	8.8
Pepperdine	01/19/17		20	5	8	.625	2	2	1.000	3	3	1.000	1	2	3	3.3	1	0	1	1	1	1	15	9.4
at Pacific	01/21/17		29	4	9	.444	1	4	.250	0	1	.000	1	2	3	3.3	2	0	3	0	0	1	9	9.4
at Santa Clara	01/26/17		27	5	8	.625	0	2	.000	3	4	.750	0	3	3	3.3	2	0	3	2	0	1	13	9.7
Loyola Marymount	01/28/17		27	3	7	.429	0	2	.000	2	4	.500	1	7	8	3.6	1	0	3	3	0	2	8	9.5
Gonzaga	02/02/17	*	33	4	13	.308	1	6	.167	3	4	.750	1	2	3	3.6	5	1	5	1	0	1	12	9.7
Portland	02/04/17		14	1	4	.250	0	3	.000	3	4	.750	0	3	3	3.5	1	0	2	3	0	0	5	9.4
at Pepperdine	02/09/17	*	34	5	10	.500	2	7	.286	3	4	.750	0	1	1	3.4	1	0	6	3	1	2	15	9.8
at San Francisco	02/11/17	*	23	3	6	.500	1	3	.333	4	6	.667	0	3	3	3.4	4	0	0	3	2	1	11	9.8
San Diego	02/16/17	*	37	5	13	.385	0	3	.000	5	6	.833	1	7	8	3.6	2	0	1	0	0	1	15	10.1
Saint Mary's	02/18/17																							
at Portland	02/23/17																							
at Gonzaga	02/25/17																							
Totals			4	410	58	.417	13	60	.217	53	70	.757	10	55	65	3.6	38	1	40	29	6	15	182	10.1

CAREER STATISTICS (ALL GAMES)

Year	GP	GS	Min	Avg	FG	FGA	Pct	3FG	FGA	Pct	FT	FTA	Pct	Off	Def	TR	Avg	PF	FO	A	TO	Blk	Stl	Pts	Avg
2016-17	18	4	410	22.8	58	139	.417	13	60	.217	53	70	.757	10	55	65	3.6	38	1	40	29	6	15	182	10.1
TOTAL	18	4	410	22.8	58	139	.417	13	60	.217	53	70	.757	10	55	65	3.6	38	1	40	29	6	15	182	10.1

CAREER STATISTICS (CONFERENCE GAMES)

Year	GP	GS	Min	Avg	FG	FGA	Pct	3FG	FGA	Pct	FT	FTA	Pct	Off	Def	TR	Avg	PF	FO	A	TO	Blk	Stl	Pts	Avg
2016-17	13	4	333	25.6	50	111	.450	12	44	.273	38	53	.717	8	38	46	3.5	30	1	32	21	5	11	150	11.5
TOTAL	13	4	333	25.6	50	111	.450	12	44	.273	38	53	.717	8	38	46	3.5	30	1	32	21	5	11	150	11.5

#4 • NICK EMERY
6-2 • 185 • SO • GUARD



ALPINE, UTAH
LONE PEAK HS

2016-17 SEASON — PPG: 13.3 RPG: 2.8 APG: 2.4 BPG 0.3 SPG 1.7 FG%: .424 3FG%: .378 FT%: .828

2016-17 • Sophomore

- Made a 3-point field goal in 32-straight games (last nine games of 2015-16 and first 23 of 2016-17) – the longest streak in BYU history
- Made 5 of 7 from 3 and scored 26 points vs. San Diego
- Hit 7 of 10 from the field and 4 of 6 from 3 for 22 points vs. USF
- Had 20 points, hit 5 3-pointers and added 2 assists and 1 steal at LMU
- Scored 23 points on 5 of 7 shooting from 3 and added 5 rebounds, 1 block and 1 steal vs. CSU Bakersfield
- Scored a game-high 22 points and added 4 rebounds, 2 assists and 3 steals vs. Colorado
- Tied his career high with 37 points vs. Utah Valley and added 4 assists and 2 steals
- Scored 15 points and added 8 rebounds, 4 assists and 3 steals vs. Princeton
- Named to the All-WCC Preseason Team
- A team captain

- Tied the BYU single-game record for 3-point field goals with 10 at San Francisco
- Finished the 2015-16 season 4th all-time in 3-pointers in a single season at BYU, 3rd in games with 3-plus 3-pointers
- Set the BYU freshman records for points in a single game, 3-pointers in a single game, games scoring in double figures, 3-point field goals and 3-point field goals per game

Before BYU

- A four-year starter for Quincy Lewis at Lone Peak High School
- As a senior, helped lead Lone Peak to 26-1 record, the 2012-13 MaxPreps.com National Title and the 5A Utah state title
- Averaged 17.9 points, 3.8 rebounds, 3.7 assists, 2.9 steals as a senior
- Named a third-team All-American by MaxPreps.com
- Named the 2012-13 Mr. Basketball by the Deseret News, the 5A MVP by the Salt Lake Tribune and the Utah Gatorade Player of the Year
- As a junior averaged 21.6 points, 3.4 threes, 4.0 rebounds, 2.3 assists and 2.4 steals and led Lone Peak to a 22-3 record, the 5A state title

Personal

- Wife's name is Sarah
- Parents are Derek and Patti Emery
- Has two brothers, Alex and Jackson, and one sister, Annie
- Brother Jackson played at BYU (2005-06, 08-11) and is the program's all-time steals leader
- Served a mission for The Church of Jesus Christ of Latter-day Saints in Germany

2016-17 SEASON HIGHS

PTS	37 vs. Utah Valley – 11/26/16
1st H	20 vs. Utah Valley – 11/26/16
2nd H	17 vs. Utah Valley – 11/26/16
REB	8 vs. Princeton – 11/14/16
AST	6 vs. Weber State – 12/7/16
STL	5 at Saint Mary's – 01/05/17
BLK	1 (8x) last vs. San Diego – 02/16/17
FGM	15 vs. Utah Valley – 11/26/16
FGA	28 vs. Utah Valley – 11/26/16
3PM	5 (4x) last vs. San Diego – 02/16/17
3PA	12 vs. Utah Valley – 11/26/16
FTM	5 vs. San Diego – 02/16/17
FTA	7 vs. San Diego – 02/16/17

CAREER HIGHS

PTS	37 (2x), last vs. Utah Valley – 11/26/16
1st H	20 (2x) last vs. Utah Valley – 11/26/16
2nd H	18 at Colorado – 12/12/15
REB	9 vs. San Diego – 02/20/16
AST	7 vs. MVSU – 11/25/15
STL	5 (2x) last at Saint Mary's – 1/5/17
BLK	2 vs. Valparaiso – 03/29/16
FGM	15 vs. Utah Valley – 11/26/16
FGA	28 vs. Utah Valley – 11/26/16
3PM	10 at San Francisco – 02/11/16
3PA	12 (2x) last vs. Utah Valley – 11/26/16
FTM	7 vs. Creighton – 03/22/16
FTA	8 at San Diego – 02/18/16

MISCELLANEOUS

	16-17	Career
Double-Figure Points	17 (12-5)	49 (34-15)
20-plus Points	6 (5-1)	17 (14-3)
Double-Figure Reb	–	0 (0-0)
Double-Doubles	–	0 (0-0)
3-plus Steals	6 (3-3)	13 (7-6)
3-plus Blocks	–	0 (0-0)
3-plus 3-point FG	10 (5-5)	30 (18-12)
Scoring Leader	7 (4-3)	18 (13-5)
Rebound Leader	–	2 (2-0)
Assist Leader	2 (2-0)	6 (6-0)

CAREER STATISTICS (ALL GAMES)

Year	GP	GS	Min	Avg	FG	FGA	Pct	3FG	FGA	Pct	FT	FTA	Pct	Off	Def	TR	Avg	PF	FO	A	TO	Blk	Stl	Pts	Avg
2015-16	36	32	1132	31.4	203	478	.425	97	253	.383	82	96	.854	18	108	126	3.5	100	6	91	53	4	52	585	16.3
2016-17	28	27	846	30.2	129	304	.424	62	164	.378	53	64	.828	2	76	78	2.8	82	4	67	56	8	47	373	13.3
TOTAL	64	59	1978	30.9	332	782	.425	159	417	.381	135	160	.844	20	184	204	3.2	182	10	158	109	12	99	958	15.0

CAREER STATISTICS (CONFERENCE GAMES)

Year	GP	GS	Min	Avg	FG	FGA	Pct	3FG	FGA	Pct	FT	FTA	Pct	Off	Def	TR	Avg	PF	FO	A	TO	Blk	Stl	Pts	Avg
2015-16	18	18	560	31.1	103	239	.431	49	126	.389	37	46	.804	8	49	57	3.2	49	2	43	22	1	25	292	16.2
2016-17	15	14	426	28.4	56	127	.441	29	75	.387	24	31	.774	0	29	29	1.9	52	3	26	24	4	21	165	11.0
TOTAL	33	32	986	29.9	159	366	.434	78	201	.388	61	77	.792	8	78	86	2.6	101	5	69	46	5	46	457	13.8

2016-17 GAME-BY-GAME

Opponent	Date	GS	Min	FG	FGA	Pct	3FG	FGA	Pct	FT	FTA	Pct	Off	Def	TR	Avg	PF	FO	A	TO	Blk	Stl	Pts	Avg	
Princeton	11/14/16	*	37	6	14	.429	1	7	.143	2	2	1.000	1	7	8	8.0	2	0	4	3	0	3	15	15.0	
Coppin State	11/17/16	*	22	4	8	.500	2	6	.333	3	3	1.000	0	2	2	5.0	0	0	3	3	0	1	13	14.0	
Coastal Carolina	11/19/16	*	23	6	12	.500	2	6	.333	0	0	.000	0	2	2	4.0	0	0	3	0	0	1	14	14.0	
vs. Saint Louis	11/21/16	*	24	3	9	.333	1	3	.333	2	2	1.000	0	2	2	3.5	5	1	3	3	0	0	9	12.8	
vs. Valparaiso	11/23/16	*	33	5	16	.313	4	8	.500	4	5	.800	1	3	4	3.6	4	0	3	2	1	3	18	13.8	
Utah Valley	11/26/16	*	39	15	28	.536	5	12	.417	2	2	1.000	0	3	3	3.5	3	0	4	7	0	2	37	17.7	
vs. Utah State	11/30/16	*	37	3	15	.200	2	6	.333	2	2	1.000	0	6	6	3.9	1	0	3	3	0	1	10	16.6	
vs. USC	12/03/16	*	34	5	17	.294	3	11	.273	2	2	1.000	0	5	5	4.0	3	0	2	1	0	2	15	16.4	
Weber State	12/07/16	*	35	2	9	.222	1	4	.250	2	2	1.000	0	2	2	3.8	3	0	6	1	0	2	7	15.3	
Colorado	12/10/16	*	32	8	15	.533	3	8	.375	3	4	.750	0	4	4	3.8	3	0	2	2	0	3	22	16.0	
vs. Illinois	12/17/16	*	36	5	15	.333	3	8	.375	3	5	.600	0	4	4	3.8	2	0	4	2	1	4	16	16.0	
Idaho State	12/20/16	*	32	4	7	.571	1	3	.333	0	0	.000	0	2	2	3.7	1	0	3	3	1	3	9	15.4	
CSU Bakersfield	12/22/16	*	36	7	12	.583	5	7	.714	4	4	1.000	0	5	5	3.8	3	0	1	2	1	1	23	16.0	
Santa Clara	12/29/16	*	27	3	7	.429	1	3	.333	0	0	.000	0	4	4	3.8	1	0	2	0	1	2	7	15.4	
at Loyola Marymount	12/31/16	*	34	6	12	.500	5	11	.455	3	4	.750	0	1	1	3.6	3	0	2	1	0	1	20	15.7	
at Saint Mary's	01/05/17	*	32	3	8	.375	1	4	.250	2	3	.667	0	2	2	3.5	4	0	2	2	0	5	9	15.3	
Pacific	01/07/17	*	25	4	10	.400	2	5	.400	2	2	1.000	0	1	1	3.4	4	0	1	2	0	1	12	15.1	
San Francisco	01/12/17	*	32	7	10	.700	4	6	.667	4	5	.800	0	1	1	3.2	3	0	1	0	0	2	22	15.4	
at San Diego	01/14/17	*	24	3	7	.429	2	5	.400	0	0	.000	0	0	0	3.1	4	0	0	3	0	2	8	15.1	
Pepperdine	01/19/17	*	22	4	7	.571	2	4	.500	0	0	.000	0	1	1	3.0	3	0	2	1	1	1	10	14.8	
at Pacific	01/21/17	*	17	3	7	.429	2	5	.400	0	0	.000	0	1	1	2.9	2	0	3	0	0	2	8	14.5	
at Santa Clara	01/26/17	*	37	1	6	.167	1	6	.167	2	2	1.000	0	1	1	2.8	5	1	3	2	0	2	5	14.0	
Loyola Marymount	01/28/17	*	32	3	8	.375	1	4	.250	4	6	.667	0	3	3	2.8	3	0	2	3	0	0	11	13.9	
Gonzaga	02/02/17		20	1	6	.167	0	4	.000	0	0	.000	0	2	2	2.8	5	1	1	0	1	1	2	13.4	
Portland	02/04/17	*	24	1	6	.167	0	1	.000	0	0	.000	0	2	2	2.7	4	0	1	1	0	0	2	13.0	
at Pepperdine	02/09/17	*	33	8	12	.667	3	6	.500	0	0	.000	0	2	2	2.7	4	0	3	4	0	1	19	13.2	
at San Francisco	02/11/17	*	35	1	9	.111	0	4	.000	2	2	1.000	0	6	6	2.8	2	0	1	3	0	0	4	12.9	
San Diego	02/16/17	*	32	8	12	.667	5	7	.714	5	7	.714	0	2	2	2.8	5	1	2	2	1	1	26	13.3	
Saint Mary's	02/18/17																								
at Portland	02/23/17																								
at Gonzaga	02/25/17																								
Totals			27	846	129	304	.424	62	164	.378	53	64	.828	2	76	78	2.8	82	4	67	56	8	47	373	13.3

#5 • L.J. ROSE
6-3 • 200 • SR • GUARD



HOUSTON, TEXAS
HOUSTON

2016-17 SEASON HIGHS

PTS	18 vs. Utah State – 11/30/16
1st H	9 vs. Idaho State – 12/20/16
2nd H	16 vs. Utah State – 11/30/16
REB	12 vs. Saint Louis – 11/19/16
AST	9 (2x) last vs. Illinois – 12/17/16
STL	2 (3x) last vs. Portland – 02/04/17
BLK	1 (2x) last vs. Gonzaga – 02/02/17
FGM	3 (6x) last vs. Pepperdine – 01/19/17
FGA	8 vs. Colorado – 12/10/16
3PM	3 vs. Idaho State – 12/20/16
3PA	5 vs. Idaho State – 12/20/16
FTM	10 vs. Utah State – 11/30/16
FTA	11 vs. Utah State – 11/30/16

MISCELLANEOUS

	16-17	Career
Double-Figure Points	2 (2-0)	2 (2-0)
20-plus Points	–	–
Double-Figure Reb	–	–
Double-Doubles	–	–
3-plus Steals	–	–
3-plus Blocks	–	–
3-plus 3-point FG	1 (1-0)	1 (1-0)
Scoring Leader	–	–
Rebound Leader	4 (2-2)	4 (2-2)
Assist Leader	16 (11-5)	16 (11-5)

2016-17 SEASON — PPG: 5.5 RPG: 4.6 APG: 4.7 BPG: 0.1 SPG: 0.9 FG%: .353 3FG%: .286 FT%: .851

2016-17 • Senior

- A team captain
- Has posted 5-plus assists 13 times
- Had 10 points, 4 rebounds, 5 assists and 2 steals vs. Portland
- Totaled 10 points, 5 rebounds, 3 assists and 1 steal vs. Pepperdine
- Had 9 points, 9 boards and 4 assists against Santa Clara
- Hit a season-best 3 of 5 from 3 against Idaho State
- Totaled 7 points, 9 assists and 1 steal vs. Illinois
- Scored a season-high 18 points, added 9 rebounds and 6 assists vs. Utah State
- Totaled 7 points, 7 rebounds, 6 assists and 2 steals vs. Utah Valley
- Had 5 points, 12 rebounds and 8 assists vs. Saint Louis

Before BYU

- Played three seasons at Houston
- Played in two games in 2015-16 and averaged 3.5 points, 2.0 assists and 1.0 rebounds
- Played in two games in 2015-16 due to injury
- Played in and started 19 games as a junior in 2014-15 and averaged 9.8 points, 2.5 rebounds and 5.3 assists
- Scored a career-high 25 points at South Florida on Feb. 17, 2015
- Played in 28 games and started 25 as a sophomore in 2013-14 and averaged 8.9 points, 2.5 rebounds and 5.5 assists while shooting 40.0 percent from the field, 41.3 percent from 3 and 77.8 percent from the free-throw line
- Led the American Athletic Conference and was 29th in the nation in assists per game
- Posted a double-double with 16 points and 10 assists at Central Florida

- Played his freshman season at Baylor in 2012-13
- Dished out a career-best 12 assists vs. Hardin-Simmons on Jan. 19, 2013
- Played his senior year of high school for Russell Carr in 2011-12 at Westbury Christian High School
- Earned TABC All-State honors while leading the Wildcats to a 29-4 record
- Helped WCHS to the TAPPS-4A state championship game and earned All-Tournament honors
- Earned All-District 4 First Team and Class 4A All-State honors as a freshman and sophomore at Second Baptist School
- Named to ESPN RISE 2010 Underclass All-America team
- Following freshman season played on U16 National Team, traveling to 2009 FIBA Americas U16 Championship in Mendoza, Argentina
- Team won gold medal against tournament-host Argentina
- Ranked nation's No. 61 recruit by Scout.com, No. 63 by ESPN, No. 70 by MaxPreps.com and No. 74 by Rivals.com

Personal

- Full name is Lynden Bernard Rose, Jr.
- Parents are Lynden Sr. and Marilyn Rose
- Has one brother and one sister
- Brother Lynnard Rose plays football at Columbia
- Father played at Houston from 1980 to 1982 and was a member of Phi Slama Jama with BYU coach Dave Rose
- Served an internship during the summer of 2013 with U.S. Representative Al Green
- Majored in health at Houston

2016-17 GAME-BY-GAME

Opponent	Date	GS	Min	FG	FGA	Pct	3FG	FGA	Pct	FT	FTA	Pct	Off	Def	TR	Avg	PF	FO	A	TO	Blk	Stl	Pts	Avg	
Princeton	11/14/16	*	31	1	6	.167	0	1	.000	2	4	.500	0	3	3	3.0	2	0	3	2	0	0	4	4.0	
Coppin State	11/17/16	*	22	1	2	.500	1	2	.500	2	2	1.000	1	2	3	3.0	0	0	5	1	0	1	5	4.5	
Coastal Carolina	11/19/16	*	32	3	5	.600	1	3	.333	2	2	1.000	0	6	6	4.0	1	0	9	3	1	1	9	6.0	
vs. Saint Louis	11/21/16	*	33	1	5	.200	0	1	.000	3	4	.750	2	10	12	6.0	1	0	8	0	0	0	5	5.8	
vs. Valparaiso	11/23/16	*	33	0	6	.000	0	2	.000	2	2	1.000	0	7	7	6.2	3	0	6	1	0	0	2	5.0	
Utah Valley	11/26/16	*	31	1	6	.167	0	2	.000	5	6	.833	0	7	7	6.3	5	1	6	0	0	2	7	5.3	
vs. Utah State	11/30/16	*	27	3	6	.500	2	4	.500	10	11	.909	3	6	9	6.7	0	0	6	1	0	1	18	7.1	
vs. USC	12/03/16	*	26	2	5	.400	1	3	.333	0	0	.000	1	2	3	6.3	2	0	3	5	0	1	5	6.9	
Weber State	12/07/16	*	27	2	6	.333	0	2	.000	0	0	.000	2	6	8	6.4	2	0	2	1	0	1	4	6.6	
Colorado	12/10/16	*	24	2	8	.250	1	4	.250	0	0	.000	1	0	1	5.9	3	0	3	1	0	1	5	6.4	
vs. Illinois	12/17/16	*	27	3	7	.429	1	4	.250	0	0	.000	0	1	1	5.5	1	0	9	1	0	1	7	6.5	
Idaho State	12/20/16	*	29	3	5	.600	3	5	.600	0	0	.000	0	6	6	5.5	1	0	4	4	0	2	9	6.7	
CSU Bakersfield	12/22/16	*	25	1	3	.333	1	3	.333	0	0	.000	2	4	6	5.5	1	0	8	7	0	1	3	6.4	
Santa Clara	12/29/16	*	24	3	6	.500	0	1	.000	3	3	1.000	2	7	9	5.8	0	0	4	0	0	1	9	6.6	
at Loyola Marymount	12/31/16	*	29	1	4	.250	0	1	.000	2	2	1.000	0	3	3	5.6	1	0	5	1	0	0	4	6.4	
at Saint Mary's	01/05/17	*	25	2	4	.500	1	1	1.000	0	0	.000	0	1	1	5.3	4	0	5	0	0	1	5	6.3	
Pacific	01/07/17	*	17	1	2	.500	1	2	.500	0	0	.000	0	4	4	5.2	1	0	3	1	0	0	3	6.1	
San Francisco	01/12/17	*	24	1	5	.200	0	2	.000	0	0	.000	1	4	5	5.2	1	0	5	2	0	1	2	5.9	
at San Diego	01/14/17	*	32	2	6	.333	0	3	.000	2	2	1.000	0	4	4	5.2	0	0	6	3	0	1	6	5.9	
Pepperdine	01/19/17	*	20	3	4	.750	2	3	.667	2	2	1.000	0	5	5	5.2	0	0	3	3	0	1	10	6.1	
at Pacific	01/21/17	*	26	0	2	.000	0	1	.000	0	0	.000	0	3	3	5.0	1	0	0	1	0	1	0	5.8	
at Santa Clara	01/26/17	*	18	1	2	.500	1	1	1.000	0	0	.000	0	3	3	5.0	1	0	4	1	0	0	3	5.7	
Loyola Marymount	01/28/17	*	18	1	1	1.000	0	0	.000	1	2	.500	0	1	1	4.8	0	0	3	2	0	1	3	5.6	
Gonzaga	02/02/17	*	19	0	2	.000	0	1	.000	0	0	.000	0	2	2	4.7	1	0	2	1	1	1	0	5.3	
Portland	02/04/17	*	33	3	7	.429	0	4	.000	4	5	.800	0	4	4	4.6	3	0	5	0	0	2	10	5.5	
at Pepperdine	02/09/17																								
at San Francisco	02/11/17																								
San Diego	02/16/17																								
Saint Mary's	02/18/17																								
at Portland	02/23/17																								
at Gonzaga	02/25/17																								
Totals			25	652	41	116	.353	16	56	.286	40	47	.851	15	101	116	4.6	35	1	117	42	2	22	138	5.5

CAREER STATISTICS (ALL GAMES)

Year	GP	GS	Min	Avg	FG	FGA	Pct	3FG	FGA	Pct	FT	FTA	Pct	Off	Def	TR	Avg	PF	FO	A	TO	Blk	Stl	Pts	Avg
2016-17	25	25	652	26.1	41	116	.353	16	56	.286	40	47	.851	15	101	116	4.6	35	1	117	42	2	22	138	5.5
TOTAL	25	25	652	26.1	41	116	.353	16	56	.286	40	47	.851	15	101	116	4.6	35	1	117	42	2	22	138	5.5

CAREER STATISTICS (CONFERENCE GAMES)

Year	GP	GS	Min	Avg	FG	FGA	Pct	3FG	FGA	Pct	FT	FTA	Pct	Off	Def	TR	Avg	PF	FO	A	TO	Blk	Stl	Pts	Avg
2016-17	12	12	285	23.8	18	45	.400	5	20	.250	14	16	.875	3	41	44	3.7	13	0	45	15	1	10	55	4.6
TOTAL	12	12	285	23.8	18	45	.400	5	20	.250	14	16	.875	3	41	44	3.7	13	0	45	15	1	10	55	4.6

#10 • STEVEN BEO
6-3 • 180 • FR • GUARD



RICHLAND, WASHINGTON
RICHLAND HS

2016-17 SEASON HIGHS

PTS	12 vs. Santa Clara – 12/29/16
1st H	7 vs. Santa Clara – 12/29/16
2nd H	5 vs. Santa Clara – 12/29/16
REB	4 vs. Colorado – 12/10/16
AST	3 (2x) last vs. Pepperdine – 01/19/17
STL	2 (2x) last vs. CSU Bakersfield – 12/22/16
BLK	–
FGM	4 vs. Santa Clara – 12/29/16
FGA	7 vs. Pacific – 01/07/17
3PM	3 vs. Santa Clara – 12/29/16
3PA	3 (2x) last vs. Pacific – 01/07/17
FTM	2 (2x) last vs. LMU – 01/28/17
FTA	4 vs. Pepperdine – 01/19/17

MISCELLANEOUS

	16-17	Career
Double-Figure Points	1 (1-0)	1 (1-0)
20-plus Points	–	–
Double-Figure Reb	–	–
Double-Doubles	–	–
3-plus Steals	–	–
3-plus Blocks	–	–
3-plus 3-point FG	1 (1-0)	1 (1-0)
Scoring Leader	–	–
Rebound Leader	–	–
Assist Leader	–	–

2016-17 SEASON — PPG: 2.0 RPG: 1.0 APG: 0.8 BPG: 0.0 SPG: 0.4 FG%: .378 3FG%: .304 FT%: .429

2016-17 • Freshman

- Set a new career high with 12 points on 4 of 4 shooting from the field and 3 of 3 shooting from 3 vs. Santa Clara; added a career-high 3 assists
- Scored 7 points and tied his career high with 2 steals vs. CSU Bakersfield
- Scored 6 points against Idaho State
- Played 21 minutes and had 3 points, 4 rebounds, 2 assists, 2 steals vs. Colorado – all career highs

Personal

- Parents are Jill and Anthony Beo
- Has two sisters

Before BYU

- A four-year letterwinner for Earl Streufert at Richland High School
- Averaged 26.7 points, 6.1 rebounds and 4.4 assists as a senior and led Richland to an 18-5 record, the Mid-Columbia Conference title and the district title
- As a junior led the state in scoring at 27.7 points per game and set a Richland High single-game record with 49 points against Wenatchee
- As a junior and senior was named first-team all-state, was the Tri-City Herald All-Area Player of the Year and the Mid-Columbia Conference Player of the Year
- Earned 4A All-Tournament First Team honors while leading the Bombers to the quarterfinals of the 4A state tournament
- Started during his freshman and sophomore seasons and helped lead Richland to the state tournament each year
- As a sophomore helped the Bombers to a 25-1 record and a trip to the state title game
- Named second-team all-conference and earned 4A All-Tournament First Team honors

2016-17 GAME-BY-GAME

Opponent	Date	GS	Min	FG	FGA	Pct	3FG	FGA	Pct	FT	FTA	Pct	Off	Def	TR	Avg	PF	FO	A	TO	Blk	Stl	Pts	Avg
Princeton	11/14/16		2	0	0	.000	0	0	.000	0	0	.000	0	0	0	0	0	0	0	0	0	0	0	0.0
Coppin State	11/17/16		10	0	1	.000	0	1	.000	0	1	.000	0	1	1	0.5	1	0	1	0	0	0	0	0.0
Coastal Carolina	11/19/16																							
vs. Saint Louis	11/21/16																							
vs. Valparaiso	11/23/16																							
Utah Valley	11/26/16		1	0	0	.000	0	0	.000	0	0	.000	0	0	0	0.3	0	0	0	0	0	0	0	0.0
vs. Utah State	11/30/16		1	0	0	.000	0	0	.000	0	0	.000	0	0	0	0.3	1	0	0	1	0	0	0	0.0
vs. USC	12/03/16		5	0	1	.000	0	1	.000	0	0	.000	0	0	0.2	0	0	0	0	0	0	0	0	0.0
Weber State	12/07/16		1	0	0	.000	0	0	.000	0	0	.000	0	0	0	0.2	0	0	0	0	0	0	0	0.0
Colorado	12/10/16		21	1	3	.333	1	1	1.000	0	2	.000	1	3	4	0.7	2	0	2	0	0	2	3	0.4
vs. Illinois	12/17/16		8	0	3	.000	0	1	.000	0	0	.000	1	1	2	0.9	0	0	1	0	0	0	0	0.4
Idaho State	12/20/16		17	2	5	.400	1	2	.500	1	2	.500	0	1	1	0.9	1	0	1	0	0	1	6	1.0
CSU Bakersfield	12/22/16		17	3	4	.750	0	1	.000	1	2	.500	1	2	3	1.1	0	0	1	0	0	2	7	1.6
Santa Clara	12/29/16		24	4	4	1.000	3	3	1.000	1	2	.500	0	1	1	1.1	1	0	3	0	0	0	12	2.5
at Loyola Marymount	12/31/16		18	0	0	.000	0	0	.000	0	0	.000	0	1	1	1.1	4	0	1	0	0	0	0	2.3
at Saint Mary's	01/05/17		18	1	3	.333	1	2	.500	0	0	.000	0	0	0	1.0	2	0	1	0	0	0	3	2.4
Pacific	01/07/17		26	3	7	.429	0	3	.000	0	1	.000	0	2	2	1.1	3	0	2	0	0	0	6	2.6
San Francisco	01/12/17		4	0	2	.000	0	2	.000	1	3	.333	0	1	1	1.1	2	0	0	1	0	0	1	2.5
at San Diego	01/14/17		7	0	1	.000	0	0	.000	0	0	.000	0	2	2	1.1	0	0	0	1	0	0	0	2.4
Pepperdine	01/19/17		20	0	3	.000	0	2	.000	2	4	.500	0	1	1	1.1	3	0	3	0	0	0	2	2.4
at Pacific	01/21/17		11	1	3	.333	0	2	.000	0	0	.000	0	1	1	1.1	1	0	1	1	0	0	2	2.3
at Santa Clara	01/26/17		3	0	0	.000	0	0	.000	0	0	.000	0	1	1	1.1	0	0	0	0	0	0	0	2.2
Loyola Marymount	01/28/17		13	2	3	.667	1	1	1.000	2	2	1.000	0	2	2	1.2	3	0	1	2	0	1	7	2.5
Gonzaga	02/02/17		5	0	0	.000	0	0	.000	0	0	.000	0	0	0	1.1	0	0	0	0	0	0	0	2.3
Portland	02/04/17		6	0	0	.000	0	0	.000	0	0	.000	0	0	0	1.0	2	0	0	1	0	0	0	2.2
at Pepperdine	02/09/17		11	0	2	.000	0	1	.000	1	2	.500	0	1	1	1.0	0	0	2	1	0	1	1	2.2
at San Francisco	02/11/17		7	0	0	.000	0	0	.000	0	0	.000	0	0	0	1.0	1	0	0	0	0	1	0	2.1
San Diego	02/16/17		10	0	0	.000	0	0	.000	0	0	.000	0	1	1	1.0	1	0	0	1	0	1	0	2.0
Saint Mary's	02/18/17																							
at Portland	02/23/17																							
at Gonzaga	02/25/17																							
Totals			0	266	17	.45	7	23	.304	9	21	.429	3	22	25	1.0	29	0	20	9	0	9	50	2.0

CAREER STATISTICS (ALL GAMES)

Year	GP	GS	Min	Avg	FG	FGA	Pct	3FG	FGA	Pct	FT	FTA	Pct	Off	Def	TR	Avg	PF	FO	A	TO	Blk	Stl	Pts	Avg
2016-17	25	0	266	10.6	17	45	.378	7	23	.304	9	21	.429	3	22	25	1.0	29	0	20	9	0	9	50	2.0
TOTAL	25	0	266	10.6	17	45	.378	7	23	.304	9	21	.429	3	22	25	1.0	29	0	20	9	0	9	50	2.0

CAREER STATISTICS (CONFERENCE GAMES)

Year	GP	GS	Min	Avg	FG	FGA	Pct	3FG	FGA	Pct	FT	FTA	Pct	Off	Def	TR	Avg	PF	FO	A	TO	Blk	Stl	Pts	Avg
2016-17	15	0	183	12.2	11	28	.393	5	16	.313	7	14	.500	0	14	14	0.9	23	0	14	8	0	4	34	2.3
TOTAL	15	0	183	12.2	11	28	.393	5	16	.313	7	14	.500	0	14	14	0.9	23	0	14	8	0	4	34	2.3

#12 • ERIC MIKA
6-10 • 230 • SO • FORWARD



ALPINE, UTAH
LONE PEAK HS

2016-17 SEASON — PPG: 20.0 RPG: 9.5 APG: 1.6 BPG: 2.0 SPG: 0.5 FG%: .521 3FG%: .000 FT%: .773

2016-17 • Sophomore

- A candidate for the Kareem Abdul-Jabbar Award
- Named to the All-WCC Preseason Team
- Had a streak of seven-straight games with a double-double
- Among the top three in the nation in free-throw makes and attempts
- Scored a career-high 31 points, added 12 boards, 3 assists, 2 blocks vs. San Francisco
- Totaled 17 points, 7 rebounds, a career-best 6 assists and 3 blocks vs. Colorado
- Scored a career-best 29 points vs. USC on 10 of 16 shooting from the field and 9 of 11 from the free-throw line
- Had 20 points, 7 rebounds, a career-best 4 blocks and 3 steals vs. Utah State
- Set career highs with 26 points, 18 rebounds, 12 made free throws vs. Princeton

- Scored in double figures 24 times, 20-plus points twice, had double-figure rebounds 6 times and had 5 double-doubles
- Averaged 11.8 points, 6.4 rebounds, 1.0 assists and 0.7 blocks and shot .527 from the field and .617 from the free throw line

Before BYU

- Played for Quincy Lewis and helped lead Lone Peak to a 26-1 record, the 2012-13 MaxPreps.com National Title and the 5A Utah state title
- Named a third-team All-American by MaxPreps.com
- Named first-team all-state by the Deseret News and Salt Lake Tribune
- Averaged 16.4 points, 11.2 rebounds, 1.7 blocks 1.0 assists per game and shot .671 from the field
- Earned MVP honors in the West Coast All-Star Classic as he scored a game-high 28 points for the East Team
- Scored 24 points to lead the North to a 118-114 win over the South in the Utah Valley All-Star game
- In the class of 2013 was ranked No. 28 by ESPN.com, No. 37 in Scout.com and No. 49 by Rivals.com
- Ranked No. 3 among centers by ESPN.com and Scout.com

2013-14 • Freshman

- Named to the WCC All-Freshman Team
- Received Silver Honors on the WCC Commissioner's Honor Roll
- Ranked 87th in the nation in offensive rebounds per game
- Ranked 3rd in the WCC in offensive rebounds, 9th in field goal percentage, 14th in rebounding and 22nd in scoring
- Recorded the most offensive rebounds in a season at BYU (93) and averaged the 4th most offensive rebounds per game in a season (2.82)
- Posted season highs of 20 points (twice), 13 rebounds (San Francisco), 3 assists (Pacific), 3 steals (Pacific), 3 blocks (Weber State), 9 field goals made (Mount St. Mary's) and 11 free throws made (Oregon)

Personal

- Wife's name is Gabrielle
- Parents are Ron and Sue Mika
- Has six siblings
- Also recruited by Weber State, Utah State, Utah, Stanford and Boston College

2016-17 SEASON HIGHS

PTS	31 vs. USF – 01/12/17
1st H	16 vs. Pepperdine – 01/19/17
2nd H	23 vs. USF – 01/12/17
REB	18 vs. Princeton – 11/14/16
AST	6 vs. Colorado – 12/10/16
STL	3 vs. Utah State – 11/30/16
BLK	4 (4x) last at Pepperdine – 02/09/17
FGM	12 (2x) last vs. USF – 01/12/17
FGA	17 (4x) last vs. USF – 01/12/17
3PM	–
3PA	1 vs. Valparaiso – 11/23/16
FTM	13 vs. Portland – 02/04/17
FTA	19 vs. Portland – 02/04/17

CAREER HIGHS

PTS	31 vs. USF – 01/12/17
1st H	16 vs. Pepperdine – 01/19/17
2nd H	23 vs. USF – 01/12/17
REB	18 vs. Princeton – 11/14/16
AST	6 vs. Colorado – 12/10/16
STL	3 (2x) last vs. Utah State – 11/30/16
BLK	4 (4x) last at Pepperdine – 02/09/17
FGM	12 (2x) last vs. USF – 01/12/17
FGA	17 (4x) last vs. USF – 01/12/17
3PM	–
3PA	1 vs. Valparaiso – 11/23/16
FTM	13 vs. Portland – 02/04/17
FTA	19 vs. Portland – 02/04/17

MISCELLANEOUS

	16-17	Career
Double-Figure Points	28 (19-9)	52 (34-18)
20-plus Points	13 (8-5)	15 (10-5)
Double-Figure Reb	16 (13-3)	22 (17-5)
Double-Doubles	16 (13-3)	21 (17-4)
3-plus Steals	1 (1-0)	1 (1-0)
3-plus Blocks	12 (9-3)	13 (10-3)
3-plus 3-point FG	–	–
Scoring Leader	17 (13-4)	17 (13-4)
Rebound Leader	14 (10-4)	22 (13-9)
Assist Leader	2 (2-0)	3 (3-0)

2016-17 GAME-BY-GAME

Opponent	Date	GS	Min	FG	FGA	Pct	3FG	FGA	Pct	FT	FTA	Pct	Off	Def	TR	Avg	PF	FO	A	TO	Blk	Stl	Pts	Avg	
Princeton	11/14/16	*	34	7	14	.500	0	0	.000	12	13	.923	9	9	18	18.0	2	0	3	2	2	1	26	26.0	
Coppin State	11/17/16	*	15	6	8	.750	0	0	.000	6	7	.857	2	3	5	11.5	1	0	1	2	3	0	18	22.0	
Coastal Carolina	11/19/16	*	25	8	12	.667	0	0	.000	3	6	.500	2	9	11	11.3	1	0	1	2	3	0	19	21.0	
vs. Saint Louis	11/21/16	*	19	7	10	.700	0	0	.000	6	7	.857	1	9	10	11.0	4	0	1	2	3	1	20	20.8	
vs. Valparaiso	11/23/16	*	19	3	7	.429	0	1	.000	7	8	.875	1	2	3	9.4	4	0	1	2	1	0	13	19.2	
Utah Valley	11/26/16	*	26	8	8	1.000	0	0	.000	6	9	.667	3	2	5	8.7	5	1	2	3	0	1	22	19.7	
vs. Utah State	11/30/16	*	29	7	17	.412	0	0	.000	6	8	.750	2	5	7	8.4	3	0	1	3	4	3	20	19.7	
vs. USC	12/03/16	*	28	10	16	.625	0	0	.000	9	11	.818	4	5	9	8.5	3	0	0	3	0	0	29	20.9	
Weber State	12/07/16	*	29	8	16	.500	0	0	.000	10	15	.667	5	5	10	8.7	3	0	4	3	1	0	26	21.4	
Colorado	12/10/16	*	30	3	11	.273	0	0	.000	11	13	.846	3	4	7	8.5	3	0	6	5	3	0	17	21.0	
vs. Illinois	12/17/16	*	31	9	12	.750	0	0	.000	7	8	.875	3	5	8	8.5	4	0	1	3	0	0	25	21.4	
Idaho State	12/20/16	*	26	8	13	.615	0	0	.000	3	5	.600	5	7	12	8.8	2	0	2	4	3	1	19	21.2	
CSU Bakersfield	12/22/16	*	23	4	11	.364	0	0	.000	5	10	.500	3	7	10	8.8	4	0	1	4	1	0	13	20.5	
Santa Clara	12/29/16	*	26	7	16	.438	0	0	.000	5	6	.833	1	8	9	8.9	0	0	1	1	1	0	19	20.4	
at Loyola Marymount	12/31/16	*	32	4	17	.235	0	0	.000	9	12	.750	3	7	10	8.9	3	0	0	4	1	1	17	20.2	
at Saint Mary's	01/05/17	*	29	12	17	.706	0	0	.000	4	5	.800	4	6	10	9.0	2	0	0	0	1	0	28	20.7	
Pacific	01/07/17	*	20	7	11	.636	0	0	.000	3	3	1.000	4	6	10	9.1	3	0	3	0	1	0	17	20.5	
San Francisco	01/12/17	*	32	12	17	.706	0	0	.000	7	8	.875	3	9	12	9.2	1	0	3	4	2	1	31	21.1	
at San Diego	01/14/17	*	35	4	10	.400	0	0	.000	3	4	.750	1	14	15	9.5	4	0	4	1	4	0	11	20.5	
Pepperdine	01/19/17	*	23	9	16	.563	0	0	.000	4	4	1.000	3	7	10	9.6	3	0	1	0	2	0	22	20.6	
at Pacific	01/21/17	*	32	6	13	.462	0	0	.000	5	5	1.000	3	9	12	9.7	1	0	0	3	3	0	17	20.4	
at Santa Clara	01/26/17	*	36	7	16	.438	0	0	.000	8	10	.800	3	5	8	9.6	4	0	0	4	3	1	22	20.5	
Loyola Marymount	01/28/17	*	36	8	11	.727	0	0	.000	11	14	.786	1	8	9	9.6	2	0	2	4	4	1	27	20.8	
Gonzaga	02/02/17	*	35	5	15	.333	0	0	.000	5	7	.714	5	6	11	9.6	4	0	1	5	0	0	15	20.5	
Portland	02/04/17	*	32	5	15	.333	0	0	.000	13	19	.684	4	8	12	9.7	3	0	2	0	3	2	23	20.6	
at Pepperdine	02/09/17	*	22	6	10	.600	0	0	.000	6	9	.667	2	3	5	9.5	5	1	0	3	4	0	18	20.5	
at San Francisco	02/11/17	*	26	4	7	.571	0	0	.000	4	4	1.000	1	7	8	9.5	4	0	2	3	2	1	12	20.2	
San Diego	02/16/17	*	32	3	13	.231	0	0	.000	9	12	.750	3	7	10	9.5	0	0	2	1	2	0	15	20.0	
Saint Mary's	02/18/17																								
at Portland	02/23/17																								
at Gonzaga	02/25/17																								
Totals			28	782	187	359	.521	0	1	.000	187	242	.773	84	182	266	9.5	78	2	44	71	57	14	561	20.0

CAREER STATISTICS (ALL GAMES)

Year	GP	GS	Min	Avg	FG	FGA	Pct	3FG	FGA	Pct	FT	FTA	Pct	Off	Def	TR	Avg	PF	FO	A	TO	Blk	Stl	Pts	Avg
2013-14	33	29	844	25.6	139	264	.527	0	0	.000	111	180	.617	93	118	211	6.4	107	4	32	49	24	15	389	11.8
2016-17	28	28	782	27.9	187	359	.521	0	1	.000	187	242	.773	84	182	266	9.5	78	2	44	71	57	14	561	20.0
TOTAL	61	57	1626	26.7	326	623	.523	0	1	.000	298	422	.706	177	300	477	7.8	185	6	76	120	81	29	950	15.6

CAREER STATISTICS (CONFERENCE GAMES)

Year	GP	GS	Min	Avg	FG	FGA	Pct	3FG	FGA	Pct	FT	FTA	Pct	Off	Def	TR	Avg	PF	FO	A	TO	Blk	Stl	Pts	Avg
2013-14	16	13	396	24.8	58	108	.537	0	0	.000	50	81	.617	36	59	95	5.9	54	3	13	27	12	8	166	10.4
2016-17	15	15	448	29.9	99	204	.485	0	0	.000	96	122	.787	41	110	151	10.1	39	1	20	33	33	7	294	19.6
TOTAL	31	28	844	27.2	157	312	.503	0	0	.000	146	203	.719	77	169	246	7.9	93	4	33	60	45	15	460	14.8

#13 • COLBY LEIFSON
6-4 • 190 • FR • GUARD



SUWANEE, GEORGIA
NORTH GWINNETT HS

2016-17 SEASON — PPG: 1.4 RPG: 0.3 APG: 0.2 BPG: 0.0 SPG: 0.1 FG%: .323 3FG%: .321 FT%: .000

2016-17 • Freshman

- Hit a career-best 2 3-pointers against Illinois
- Made a 3-pointer against Utah Valley
- Hit his first career 3 and added 3 rebounds vs. Coppin State

Before BYU

- Prepped at North Gwinnett High School
- Averaged 17 points, shot 41 percent from 3 and made 93 percent from the free-throw line as a senior
- Made 93 3s as a senior, second all-time in a single season in Gwinnett County history
- Earned All-Gwinnett County and all-region first-team honors
- Played for the Atlanta All Stars during the AAU season
- Also recruited by High Point, Wofford, Gardner Webb and Tennessee Tech

Personal

- Parents are Ryan and Jennifer Leifson
- Has two brothers and one sister

2016-17 SEASON HIGHS

PTS	6 (2x) last vs. Pacific – 01/07/17
1st H	–
2nd H	6 (2x) last vs. Pacific – 01/07/17
REB	3 vs. Coppin State – 11/17/16
AST	1 (5x) last vs. Gonzaga – 02/02/17
STL	2 vs. Idaho State – 12/20/16
BLK	–
FGM	2 (2x) last vs. Pacific – 01/07/17
FGA	5 vs. Coppin State – 11/17/16
3PM	2 (2x) last vs. Pacific – 01/07/17
3PA	5 vs. Coppin State – 11/17/16
FTM	–
FTA	–

MISCELLANEOUS

	16-17	Career
Double-Figure Points	–	–
20-plus Points	–	–
Double-Figure Reb	–	–
Double-Doubles	–	–
3-plus Steals	–	–
3-plus Blocks	–	–
3-plus 3-point FG	–	–
Scoring Leader	–	–
Rebound Leader	–	–
Assist Leader	–	–

2016-17 GAME-BY-GAME

Opponent	Date	GS	Min	FG	FGA	Pct	3FG	FGA	Pct	FT	FTA	Pct	Off	Def	TR	Avg	PF	FO	A	TO	Blk	Stl	Pts	Avg
Princeton	11/14/16	DNP																						
Coppin State	11/17/16		9	1	5	.200	1	5	.200	0	0	.000	1	2	3	3.0	2	0	1	0	0	0	3	3.0
Coastal Carolina	11/19/16		6	0	2	.000	0	1	.000	0	0	.000	0	0	0	1.5	1	0	0	0	0	0	0	1.5
vs. Saint Louis	11/21/16		6	0	1	.000	0	1	.000	0	0	.000	0	0	0	1.0	1	0	0	0	0	0	0	1.0
vs. Valparaiso	11/23/16	DNP																						
Utah Valley	11/26/16		1	1	1	1.000	1	1	1.000	0	0	.000	0	0	0	0.8	3	0	0	0	0	0	3	1.5
vs. Utah State	11/30/16		4	0	1	.000	0	1	.000	0	0	.000	0	0	0	0.6	1	0	0	1	0	0	0	1.2
vs. USC	12/03/16		4	0	3	.000	0	3	.000	0	0	.000	1	0	1	0.7	2	0	1	0	0	0	0	1.0
Weber State	12/07/16		1	0	0	.000	0	0	.000	0	0	.000	0	0	0	0.6	0	0	0	0	0	0	0	0.9
Colorado	12/10/16		3	0	0	.000	0	0	.000	0	0	.000	0	0	0	0.5	0	0	0	1	0	0	0	0.8
vs. Illinois	12/17/16		11	2	2	1.000	2	2	1.000	0	0	.000	1	1	2	0.7	0	0	1	1	0	0	6	1.3
Idaho State	12/20/16		8	1	4	.250	1	4	.250	0	0	.000	0	0	0	0.6	0	0	1	0	0	2	3	1.5
CSU Bakersfield	12/22/16		5	0	1	.000	0	1	.000	0	0	.000	0	0	0	0.5	1	0	0	1	0	0	0	1.4
Santa Clara	12/29/16		8	1	1	1.000	1	1	1.000	0	0	.000	0	0	0	0.5	0	0	0	0	0	0	3	1.5
at Loyola Marymount	12/31/16	DNP																						
at Saint Mary's	01/05/17		2	0	0	.000	0	0	.000	0	0	.000	0	0	0	0.5	0	0	0	0	0	0	0	1.4
Pacific	01/07/17		8	2	4	.500	2	4	.500	0	0	.000	0	0	0	0.4	1	0	0	0	0	0	6	1.7
San Francisco	01/12/17	DNP																						
at San Diego	01/14/17		3	1	2	.500	0	1	.000	0	0	.000	0	0	0	0.4	2	0	0	0	0	0	2	1.7
Pepperdine	01/19/17		8	1	4	.250	1	3	.333	0	0	.000	0	1	1	0.4	0	0	1	0	0	0	3	1.8
at Pacific	01/21/17		0+	0	0	.000	0	0	.000	0	0	.000	0	0	0	0.4	0	0	0	0	0	0	0	1.7
at Santa Clara	01/26/17	DNP																						
Loyola Marymount	01/28/17	DNP																						
Gonzaga	02/02/17		0	0	0	.000	0	0	.000	0	0	.000	0	0	0	0.4	0	0	1	0	0	0	0	1.6
Portland	02/04/17		3	0	0	.000	0	0	.000	0	0	.000	0	0	0	0.4	0	0	0	1	0	0	0	1.5
at Pepperdine	02/09/17		2	0	0	.000	0	0	.000	0	0	.000	0	0	0	0.4	0	0	0	0	0	0	0	1.5
at San Francisco	02/11/17	DNP																						
San Diego	02/16/17		1	0	0	.000	0	0	.000	0	0	.000	0	0	0	0.3	0	0	0	0	0	0	0	1.4
Saint Mary's	02/18/17																							
at Portland	02/23/17																							
at Gonzaga	02/25/17																							
Totals			0	93	10	.323	9	28	.321	0	0	.000	3	4	7	0.3	14	0	5	6	0	2	29	1.4

CAREER STATISTICS (ALL GAMES)

Year	GP	GS	Min	Avg	FG	FGA	Pct	3FG	FGA	Pct	FT	FTA	Pct	Off	Def	TR	Avg	PF	FO	A	TO	Blk	Stl	Pts	Avg
2016-17	21	0	93	4.4	10	31	.323	9	28	.321	0	0	.000	3	4	7	0.3	14	0	5	6	0	2	29	1.4
TOTAL	21	0	93	4.4	10	31	.323	9	28	.321	0	0	.000	3	4	7	0.3	14	0	5	6	0	2	29	1.4

CAREER STATISTICS (CONFERENCE GAMES)

Year	GP	GS	Min	Avg	FG	FGA	Pct	3FG	FGA	Pct	FT	FTA	Pct	Off	Def	TR	Avg	PF	FO	A	TO	Blk	Stl	Pts	Avg
2016-17	10	0	35	3.5	5	11	.455	4	9	.444	0	0	.000	0	1	1	0.1	3	0	2	1	0	0	14	1.4
TOTAL	10	0	35	3.5	5	11	.455	4	9	.444	0	0	.000	0	1	1	0.1	3	0	2	1	0	0	14	1.4

#15 • PAYTON DASTRUP
6-10 • 250 • FR • FORWARD



MESA, ARIZONA
MOUNTAIN VIEW HS

2016-17 SEASON HIGHS

PTS	9 vs. Coppin State – 11/17/16
1st H	5 at Pepperdine – 02/09/17
2nd H	7 vs. Coppin State – 11/17/16
REB	5 vs. Pepperdine – 01/19/17
AST	1 (5x) last vs. Pacific – 01/07/17
STL	1 at Pepperdine – 02/09/17
BLK	2 vs. Pacific – 01/07/17
FGM	4 vs. Coppin State – 11/17/16
FGA	6 (2x) last at Pepperdine – 02/09/17
3PM	1 (3x) last at Pepperdine – 02/09/17
3PA	5 at Pepperdine – 02/09/17
FTM	–
FTA	–

MISCELLANEOUS

	16-17	Career
Double-Figure Points	–	–
20-plus Points	–	–
Double-Figure Reb	–	–
Double-Doubles	–	–
3-plus Steals	–	–
3-plus Blocks	–	–
3-plus 3-point FG	–	–
Scoring Leader	–	–
Rebound Leader	–	–
Assist Leader	–	–

2016-17 SEASON — PPG: 1.4 RPG: 1.5 APG: 0.3 BPG: 0.3 SPG: 0.1 FG%: .387 3FG%: .214 FT%: .000

2016-17 • Freshman

- Totaled 4 points and 5 rebounds vs. Pepperdine
- Scored 5 points and added 1 rebound, 1 assist and 1 block vs. Santa Clara
- Totaled 4 points and 3 boards vs. Valparaiso
- Scored 9 points on 4 of 6 shooting against Coppin State

Personal

- Parents are Kristen and David Dastrup
- Has two sisters
- Served a mission for The Church of Jesus Christ of Latter-day Saints in Panama

Before BYU

- Played for Gary Ernst at Mountain View High School
- As a senior in 2013-14 led Mountain View to a 21-8 record while averaging 16.5 points and 13.0 rebounds as a senior
- Earned second-team Division I All-Arizona honors from AZcentral.com and first-team All-Tribune by the East Valley Tribune
- Named Mesa All-City Boys co-MVP and earned first-team honors
- As a junior in 2012-13 led Mountain View to an 18-11 record while averaging 18.1 points, 10.9 rebounds, 3.0 assists and 2.0 blocks
- Named second-team Division I All-Arizona by AZcentral.com and first-team All-Tribune by the East Valley Tribune
- Helped Mountain View to a 21-8 record as a sophomore
- As a sophomore in 2011-12 earned honorable mention All-Arizona Division I honors from AZcentral.com
- Named honorable mention All-Tribune by the East Valley Tribune
- Named a four-star recruit by ESPN, Scout and Rivals
- National overall recruiting rankings: 98th by ESPN, 100th by Rivals
- National position recruiting rankings: 12th by ESPN, 18th by Scout
- Also recruited by Arizona State, Arizona, Florida, Ohio State, Virginia, Kansas, Utah

2016-17 GAME-BY-GAME

Opponent	Date	GS	Min	FG	FGA	Pct	3FG	FGA	Pct	FT	FTA	Pct	Off	Def	TR	Avg	PF	FO	A	TO	Blk	Stl	Pts	Avg	
Princeton	11/14/16																								
DNP																									
Coppin State	11/17/16		7	4	6	.667	1	1	1.000	0	0	.000	0	2	2	2.0	3	0	0	1	0	0	9	9.0	
Coastal Carolina	11/19/16		2	0	2	.000	0	1	.000	0	0	.000	0	0	1.0	0	0	0	0	0	0	0	4.5		
vs. Saint Louis	11/21/16		2	0	0	.000	0	0	.000	0	0	.000	0	4	4	2.0	0	0	0	0	0	0	3.0		
vs. Valparaiso	11/23/16		8	2	4	.500	0	0	.000	0	0	.000	2	1	3	2.3	1	0	0	0	0	4	3.3		
Utah Valley	11/26/16		2	0	0	.000	0	0	.000	0	0	.000	1	1	2	2.2	0	0	0	1	0	0	2.6		
vs. Utah State	11/30/16																								
DNP																									
vs. USC	12/03/16		2	0	0	.000	0	0	.000	0	0	.000	0	1	1	2.0	0	0	1	0	0	0	2.2		
Weber State	12/07/16		1	0	0	.000	0	0	.000	0	0	.000	0	0	0	1.7	1	0	0	0	0	0	1.9		
Colorado	12/10/16																								
DNP																									
vs. Illinois	12/17/16																								
DNP																									
Idaho State	12/20/16		3	0	0	.000	0	0	.000	0	0	.000	0	3	3	1.9	1	0	1	0	0	0	1.6		
CSU Bakersfield	12/22/16																								
DNP																									
Santa Clara	12/29/16		5	2	5	.400	1	3	.333	0	0	.000	0	1	1	1.8	1	0	1	1	1	0	5	2.0	
at Loyola Marymount	12/31/16		3	0	1	.000	0	1	.000	0	0	.000	0	1	1	1.7	1	0	1	0	1	0	1.8		
at Saint Mary's	01/05/17		2	0	0	.000	0	0	.000	0	0	.000	0	0	0	1.5	0	0	0	0	0	0	1.6		
Pacific	01/07/17		10	0	0	.000	0	0	.000	0	0	.000	0	4	4	1.8	0	0	1	1	2	0	1.5		
San Francisco	01/12/17		3	0	0	.000	0	0	.000	0	0	.000	0	0	0	1.6	0	0	0	0	0	0	1.4		
at San Diego	01/14/17		1	0	0	.000	0	0	.000	0	0	.000	0	0	0	1.5	0	0	0	0	0	0	1.3		
Pepperdine	01/19/17		9	2	4	.500	0	1	.000	0	0	.000	2	3	5	1.7	2	0	0	2	0	4	1.5		
at Pacific	01/21/17		1	0	1	.000	0	0	.000	0	0	.000	0	0	0	1.6	1	0	0	1	0	0	1.4		
at Santa Clara	01/26/17																								
DNP																									
Loyola Marymount	01/28/17																								
DNP																									
Gonzaga	02/02/17																								
DNP																									
Portland	02/04/17																								
DNP																									
at Pepperdine	02/09/17		12	2	6	.333	1	5	.200	0	0	.000	0	1	1	1.6	1	0	0	0	0	1	5	1.6	
at San Francisco	02/11/17		7	0	2	.000	0	2	.000	0	0	.000	0	1	1	1.6	0	0	0	0	1	0	1.5		
San Diego	02/16/17		7	0	0	.000	0	0	.000	0	0	.000	0	0	0	1.5	1	0	0	0	0	0	1.4		
Saint Mary's	02/18/17																								
at Portland	02/23/17																								
at Gonzaga	02/25/17																								
Totals			0	87	12	31	.387	3	14	.214	0	0	.000	5	23	28	1.5	13	0	5	7	5	1	27	1.4

CAREER STATISTICS (ALL GAMES)

Year	GP	GS	Min	Avg	FG	FGA	Pct	3FG	FGA	Pct	FT	FTA	Pct	Off	Def	TR	Avg	PF	FO	A	TO	Blk	Stl	Pts	Avg
2016-17	19	0	87	4.6	12	31	.387	3	14	.214	0	0	.000	5	23	28	1.5	13	0	5	7	5	1	27	1.4
TOTAL	19	0	87	4.6	12	31	.387	3	14	.214	0	0	.000	5	23	28	1.5	13	0	5	7	5	1	27	1.4

CAREER STATISTICS (CONFERENCE GAMES)

Year	GP	GS	Min	Avg	FG	FGA	Pct	3FG	FGA	Pct	FT	FTA	Pct	Off	Def	TR	Avg	PF	FO	A	TO	Blk	Stl	Pts	Avg
2016-17	11	0	60	5.5	6	19	.316	2	12	.167	0	0	.000	2	11	13	1.2	7	0	3	5	5	1	14	1.3
TOTAL	11	0	60	5.5	6	19	.316	2	12	.167	0	0	.000	2	11	13	1.2	7	0	3	5	5	1	14	1.3

#21 • KYLE DAVIS
6-8 • 225 • SR • FORWARD



DRAPER, UTAH
UTAH STATE

2016-17 SEASON — PPG: 8.8 RPG: 4.0 APG: 0.9 BPG: 0.9 SPG: 0.5 FG%: .590 3FG%: .000 FT%: .696

2016-17 • Senior

- A team captain
- Out for the season with a right knee injury
- A nominee for the 2017 Allstate NABC Honors Court
- Shot 10 of 13 from the field for 22 points, 3 rebounds, 2 assists, 1 block and 2 steals vs. Saint Louis

2015-16 • Junior

- WCC Player of the Week (Nov. 16)
- Named Academic All-West Coast Conference
- Received the Academic Excellence Award at the team banquet
- Nationally was ranked 84th in total rebounds, 98th in total blocks, 109th in double-doubles, 137th in blocks per game and 155th in rebounds per game
- In the WCC was 3rd in blocks, 4th in field goal percentage, 5th in defensive rebounds, 6th in rebounding and 19th in scoring
- Finished the 2015-16 season 7th all-time for blocks in a single season at BYU
- Posted season highs of 23 points (Harvard), 20 rebounds (Utah Valley), 4 assists (twice), 3 steals (Pepperdine) and 4 blocks (twice)
- Scored in double figures 28 times and 20-plus points 4 times
- Had 8 double-doubles and 8 games with double-digit rebounds
- Had 3-plus steals once and 3-plus blocks 4 times
- Led the team in scoring twice, rebounds 15 times and assists once

- Started 27 of 29 games played in 2013-14 as a sophomore at Utah State
- Averaged 9.1 points and 7.6 rebounds, had a team-high 37 blocks and shot 50.3 percent from the field
- Posted 7 double-doubles and had season highs of 18 points, 15 rebounds (twice), 3 blocks (7 times) and 5 assists
- Played as a freshman at Southern Utah in 2010-11 prior to serving a two-year LDS mission
- Averaged 8.5 points, a team-high 5.3 rebounds and 1.0 block per game and shot 55.4 percent from the field
- Posted season highs of 21 points, 14 rebounds, 5 assists and 3 blocks
- Led Alta High School to the 5A state title and was named tournament MVP in 2010
- Averaged 18.5 points, 7.6 rebounds, 1.4 blocks, 1.5 steals and 1.3 assists as a senior
- Was named 2010 5A MVP and Region 4 MVP

Personal

- Parents are Mark and Debbie Davis
- Wife's name is Kelli and they have a son, Graham
- Has one brother and two sisters
- Served a mission for The Church of Jesus Christ of Latter-day Saints in Detroit

In 2014-15 • Redshirt

- Sat out 2014-15 due to NCAA transfer rules

Before BYU

2016-17 GAME-BY-GAME

Opponent	Date	GS	Min	FG	FGA	Pct	3FG	FGA	Pct	FT	FTA	Pct	Off	Def	TR	Avg	PF	FO	A	TO	Blk	Stl	Pts	Avg
Princeton	11/14/16	*	23	2	4	.500	0	0	.000	3	6	.500	1	4	5	5.0	4	0	0	3	2	0	7	7.0
Coppin State	11/17/16	*	15	2	6	.333	0	0	.000	0	0	.000	1	5	6	5.5	2	0	1	2	0	1	4	5.5
Coastal Carolina	11/19/16	*	21	4	5	.800	0	0	.000	0	1	.000	1	5	6	5.7	4	0	2	1	1	1	8	6.3
vs. Saint Louis	11/21/16	*	26	10	13	.769	0	0	.000	2	3	.667	1	2	3	5.0	3	0	2	0	1	2	22	10.3
vs. Valparaiso	11/23/16	*	28	3	5	.600	0	0	.000	3	3	1.000	0	3	3	4.6	3	0	2	4	1	0	9	10.0
Utah Valley	11/26/16	*	24	4	9	.444	0	0	.000	3	4	.750	2	4	6	4.8	4	0	1	4	1	0	11	10.2
vs. Utah State	11/30/16																							
vs. USC	12/03/16		18	4	5	.800	0	0	.000	2	3	.667	1	4	5	4.9	1	0	1	2	2	0	10	10.1
Weber State	12/07/16		16	5	8	.625	0	0	.000	3	3	1.000	0	3	3	4.6	2	0	0	1	1	1	13	10.5
Colorado	12/10/16		11	2	4	.500	0	0	.000	0	0	.000	1	2	3	4.4	2	0	0	1	0	0	4	9.8
vs. Illinois	12/17/16		3	0	2	.000	0	0	.000	0	0	.000	0	0	0	4.0	0	0	0	0	0	0	0	8.8
Idaho State	12/20/16																							
CSU Bakersfield	12/22/16																							
Santa Clara	12/29/16																							
at Loyola Marymount	12/31/16																							
at Saint Mary's	01/05/17																							
Pacific	01/07/17																							
San Francisco	01/12/17																							
at San Diego	01/14/17																							
Pepperdine	01/19/17																							
at Pacific	01/21/17																							
at Santa Clara	01/26/17																							
Loyola Marymount	01/28/17																							
Gonzaga	02/02/17																							
Portland	02/04/17																							
at Pepperdine	02/09/17																							
at San Francisco	02/11/17																							
San Diego	02/16/17																							
Saint Mary's	02/18/17																							
at Portland	02/23/17																							
at Gonzaga	02/25/17																							
Totals			6	185	36	.61	7	15	.467	98	159	.616	93	223	316	6.7	117	1	55	87	59	31	527	11.2

MISCELLANEOUS

	16-17	Career
Double-Figure Points	4 (2-2)	32 (23-9)
20-plus Points	1 (1-0)	5 (2-3)
Double-Figure Reb	—	8 (6-2)
Double-Doubles	—	8 (6-2)
3-plus Steals	—	1 (0-1)
3-plus Blocks	—	4 (3-1)
3-plus 3-point FG	—	—
Scoring Leader	1 (1-0)	3 (2-1)
Rebound Leader	—	15 (12-3)
Assist Leader	—	1 (0-1)

CAREER STATISTICS (ALL GAMES)

Year	GP	GS	Min	Avg	FG	FGA	Pct	3FG	FGA	Pct	FT	FTA	Pct	Off	Def	TR	Avg	PF	FO	A	TO	Blk	Stl	Pts	Avg
2015-16	37	37	1001	27.1	175	321	.545	7	15	.467	82	136	.603	85	191	276	7.5	92	1	46	69	50	26	439	11.9
2016-17	10	6	185	18.5	36	61	.590	0	0	.000	16	23	.696	8	32	40	4.0	25	0	9	18	9	5	88	8.8
TOTAL	47	43	1186	25.2	211	382	.552	7	15	.467	98	159	.616	93	223	316	6.7	117	1	55	87	59	31	527	11.2

CAREER STATISTICS (CONFERENCE GAMES)

Year	GP	GS	Min	Avg	FG	FGA	Pct	3FG	FGA	Pct	FT	FTA	Pct	Off	Def	TR	Avg	PF	FO	A	TO	Blk	Stl	Pts	Avg
2015-16	18	18	446	24.8	82	156	.526	2	7	.286	39	64	.609	33	70	103	5.7	47	1	20	24	32	14	205	11.4
TOTAL	18	18	446	24.8	82	156	.526	2	7	.286	39	64	.609	33	70	103	5.7	47	1	20	24	32	14	205	11.4

#23 • YOELI CHILDS
6-8 • 225 • FR • FORWARD



SOUTH JORDAN, UTAH
BINGHAM HS

2016-17 SEASON HIGHS

PTS	23 at San Francisco – 02/11/17
1st H	13 at San Francisco – 02/11/17
2nd H	12 (2x) last vs. Pacific – 01/07/17
REB	17 at San Francisco – 02/11/17
AST	3 (3x) last at LMU – 12/31/16
STL	2 (2x) last at LMU – 12/31/16
BLK	4 vs. CSU Bakersfield – 12/22/16
FGM	10 at San Francisco – 02/11/17
FGA	16 at San Francisco – 02/11/17
3PM	–
3PA	1 vs. Pepperdine – 01/19/17
FTM	7 vs. CSU Bakersfield – 12/22/16
FTA	13 vs. CSU Bakersfield – 12/22/16

MISCELLANEOUS

	16-17	Career
Double-Figure Points	11 (10-1)	11 (10-1)
20-plus Points	–	–
Double-Figure Reb	10 (9-1)	10 (9-1)
Double-Doubles	5 (5-0)	5 (4-0)
3-plus Steals	–	–
3-plus Blocks	7 (6-1)	7 (6-1)
3-plus 3-point FG	–	–
Scoring Leader	1 (1-0)	1 (1-0)
Rebound Leader	9 (8-1)	9 (8-1)
Assist Leader	–	–

2016-17 SEASON — PPG: 9.4 RPG: 8.6 APG: 1.1 BPG: 1.6 SPG: 0.6 FG%: .571 3FG%: .000 FT%: .574

2016-17 • Freshman

- Has posted at least 1 block in 23 of 28 games and 2-plus blocks 13 times
- At LMU totaled 15 points, 8 rebounds, 3 assists, 2 steals and a block on the potential game-tying 3 in the final seconds
- Had career highs of 19 points and 4 blocks to go with 12 rebounds vs. CSU Bakersfield
- Had his second double-double with 13 points, 14 rebounds, 3 assists and 3 blocks vs. Idaho State
- Had his first career double-double with 11 points and 12 rebounds vs. Colorado
- Scored 10 points on 5 of 8 shooting and added 8 rebounds and 1 block vs. Weber State
- In his first career start, scored a career-best 9 points and added 12 boards, 1 assist, 1 steal vs. Utah State
- Posted 8 points, 15 rebounds, 3 assists, a block and a steal vs. Coppin State

Before BYU

- Played for Jake Schroeder at Bingham High School
- As a senior in 2015-16 averaged 18.5 points, 10.7 rebounds and 2.4 assists and led Bingham to a record of 24-2 overall and 12-0 in district play and the 5A state title
- Named the 5A MVP by the Deseret News and first-team all-state by the Salt Lake Tribune in 2016
- Played in the Ballislife All-American Game

- As a junior in 2014-15 averaged 16.4 points, 10.7 rebounds and 2.4 assists and led Bingham to a record of 20-4 overall and 9-1 in district play and a trip to the 5A quarterfinals
- Named 5A first-team all-state by the Deseret News and the Salt Lake Tribune in 2015
- As a sophomore in 2013-14 averaged 11.1 points and 5.3 rebounds while helping Bingham to the 5A quarterfinals
- Named 5A third-team all-state by the Deseret News in 2014
- Ranked No. 53 in ESPN's top 100 for the class of 2016
- Named a four star recruit by ESPN and a three-star recruit by Scout and Rivals
- Ranked No. 16 nationally among centers by ESPN
- Named the No. 4 recruit in Utah by ESPN
- Also recruited by Oregon State, Oregon and Stanford
- Played for the Utah Prospects AAU team coached by Tim Davis

Personal

- Mother is Kara Childs
- Has one brother

2016-17 GAME-BY-GAME

Opponent	Date	GS	Min	FG	FGA	Pct	3FG	FGA	Pct	FT	FTA	Pct	Off	Def	TR	Avg	PF	FO	A	TO	Blk	Stl	Pts	Avg	
Princeton	11/14/16		23	2	5	.400	0	0	.000	1	4	.250	0	6	6	6.0	2	0	0	1	1	0	5	5.0	
Coppin State	11/17/16		20	4	5	.800	0	0	.000	0	1	.000	3	12	15	10.5	2	0	3	5	1	1	8	6.5	
Coastal Carolina	11/19/16		19	2	2	1.000	0	0	.000	0	0	.000	0	3	3	8.0	0	0	1	2	1	0	4	5.7	
vs. Saint Louis	11/21/16		17	2	3	.667	0	0	.000	2	2	1.000	0	4	4	7.0	0	0	2	2	2	0	6	5.8	
vs. Valparaiso	11/23/16		11	1	2	.500	0	0	.000	1	2	.500	0	2	2	6.0	3	0	1	0	2	0	3	5.2	
Utah Valley	11/26/16		19	4	7	.571	0	0	.000	0	2	.000	1	5	6	6.0	2	0	0	0	1	0	8	5.7	
vs. Utah State	11/30/16	*	26	4	7	.571	0	0	.000	1	2	.500	4	8	12	6.9	3	0	1	1	0	1	9	6.1	
vs. USC	12/03/16	*	17	2	4	.500	0	0	.000	1	2	.500	3	4	7	6.9	3	0	0	1	2	1	5	6.0	
Weber State	12/07/16	*	27	5	8	.625	0	0	.000	0	0	.000	0	8	8	7.0	4	0	0	2	1	1	10	6.4	
Colorado	12/10/16	*	34	5	7	.714	0	0	.000	1	5	.200	2	10	12	7.5	3	0	0	1	1	0	11	6.9	
vs. Illinois	12/17/16	*	31	3	5	.600	0	0	.000	2	2	1.000	3	6	9	7.6	4	0	1	1	3	2	8	7.0	
Idaho State	12/20/16	*	26	4	6	.667	0	0	.000	5	6	.833	2	12	14	8.2	3	0	3	3	3	1	13	7.5	
CSU Bakersfield	12/22/16	*	34	6	8	.750	0	0	.000	7	13	.538	1	11	12	8.5	1	0	1	3	4	0	19	8.4	
Santa Clara	12/29/16	*	20	2	7	.286	0	0	.000	3	4	.750	1	6	7	8.4	2	0	1	0	1	0	7	8.3	
at Loyola Marymount	12/31/16	*	31	6	10	.600	0	0	.000	3	5	.600	5	3	8	8.3	2	0	3	1	1	2	15	8.7	
at Saint Mary's	01/05/17	*	28	1	5	.200	0	0	.000	1	2	.500	1	3	4	8.1	1	0	0	0	0	0	3	8.4	
Pacific	01/07/17	*	22	5	7	.714	0	0	.000	4	4	1.000	2	6	8	8.1	2	0	2	2	3	1	14	8.7	
San Francisco	01/12/17	*	32	4	6	.667	0	0	.000	0	0	.000	1	2	3	7.8	3	0	2	3	3	1	8	8.7	
at San Diego	01/14/17	*	23	2	5	.400	0	0	.000	2	3	.667	0	3	3	7.5	5	1	1	2	1	0	6	8.5	
Pepperdine	01/19/17	*	23	3	8	.375	0	1	.000	2	4	.500	5	9	14	7.9	1	0	1	0	2	0	8	8.5	
at Pacific	01/21/17	*	30	3	7	.429	0	0	.000	1	1	1.000	2	12	14	8.1	3	0	1	2	2	1	7	8.4	
at Santa Clara	01/26/17	*	24	4	6	.667	0	0	.000	0	0	.000	5	6	11	8.3	3	0	0	2	0	0	8	8.4	
Loyola Marymount	01/28/17	*	26	3	7	.429	0	0	.000	4	8	.500	0	8	8	8.3	4	0	1	3	2	0	10	8.5	
Gonzaga	02/02/17	*	29	4	9	.444	0	0	.000	3	3	1.000	2	6	8	8.3	2	0	1	1	0	0	11	8.6	
Portland	02/04/17	*	31	6	8	.750	0	0	.000	3	5	.600	2	8	10	8.3	3	0	1	2	3	2	15	8.8	
at Pepperdine	02/09/17	*	16	2	4	.500	0	0	.000	2	2	1.000	2	5	7	8.3	5	1	1	2	0	1	6	8.7	
at San Francisco	02/11/17	*	39	10	16	.625	0	1	.000	3	8	.375	4	13	17	8.6	0	0	0	2	3	1	23	9.3	
San Diego	02/16/17	*	25	5	8	.625	0	0	.000	2	4	.500	3	5	8	8.6	4	0	2	1	1	0	12	9.4	
Saint Mary's	02/18/17																								
at Portland	02/23/17																								
at Gonzaga	02/25/17																								
Totals			22	703	104	.571	0	2	.000	54	94	.574	54	186	240	8.6	70	2	30	45	44	16	262	9.4	

CAREER STATISTICS (ALL GAMES)

Year	GP	GS	Min	Avg	FG	FGA	Pct	3FG	FGA	Pct	FT	FTA	Pct	Off	Def	TR	Avg	PF	FO	A	TO	Blk	Stl	Pts	Avg
2016-17	28	22	703	25.1	104	182	.571	0	2	.000	54	94	.574	54	186	240	8.6	70	2	30	45	44	16	262	9.4
TOTAL	28	22	703	25.1	104	182	.571	0	2	.000	54	94	.574	54	186	240	8.6	70	2	30	45	44	16	262	9.4

CAREER STATISTICS (CONFERENCE GAMES)

Year	GP	GS	Min	Avg	FG	FGA	Pct	3FG	FGA	Pct	FT	FTA	Pct	Off	Def	TR	Avg	PF	FO	A	TO	Blk	Stl	Pts	Avg
2016-17	15	15	399	26.6	60	113	.531	0	2	.000	33	53	.623	35	95	130	8.7	40	2	17	23	22	9	153	10.2
TOTAL	15	15	399	26.6	60	113	.531	0	2	.000	33	53	.623	35	95	130	8.7	40	2	17	23	22	9	153	10.2

#24 • DAVIN GUINN
6-5 • 190 • JR • FORWARD



MURRIETA, CALIFORNIA
UC RIVERSIDE

2016-17 SEASON HIGHS

PTS	11 vs. Valparaiso – 11/23/16
1st H	3 at San Diego – 01/14/17
2nd H	9 vs. Valparaiso – 11/23/16
REB	8 at Pepperdine – 02/09/17
AST	3 (2x) last vs. San Diego – 02/16/17
STL	2 (4x) last vs. San Diego – 02/16/17
BLK	1 (2x) last vs. San Diego – 02/16/17
FGM	4 vs. Valparaiso – 11/23/16
FGA	10 vs. Utah State – 11/30/16
3PM	3 vs. Valparaiso – 11/23/16
3PA	5 vs. Utah State – 11/30/16
FTM	3 vs. Saint Louis – 11/19/16
FTA	3 vs. Saint Louis – 11/19/16

CAREER HIGHS

PTS	11 vs. Valparaiso – 11/23/16
1st H	3 at San Diego – 01/14/17
2nd H	9 (2x) last vs. Valparaiso – 11/23/16
REB	8 at Pepperdine – 02/09/17
AST	3 (2x) last vs. San Diego – 02/16/17
STL	2 (4x) last vs. San Diego – 02/16/17
BLK	1 (2x) last vs. San Diego – 02/16/17
FGM	4 vs. Valparaiso – 11/23/16
FGA	10 vs. Utah State – 11/30/16
3PM	3 vs. Valparaiso – 11/23/16
3PA	5 vs. Utah State – 11/30/16
FTM	3 vs. Saint Louis – 11/19/16
FTA	4 vs. San Diego – 02/20/16

MISCELLANEOUS

	16-17	Career
Double-Figure Points	1 (0-1)	1 (0-1)
20-plus Points	–	–
Double-Figure Reb	–	–
Double-Doubles	–	–
3-plus Steals	–	–
3-plus Blocks	–	–
3-plus 3-point FG	1 (0-1)	1 (0-1)
Scoring Leader	–	–
Rebound Leader	1 (0-1)	1 (0-1)
Assist Leader	–	–

2016-17 SEASON — PPG: 2.4 RPG: 2.0 APG: 0.5 BPG: 0.1 SPG: 0.6 FG%: .365 3FG%: .333 FT%: .647

2016-17 • Junior

- Totaled 2 points, 4 rebounds, 3 assists, 1 block and 2 steals vs. San Diego
- Made a 3 with BYU down 6 with 4:28 to go and recorded two steals in the final two minutes to spark BYU's comeback against Portland at home
- Hit 4 of 4 from the field, 3 of 3 from 3, for 11 points vs. Valparaiso
- Scored 7 points and added 5 boards and 1 steal vs. Saint Louis
- Hit a pair of 3-pointers for 6 points against Coastal Carolina
- Scored 5 points, hit 2 of 2 from the free-throw line vs. Coppin State
- Saw action in the season opener against Princeton

- Vista Murrieta's all-time leading scorer
- Averaged 23.3 points and 9.3 rebounds as a senior
- Also ran track
- Three-time Academic All-League

Personal

- Parents are Brad and Haley Guinn
- His grandfather played at Ricks College from 1961-63
- An Eagle Scout
- Served a mission for The Church of Jesus Christ of Latter-day Saints in Mexico

2015-16 • Sophomore

- Played in 9 games
- Posted season highs of 9 points (San Diego), 3 rebounds (Portland), 1 assist (Santa Clara) and 1 steal (LMU)
- Scored 9 points against San Diego while shooting 3 of 3 from the field

Before BYU

- Played his freshman season at UC Riverside in 2012-13
- Played in 20 games and started 4
- Averaged 4.4 points, 3.3 rebounds and added 8 assists, 3 blocks and 8 steals
- A three-year letter winner for Kurt Ruth and Andy Rucker at Vista Murrieta High School
- A two-time first-team All-League selection and first-team All-Valley selection
- First-team All-CIF as a senior and second-team All-CIF as a junior

2016-17 GAME-BY-GAME

Opponent	Date	GS	Min	FG	FGA	Pct	3FG	FGA	Pct	FT	FTA	Pct	Off	Def	TR	Avg	PF	FO	A	TO	Blk	Stl	Pts	Avg	
Princeton	11/14/16		0	0	0	.000	0	0	.000	0	0	.000	0	0	0	0.0	0	0	0	0	0	0	0	0.0	
Coppin State	11/17/16		10	1	4	.250	1	2	.500	2	2	1.000	0	0	0	0.0	1	0	1	1	0	1	5	2.5	
Coastal Carolina	11/19/16		7	2	4	.500	2	3	.667	0	0	.000	0	0	0	0.0	0	0	0	1	0	0	6	3.7	
vs. Saint Louis	11/21/16		15	2	5	.400	0	1	.000	3	3	1.000	2	3	5	1.3	2	0	0	1	0	1	7	4.5	
vs. Valparaiso	11/23/16		13	4	4	1.000	3	3	1.000	0	0	.000	1	1	2	1.4	1	0	1	0	0	0	11	5.8	
Utah Valley	11/26/16		20	1	5	.200	0	2	.000	1	2	.500	1	1	2	1.5	1	0	0	0	0	1	3	5.3	
vs. Utah State	11/30/16		22	1	10	.100	0	5	.000	0	0	.000	3	3	6	2.1	2	0	0	1	0	2	2	4.9	
vs. USC	12/03/16		18	0	3	.000	0	1	.000	2	2	1.000	4	1	5	2.5	3	0	0	0	0	0	2	4.5	
Weber State	12/07/16		16	0	0	.000	0	0	.000	0	2	.000	0	4	4	2.7	1	0	0	0	0	1	0	4.0	
Colorado	12/10/16		5	0	1	.000	0	1	.000	1	2	.500	1	0	1	2.5	0	0	0	0	0	0	1	3.7	
vs. Illinois	12/17/16		5	0	1	.000	0	0	.000	0	0	.000	0	0	0	2.3	1	0	0	0	0	0	0	3.4	
Idaho State	12/20/16		9	0	1	.000	0	1	.000	0	0	.000	0	1	1	2.2	2	0	0	1	0	0	0	3.1	
CSU Bakersfield	12/22/16		2	0	0	.000	0	0	.000	0	0	.000	0	0	0	2.0	2	0	0	0	0	0	0	2.8	
Santa Clara	12/29/16		7	0	1	.000	0	0	.000	0	0	.000	0	0	0	1.9	1	0	1	0	0	0	0	2.6	
at Loyola Marymount	12/31/16		5	1	2	.500	0	0	.000	0	0	.000	0	0	0	1.7	1	0	0	0	0	0	2	2.6	
at Saint Mary's	01/05/17		2	1	1	1.000	0	0	.000	0	0	.000	1	0	1	1.7	0	0	0	0	0	0	2	2.6	
Pacific	01/07/17		8	0	1	.000	0	0	.000	0	0	.000	1	1	2	1.7	0	0	1	0	0	0	0	2.4	
San Francisco	01/12/17		3	0	0	.000	0	0	.000	0	0	.000	0	0	0	1.6	1	0	0	0	0	0	0	2.3	
at San Diego	01/14/17		13	2	2	1.000	1	1	1.000	0	0	.000	3	0	3	1.7	0	0	0	0	0	0	5	2.4	
Pepperdine	01/19/17		6	1	1	1.000	0	0	.000	0	0	.000	1	0	1	1.7	1	0	1	1	0	1	2	2.4	
at Pacific	01/21/17		1	0	1	.000	0	0	.000	0	0	.000	0	0	0	1.6	0	0	0	0	0	0	0	2.3	
at Santa Clara	01/26/17		15	1	1	1.000	0	0	.000	0	0	.000	0	3	3	1.6	3	0	0	0	0	1	2	2.3	
Loyola Marymount	01/28/17		10	0	1	.000	0	1	.000	0	0	.000	1	1	2	1.7	1	0	1	0	0	1	0	2.2	
Gonzaga	02/02/17		15	2	3	.667	1	2	.500	1	2	.500	0	1	1	1.6	2	0	1	0	0	1	6	2.3	
Portland	02/04/17		20	1	3	.333	1	2	.500	0	0	.000	1	1	2	1.6	0	0	0	0	0	2	3	2.4	
at Pepperdine	02/09/17		31	2	5	.400	1	3	.333	0	0	.000	4	4	8	1.9	3	0	3	2	1	2	5	2.5	
at San Francisco	02/11/17		24	0	0	.000	0	0	.000	1	2	.500	1	3	4	2.0	2	0	1	1	0	1	1	2.4	
San Diego	02/16/17		25	1	3	.333	0	2	.000	0	0	.000	0	4	4	2.0	1	0	3	0	1	2	2	2.4	
Saint Mary's	02/18/17																								
at Portland	02/23/17																								
at Gonzaga	02/25/17																								
Totals			0	327	23	63	.365	10	30	.333	11	17	.647	25	32	57	2.0	32	0	14	9	2	17	67	2.4

CAREER STATISTICS (ALL GAMES)

Year	GP	GS	Min	Avg	FG	FGA	Pct	3FG	FGA	Pct	FT	FTA	Pct	Off	Def	TR	Avg	PF	FO	A	TO	Blk	Stl	Pts	Avg
2015-16	9	0	26	2.9	4	10	.400	1	3	.333	5	8	.625	5	5	10	1.1	1	0	1	1	0	1	14	1.6
2016-17	28	0	327	11.7	23	63	.365	10	30	.333	11	17	.647	25	32	57	2.0	32	0	14	9	2	17	67	2.4
TOTAL	37	0	353	9.5	27	73	.370	11	33	.333	16	25	.640	30	37	67	1.8	33	0	15	10	2	18	81	2.2

CAREER STATISTICS (CONFERENCE GAMES)

Year	GP	GS	Min	Avg	FG	FGA	Pct	3FG	FGA	Pct	FT	FTA	Pct	Off	Def	TR	Avg	PF	FO	A	TO	Blk	Stl	Pts	Avg
2015-16	8	0	25	3.1	4	10	.400	1	3	.333	5	8	.625	5	5	10	1.3	1	0	1	1	0	1	14	1.8
2016-17	15	0	185	12.3	12	25	.480	4	11	.364	2	4	.500	13	18	31	2.1	16	0	12	4	2	11	30	2.0
TOTAL	23	0	210	9.1	16	35	.457	5	14	.357	7	12	.583	18	23	41	1.8	17	0	13	5	2	12	44	1.9

#30 • TJ HAWS
6-4 • 170 • FR • GUARD



ALPINE, UTAH
LONE PEAK HS

2016-17 SEASON — PPG: 14.3 RPG: 3.0 APG: 3.3 BPG: 0.1 SPG: 1.1 FG%: .430 3FG%: .395 FT%: .791

2016-17 • Freshman

- Has hit at least one 3-point field goal in 24 of 28 games
- Has posted 5-plus assists 8 times
- Scored a career-best 29 points vs. No. 1/1 Gonzaga
- Set career highs with 27 points and 6 3-point field goals at San Diego
- Had 20 points and 4 3s, including the game-tying and go-ahead 3s in the final 2 minutes, at LMU
- Had 17 points on 5 of 6 shooting from the field and 3 of 3 shooting from 3 vs. Santa Clara and added 6 rebounds and 6 assists
- Totaled 17 points, 6 assists and 3 steals vs. Idaho State
- Had 16 points, 5 boards, 4 assists, 2 steals, hit 4 3-pointers vs. Colorado
- Posted 15 points and 5 assists vs. Weber State
- Scored 16 points, all in the second half, vs. USC
- Had 15 points, hit 3 of 5 from 3 and added 2 rebounds vs. Valparaiso
- Scored 20 points, hit 3 3-pointers and had 3 steals vs. Princeton

- Received first-team all-state honors from the Deseret News and the Salt Lake Tribune
- Earned 2014 5A Tournament MVP honors
- As a junior in 2012-13 averaged 17.1 points, 3.4 rebounds, 4.6 assists, 1.9 steals and hit 64 3s as Lone Peak finished 26-1 overall and 10-0 in region play
- Named the 2012-13 5A MVP by the Deseret News, first-team all-state by the Salt Lake Tribune and All-Valley Offensive MVP by the Daily Herald
- As a sophomore in 2011-12 averaged 17.4 points, 4.6 rebounds, 1.9 assists and 1.5 steals and hit 59 3s as Lone Peak finished 22-3 overall and 9-1 in region play
- Named first-team all-state by the Deseret News and the Salt Lake Tribune and All-Valley by the Daily Herald
- Named the 2012 5A Tournament MVP
- As a freshman in 2010-11 averaged 13.8 points and hit 46 3s as Lone Peak finished 24-1 overall and 12-0 in region play
- Competed in the NBPA Top 100 camp during the summer of 2013
- National overall recruiting rankings: 67th by ESPN, 57th by Scout

Before BYU

- A four-time 5A Utah state champion (2011, 2012, 2013, 2014) and a 2013 MaxPreps.com National Champion playing for Quincy Lewis at Lone Peak High School
- Posted career totals of 1,896 points (18.4 ppg) and 264 3s
- As a senior in 2013-14 averaged 25.2 points, 3.5 rebounds, 5.2 assists and 1.8 steals and hit 95 3s while leading Lone Peak to a 23-3, 11-1 record in region play
- Named the 2014 Mr. Basketball by the Deseret News and the 2014 Utah Gatorade Player of the Year

Personal

- Wife's name is Lauren
- Parents are Marty and Tiffanie Haws
- Brother Tyler (2009-10, 12-15) is BYU's all-time leading scorer with 2,720 career points
- His father Marty Haws played for BYU from 1986-90 and earned All-WAC honors
- Served a mission for The Church of Jesus Christ of Latter-day Saints in France

2016-17 SEASON HIGHS

PTS	29 vs. Gonzaga – 02/02/17
1st H	12 (2x) last vs. Pacific – 01/07/17
2nd H	23 vs. Gonzaga – 02/02/17
REB	7 vs. Pacific – 01/07/17
AST	7 (2x) last vs. San Diego – 02/16/17
STL	4 vs. USC – 12/03/16
BLK	1 (3x) last vs. Portland – 02/04/17
FGM	8 (3x) last vs. Gonzaga – 02/02/17
FGA	19 vs. Gonzaga – 02/02/17
3PM	6 at San Diego – 01/14/17
3PA	12 at San Diego – 01/14/17
FTM	9 vs. Gonzaga – 02/02/17
FTA	10 vs. Gonzaga – 02/02/17

MISCELLANEOUS

	16-17	Career
Double-Figure Points	20 (13-7)	20 (13-7)
20-plus Points	4 (2-2)	4 (2-2)
Double-Figure Reb	–	–
Double-Doubles	–	–
3-plus Steals	5 (3-2)	5 (3-2)
3-plus Blocks	–	–
3-plus 3-point FG	13 (10-3)	13 (10-3)
Scoring Leader	3 (1-2)	3 (1-2)
Rebound Leader	–	–
Assist Leader	7 (6-1)	7 (6-1)

2016-17 GAME-BY-GAME

Opponent	Date	GS	Min	FG	FGA	Pct	3FG	FGA	Pct	FT	FTA	Pct	Off	Def	TR	Avg	PF	FO	A	TO	Blk	Stl	Pts	Avg	
Princeton	11/14/16	*	35	5	11	.455	3	6	.500	7	8	.875	1	1	2	2.0	4	0	1	1	0	3	20	20.0	
Coppin State	11/17/16	*	22	4	8	.500	3	7	.429	0	0	.000	0	5	5	3.5	2	0	1	2	0	1	11	15.5	
Coastal Carolina	11/19/16	*	29	3	12	.250	1	3	.333	1	2	.500	0	4	4	3.7	1	0	5	2	0	0	8	13.0	
vs. Saint Louis	11/21/16	*	34	3	9	.333	2	5	.400	1	2	.500	1	2	3	3.5	1	0	3	5	0	2	9	12.0	
vs. Valparaiso	11/23/16	*	26	6	10	.600	3	5	.600	0	0	.000	0	2	2	3.2	3	0	0	1	0	0	15	12.6	
Utah Valley	11/26/16	*	29	1	10	.100	0	4	.000	4	5	.800	0	2	2	3.0	3	0	7	0	0	1	6	11.5	
vs. Utah State	11/30/16	*	30	2	8	.250	0	4	.000	2	2	1.000	2	2	4	3.1	0	0	1	0	0	1	6	10.7	
vs. USC	12/03/16	*	26	6	14	.429	1	4	.250	3	4	.750	0	0	0	2.8	3	0	1	4	0	4	16	11.4	
Weber State	12/07/16	*	37	5	10	.500	2	5	.400	3	3	1.000	1	1	2	2.7	3	0	5	3	0	0	15	11.8	
Colorado	12/10/16	*	36	5	9	.556	4	5	.800	2	3	.667	0	5	5	2.9	3	0	4	4	0	2	16	12.2	
vs. Illinois	12/17/16	*	33	4	12	.333	1	7	.143	1	1	1.000	0	6	6	3.2	1	0	5	3	0	3	10	12.0	
Idaho State	12/20/16	*	31	5	9	.556	3	7	.429	4	5	.800	0	2	2	3.1	1	0	6	1	0	3	17	12.4	
CSU Bakersfield	12/22/16	*	27	4	8	.500	2	5	.400	4	4	1.000	0	3	3	3.1	1	0	5	3	0	0	14	12.5	
Santa Clara	12/29/16	*	29	5	6	.833	3	3	1.000	4	6	.667	0	6	6	3.3	1	0	6	5	0	0	17	12.9	
at Loyola Marymount	12/31/16	*	36	8	13	.615	4	8	.500	0	0	.000	0	1	1	3.1	3	0	4	1	0	0	20	13.3	
at Saint Mary's	01/05/17	*	31	3	10	.300	0	2	.000	1	1	1.000	1	2	3	3.1	0	0	1	0	0	0	7	12.9	
Pacific	01/07/17	*	25	4	10	.400	3	7	.429	4	4	1.000	0	7	7	3.4	1	0	3	0	0	0	15	13.1	
San Francisco	01/12/17	*	32	1	5	.200	0	3	.000	5	6	.833	0	3	3	3.3	2	0	3	2	0	1	7	12.7	
at San Diego	01/14/17	*	35	8	18	.444	6	12	.500	5	6	.833	0	2	2	3.3	3	0	2	2	0	1	27	13.5	
Pepperdine	01/19/17	*	20	3	7	.429	1	3	.333	1	2	.500	0	1	1	3.2	4	0	6	2	1	1	8	13.2	
at Pacific	01/21/17	*	36	6	11	.545	3	6	.500	1	3	.333	0	3	3	3.1	4	0	5	4	0	2	16	13.3	
at Santa Clara	01/26/17	*	32	4	12	.333	1	6	.167	6	7	.857	0	1	1	3.0	2	0	3	4	0	2	15	13.4	
Loyola Marymount	01/28/17	*	35	6	11	.545	3	7	.429	4	8	.500	0	4	4	3.1	3	0	1	6	0	0	19	13.7	
Gonzaga	02/02/17	*	34	8	19	.421	4	9	.444	9	10	.900	0	2	2	3.0	0	0	1	1	1	0	29	14.3	
Portland	02/04/17	*	32	4	11	.364	2	6	.333	5	6	.833	0	2	2	3.0	3	0	1	2	1	1	15	14.3	
at Pepperdine	02/09/17	*	26	3	10	.300	1	6	.167	7	8	.875	1	0	1	2.9	3	0	3	3	0	0	14	14.3	
at San Francisco	02/11/17	*	37	6	12	.500	3	7	.429	2	2	1.000	0	5	5	3.0	3	0	3	4	0	3	17	14.4	
San Diego	02/16/17	*	28	4	8	.500	3	5	.600	1	2	.500	0	2	2	3.0	5	1	7	2	0	0	12	14.3	
Saint Mary's	02/18/17																								
at Portland	02/23/17																								
at Gonzaga	02/25/17																								
Totals			28	873	126	293	.430	62	157	.395	87	110	.791	7	76	83	3.0	63	1	93	67	3	31	401	14.3

CAREER STATISTICS (ALL GAMES)

Year	GP	GS	Min	Avg	FG	FGA	Pct	3FG	FGA	Pct	FT	FTA	Pct	Off	Def	TR	Avg	PF	FO	A	TO	Blk	Stl	Pts	Avg
2016-17	28	28	873	31.2	126	293	.430	62	157	.395	87	110	.791	7	76	83	3.0	63	1	93	67	3	31	401	14.3
TOTAL	28	28	873	31.2	126	293	.430	62	157	.395	87	110	.791	7	76	83	3.0	63	1	93	67	3	31	401	14.3

CAREER STATISTICS (CONFERENCE GAMES)

Year	GP	GS	Min	Avg	FG	FGA	Pct	3FG	FGA	Pct	FT	FTA	Pct	Off	Def	TR	Avg	PF	FO	A	TO	Blk	Stl	Pts	Avg
2016-17	15	15	468	31.2	73	163	.448	37	90	.411	55	71	.775	2	41	43	2.9	37	1	49	38	3	11	238	15.9
TOTAL	15	15	468	31.2	73	163	.448	37	90	.411	55	71	.775	2	41	43	2.9	37	1	49	38	3	11	238	15.9

#31 • BRAIDEN SHAW
6-9 • 210 • SO • FORWARD



EAGLE, IDAHO
EAGLE HS

2016-17 SEASON — PPG: 1.5 RPG: 1.7 APG: 0.1 BPG: 0.0 SPG: 0.4 FG%: .577 3FG%: .000 FT%: .444

2016-17 • Sophomore

- Totaled 4 points, 5 rebounds and 1 steal vs. Pepperdine
- Had 2 points and a career-best 6 boards vs. Santa Clara
- Scored 4 points and had 1 rebound and 1 assist vs. Idaho State
- Scored a career-best 10 points and had 5 rebounds against Utah State; shot 4 of 4 from the field and 2 of 2 from the free-throw line
- Scored 4 points on 2 of 2 shooting vs. Utah Valley

Personal

- Wife's name is Morgan
- Parents are Kelly and Launette Shaw
- Has two brothers and two sisters
- Served a mission for The Church of Jesus Christ of Latter-day Saints in Sacramento
- Father Kelly Shaw played for BYU's junior varsity squad in the 1980s

2015-16 • Freshman

- Played in 19 games
- Posted season highs of 3 points (Adams State), 3 rebounds (twice), 1 assist (3 times), 2 steals (San Diego) and 1 block (San Diego)
- Shot 50.0 percent from the field

Before BYU

- Played for Tom Seifert at Eagle High School
- Named second-team 5A All-Southern Idaho by the Idaho Statesman as a senior
- Averaged 15 points, 11 rebounds, 4 assists and 2 blocks as a senior
- Named the top recruit in the state of Idaho in the class of 2013 by ESPN.com
- Named to the 5A All-State Second Team by the Idaho Statesman
- Earned All-Southern Idaho Conference and SIC All-Academic Team honors
- Averaged 14 points and 9 rebounds as a junior at Eagle High School
- Also recruited by Boise State, Utah State and Utah
- Played for Hoop Dreams Idaho travel team coached by Ed Boyce

2016-17 SEASON HIGHS

PTS	10 vs. Utah State – 11/30/16
1st H	8 vs. Utah State – 11/30/16
2nd H	4 (2x) vs. Pepperdine – 01/19/17
REB	6 vs. Santa Clara – 12/29/16
AST	1 (3x) last at LMU – 12/31/16
STL	2 (2x) last at Pacific – 01/21/17
BLK	1 vs. Pacific – 01/07/17
FGM	4 vs. Utah State – 11/30/16
FGA	4 (2x) last vs. Idaho State – 12/20/16
3PM	–
3PA	–
FTM	3 at LMU – 12/31/16
FTA	6 at LMU – 12/31/16

CAREER HIGHS

PTS	10 vs. Utah State – 11/30/16
1st H	8 vs. Utah State – 11/30/16
2nd H	4 (2x) vs. Pepperdine – 01/19/17
REB	6 vs. Santa Clara – 12/29/16
AST	1 (6x) last at LMU – 12/31/16
STL	2 (3x) last at Pacific – 01/21/17
BLK	1 (2x) last vs. Pacific – 01/07/17
FGM	4 vs. Utah State – 11/30/16
FGA	4 (2x) last vs. Idaho State – 12/20/16
3PM	–
3PA	–
FTM	3 at LMU – 12/31/16
FTA	6 at LMU – 12/31/16

MISCELLANEOUS

	16-17	Career
Double-Figure Points	1 (1-0)	1 (1-0)
20-plus Points	–	–
Double-Figure Reb	–	–
Double-Doubles	–	–
3-plus Steals	–	–
3-plus Blocks	–	–
3-plus 3-point FG	–	–
Scoring Leader	–	–
Rebound Leader	–	–
Assist Leader	–	–

2016-17 GAME-BY-GAME

Opponent	Date	GS	Min	FG	FGA	Pct	3FG	FGA	Pct	FT	FTA	Pct	Off	Def	TR	Avg	PF	FO	A	TO	Blk	Stl	Pts	Avg	
DNP																									
Princeton	11/14/16																								
Coppin State	11/17/16		8	1	1	1.000	0	0	.000	0	0	.000	1	1	2	2.0	2	0	0	1	0	0	2	2.0	
Coastal Carolina	11/19/16		2	0	0	.000	0	0	.000	0	0	.000	0	1	1	1.5	0	0	0	0	0	0	0	1.0	
vs. Saint Louis	11/21/16		2	1	3	.333	0	0	.000	0	0	.000	0	0	0	1.0	0	0	0	0	0	0	2	1.3	
vs. Valparaiso	11/23/16		4	0	0	.000	0	0	.000	2	2	1.000	1	1	2	1.3	0	0	0	0	0	1	2	1.5	
Utah Valley	11/26/16		3	2	2	1.000	0	0	.000	0	0	.000	1	0	1	1.2	0	0	0	0	0	1	4	2.0	
vs. Utah State	11/30/16		14	4	4	1.000	0	0	.000	2	2	1.000	4	1	5	1.8	1	0	1	1	0	0	10	3.3	
vs. USC	12/03/16		9	0	0	.000	0	0	.000	0	2	.000	0	2	2	1.9	2	0	0	0	0	0	0	2.9	
Weber State	12/07/16																								
DNP																									
Colorado	12/10/16		1	0	0	.000	0	0	.000	0	0	.000	0	0	0	1.6	1	0	0	0	0	0	0	2.5	
vs. Illinois	12/17/16		8	0	1	.000	0	0	.000	0	0	.000	1	1	2	1.7	2	0	0	0	0	1	0	2.2	
Idaho State	12/20/16		13	2	4	.500	0	0	.000	0	0	.000	0	1	1	1.6	0	0	1	1	0	0	4	2.4	
CSU Bakersfield	12/22/16		8	0	0	.000	0	0	.000	0	0	.000	1	1	2	1.6	1	0	0	1	0	1	0	2.2	
Santa Clara	12/29/16		16	1	2	.500	0	0	.000	0	2	.000	2	4	6	2.0	3	0	0	0	0	0	2	2.2	
at Loyola Marymount	12/31/16		8	0	0	.000	0	0	.000	3	6	.500	2	2	4	2.2	2	0	1	1	0	0	3	2.2	
at Saint Mary's	01/05/17		7	0	1	.000	0	0	.000	0	0	.000	0	1	1	2.1	0	0	0	0	0	0	0	2.1	
Pacific	01/07/17		12	0	1	.000	0	0	.000	1	4	.250	1	3	4	2.2	3	0	0	0	1	2	1	2.0	
San Francisco	01/12/17		3	0	0	.000	0	0	.000	0	0	.000	0	2	2	2.2	0	0	0	0	0	0	0	1.9	
at San Diego	01/14/17		4	1	2	.500	0	0	.000	0	0	.000	0	1	1	2.1	2	0	0	1	0	0	0	2	1.9
Pepperdine	01/19/17		8	2	3	.667	0	0	.000	0	0	.000	2	3	5	2.3	1	0	0	0	0	0	1	4	2.0
at Pacific	01/21/17		8	1	1	1.000	0	0	.000	0	0	.000	0	1	1	2.2	0	0	0	0	0	0	2	2.0	
at Santa Clara	01/26/17		3	0	0	.000	0	0	.000	0	0	.000	0	0	0	2.1	1	0	0	0	0	0	0	1.9	
Loyola Marymount	01/28/17		3	0	0	.000	0	0	.000	0	0	.000	0	0	0	2.0	2	0	0	0	0	0	0	1.8	
Gonzaga	02/02/17		3	0	0	.000	0	0	.000	0	0	.000	0	0	0	1.9	0	0	0	0	0	0	0	1.7	
Portland	02/04/17																								
DNP																									
at Pepperdine	02/09/17		9	0	0	.000	0	0	.000	0	0	.000	1	0	1	1.9	0	0	0	0	0	0	0	1.7	
at San Francisco	02/11/17		2	0	0	.000	0	0	.000	0	0	.000	0	0	0	1.8	1	0	0	0	0	0	0	1.6	
San Diego	02/16/17		1	0	1	.000	0	0	.000	0	0	.000	0	0	0	1.7	1	0	0	0	0	0	0	1.5	
Saint Mary's	02/18/17																								
at Portland	02/23/17																								
at Gonzaga	02/25/17																								
Totals			0	159	15	26	.577	0	0	.000	8	18	.444	17	26	43	1.7	25	0	3	6	1	9	38	1.5

CAREER STATISTICS (ALL GAMES)

Year	GP	GS	Min	Avg	FG	FGA	Pct	3FG	FGA	Pct	FT	FTA	Pct	Off	Def	TR	Avg	PF	FO	A	TO	Blk	Stl	Pts	Avg
2015-16	19	0	56	2.9	3	6	.500	0	0	.000	6	12	.500	5	10	15	0.8	9	0	3	3	1	4	12	0.6
2016-17	25	0	159	6.4	15	26	.577	0	0	.000	8	18	.444	17	26	43	1.7	25	0	3	6	1	9	38	1.5
TOTAL	44	0	215	4.9	18	32	.563	0	0	.000	14	30	.467	22	36	58	1.3	34	0	6	9	2	13	50	1.1

CAREER STATISTICS (CONFERENCE GAMES)

Year	GP	GS	Min	Avg	FG	FGA	Pct	3FG	FGA	Pct	FT	FTA	Pct	Off	Def	TR	Avg	PF	FO	A	TO	Blk	Stl	Pts	Avg
2015-16	12	0	30	2.5	2	3	.667	0	0	.000	3	6	.500	5	5	10	0.8	7	0	2	3	1	3	7	0.6
2016-17	14	0	87	6.2	5	11	.455	0	0	.000	4	12	.333	8	17	25	1.8	16	0	1	2	1	5	14	1.0
TOTAL	26	0	117	4.5	7	14	.500	0	0	.000	7	18	.389	13	22	35	1.3	23	0	3	5	2	8	21	0.8

#40 • JAMAL AYTES
6-6 • 235 • JR • FORWARD



SAN DIEGO, CALIFORNIA
UNLV

2016-17 SEASON — PPG: 2.5 RPG: 1.3 APG: 0.2 BPG: 0.1 SPG: 0.0 FG%: .564 3FG%: .000 FT%: .700

2016-17 • Junior

- Hit 3 of 5 from the field for 6 points and 4 rebounds vs. Pepperdine
- Shot 4 of 4 from the field for 8 points and added 2 rebounds and 1 block vs. Santa Clara
- Scored a career-best 12 points on 4 of 4 shooting from the field and 4 of 4 shooting from the free-throw line and had 5 boards vs. Saint Louis
- Had 4 points and 3 rebounds vs. Coastal Carolina
- Against Coppin State hit 3 of 3 from the field for 7 points
- Saw action in the opener against Princeton

2015-16 • Sophomore

- Played in 22 games
- Posted season highs of 11 points (Adams State), 6 rebounds (New Mexico), 1 steal (Santa Clara) and 1 block (Santa Clara)
- Shot 4 of 5 from the field for 8 points and 4 boards at Long Beach State
- Hit 5 of 7 from the field for 11 points against Adams State
- At the Diamond Head Classic averaged 7.0 points and shot 9 of 15 from the field

In 2014-15 • Redshirt

- Missed the season due to an ankle injury

In 2013-14 • Freshman/Transfer

- Played the fall semester at UNLV
- Transferred to BYU in January 2014 and sat out the rest of the season due to NCAA transfer rules

Before BYU

- Played for Joedy Gardner at JSerra Catholic High School in San Juan Capistrano, Calif.
- As a senior, averaged 17 points and 10 rebounds
- Named to the All-CIF Southern Division 4AA Team
- Ranked No. 66 nationally among power forwards by ESPN.com in the class of 2013
- Played AAU ball for the Dream Vision, coached by Clayton Williams
- Named MVP at the adidas Exclusive Run
- Played for UNLV in the fall of 2013 and averaged 2.8 points in 9.3 minutes

Personal

- Son of Franklin and Jacqueline Aytes
- Has six siblings: Franklin, Candace, Bianca, Rashaun, Malik and Jazzele

2016-17 SEASON HIGHS

PTS	12 vs. Saint Louis – 11/19/16
1st H	8 vs. Santa Clara – 12/29/16
2nd H	6 (2x) vs. Pepperdine – 01/19/17
REB	5 vs. Saint Louis – 11/19/16
AST	2 vs. Weber State – 12/7/16
STL	–
BLK	1 (3x) last vs. Santa Clara – 12/29/16
FGM	4 (2x) last vs. Santa Clara – 12/29/16
FGA	5 vs. Pepperdine – 01/19/17
3PM	–
3PA	–
FTM	4 vs. Saint Louis – 11/19/16
FTA	4 (3x) last at San Diego – 01/14/17

CAREER HIGHS

PTS	12 vs. Saint Louis – 11/19/16
1st H	8 vs. Santa Clara – 12/29/16
2nd H	9 vs. Adams State – 11/20/15
REB	6 vs. New Mexico – 12/23/15
AST	2 vs. Weber State – 12/07/16
STL	1 vs. Santa Clara – 01/07/16
BLK	1 (4x) last vs. Santa Clara – 12/29/16
FGM	5 vs. Adams State – 11/20/15
FGA	7 vs. Adams State – 11/20/15
3PM	–
3PA	–
FTM	4 vs. Saint Louis – 11/19/16
FTA	4 (5x) last at San Diego – 1/14/17

MISCELLANEOUS

	16-17	Career
Double-Figure Points	1 (1-0)	2 (2-0)
20-plus Points	–	–
Double-Figure Reb	–	–
Double-Doubles	–	–
3-plus Steals	–	–
3-plus Blocks	–	–
3-plus 3-point FG	–	–
Scoring Leader	–	–
Rebound Leader	–	1 (1-0)
Assist Leader	–	–

2016-17 GAME-BY-GAME

Opponent	Date	GS	Min	FG	FGA	Pct	3FG	FGA	Pct	FT	FTA	Pct	Off	Def	TR	Avg	PF	FO	A	TO	Blk	Stl	Pts	Avg	
Princeton	11/14/16		0	0	0	.000	0	0	.000	0	0	.000	0	1	1	1.0	0	0	0	0	0	0	0	0.0	
Coppin State	11/17/16		11	3	3	1.000	0	0	.000	1	2	.500	2	0	2	1.5	4	0	0	1	1	0	7	3.5	
Coastal Carolina	11/19/16		11	2	3	.667	0	0	.000	0	0	.000	1	2	3	2.0	1	0	0	0	0	0	4	3.7	
vs. Saint Louis	11/21/16		13	4	4	1.000	0	0	.000	4	4	1.000	1	4	5	2.8	2	0	1	1	0	0	12	5.8	
vs. Valparaiso	11/23/16		10	1	2	.500	0	0	.000	3	4	.750	1	0	1	2.4	0	0	0	0	0	0	5	5.6	
Utah Valley	11/26/16		5	0	2	.000	0	0	.000	0	0	.000	0	1	1	2.2	2	0	1	0	0	0	0	4.7	
vs. Utah State	11/30/16		10	1	3	.333	0	0	.000	0	0	.000	2	1	3	2.3	2	0	1	0	0	0	2	4.3	
vs. USC	12/03/16		7	1	1	1.000	0	0	.000	0	0	.000	0	1	1	2.1	2	0	0	0	0	0	2	4.0	
Weber State	12/07/16		6	1	2	.500	0	0	.000	0	0	.000	1	0	1	2.0	0	0	2	1	0	0	2	3.8	
Colorado	12/10/16		3	0	0	.000	0	0	.000	0	0	.000	0	1	1	1.9	1	0	0	1	0	0	0	3.4	
vs. Illinois	12/17/16		7	0	1	.000	0	0	.000	1	2	.500	0	0	0	1.7	1	0	0	1	0	0	1	3.2	
Idaho State	12/20/16		6	1	4	.250	0	0	.000	2	2	1.000	0	0	0	1.6	1	0	0	0	0	0	4	3.3	
CSU Bakersfield	12/22/16		13	1	2	.500	0	0	.000	0	0	.000	0	2	2	1.6	2	0	0	0	1	0	2	3.2	
Santa Clara	12/29/16		10	4	4	1.000	0	0	.000	0	1	.000	1	1	2	1.6	2	0	0	1	1	0	8	3.5	
at Loyola Marymount	12/31/16		3	0	2	.000	0	0	.000	0	0	.000	0	0	0	1.5	0	0	0	0	0	0	0	3.3	
at Saint Mary's	01/05/17	DNP																							
Pacific	01/07/17	DNP																							
San Francisco	01/12/17		2	0	0	.000	0	0	.000	0	0	.000	0	0	0	1.4	0	0	0	0	0	0	0	3.1	
at San Diego	01/14/17		6	0	0	.000	0	0	.000	3	4	.750	2	0	2	1.5	1	0	0	0	0	0	3	3.1	
Pepperdine	01/19/17		11	3	5	.600	0	0	.000	0	1	.000	2	2	4	1.6	2	0	0	3	0	0	6	3.2	
at Pacific	01/21/17		2	0	0	.000	0	0	.000	0	0	.000	0	0	0	1.5	2	0	0	1	0	0	0	3.1	
at Santa Clara	01/26/17		4	0	1	.000	0	0	.000	0	0	.000	0	0	0	1.5	0	0	0	1	0	0	0	2.9	
Loyola Marymount	01/28/17	DNP																							
Gonzaga	02/02/17	DNP																							
Portland	02/04/17		3	0	0	.000	0	0	.000	0	0	.000	0	0	0	1.4	0	0	0	0	0	0	0	2.8	
at Pepperdine	02/09/17		3	0	0	.000	0	0	.000	0	0	.000	0	0	0	1.3	0	0	0	0	0	0	0	2.6	
at San Francisco	02/11/17	DNP																							
San Diego	02/16/17		1	0	0	.000	0	0	.000	0	0	.000	0	0	0	1.3	0	0	0	0	0	0	0	2.5	
Saint Mary's	02/18/17																								
at Portland	02/23/17																								
at Gonzaga	02/25/17																								
Totals			0	147	22	39	.564	0	0	.000	14	20	.700	13	16	29	1.3	25	0	5	11	3	0	58	2.5

CAREER STATISTICS (ALL GAMES)

Year	GP	GS	Min	Avg	FG	FGA	Pct	3FG	FGA	Pct	FT	FTA	Pct	Off	Def	TR	Avg	PF	FO	A	TO	Blk	Stl	Pts	Avg
2015-16	22	0	186	8.5	28	52	.538	0	0	.000	11	22	.500	11	24	35	1.6	29	0	3	16	1	1	67	3.0
2016-17	23	0	147	6.4	22	39	.564	0	0	.000	14	20	.700	13	16	29	1.3	25	0	5	11	3	0	58	2.5
TOTAL	45	0	333	7.4	50	91	.549	0	0	.000	25	42	.595	24	40	64	1.4	54	0	8	27	4	1	125	2.8

CAREER STATISTICS (CONFERENCE GAMES)

Year	GP	GS	Min	Avg	FG	FGA	Pct	3FG	FGA	Pct	FT	FTA	Pct	Off	Def	TR	Avg	PF	FO	A	TO	Blk	Stl	Pts	Avg
2015-16	13	0	67	5.2	8	22	.364	0	0	.000	4	7	.571	6	13	19	1.5	9	0	1	9	1	1	20	1.5
2016-17	10	0	45	4.5	7	12	.583	0	0	.000	3	6	.500	5	3	8	0.8	7	0	0	6	1	0	17	1.7
TOTAL	23	0	112	4.9	15	34	.441	0	0	.000	7	13	.538	11	16	27	1.2	16	0	1	15	2	1	37	1.6

#44 • CORBIN KAUFUSI
6-10 • 260 • JR • CENTER



PROVO, UTAH
TIMPVIEW HS

2016-17 SEASON — PPG: 0.6 RPG: 0.6 APG: 0.0 BPG: 0.2 SPG: 0.1 FG%: .333 3FG%: .000 FT%: .286

2016-17 • Junior

- Scored a season-best 5 points to go with 2 boards vs. Pepperdine
- Played on the defensive line on the BYU football team
- Made his basketball debut against Santa Clara

2015-16 • Sophomore

- Named the Best Conditioned Post Player at the team banquet
- Played in 36 games and started 23
- Posted season highs of 17 points (Long Beach State), 10 rebounds (twice), 2 assists (San Diego), 2 steals (twice) and 4 blocks (twice)
- Had the 4th highest field goal percentage in a single season at BYU
- Scored in double figures 7 times, had double digit rebounds twice and had 2 double-doubles
- Had 3-plus blocks 4 times
- Led the team in scoring once and rebounds twice
- Had a double-double at Long Beach State with 17 points, 10 rebounds and 3 blocks
- Had a streak of 3-straight games with double figure scoring

In 2014-15 • Freshman

- Played in 34 games and started the final 13 of the season
- Posted season highs of 9 points (Portland), 9 rebounds (Gonzaga), 1 assist (3 times), 2 steals (3 times) and 4 blocks (Saint Mary's)
- Had the 3rd-most blocks by a BYU freshman with 34 and the fifth-best blocks per game average by a BYU freshman at 1.0
- Totaled 8 points, 6 rebounds and 2 blocks vs. Chaminade
- Posted 7 points, 6 rebounds, 3 blocks and 2 steals at Gonzaga

- Had 7 points, 7 boards, 1 assist, 2 blocks and 2 steals vs. Santa Clara in the WCC tournament
- Scored a career-best 9 points and added 6 rebounds vs. Portland in the WCC tournament
- Had 3-plus blocks 3 times and led the team in rebounds once

Before BYU

- Coached by Perry Wildeboer at Timpview High School
- As a junior averaged 11.6 points while helping Timpview to a record of 19-6
- As a sophomore helped Timpview win the 4A state title and finish with a record of 19-7
- Played in the 2011 All-Valley Basketball All-Star Classic
- Played football and helped Timpview win state titles in 2008 and 2009
- Second-team all-state in football in 2011
- A member of the National Honor Society and a four-year academic honoree

Personal

- Also plays on the defensive line for the BYU football team
- Parents are Steve (an assistant coach on the BYU football team) and Michelle and has four siblings
- Brother Bronson played football (2012-15) at BYU and played basketball for the Cougars in 2012-13
- Bronson currently plays for the Baltimore Ravens in the NFL
- Served a two-year mission for The Church of Jesus Christ of Latter-day Saints in South Korea
- An Eagle Scout

2016-17 SEASON HIGHS

PTS	5 vs. Pepperdine – 01/19/17
1st H	3 vs. Pepperdine – 01/19/17
2nd H	2 vs. Pepperdine – 01/19/17
REB	2 (2x) last vs. Pepperdine – 01/19/17
AST	–
STL	1 vs. Pepperdine – 1/19/17
BLK	2 at Pacific – 1/21/17
FGM	2 vs. Pepperdine – 1/19/17
FGA	3 vs. Pepperdine – 1/19/17
3PM	–
3PA	–
FTM	1 (2x) last at Pacific – 01/21/17
FTA	4 vs. Pepperdine – 1/19/17

CAREER

PTS	17 at LBSU – 11/16/15
1st H	9 (2x) last vs. MVSU – 11/25/15
2nd H	9 at Santa Clara – 02/13/16
REB	10 (2x) last at San Francisco – 02/11/16
AST	2 vs. San Diego – 02/20/16
STL	2 (5x) last vs. Gonzaga – 03/07/16
BLK	4 (3x) last vs. MVSU – 11/25/15
FGM	7 (2x) last vs. Adams State – 11/20/15
FGA	10 at LBSU – 11/16/15
3PM	–
3PA	–
FTM	8 vs. Pepperdine – 01/30/16
FTA	10 (2x) last at San Francisco – 02/11/16

MISCELLANEOUS

	16-17	Career
Double-Figure Points	–	7 (6-1)
20-plus Points	–	–
Double-Figure Reb	–	2 (1-1)
Double-Doubles	–	2 (1-1)
3-plus Steals	–	–
3-plus Blocks	–	7 (6-1)
3-plus 3-point FG	–	–
Scoring Leader	–	1 (0-1)
Rebound Leader	–	3 (1-2)
Assist Leader	–	–

2016-17 GAME-BY-GAME

Opponent	Date	GS	Min	FG	FGA	Pct	3FG	FGA	Pct	FT	FTA	Pct	Off	Def	TR	Avg	PF	FO	A	TO	Blk	Stl	Pts	Avg					
Princeton	11/14/16																												
Coppin State	11/17/16																												
Coastal Carolina	11/19/16																												
vs. Saint Louis	11/21/16																												
vs. Valparaiso	11/23/16																												
Utah Valley	11/26/16																												
vs. Utah State	11/30/16																												
vs. USC	12/03/16																												
Weber State	12/07/16																												
Colorado	12/10/16																												
vs. Illinois	12/17/16																												
Idaho State	12/20/16																												
CSU Bakersfield	12/22/16																												
Santa Clara	12/29/16			4	0	1	.000	0	0	0	0	.000	0	0	0	0.0	2	0	0	0	0	0	0	0.0					
at Loyola Marymount	12/31/16			1	0	0	.000	0	0	0	0	.000	0	0	0	0.0	0	0	0	0	0	0	0	0.0					
at Saint Mary's	01/05/17			5	0	0	.000	0	0	0	0	.000	0	0	0	0.0	0	0	0	0	0	0	0	0.0					
Pacific	01/07/17			7	0	1	.000	0	0	0	0	.000	0	1	.000	0	2	2	0.5	2	0	0	3	0	0.0				
San Francisco	01/12/17																												
at San Diego	01/14/17																												
Pepperdine	01/19/17			6	2	3	.667	0	0	0	0	.000	1	4	.250	1	1	2	0.8	1	0	0	0	0	1	5	1.0		
at Pacific	01/21/17			7	0	1	.000	0	0	0	0	.000	1	2	.500	0	1	1	0.8	0	0	0	1	2	0	1	1.0		
at Santa Clara	01/26/17			1	0	0	.000	0	0	0	0	.000	0	0	0	0.0	0	1	1	0.9	1	0	0	2	0	0	0	0.9	
Loyola Marymount	01/28/17																												
Gonzaga	02/02/17			7	0	0	.000	0	0	0	0	.000	0	0	0	0.0	0	0	0	0.8	3	0	0	0	0	0	0	0.8	
Portland	02/04/17			2	0	0	.000	0	0	0	0	.000	0	0	0	0.0	0	0	0	0.7	1	0	0	0	0	0	0	0.7	
at Pepperdine	02/09/17																												
at San Francisco	02/11/17																												
San Diego	02/16/17			1	0	0	.000	0	0	0	0	.000	0	0	0	0.0	0	0	0	0.6	0	0	0	0	0	0	0	0.6	
Saint Mary's	02/18/17																												
at Portland	02/23/17																												
at Gonzaga	02/25/17																												
Totals				0	41	2	.333	0	0	.000	2	7	.286	1	5	6	0.6	10	0	0	6	2	1	6	0.6				

CAREER STATISTICS (ALL GAMES)

Year	GP	GS	Min	Avg	FG	FGA	Pct	3FG	FGA	Pct	FT	FTA	Pct	Off	Def	TR	Avg	PF	FO	A	TO	Blk	Stl	Pts	Avg
2014-15	34	13	560	16.5	36	64	.563	0	0	.000	43	70	.614	57	76	133	3.9	117	5	3	34	34	11	115	3.4
2015-16	36	23	579	16.1	79	129	.612	0	0	.000	47	79	.595	62	99	161	4.5	98	3	10	37	42	13	205	5.7
2016-17	10	0	41	4.1	2	6	.333	0	0	.000	2	7	.286	1	5	6	0.6	10	0	0	6	2	1	6	0.6
TOTAL	80	36	1180	14.8	117	199	.588	0	0	.000	92	156	.590	120	180	300	3.8	225	8	13	77	78	25	326	4.1

CAREER STATISTICS (CONFERENCE GAMES)

Year	GP	GS	Min	Avg	FG	FGA	Pct	3FG	FGA	Pct	FT	FTA	Pct	Off	Def	TR	Avg	PF	FO	A	TO	Blk	Stl	Pts	Avg
2014-15	18	9	319	17.7	18	32	.563	0	0	.000	16	28	.571	29	41	70	3.9	69	4	1	12	24	4	52	2.9
2015-16	18	6	262	14.6	29	47	.617	0	0	.000	30	47	.638	30	54	84	4.7	45	0	4	14	17	3	88	4.9
2016-17	10	0	41	4.1	2	6	.333	0	0	.000	2	7	.286	1	5	6	0.6	10	0	0	6	2	1	6	0.6
TOTAL	46	15	622	13.5	49	85	.576	0	0	.000	48	82	.585	60	100	160	3.5	124	4	5	32	43	8	146	3.2

5 players scored in double figures

02/16/17 vs. San Diego, Emery 26, Bryant 15, Mika 15, Childs 12, Haws 12

6 players scored in double figures

02/25/16 vs. Portland, Fischer 21, Emery 18, Collinsworth 14, Chatman 13, Davis 11, Seljaas 10

No players scored in double figures

02/21/05 at Air Force, 39-70 L

One player recorded a double-double

02/16/17 vs. San Diego
Eric Mika, 15 points, 10 rebounds

Two players recorded a double-double

02/04/17 vs. Portland
Eric Mika, 23 points, 12 rebounds
Yoeli Childs, 15 points, 10 rebounds

One player recorded a triple-double

03/16/16 vs. UAB
Kyle Collinsworth, 19 points, 10 rebounds, 12 assists

Two double-digit rebounders

02/04/17 vs. Portland
Eric Mika 12, Yoeli Childs 10

Six players had 5 or more rebounds

11/30/16 vs. Utah State, Childs 12, Rose 9, Mika 7, Emery 6, Guinn 6, Shaw 5

Five players had 6 or more rebounds

12/29/16 vs. Santa Clara, Mika 9, Rose 9, Childs 7, Haws 6, Shaw 6

Four players had 9 or more rebounds

12/30/06 vs. Seton Hall, Cummond 12, Plaisted 9, Young 9, Ainge 9

Two players fouled out

02/16/17 vs. San Diego
Nick Emery, TJ Haws

Three or more players fouled out

01/03/09 vs. Wake Forest
Chris Miles, Gavin MacGregor, Charles Abouo

A BYU player received a technical foul

02/16/17 vs. San Diego, Nick Emery

An opponent player received a technical foul

02/16/17 vs. San Diego, Juwan Gray

BYU coach received a technical foul

03/10/15 vs. Gonzaga, Dave Rose

An opponent coach received a technical foul

02/16/17 vs. San Diego, Lamont Smith

A BYU player ejected from a game

12/02/15 at Utah, Nick Emery (flagrant 2 foul)

An opponent player ejected from a game

02/01/14 vs. Saint Mary's, Garrett Jackson (flagrant 2 foul)

A coach ejected from the game

11/30/05 vs. Lamar (at Delta Center)
Lamar coach Billy Tubbs (2 technical fouls)

AT LEAST two players scored 20+ points

11/26/16 vs. Utah Valley, Emery 37, Mika 22

Three players scored 20+ points

01/09/16 vs. San Francisco, Fischer 25, Emery 21, Seljaas 20

Four players scored 20+ points

01/13/79 vs. New Mexico, D. Ainge-27, Scott Runia-25, Devin Durrant-20, Alan Taylor-20

Two players scored 25+ points

11/28/15 vs. Belmont, Emery 27, Collinsworth 26

A player scored 30+ points

01/12/17 vs. San Francisco, Eric Mika 31

A player scored 40+ points

12/23/15 vs. New Mexico, Chase Fischer 41

A player attempted 20 or more field goals

11/26/16 vs. Utah Valley, Nick Emery 28

A player had 5 or more steals

01/05/17 at Saint Mary's, Nick Emery 5

A player had double-digit assists

03/18/16 vs. Virginia Tech, Kyle Collinsworth 10

A player made double-digit free throws

02/04/17 vs. Portland, Eric Mika (13-19)

A player shot 100% at the free throw line (min. 8 atts)

02/06/16 vs. Pacific, Chase Fischer (14-14)

A player shot 100% from the floor (min. 5 atts)

11/26/16 vs. Utah Valley, Eric Mika (8-8)

A player shot 100% on threes (min. 3 atts)

11/23/16 vs. Valparaiso, Davin Guinn (3-3)

Did not make a three

03/08/14 vs. Loyola Marymount (0-12) W

Last time opponent did not make a three

02/20/16 vs. San Diego (0-20) W

BYU had six or fewer turnovers

01/05/17 at Saint Mary's, 3 L

BYU committed 25-plus turnovers

12/15/07 vs. Pepperdine, 29 W

BYU committed 11 or less team fouls in a game

11/19/16 vs. Coastal Carolina, 11 W

BYU scored 90 points

11/26/16 vs. Utah Valley, 101 L

BYU scored 100 points

11/26/16 vs. Utah Valley, 101 L

BYU scored 110 points

02/11/16 at San Francisco, 114 W

BYU scored less than 50 points in a game

1/15/08 at UNLV 41-70 L

Held opponent to less than 50 points in a game

02/20/16 vs. San Diego 91-33 W

BYU scored less than 40 points in a game

2/21/05 at Air Force 39-70 L

Held opponent to less than 40 points in a game

02/20/16 vs. San Diego 91-33 W

Shot 60% from the field

01/03/15 at San Francisco (.600) 33-55

Opponent shot 60% from the field

12/22/05 at Utah State (.600) 36-60

Shot 70% from the field in a half

02/20/16 vs. San Diego (.714) 20-28

Did not miss a 2-point FG attempt in a half

02/23/04 vs. Air Force, 13-13 inside the arc, (14-17, .824 overall)

Shot less than 30% from the field

02/21/05 at Air Force, (.280), 14-50

Shot 100% from the free throw line

11/26/11 vs. Wisconsin (11-11)

Shot 90% from the free throw line (at least 10 attempts)

12/25/15 vs. Northern Iowa, (.905), 19-21

Shot less than 50% from the free throw line

11/16/15 at Long Beach State, (.381), 8-21

Shot 60% on 3-pointers

02/11/16 at San Francisco (.630), 17-27

Shot 70% on 3-pointers

12/11/13 vs. Prairie View A&M (.714), 10-14

Opponent scored less than 20 points in the 1st half

02/20/16 vs. San Diego, 11 (39-11, 91-33 W)

Opponent scored less than 20 points in the 2nd half

01/10/13 vs. Pepperdine, 16 (46-16, 76-51 W)

BYU scored less than 20 points in the 1st half

02/21/05 at Air Force, 13 (BYU trailed 13-37)

BYU scored less than 20 points in the 2nd half

01/15/00 vs. Utah, 19

Opponent scored 50 or more points in a half

02/09/17 at Pepperdine (52, first half)

BYU scored 50 or more points in the first half

01/19/17 vs. Pepperdine, 51

BYU scored 50 or more points in the second half

12/3/16 vs. USC, 52

BYU scored 60 or more points in the first half

11/25/14 vs. Chaminade, 66

BYU scored 60 or more points in the second half

12/2/14 at Utah State, 60

Won by 60 or more points (largest margin ever)

12/22/06 vs. W. Oregon (62) 102-40

Won by 50 or more points

02/20/16 vs. San Diego (58) 91-33

Won by 40 or more points

02/20/16 vs. San Diego (58) 91-33

Won by 30 or more points

11/21/16 vs. Saint Louis (30) 92-62

Won by 25 or more points

01/19/17 vs. Pepperdine (29) 99-70

Lost by 35-plus points

11/22/04 vs. North Carolina (36) 86-50

Lost by 30-plus points

2/21/05 at Air Force (31) 39-70

Lost by 25-plus points

01/15/08 at UNLV (29) 70-41

Played an overtime game

12/22/15 vs. Harvard, 82-85 L (OT)

Won in single overtime

12/23/14 vs. UMass, 77-71 W (OT)

Lost in overtime

12/22/15 vs. Harvard, 82-85 L (OT)

Played a double OT game

11/24/14 vs. San Diego State, 87-92 L (2OT)

Played a triple OT game

01/23/14 at Portland, 114-110 L (3OT)

Won 15-straight games

2009-10 (15)

Won 10-straight games

2010-11 (10)

Lost 3-straight games

2013-14 @ Oregon, @ LMU, @ Pepperdine

Lost 4-straight games

2013-14 @ Utah, @ Oregon, @ LMU, @ Pepperdine

Lost 5-straight games

2004-05 @ UNM, @ AFA, @ Utah, UNLV, vs. UNM (at MWC)

Lost 9-straight games

1997-98

Lost 10-straight games

1996-97 (21) - school record

Played an NCAA tournament game

03/20/14 vs. Oregon-NCAA 2nd Round, 68-87

Won an NCAA tournament game

03/13/12 vs. Iona-NCAA 1st Round, 78-72

Won two NCAA tournament games

1980-81 Princeton 60-51, UCLA 78-55, Notre Dame 51-50, then lost to Virginia 60-74
2010-11 Wofford 74-66, Gonzaga 89-67

Won three NCAA Tournament games

1980-81 Princeton 60-51, UCLA 78-55, Notre Dame 51-50, then lost to Virginia 60-74

Played in the NIT

03/29/16 vs. Valparaiso, 70-72 L

Won an NIT game

03/22/16 vs. Creighton, 88-82 W

Won two NIT games

2015-16 UAB 97-79, Virginia Tech 80-77, Creighton 88-82

Won three NIT games

2015-16 Advanced to NIT semifinals
2012-13 Advanced to NIT semifinals
1965-66 NIT CHAMPIONS
1950-51 NIT CHAMPIONS

Won a conference tournament

2000-01

Won a regular season conference title

2010-11

Won a conference regular season outright

2007-08

Defeated a ranked team

02/04/16 vs. Saint Mary's (rv/25), 70-59

Defeated a ranked team at home

02/04/16 vs. Saint Mary's (rv/25), 70-59

Defeated a ranked team on the road

01/15/16 at Gonzaga (25/21), 69-68

Was ranked in the top 25 AP Poll

03/14/11 Ranked 10th

Was ranked in the top 25 Coaches Poll

03/29/11 Ranked 13th

Finished season ranked in the top 25 polls

2010-11 10th (AP), 13th (Coaches)

Official Basketball Box Score -- Game Totals -- Final Statistics
Princeton vs BYU
11/14/16 8:01 p.m. at Provo, Utah, Marriott Center

Princeton 73 • 0-1

#	Player	Total		3-Ptr		Rebounds			PF	TP	A	TO	Blk	Stl	Min
		FG	FGA	FG	FGA	FT	FTA	Off							
05	Bell, Amir	* 2-9	0-3	0-1	0 0 0	5	4	2	2	0	1	23			
10	Weisz, Spencer	* 2-10	1-7	0-0	1 7 8	2	5	4	2	0	0	34			
21	Caruso, Henry	* 5-9	1-3	0-0	1 5 6	4	11	1	1	0	0	26			
25	Cook, Steven	* 4-9	0-3	4-5	0 4 4	3	12	3	1	0	2	35			
30	Brase, Hans	* 4-11	3-8	0-0	1 3 4	5	13	2	1	0	0	19			
00	Young, Aaron	0-0	0-0	0-0	0 0 0	0	0	0	0	0	0	0+			
00	Morales, Jose	0-1	0-0	0-0	0 0 0	0	0	0	0	1	0	1			
02	Cannady, Devin	6-14	4-10	2-2	1 5 6	4	18	1	1	0	1	30			
12	Stephens, Myles	2-4	1-1	2-2	0 1 1	1	7	0	1	0	1	11			
13	Gladson, Will	0-0	0-0	0-0	0 0 0	2	0	0	1	0	0	2			
14	Rayner, Khyan	0-0	0-0	0-0	0 0 0	0	0	0	0	0	0	0+			
31	Miller, Pete	2-4	0-0	1-2	2 3 5	2	5	1	0	0	0	14			
35	Brennan, Alec	0-1	0-0	0-0	1 0 1	1	0	0	0	0	0	5			
Team					2 0 2										
Totals		27-72	10-35	9-12	9 28 37	29	73	14	11	0	8	200			

FG % 1st Half: 13-36 36.1% 2nd half: 14-36 38.9% Game: 27-72 37.5%
 3FG % 1st Half: 6-21 28.6% 2nd half: 4-14 28.6% Game: 10-35 28.6%
 FT % 1st Half: 3-4 75.0% 2nd half: 6-8 75.0% Game: 9-12 75.0%

BYU 82 • 1-0

#	Player	Total		3-Ptr		Rebounds			PF	TP	A	TO	Blk	Stl	Min
		FG	FGA	FG	FGA	FT	FTA	Off							
04	EMERY, Nick	* 6-14	1-7	2-2	1 7 8	2	15	4	3	0	3	37			
05	ROSE, L.J.	* 1-6	0-1	2-4	0 3 3	2	4	3	2	0	0	31			
12	MIKA, Eric	* 7-14	0-0	12-13	9 9 18	2	26	3	2	2	1	34			
21	DAVIS, Kyle	* 2-4	0-0	3-6	1 4 5	4	7	0	3	2	0	23			
30	HAWS, TJ	* 5-11	3-6	7-8	1 1 2	4	20	1	1	0	3	35			
03	BRYANT, Elijah	1-6	0-2	3-4	2 4 6	2	5	1	1	0	1	15			
10	BE0, Steven	0-0	0-0	0-0	0 0 0	1	0	0	0	0	0	2			
23	CHILDS, Yoeli	2-5	0-0	1-4	0 6 6	2	5	0	1	1	0	23			
24	GUINN, Davin	0-0	0-0	0-0	0 0 0	0	0	0	0	0	0	0+			
40	AYTES, Jamal	0-0	0-0	0-0	0 1 1	0	0	0	0	0	0	0+			
Team					0 3 3										
Totals		24-60	4-16	30-41	14 38 52	19	82	12	13	5	8	200			

FG % 1st Half: 13-28 46.4% 2nd half: 11-32 34.4% Game: 24-60 40.0%
 3FG % 1st Half: 2-11 18.2% 2nd half: 2-5 40.0% Game: 4-16 25.0%
 FT % 1st Half: 16-18 88.9% 2nd half: 14-23 60.9% Game: 30-41 73.2%

Officials: Michael Irving, Gregory Nixon, Jimmy Casas
 Technical fouls: Princeton-None. BYU-None.
 Attendance: 15926

Score by periods	1st	2nd	Total
Princeton	35	38	73
BYU	44	38	82

Official Basketball Box Score -- Game Totals -- Final Statistics
Coppin State vs BYU
11/17/16 7:05 p.m. at Provo, Utah, Marriott Center

Coppin State 59 • 0-4, 0-0

#	Player	Total		3-Ptr		Rebounds			PF	TP	A	TO	Blk	Stl	Min
		FG	FGA	FG	FGA	FT	FTA	Off							
03	TREADWELL, Josh	* 3-15	1-9	2-2	2 3 5	4	9	0	2	0	0	22			
15	SIMPSON, Blake	* 1-3	0-0	0-1	1 3 4	3	2	0	0	0	0	16			
22	SHIVERS, Keith	* 3-7	1-1	2-3	0 1 1	3	9	0	1	1	2	22			
23	GRIPPER, Joseph	* 0-2	0-0	0-0	0 0 0	2	0	0	2	0	2	12			
25	HARRIS, Terry	* 3-15	1-5	3-4	6 3 9	2	10	1	3	0	3	24			
00	HINSON, Rasool	2-3	0-0	1-1	0 1 1	1	5	0	0	0	0	8			
02	DAVENPORT, Juwan	2-6	0-1	0-2	3 2 5	0	4	0	1	0	2	13			
04	THOMAS, Tre'	1-10	1-7	0-0	0 1 1	1	3	1	1	0	0	17			
11	HICKS, Izais	2-5	0-0	1-6	2 1 3	2	5	0	0	1	1	20			
13	CLAYTON, Dejuan	4-9	1-2	2-3	0 2 2	2	11	4	1	0	1	29			
21	BROWNLEE, Lucian	0-5	0-3	0-0	0 1 1	1	0	0	0	0	0	14			
35	MURINDA, Mufaro	0-1	0-1	1-2	0 1 1	0	1	0	0	0	0	3			
Team					5 1 6										
Totals		21-81	5-29	12-24	19 20 39	21	59	6	11	2	11	200			

FG % 1st Half: 13-43 30.2% 2nd half: 8-38 21.1% Game: 21-81 25.9%
 3FG % 1st Half: 3-14 21.4% 2nd half: 2-15 13.3% Game: 5-29 17.2%
 FT % 1st Half: 3-8 37.5% 2nd half: 9-16 56.3% Game: 12-24 50.0%

BYU 96 • 2-0, 0-0

#	Player	Total		3-Ptr		Rebounds			PF	TP	A	TO	Blk	Stl	Min
		FG	FGA	FG	FGA	FT	FTA	Off							
04	EMERY, Nick	* 4-8	2-6	3-3	0 2 2	0	13	3	3	0	1	22			
05	ROSE, L.J.	* 1-2	1-2	2-2	1 2 3	0	5	1	0	1	0	22			
12	MIKA, Eric	* 6-8	0-0	6-7	2 3 5	1	18	1	2	3	0	15			
21	DAVIS, Kyle	* 2-6	0-0	0-0	1 5 6	2	4	1	2	0	1	15			
30	HAWS, TJ	* 4-8	3-7	0-0	0 5 5	2	11	1	2	0	1	22			
02	FRAMPTON, Zach	0-1	0-0	0-0	0 4 4	2	0	0	0	0	0	8			
03	BRYANT, Elijah	3-7	0-3	5-5	0 7 7	1	11	3	3	0	2	21			
10	BE0, Steven	0-1	0-1	0-1	0 1 1	1	0	1	0	0	0	10			
13	LEIFSON, Colby	1-5	1-5	0-0	1 2 3	2	3	1	0	0	0	9			
15	DASTRUP, Payton	4-6	1-1	0-0	0 2 2	3	9	0	1	0	0	7			
23	CHILDS, Yoeli	4-5	0-0	0-1	3 12 15	2	8	3	5	1	1	20			
24	GUINN, Davin	1-4	1-2	2-2	0 0 0	1	5	1	1	0	1	10			
31	SHAW, Braiden	1-1	0-0	0-0	1 1 2	2	2	0	1	0	0	8			
40	AYTES, Jamal	3-3	0-0	1-2	2 0 2	4	7	0	1	1	0	11			
Team					1 5 6										
Totals		34-65	9-27	19-23	12 51 63	23	96	20	22	5	8	200			

FG % 1st Half: 16-33 48.5% 2nd half: 18-32 56.3% Game: 34-65 52.3%
 3FG % 1st Half: 4-15 26.7% 2nd half: 5-12 41.7% Game: 9-27 33.3%
 FT % 1st Half: 12-14 85.7% 2nd half: 7-9 77.8% Game: 19-23 82.6%

Officials: Frank Harvey III, Kelly Pfeifer, Jim Schipper
 Technical fouls: Coppin State-None. BYU-None.
 Attendance: 12444

Score by periods	1st	2nd	Total
Coppin State	32	27	59
BYU	48	48	96

	In	Off	2nd	Fast	Bench
Points	46	16	15	17	45
Paint	24	15	7	4	29
CSUM	4	7	4	29	
BYU	46	16	15	17	45

Official Basketball Box Score -- Game Totals -- Final Statistics
BYU vs Saint Louis
11-21-16 6:30 PM at MGM Grand Garden Arena (Las Vegas, NV)

BYU 92 • 4-0

#	Player	Total		3-Ptr		Rebounds			PF	TP	A	TO	Blk	Stl	Min
		FG	FGA	FG	FGA	FT	FTA	Off							
04	EMERY, Nick	* 3-9	1-3	2-2	0 2 2	5	9	3	3	0	0	34			
05	ROSE, L.J.	* 1-5	0-1	3-4	2 10 12	1	5	8	0	0	0	23			
12	MIKA, Eric	* 7-10	0-0	6-7	1 9 10	4	20	1	2	3	1	19			
21	DAVIS, Kyle	* 10-13	0-0	2-3	1 2 3	3	22	2	0	1	2	26			
30	HAWS, TJ	* 3-9	2-5	1-2	1 2 3	1	9	3	5	0	2	34			
02	FRAMPTON, Zach	0-1	0-0	0-0	0 1 1	0	0	0	0	0	0	3			
03	BRYANT, Elijah	0-2	0-2	0-0	0 0 0	0	0	0	0	0	0	6			
13	LEIFSON, Colby	0-1	0-1	0-0	0 0 0	1	0	0	0	0	0	6			
15	DASTRUP, Payton	0-0	0-0	0-0	0 4 4	0	0	0	0	0	0	2			
23	CHILDS, Yoeli	2-3	0-0	2-2	0 4 4	0	6	2	2	2	0	17			
24	GUINN, Davin	2-5	0-1	3-3	2 3 5	2	7	0	1	0	1	15			
31	SHAW, Braiden	1-3	0-0	0-0	0 0 0	0	2	0	0	0	0	2			
40	AYTES, Jamal	4-4	0-0	4-4	1 4 5	2	12	1	1	0	0	13			
Team					0 1 1										
Totals		33-65	3-13	23-27	8 42 50	19	92	21	14	6	6	200			

FG % 1st Half: 13-28 46.4% 2nd half: 20-37 54.1% Game: 33-65 50.8%
 3FG % 1st Half: 2-8 25.0% 2nd half: 1-5 20.0% Game: 3-13 23.1%
 FT % 1st Half: 12-15 80.0% 2nd half: 11-12 91.7% Game: 23-27 85.2%

Saint Louis 62 • 2-2

#	Player	Total		3-Ptr		Rebounds			PF	TP	A	TO	Blk	Stl	Min
		FG	FGA	FG	FGA	FT	FTA	Off							
05	ROBY, Davell	* 1-5	0-1	1-2	2 1 3	2	3	2	1	0	0	24			
11	BISHOP, Jermaine	* 11-23	4-9	1-2	0 3 3	3	27	2	5	0	2	35			
32	CRAWFORD, Mike	* 3-12	1-2	2-2	1 5 6	1	9	3	4	1	1	29			
33	WELMER, Elliott	* 1-9</													

Official Basketball Box Score -- Game Totals -- Final Statistics
Valparaiso vs BYU
11/23/16 9:00 PM at MGM Grand Garden Arena (Las Vegas, NV)

Valparaiso 92 • 5-1

#	Player	Total			3-Ptr			Rebounds			PF	TP	A	TO	Blk	Stl	Min
		FG-FGA	FG-FGA	FT-FTA	FG-FGA	FG-FGA	FT-FTA	Off	Def	Tot							
02	WALKER, Tevonn	* 4-9	3-6	2-2	1	4	5	4	13	1	3	0	1	3	1	21	
11	HAMMINK, Shane	* 8-13	0-2	7-9	0	2	2	2	23	3	3	0	1	3	1	37	
15	WILLIAMS, Lexus	* 3-7	2-5	4-5	1	2	3	2	12	3	0	0	0	0	31		
23	ADEKOYA, Jubril	* 5-9	2-4	0-0	0	8	8	4	12	1	2	0	0	0	32		
25	PETERS, Alec	* 7-19	1-4	11-12	3	9	12	4	26	1	4	0	0	3	39		
01	BRADFORD, Micah	0-0	0-0	0-0	0	0	0	0	0	0	0	0	0	0	2		
03	JOSEPH, Max	1-6	1-2	3-6	5	3	8	4	6	5	2	2	0	29			
14	SOROLLA, Jaume	0-0	0-0	0-0	0	0	0	3	0	0	1	0	0	6			
21	SMITS, Derrick	0-1	0-0	0-0	0	0	0	0	0	0	0	0	0	3			
Team					3	1	4										
Totals		28-64	9-23	27-34	13	29	42	23	92	14	15	2	5	20	200		

FG % 1st Half: 15-33 45.5% 2nd half: 13-31 41.9% Game: 28-64 43.8% Deaddball Rebounds 4
 3FG % 1st Half: 4-11 36.4% 2nd half: 5-12 41.7% Game: 9-23 39.1%
 FT % 1st Half: 10-12 83.3% 2nd half: 17-22 77.3% Game: 27-34 79.4%

BYU 89 • 4-1

#	Player	Total			3-Ptr			Rebounds			PF	TP	A	TO	Blk	Stl	Min
		FG-FGA	FG-FGA	FT-FTA	FG-FGA	FG-FGA	FT-FTA	Off	Def	Tot							
04	EMERY, Nick	* 5-16	4-8	4-5	1	3	4	4	18	3	2	1	3	3	33		
05	ROSE, L.J.	* 0-6	0-2	2-2	0	7	7	3	2	6	1	0	0	0	33		
12	MIKA, Eric	* 3-7	0-1	7-8	1	2	3	4	13	1	2	1	0	19			
21	DAVIS, Kyle	* 3-5	0-0	3-3	0	3	3	3	9	2	4	1	0	28			
30	HAWS, TJ	* 6-10	3-5	0-0	0	2	2	3	15	0	1	0	0	26			
03	BRYANT, Elijah	1-4	0-3	5-6	0	1	1	3	7	1	3	0	0	15			
15	DASTRUP, Payton	2-4	0-0	0-0	2	1	3	4	0	0	0	0	0	8			
23	CHILDS, Yoeli	1-2	0-0	1-2	0	2	2	3	3	1	0	2	0	11			
24	GUINN, Davin	4-4	3-3	0-0	1	1	2	1	11	1	0	0	0	13			
31	SHAW, Braiden	0-0	0-0	2-2	1	1	2	0	2	0	0	0	1	4			
40	AYTES, Jamal	1-2	0-0	3-4	1	0	1	0	5	0	0	0	0	10			
Team					0	3	3										
Totals		26-60	10-22	27-32	7	26	33	25	89	15	13	5	5	200			

FG % 1st Half: 15-35 42.9% 2nd half: 11-25 44.0% Game: 26-60 43.3% Deaddball Rebounds 3
 3FG % 1st Half: 5-13 38.5% 2nd half: 5-9 55.6% Game: 10-22 45.5%
 FT % 1st Half: 11-13 84.6% 2nd half: 16-19 84.2% Game: 27-32 84.4%

Officials: Gerry Pollard, Kipp Kissinger, Larry Spaulding
 Technical fouls: Valparaiso-None. BYU-HAWS, TJ.
 Attendance: Men Who Speak Up Main Event - Heavyweight Championship Game

Score by periods	1st	2nd	Total
Valparaiso	44	48	92
BYU	46	43	89

	In	Off	2nd	Fast	Bench
Points	Paint	T/O	Chance	Break	
VU	34	22	13	6	6
BYU	26	11	12	4	32

Last FG - VU 2nd-00:13, BYU 2nd-00:41.
 Largest lead - VU by 8 2nd-05:29, BYU by 12 1st-11:52.
 VU led for 13:40. BYU led for 23:50. Game was tied for 02:30.

Score tied - 7 times.
 Lead changed - 5 times.

Official Basketball Box Score -- Game Totals -- Final Statistics
Utah Valley vs BYU
11/26/16 4:05 p.m. at Provo, Utah, Marriott Center

Utah Valley 114 • 4-1

#	Player	Total			3-Ptr			Rebounds			PF	TP	A	TO	Blk	Stl	Min
		FG-FGA	FG-FGA	FT-FTA	FG-FGA	FG-FGA	FT-FTA	Off	Def	Tot							
11	Toolson,Conner	* 7-13	4-8	3-4	0	1	1	2	21	1	3	0	3	33			
21	Nelson,Zach	* 1-3	0-2	3-4	0	4	4	4	5	3	2	0	1	30			
22	Nelson,Isaac	* 10-12	2-2	4-5	4	5	9	3	26	1	3	2	1	24			
23	Randolph,Brandon	* 5-14	3-7	8-10	1	8	9	2	21	14	5	0	1	37			
25	Ogbe,Kenneth	* 2-5	2-4	0-0	0	1	1	4	6	1	2	0	0	14			
05	Schenck,Hayden	1-1	0-0	0-0	1	0	1	2	2	0	1	0	0	5			
10	Poydras,Jordan	6-12	4-7	4-7	1	4	5	0	20	3	2	0	2	29			
12	Tahvanainen,Joonas	0-0	0-0	0-0	0	0	0	1	0	0	0	0	0	1			
13	Young,Ivory	0-0	0-0	0-0	0	0	0	0	0	0	0	0	0	4			
24	Stutzman,Jared	3-7	3-7	2-2	1	6	7	2	11	0	4	3	0	19			
42	Batson,Andrew	1-1	0-0	0-0	0	1	1	2	2	0	0	0	0	4			
Team					1	4	5										
Totals		36-68	18-37	24-32	9	34	43	22	114	23	22	5	8	200			

FG % 1st Half: 18-34 52.9% 2nd half: 18-34 52.9% Game: 36-68 52.9% Deaddball Rebounds 4
 3FG % 1st Half: 12-22 54.5% 2nd half: 6-15 40.0% Game: 18-37 48.6%
 FT % 1st Half: 6-6 100.0% 2nd half: 18-26 69.2% Game: 24-32 75.0%

BYU 101 • 4-2

#	Player	Total			3-Ptr			Rebounds			PF	TP	A	TO	Blk	Stl	Min
		FG-FGA	FG-FGA	FT-FTA	FG-FGA	FG-FGA	FT-FTA	Off	Def	Tot							
04	EMERY, Nick	* 15-28	5-12	2-2	0	3	3	3	37	4	7	0	2	39			
05	ROSE, L.J.	* 1-6	0-2	5-6	0	7	7	5	7	6	0	0	2	31			
12	MIKA, Eric	* 8-8	0-0	6-9	3	2	5	5	22	2	3	0	1	26			
21	DAVIS, Kyle	* 4-9	0-0	3-4	2	4	6	4	11	1	4	1	0	24			
30	HAWS, TJ	* 1-10	0-4	4-5	0	2	2	3	6	7	0	0	1	29			
10	BE0, Steven	0-0	0-0	0-0	0	0	0	0	0	0	0	0	0	1			
13	LEIFSON, Colby	1-1	1-1	0-0	0	0	0	3	3	0	0	0	0	1			
15	DASTRUP, Payton	0-0	0-0	0-0	1	1	2	0	0	0	1	0	0	2			
23	CHILDS, Yoeli	4-7	0-0	0-2	1	5	6	2	8	0	0	1	0	19			
24	GUINN, Davin	1-5	0-2	1-2	1	1	2	1	3	0	0	0	1	20			
31	SHAW, Braiden	2-2	0-0	0-0	1	0	1	0	4	0	0	0	1	3			
40	AYTES, Jamal	0-2	0-0	0-0	0	1	1	2	0	1	0	0	0	5			
Team					2	1	3										
Totals		37-78	6-21	21-30	11	27	38	28	101	21	15	2	8	200			

FG % 1st Half: 19-36 52.8% 2nd half: 18-42 42.9% Game: 37-78 47.4% Deaddball Rebounds 5
 3FG % 1st Half: 4-12 33.3% 2nd half: 2-9 22.2% Game: 6-21 28.6%
 FT % 1st Half: 10-16 62.5% 2nd half: 11-14 78.6% Game: 21-30 70.0%

Officials: Chris Rastatter, Winston Smith, Tom O'Neill
 Technical fouls: Utah Valley-Randolph,Brandon. BYU-None.
 Attendance: 16003

Score by periods	1st	2nd	Total
Utah Valley	54	60	114
BYU	52	49	101

	In	Off	2nd	Fast	Bench
Points	Paint	T/O	Chance	Break	
UVU	36	19	10	12	35
BYU	58	22	16	11	18

Last FG - UVU 2nd-00:48, BYU 2nd-00:36.
 Largest lead - UVU by 16 2nd-04:14, BYU by 5 1st-17:13.
 UVU led for 34:08. BYU led for 04:47. Game was tied for 01:05.

Score tied - 1 time.
 Lead changed - 3 times.

Official Basketball Box Score -- Game Totals -- Final Statistics
BYU vs Utah State
11/30/16 7:05 pm at Salt Lake City, Vivint Smart Home Arena

BYU 77 • 5-2

#	Player	Total			3-Ptr			Rebounds			PF	TP	A	TO	Blk	Stl	Min
		FG-FGA	FG-FGA	FT-FTA	FG-FGA	FG-FGA	FT-FTA	Off	Def	Tot							
04	EMERY, Nick	* 3-15	2-6	2-2	0	6	6	1	10	3	3	0	1	37			
05	ROSE, L.J.	* 3-6	2-4	10-11	3	6	9	0	18	6	1	0	1	27			
12	MIKA, Eric	* 7-17	0-0	6-8	2	5	7	3	20	1	3	4	3	29			
23	CHILDS, Yoeli	* 4-7	0-0	1-2	4	8	12	3	9	1	1	0	1	26			
30	HAWS, TJ	* 2-8	0-4	2-2	2	2	4	0	6	1	0	0	1	30			
02	FRAMPTON, Zach	0-0	0-0	0-0	0	0	0	0	0	0	0	0	0	0+			
10	BE0, Steven	0-0	0-0	0-0	0	0	0	1	0	0	0	0	0	1			
13	LEIFSON, Colby	0-1	0-1	0-0	0	0	0	1	0	0	1	0	0	4			
24	GUINN, Davin	1-10	0-5	0-0	3	3	6	2	2	0	1	0	2	22			
31	SHAW, Braiden	4-4	0-0	2-2	4	1	5	1	10	1	1	0	0	14			
40	AYTES, Jamal	1-3	0-0	0-0	2	1	3	2	2	1	0	0	0	10			
Team					3	0	3										
Totals		25-71	4-20	23-27	23	32	55	14	77	14	12	4	9	200			

FG % 1st Half: 17-44 38.6% 2nd half: 8-27 29.6% Game: 25-71 35.2% Deaddball Rebounds 4
 3FG % 1st Half: 1-11 9.1% 2nd half: 3-9 33.3% Game: 4-20 20.0%
 FT % 1st Half: 2-2 100.0% 2nd half: 21-25 84.0% Game: 23-27 85.2%

Utah State 63 • 3-3

Official Basketball Box Score -- Game Totals -- Final Statistics
Weber State vs BYU
12/07/16 7:05 pm at Provo, Utah, Marriott Center

Weber State 66 • 2-6

#	Player	Total		3-Ptr		Rebounds			PF	TP	A	TO	Blk	Stl	Min
		FG-FGA	FT-FTA	FG-FGA	FT-FTA	Off	Def	Tot							
05	JOHN, Cody	* 2-7	0-2	2-5	0	4	4	1	6	3	5	1	2	27	
22	RICHARDSON, Ryan	* 5-11	3-9	0-0	0	2	2	1	13	2	1	1	3	35	
30	SEGLIN, Jeremy	* 5-11	2-7	0-5	0	3	3	2	12	4	2	0	0	36	
35	HILL, Kyndahl	* 2-5	0-0	0-1	3	2	5	5	4	0	1	0	1	16	
44	BRAXTON, Zach	* 7-12	0-0	4-10	5	8	13	5	18	0	0	0	0	27	
03	DALLAS, Jordan	1-1	0-0	1-1	2	3	5	4	3	0	1	0	0	20	
10	HARDING, Jerrick	2-5	0-3	4-4	0	1	1	3	8	1	3	0	0	16	
24	CANNON, McKay	0-0	0-0	0-0	0	0	0	0	0	0	0	1	0	8	
25	BAKER, Dusty	0-4	0-3	0-0	0	2	2	2	0	1	1	0	0	15	
Team					0	1	1		*						
Totals		24-56	5-24	11-26	10	26	36	23	66	11	14	3	6	200	

FG % 1st Half: 11-28 39.3% 2nd half: 13-28 46.4% Game: 24-56 42.9% Deadball Rebounds 6
 3FG % 1st Half: 2-13 15.4% 2nd half: 3-11 27.3% Game: 5-24 20.8%
 FT % 1st Half: 2-4 50.0% 2nd half: 9-22 40.9% Game: 11-26 42.3%

BYU 77 • 6-3

#	Player	Total		3-Ptr		Rebounds			PF	TP	A	TO	Blk	Stl	Min
		FG-FGA	FT-FTA	FG-FGA	FT-FTA	Off	Def	Tot							
04	EMERY, Nick	* 2-9	1-4	2-2	0	2	2	3	7	6	1	0	2	37	
05	ROSE, L.J.	* 2-6	0-2	0-0	2	6	8	2	4	2	1	0	1	25	
12	MIKA, Eric	* 8-16	0-0	10-15	5	5	10	3	26	4	3	1	0	29	
23	CHILDS, Yoeli	* 5-8	0-0	0-0	0	8	8	4	10	0	2	1	1	27	
30	HAWS, TJ	* 5-10	2-5	3-3	1	1	2	3	15	5	3	0	0	37	
02	FRAMPTON, Zach	0-0	0-0	0-0	0	0	0	0	0	0	0	0	0	4	
10	BE0, Steven	0-0	0-0	0-0	0	0	0	0	0	0	0	0	0	1	
13	LEIFSON, Colby	0-0	0-0	0-0	0	0	0	0	0	0	0	0	0	1	
15	DASTRUP, Payton	0-0	0-0	0-0	0	0	0	1	0	0	0	0	0	1	
21	DAVIS, Kyle	5-8	0-0	3-3	0	3	2	13	0	1	1	1	1	16	
24	GUINN, Davin	0-0	0-0	0-0	0	4	4	1	0	0	0	0	1	16	
40	AYTES, Jamal	1-2	0-0	0-0	1	0	1	0	2	2	1	0	0	6	
Team					1	2	3								
Totals		28-59	3-11	18-25	10	31	41	21	77	19	12	3	6	200	

FG % 1st Half: 15-31 48.4% 2nd half: 13-28 46.4% Game: 28-59 47.5% Deadball Rebounds 2
 3FG % 1st Half: 3-7 42.9% 2nd half: 0-4 0.0% Game: 3-11 27.3%
 FT % 1st Half: 4-7 57.1% 2nd half: 14-18 77.8% Game: 18-25 72.0%

Officials: Bob Staffen, Gregory Nixon, Randy Heimerman
 Technical fouls: Weber State-None. BYU-None.
 Attendance: 12859
 * - points scored by the other team (wrong basket)

Score by periods	1st	2nd	Total
Weber State	28	38	66
BYU	37	40	77

Points	In	Off	2nd	Fast	Bench
WSU	Paint	T/O	Chance	Break	
BYU	28	15	10	8	11
BYU	44	20	17	4	15

Last FG - WSU 2nd-02:11, BYU 2nd-00:47.
 Largest lead - WSU by 1 1st-13:50, BYU by 13 2nd-19:22.
 WSU led for 00:17. BYU led for 36:59. Game was tied for 02:44.

Score tied - 5 times.
 Lead changed - 2 times.

Official Basketball Box Score -- Game Totals -- Final Statistics
Colorado vs BYU
12/10/16 8:05 p.m. at Provo, Utah, Marriott Center

Colorado 71 • 7-3

#	Player	Total		3-Ptr		Rebounds			PF	TP	A	TO	Blk	Stl	Min
		FG-FGA	FT-FTA	FG-FGA	FT-FTA	Off	Def	Tot							
01	Gordon, Wesley	* 1-3	0-0	1-2	3	2	5	2	3	4	3	3	0	26	
11	Johnson, Xavier	* 5-13	2-6	5-5	1	4	5	4	17	0	1	0	1	34	
21	White, Derrick	* 7-12	3-6	4-4	0	2	2	4	21	1	2	1	0	29	
24	King, George	* 5-13	0-4	4-4	2	10	12	2	14	2	1	0	0	30	
44	Fortune, Josh	* 0-8	0-6	0-0	0	3	3	4	0	1	2	0	0	22	
00	Akyazili, Thomas	1-4	1-2	0-0	1	1	2	2	3	4	0	0	2	16	
05	Brown, Deleon	0-0	0-0	0-0	0	0	0	1	0	1	0	0	1	5	
14	Miller, Tory	2-2	0-0	2-4	0	0	0	3	6	0	0	0	0	9	
23	Peters, Bryce	1-4	0-3	0-1	0	2	2	3	2	1	2	0	1	21	
25	Siewert, Lucas	2-3	1-2	0-0	0	0	0	0	5	0	0	0	0	8	
Team					0	0	0								
Totals		24-62	7-29	16-20	7	24	31	25	71	14	11	4	5	200	

FG % 1st Half: 15-33 45.5% 2nd half: 9-29 31.0% Game: 24-62 38.7% Deadball Rebounds 2
 3FG % 1st Half: 4-16 25.0% 2nd half: 3-13 23.1% Game: 7-29 24.1%
 FT % 1st Half: 4-5 80.0% 2nd half: 12-15 80.0% Game: 16-20 80.0%

BYU 79 • 7-3

#	Player	Total		3-Ptr		Rebounds			PF	TP	A	TO	Blk	Stl	Min
		FG-FGA	FT-FTA	FG-FGA	FT-FTA	Off	Def	Tot							
04	EMERY, Nick	* 8-15	3-8	3-4	0	4	4	3	22	2	2	0	3	32	
05	ROSE, L.J.	* 2-8	1-4	0-0	1	0	1	3	5	3	1	0	1	24	
12	MIKA, Eric	* 3-11	0-0	11-13	3	4	7	3	17	6	5	3	0	30	
23	CHILDS, Yoeli	* 5-7	0-0	1-5	2	10	12	3	11	0	1	1	0	34	
30	HAWS, TJ	* 5-9	4-5	2-3	0	5	5	3	16	4	4	0	2	36	
02	FRAMPTON, Zach	0-0	0-0	0-0	0	0	0	0	0	0	0	0	0	0+	
10	BE0, Steven	1-3	1-1	0-2	1	3	4	2	3	2	0	0	2	21	
13	LEIFSON, Colby	0-0	0-0	0-0	0	0	0	0	0	0	1	0	0	3	
21	DAVIS, Kyle	2-4	0-0	0-0	1	2	3	2	4	0	1	0	0	11	
24	GUINN, Davin	0-1	0-1	1-2	1	0	1	0	1	0	0	0	0	5	
31	SHAW, Braiden	0-0	0-0	0-0	0	0	0	1	0	0	0	0	0	1	
40	AYTES, Jamal	0-0	0-0	0-0	0	1	1	1	0	0	1	0	0	3	
Team					4	4	8								
Totals		26-58	9-19	18-29	13	33	46	21	79	17	16	4	8	200	

FG % 1st Half: 16-33 48.5% 2nd half: 10-25 40.0% Game: 26-58 44.8% Deadball Rebounds 6
 3FG % 1st Half: 5-10 50.0% 2nd half: 4-9 44.4% Game: 9-19 47.4%
 FT % 1st Half: 3-4 75.0% 2nd half: 15-25 60.0% Game: 18-29 62.1%

Officials: Dick Cartmell, Mike Scyphers, Kevin Brill
 Technical fouls: Colorado-None. BYU-None.
 Attendance: 13664

Score by periods	1st	2nd	Total
Colorado	38	33	71
BYU	40	39	79

Points	In	Off	2nd	Fast	Bench
COLO	Paint	T/O	Chance	Break	
BYU	24	19	9	4	16
BYU	28	10	14	0	8

Last FG - COLO 2nd-00:44, BYU 2nd-04:16.
 Largest lead - COLO by 3 2nd-09:43, BYU by 10 2nd-15:49.
 COLO led for 02:29. BYU led for 35:29. Game was tied for 02:02.

Score tied - 4 times.
 Lead changed - 6 times.

Official Basketball Box Score -- Game Totals -- Final Statistics
BYU vs Illinois
12/17/16 8:30 pm at United Center- Chicago, IL

BYU 73 • 7-4

#	Player	Total		3-Ptr		Rebounds			PF	TP	A	TO	Blk	Stl	Min
		FG-FGA	FT-FTA	FG-FGA	FT-FTA	Off	Def	Tot							
12	MIKA, Eric	f 9-12	0-0	7-8	3	5	8	4	25	1	3	0	0	31	
23	CHILDS, Yoeli	f 3-5	0-0	2-2	3	6	9	4	8	1	1	3	2	31	
04	EMERY, Nick	g 5-15	3-8	3-5	0	4	4	2	16	4	2	1	4	36	
05	ROSE, L.J.	g 3-7	1-4	0-0	0	1	1	1	7	9	1	0	1	27	
30	HAWS, TJ	g 4-12	1-7	1-1	0	6	6	1	10	5	3	0	3	33	
10	BE0, Steven	0-3	0-1	0-0	1	1	2	0	0	1	0	0	0	8	
13	LEIFSON, Colby	2-2	2-2	0-0	1	1	2	0	6	1	1	0	0	11	
21	DAVIS, Kyle	0-2	0-0	0-0	0	0	0	0	0	0	0	0	0	3	
24	GUINN, Davin	0-1	0-0	0-0	0	0	0	1	0	0	0	0	0	5	
31	SHAW, Braiden	0-1	0-0	0-0	1	1	2	2	0	0	0	0	1	8	
40	AYTES, Jamal	0-1	0-0	1-2	0	0	0	1	1	0	1	0	0	7	
Team					1	1	2								
Totals		26-61	7-22	14-18	10	26	36	16	73	22	12	4	11	200	

FG % 1st Half: 13-30 43.3% 2nd half: 13-31 41.9% Game: 26-61 42.6% Deadball Rebounds 0,1
 3FG % 1st Half: 3-11 27.3% 2nd half: 4-11 36.4% Game: 7-22 31.8%
 FT % 1st Half: 8-10 80.0% 2nd half: 6-8 75.0% Game: 14-18 77.8%

Illinois 75 • 9-3

#	Player	Total		3-Ptr		Rebounds			PF	TP	A	TO	Blk	Stl	Min
		FG-FGA	FT-FTA	FG-FGA	FT-FTA	Off	Def	Tot							
12	Black, Leron														

Official Basketball Box Score -- Game Totals -- Final Statistics
CSU Bakersfield vs BYU
12/22/16 7:05 pm at Provo, Utah, Marriott Center

CSU Bakersfield 71 • 8-5

#	Player	Total		3-Ptr		Rebounds			PF	TP	A	TO	Blk	Stl	Min
		FG-FGA	FG-FGA	FG-FGA	FG-FGA	Off	Def	Tot							
00	Smith, Matt	* 3-6	0-0	0-0	4	1	5	3	6	1	1	1	1	25	
01	Wrapp, Brent	* 2-3	1-1	0-0	0	1	1	2	5	1	2	0	0	19	
04	Suber, James	* 2-6	0-0	1-4	5	3	8	3	5	0	0	0	0	17	
05	Basile, Dedrick	* 5-15	0-2	0-0	1	3	4	3	10	1	0	1	2	25	
11	Airington, Jaylin	* 4-13	1-4	4-5	1	6	7	1	13	3	1	0	2	28	
03	Moore, Taze	0-0	0-0	0-0	0	0	0	2	0	2	0	0	0	8	
13	Briggs, Shon	0-1	0-0	0-4	1	2	3	2	0	0	1	0	0	9	
15	Ndoye, Fallou	3-9	0-0	0-0	1	4	5	5	6	0	1	0	1	25	
22	Aly, Moataz	0-0	0-0	0-0	0	0	0	1	0	0	0	0	0	2	
23	Durham, Damiyine	9-22	4-13	0-0	0	0	0	0	22	1	3	0	4	24	
51	Pride, Justin	2-4	0-0	0-0	0	0	0	3	4	3	1	0	1	18	
	Team				5	0	5								
	Totals	30-79	6-20	5-13	18	20	38	25	71	12	10	2	11	200	

FG % 1st Half: 10-37 27.0% 2nd half: 20-42 47.6% Game: 30-79 38.0% Deadball Rebounds 3
 3FG % 1st Half: 2-9 22.2% 2nd half: 4-11 36.4% Game: 6-20 30.0%
 FT % 1st Half: 5-12 41.7% 2nd half: 0-1 0.0% Game: 5-13 38.5%

BYU 81 • 9-4

#	Player	Total		3-Ptr		Rebounds			PF	TP	A	TO	Blk	Stl	Min
		FG-FGA	FG-FGA	FG-FGA	FG-FGA	Off	Def	Tot							
04	EMERY, Nick	* 7-12	5-7	4-4	0	5	5	3	23	1	2	1	1	36	
05	ROSE, L.J.	* 1-3	1-3	0-0	2	4	6	1	3	8	7	0	1	25	
12	MIKA, Eric	* 4-11	0-0	5-10	3	7	10	4	13	1	4	1	0	23	
23	CHILDS, Yoeli	* 6-8	0-0	7-13	1	11	12	1	19	1	3	4	0	34	
30	HAWS, TJ	* 4-8	2-5	4-4	0	3	3	1	14	5	3	0	0	37	
10	BE0, Steven	3-4	0-1	1-2	1	2	3	0	7	1	0	0	2	17	
13	LEIFSON, Colby	0-1	0-1	0-0	0	0	0	1	0	0	1	0	0	5	
24	GUINN, Davin	0-0	0-0	0-0	0	0	0	2	0	0	0	0	0	2	
31	SHAW, Braiden	0-0	0-0	0-0	1	1	2	1	0	0	1	0	1	8	
40	AYTES, Jamal	1-2	0-0	0-0	0	2	2	2	2	0	0	1	0	13	
	Team				1	1	2								
	Totals	26-49	8-17	21-33	9	36	45	16	81	17	21	7	5	200	

FG % 1st Half: 17-29 58.6% 2nd half: 9-20 45.0% Game: 26-49 53.1% Deadball Rebounds 6
 3FG % 1st Half: 6-13 46.2% 2nd half: 2-4 50.0% Game: 8-17 47.1%
 FT % 1st Half: 7-8 87.5% 2nd half: 14-25 56.0% Game: 21-33 63.6%

Officials: Randy McCall, Glen Mayberry, Brent Watts
 Technical fouls: CSU Bakersfield-None. BYU-None.
 Attendance: 15073

Score by periods	1st	2nd	Total
CSU Bakersfield	27	44	71
BYU	47	34	81

	In	Off	2nd	Fast	Bench
Points	Paint	T/O	Chance	Break	
CSU Bakersfield	34	17	10	12	32
BYU	28	9	8	13	9

Last FG - CSU Bakersfield 2nd-00:11, BYU 2nd-03:58.
 Largest lead - CSU Bakersfield, BYU by 23 1st-00:06.
 CSU Bakersfield led for 00:00. BYU led for 39:22. Game was tied for 00:38.

Score tied - 0 times.
 Lead changed - 0 times.

Official Basketball Box Score -- Game Totals -- Final Statistics
Santa Clara vs BYU
12/29/16 7:05 pm at Provo, Utah, Marriott Center

Santa Clara 59 • 6-8, 0-1 WCC

#	Player	Total		3-Ptr		Rebounds			PF	TP	A	TO	Blk	Stl	Min
		FG-FGA	FG-FGA	FG-FGA	FG-FGA	Off	Def	Tot							
02	FEAGIN, KJ	* 3-12	0-4	2-2	1	2	3	3	8	4	0	0	1	25	
12	HAUSER, Matt	* 3-12	1-5	0-0	0	0	0	0	7	4	0	0	0	30	
23	BROWNBRIDGE, Jared	* 2-8	2-6	2-4	0	1	1	2	8	2	4	0	1	28	
43	KRATCH, Nate	* 5-13	2-5	0-0	1	8	9	3	12	0	1	0	1	26	
50	NDUMANYA, Emmanuel	* 1-2	0-0	1-2	4	5	9	3	3	0	0	0	1	23	
03	JADERSTEN, Henrik	0-3	0-3	0-0	0	1	1	4	0	0	1	0	0	9	
04	PUGH, Jarvis	1-7	0-3	1-2	1	3	4	3	3	2	1	0	0	23	
10	HEALY, Kai	2-4	2-4	2-2	0	5	5	1	8	1	0	0	0	23	
13	DOUGLAS, Akil	1-2	0-1	2-2	0	1	1	1	4	0	0	0	0	4	
35	LEWIS, Tony	3-6	0-0	0-0	1	0	1	2	6	0	1	0	0	9	
	Team				3	0	3								
	Totals	21-69	7-31	10-14	11	26	37	22	59	13	8	0	4	200	

FG % 1st Half: 9-32 28.1% 2nd half: 12-37 32.4% Game: 21-69 30.4% Deadball Rebounds 3
 3FG % 1st Half: 6-20 30.0% 2nd half: 1-11 9.1% Game: 7-31 22.6%
 FT % 1st Half: 2-4 50.0% 2nd half: 8-10 80.0% Game: 10-14 71.4%

BYU 89 • 10-4, 1-0 WCC

#	Player	Total		3-Ptr		Rebounds			PF	TP	A	TO	Blk	Stl	Min
		FG-FGA	FG-FGA	FG-FGA	FG-FGA	Off	Def	Tot							
04	EMERY, Nick	* 3-7	1-3	0-0	0	4	4	1	7	2	0	1	2	27	
05	ROSE, L.J.	* 3-6	0-1	3-3	2	7	9	0	9	4	0	0	1	24	
12	MIKA, Eric	* 7-16	0-0	5-6	1	8	9	0	19	0	1	1	0	26	
23	CHILDS, Yoeli	* 2-7	0-0	3-4	1	6	7	2	7	1	0	1	0	20	
30	HAWS, TJ	* 5-6	3-3	4-6	0	6	6	1	17	6	5	0	0	29	
10	BE0, Steven	4-4	3-3	1-2	0	1	1	1	12	3	0	0	0	24	
13	LEIFSON, Colby	1-1	1-1	0-0	0	0	0	0	3	0	0	0	0	8	
15	DASTRUP, Payton	2-5	1-3	0-0	0	1	1	1	5	1	1	1	0	5	
24	GUINN, Davin	0-1	0-0	0-0	0	0	0	1	0	1	0	0	0	7	
31	SHAW, Braiden	1-2	0-0	0-2	2	4	6	3	2	0	0	0	0	16	
40	AYTES, Jamal	4-4	0-0	1-1	1	1	2	2	8	0	1	1	0	10	
44	KAUFUSI, Corbin	0-1	0-0	0-0	0	0	0	2	0	0	0	0	0	4	
	Team				0	0	0								
	Totals	32-60	9-14	16-24	7	38	45	14	89	18	8	5	3	200	

FG % 1st Half: 16-30 53.3% 2nd half: 16-30 53.3% Game: 32-60 53.3% Deadball Rebounds 3
 3FG % 1st Half: 3-6 50.0% 2nd half: 6-8 75.0% Game: 9-14 64.3%
 FT % 1st Half: 9-12 75.0% 2nd half: 7-12 58.3% Game: 16-24 66.7%

Officials: Dick Cartmell, Steve Olson, Tom O'Neill
 Technical fouls: Santa Clara-None. BYU-EMERY, Nick.
 Attendance: 17415

Score by periods	1st	2nd	Total
Santa Clara	26	33	59
BYU	44	45	89

	In	Off	2nd	Fast	Bench
Points	Paint	T/O	Chance	Break	
Santa Clara	20	7	9	3	21
BYU	34	11	11	2	30

Last FG - SCU 2nd-00:05, BYU 2nd-00:53.
 Largest lead - SCU None, BYU by 35 2nd-03:28.
 SCU led for 00:00. BYU led for 39:19. Game was tied for 00:41.

Score tied - 0 times.
 Lead changed - 0 times.

Official Basketball Box Score -- Game Totals -- Final Statistics
BYU vs Loyola Marymount
12/31/16 1:00 pm at Los Angeles, CA (Gersten Pavilion)

BYU 81 • 11-4, 2-0 WCC

#	Player	Total		3-Ptr		Rebounds			PF	TP	A	TO	Blk	Stl	Min
		FG-FGA	FG-FGA	FG-FGA	FG-FGA	Off	Def	Tot							
12	MIKA, Eric	f 4-17	0-0	9-12	3	7	10	3	17	0	4	1	1	32	
23	CHILDS, Yoeli	f 6-10	0-0	3-5	5	3	8	2	15	3	1	1	2	31	
04	EMERY, Nick	g 6-12	5-11	3-4	0	1	1	3	20	2	1	0	1	34	
05	ROSE, L.J.	g 1-4	0-1	2-2	0	3	3	1	4	5	1	0	0	29	
30	HAWS, TJ	g 8-13	4-8	0-0	0	1	1	3	20	4	1	0	0	36	
10	BE0, Steven	0-0	0-0	0-0	0	1	1	4	0	1	0	0	0	18	
15	DASTRUP, Payton	0-1	0-1	0-0	0	1	1	0	1	0	1	0	0	3	
24	GUINN, Davin	1-2	0-0	0-0	0	0	1	2	0	0	0	0	0	5	
31	SHAW, Braiden	0-0	0-0	3-6	2	2	4	2	3	1	1	0	0	8	
40	AYTES, Jamal	0-2	0-0	0-0	0	0	0	0	0	0	0	0	0	3	
44	KAUFUSI, Corbin	0-0	0-0	0-0	0	0	0	0	0	0	0	0	0	1	
	Team				1	5	6								
	Totals	26-61	9-21	20-29	11	24	35	20	81	17	9	3	4	200	

FG % 1st Half: 11-31 35.5% 2nd half: 15-30 50.0% Game: 26-61 42.6% Deadball Rebounds 4
 3FG % 1st Half: 4-11 36.4% 2nd half: 5-10 50.0% Game: 9-21 42.9%
 FT % 1st Half: 8-14 57.1% 2nd half: 12-15 80.0% Game: 20-29 69.0%

Loyola Marymount 76 • 7-6, 0-2 WCC

#	Player	Total		3-Ptr		Rebounds			PF	TP	A	TO	Blk	Stl	Min
		FG-FGA	FG-FGA	FG-FGA	FG-FGA	Off	Def	Tot							

Official Basketball Box Score -- Game Totals -- Final Statistics
Pacific vs BYU
01/07/17 7:05 pm at Provo, Utah, Marriott Center

Pacific 62 • 7-10, 1-3

#	Player	Total		3-Ptr		Rebounds			PF	TP	A	TO	Bk	Stl	Min
		FG-FGA	FT-FTA	FG-FGA	FT-FTA	Off	Def	Tot							
02	WALLACE, T.J.	* 2-5	0-2	2-2	1 0 1	2	6	1	1	0	2	18			
05	TOWNES, Anthony	* 8-14	0-0	2-4	1 2 3	1	18	0	1	0	0	19			
14	TINSLEY, Max	* 1-5	1-2	0-0	2 0 2	3	3	1	0	0	0	25			
21	LAMPKIN, Jacob	* 4-7	0-0	2-4	0 4 4	3	10	0	1	0	0	18			
22	BOWLES, Ray	* 0-6	0-1	0-0	1 3 3	2	0	3	2	0	0	18			
00	HAYNES, Maleke	* 1-2	0-0	0-0	1 1 2	0	2	0	2	0	0	10			
10	MONTAGUE, Keshon	2-4	1-3	2-3	1 0 1	1	7	2	1	0	0	11			
11	WILLIAMS, Jack	1-6	1-3	1-2	1 2 3	2	4	0	0	0	0	14			
15	URSERY, D.J.	1-2	0-0	0-2	0 1 1	1	2	1	2	0	0	10			
24	TAYLOR, David	0-4	0-3	0-0	0 1 1	1	0	0	0	0	0	11			
30	SMITH, K.J.	2-5	0-2	0-2	0 1 1	0	4	0	0	0	2	15			
33	THEODOROU, Ilias	1-7	1-5	1-2	1 4 5	1	4	1	1	1	0	14			
35	ELERAKY, Sami	1-3	0-0	0-0	1 2 3	4	2	0	0	1	0	17			
Team					5 4 9										
Totals		24-70	4-21	10-21	14 25 39	21	62	11	9	2	4	200			

FG % 1st Half: 11-34 32.4% 2nd half: 13-36 36.1% Game: 24-70 34.3%
 3FG % 1st Half: 0-8 0.0% 2nd half: 4-13 30.8% Game: 4-21 19.0%
 FT % 1st Half: 7-11 63.6% 2nd half: 3-10 30.5% Game: 10-21 47.6%

Deadball Rebounds 3

BYU 91 • 12-5, 3-1

#	Player	Total		3-Ptr		Rebounds			PF	TP	A	TO	Bk	Stl	Min
		FG-FGA	FT-FTA	FG-FGA	FT-FTA	Off	Def	Tot							
04	EMERY, Nick	* 4-10	2-5	2-2	0 1 1	4	12	1	2	0	1	25			
05	ROSE, L.J.	* 1-2	1-2	0-0	0 4 4	1	3	3	1	0	0	17			
12	MIKA, Eric	* 7-11	0-0	3-3	4 6 10	3	17	3	0	1	0	20			
23	CHILDS, Yoeli	* 5-7	0-0	4-4	2 6 8	2	14	2	2	3	1	22			
30	HAWS, TJ	* 4-10	3-7	4-4	0 7 7	1	15	3	0	0	0	25			
03	BRYANT, Elijah	5-7	2-3	5-6	0 1 1	0	17	3	2	0	0	20			
10	BEO, Steven	3-7	0-3	0-1	0 2 2	3	6	2	0	0	0	26			
13	LEIFSON, Colby	2-4	2-4	0-0	0 0 0	1	6	0	0	0	0	8			
15	DASTRUP, Payton	0-0	0-0	0-0	0 4 4	0	0	1	1	2	0	10			
24	GUINN, Davin	0-1	0-0	0-0	1 1 2	0	0	1	0	0	0	8			
31	SHAW, Braiden	0-1	0-0	1-1	1 3 4	3	1	0	0	1	2	12			
44	KAUFUST, Corbin	0-1	0-0	0-4	0 2 2	2	0	0	3	0	0	7			
Team					1 3 4										
Totals		31-61	10-24	19-25	9 40 49	20	91	19	11	7	4	200			

FG % 1st Half: 13-30 43.3% 2nd half: 18-31 58.1% Game: 31-61 50.8%
 3FG % 1st Half: 5-11 45.5% 2nd half: 5-13 38.5% Game: 10-24 41.7%
 FT % 1st Half: 16-17 94.1% 2nd half: 3-8 37.5% Game: 19-25 76.0%

Deadball Rebounds 2

Officials: Klaus Endrissat, Tom Spitznagel, Ryan Holmes
 Technical fouls: Pacific-None, BYU-None.
 Attendance: 13677

Score by periods	1st	2nd	Total
Pacific	29	33	62
BYU	47	44	91

	In	Off	2nd	Fast	Bench
Points	Paint	T/O	Chance	Break	
PAC	34	7	12	4	25
BYU	34	7	12	4	30

Last FG - PAC 2nd-01:51, BYU 2nd-01:38.
 Largest lead - PAC None, BYU by 34 2nd-06:39.
 PAC led for 00:00. BYU led for 39:44. Game was tied for 00:16.

Score tied - 0 times.
 Lead changed - 0 times.

Official Basketball Box Score -- Game Totals -- Final Statistics
San Francisco vs BYU
01/12/17 7 pm at Provo, Utah, Marriott Center

San Francisco 75 • 11-7, 1-4

#	Player	Total		3-Ptr		Rebounds			PF	TP	A	TO	Bk	Stl	Min
		FG-FGA	FT-FTA	FG-FGA	FT-FTA	Off	Def	Tot							
10	MCCARTHY, Matt	* 2-4	0-2	0-0	2 0 2	5	4	1	3	1	0	17			
14	MINLEND, Charles	* 3-10	0-6	2-6	0 1 1	1	8	3	0	1	0	23			
15	RENFRO, Nate	* 3-4	1-1	3-4	2 1 3	2	10	2	0	1	0	20			
25	RAITINHO, Jordan	* 4-9	1-2	0-0	0 3 3	3	9	1	1	0	2	25			
45	DJORDJEVIC, Mladen	* 3-4	0-1	0-0	0 3 3	1	6	2	4	0	1	25			
00	SMITH, Marquill	0-3	0-3	0-0	0 1 1	1	0	0	1	0	0	13			
02	FERRARI, Frankie	0-4	0-3	0-0	0 0 0	3	0	1	0	0	1	9			
03	BOYCE, Ronnie	0-0	0-0	0-0	0 0 0	0	0	0	0	0	0	2			
05	LULL, Jimbo	5-8	0-2	2-4	2 2 4	4	12	1	2	0	1	12			
11	RAITANEN, Remu	6-11	4-8	0-0	3 3 6	2	16	1	0	0	0	27			
12	ANDERSON, Chance	0-0	0-0	0-0	0 1 1	1	0	0	0	0	0	3			
22	FOSTER, Chase	3-11	2-5	2-2	1 5 6	1	10	2	0	0	0	24			
Team					4 0 4										
Totals		29-68	8-33	9-16	14 20 34	24	75	14	12	3	5	200			

FG % 1st Half: 13-32 40.6% 2nd half: 16-36 44.4% Game: 29-68 42.6%
 3FG % 1st Half: 4-17 23.5% 2nd half: 4-16 25.0% Game: 8-33 24.2%
 FT % 1st Half: 2-6 33.3% 2nd half: 7-10 70.0% Game: 9-16 56.3%

Deadball Rebounds 3

BYU 85 • 13-5, 4-1

#	Player	Total		3-Ptr		Rebounds			PF	TP	A	TO	Bk	Stl	Min
		FG-FGA	FT-FTA	FG-FGA	FT-FTA	Off	Def	Tot							
04	EMERY, Nick	* 7-10	4-6	4-5	0 1 1	3	22	1	0	0	2	32			
05	ROSE, L.J.	* 1-5	0-2	0-0	1 4 5	1	2	5	2	0	1	24			
12	MIKA, Eric	* 12-17	0-0	7-8	3 9 12	1	31	3	4	2	1	32			
23	CHILDS, Yoeli	* 4-6	0-0	0-0	1 2 3	3	8	2	3	3	1	32			
30	HAWS, TJ	* 1-5	0-3	5-6	0 3 3	2	7	3	2	0	1	32			
03	BRYANT, Elijah	4-7	1-2	5-7	1 4 5	3	14	3	1	1	0	33			
10	BEO, Steven	0-2	0-2	1-3	0 1 1	2	1	0	1	0	0	4			
15	DASTRUP, Payton	0-0	0-0	0-0	0 0 0	0	0	0	0	0	0	3			
24	GUINN, Davin	0-0	0-0	0-0	0 0 0	1	0	0	0	0	0	3			
31	SHAW, Braiden	0-0	0-0	0-0	0 2 2	0	0	0	0	0	0	3			
40	AYTES, Jamal	0-0	0-0	0-0	0 0 0	0	0	0	0	0	0	2			
Team					1 3 4										
Totals		29-52	5-15	22-29	7 29 36	16	85	17	13	6	6	200			

FG % 1st Half: 14-29 48.3% 2nd half: 15-23 65.2% Game: 29-52 55.8%
 3FG % 1st Half: 3-9 33.3% 2nd half: 2-6 33.3% Game: 5-15 33.3%
 FT % 1st Half: 7-10 70.0% 2nd half: 15-19 78.9% Game: 22-29 75.9%

Deadball Rebounds 3

Officials: Dick Cartmell, Kurt Walker, Coban Lopez
 Technical fouls: San Francisco-None, BYU-None.
 Attendance: 13917

Score by periods	1st	2nd	Total
San Francisco	32	43	75
BYU	38	47	85

	In	Off	2nd	Fast	Bench
Points	Paint	T/O	Chance	Break	
USF	38	14	12	4	38
BYU	46	11	12	5	15

Last FG - USF 2nd-00:22, BYU 2nd-00:20.
 Largest lead - USF None, BYU by 14 2nd-00:52.
 USF led for 00:00. BYU led for 38:45. Game was tied for 01:15.

Score tied - 1 time.
 Lead changed - 0 times.

Official Basketball Box Score -- Game Totals -- Final Statistics
BYU vs San Diego
1/14/17 7:05 PM at Jenny Craig Pavilion

BYU 75 • 13-6, 4-2 WCC

#	Player	Total		3-Ptr		Rebounds			PF	TP	A	TO	Bk	Stl	Min
		FG-FGA	FT-FTA	FG-FGA	FT-FTA	Off	Def	Tot							
12	MIKA, Eric	f 4-10	0-0	3-4	1 14 15	4	11	4	1	4	0	35			
23	CHILDS, Yoeli	f 2-5	0-0	2-3	0 3 3	5	6	1	2	1	0	23			
04	EMERY, Nick	g 3-7	2-5	0-0	0 0 0	4	8	0	3	0	2	24			
05	ROSE, L.J.	g 2-6	0-3	2-2	0 4 4	0	6	3	0	1	32				
30	HAWS, TJ	g 8-18	6-12	5-6	0 2 2	3	27	2	2	0	1	35			
03	BRYANT, Elijah	2-7	0-2	1-3	2 1 3	4	5	2	1	0	17				
10	BEO, Steven	0-1	0-0	0-0	0 2 2	0	0	0	1	0	0	17			
13	LEIFSON, Colby	1-2	0-1	0-0	0 0 0	2	2	0	0	0	0	3			
15	DASTRUP, Payton	0-0													

Official Basketball Box Score -- Game Totals -- Final Statistics
BYU vs Pacific
01/21/17 3:07 PM PT at Stockton, Calif. (Alex G. Spanos Center)

BYU 62 • 15-6, 6-2 WCC

#	Player	Total		3-Ptr		Rebounds			PF	TP	A	TO	Blk	Stl	Min
		FG-FGA	FG-FGA	FT-FTA	Off	Def	Tot								
12	MIKA, Eric	6-13	0-0	5-5	3	9	12	1	17	0	3	3	0	32	
23	CHILDS, Yoeli	3-7	0-0	1-1	2	12	14	3	7	1	2	2	1	30	
04	EMERY, Nick	3-7	2-5	0-0	0	1	1	2	8	3	0	0	2	17	
05	ROSE, L.J.	0-2	0-1	0-0	0	3	3	1	0	0	1	0	1	26	
30	HAWS, TJ	6-11	3-6	1-3	0	3	3	4	16	5	4	0	2	36	
03	BRYANT, Elijah	4-9	1-4	0-1	1	2	3	2	9	3	0	0	1	29	
10	BEO, Steven	1-3	0-2	0-0	0	1	1	1	2	1	1	0	0	11	
13	LEIFSON, Colby	0-0	0-0	0-0	0	0	0	0	0	0	0	0	0	0+	
15	DASTRUP, Payton	0-1	0-0	0-0	0	0	0	0	0	0	0	0	0	1	
24	GUINN, Davin	0-1	0-0	0-0	0	0	0	0	0	0	0	0	0	1	
31	SHAW, Braiden	1-1	0-0	0-0	0	1	1	0	2	0	0	0	2	8	
40	AYTES, Jamal	0-0	0-0	0-0	0	0	0	0	2	0	1	0	0	2	
44	KAUFUSI, Corbin	0-1	0-0	1-2	0	1	1	0	1	0	1	2	0	7	
Team				2		3									
Totals		24-56	6-18	8-12	8	34	42	17	62	13	14	7	9	200	

FG % 1st Half: 11-29 37.9% 2nd half: 13-27 48.1% Game: 24-56 42.9% Deadball Rebounds: 1
 3FG % 1st Half: 2-8 25.0% 2nd half: 4-10 40.0% Game: 6-18 33.3%
 FT % 1st Half: 5-8 62.5% 2nd half: 3-4 75.0% Game: 8-12 66.7%

Pacific 47 • 8-13, 2-6 WCC

#	Player	Total		3-Ptr		Rebounds			PF	TP	A	TO	Blk	Stl	Min
		FG-FGA	FG-FGA	FT-FTA	Off	Def	Tot								
05	TOWNES, Anthony	4-10	0-0	1-4	4	5	9	3	9	0	2	2	0	27	
21	LAMPKIN, Jacob	1-10	0-0	1-2	5	6	11	1	3	2	2	0	1	29	
02	WALLACE, T.J.	3-14	0-4	2-3	0	6	6	2	8	2	2	1	2	37	
22	BOWLES, Ray	6-15	2-6	0-3	2	2	4	2	14	0	1	1	2	34	
24	TAYLOR, David	0-3	0-2	2-2	0	2	2	2	2	2	2	0	1	24	
11	WILLIAMS, Jack	3-7	1-4	0-0	1	4	5	2	7	0	0	0	0	20	
14	TINSLEY, Max	0-0	0-0	0-0	0	0	0	0	0	0	0	0	0	1	
15	URSERY, D.J.	1-1	0-0	0-0	1	0	1	1	2	2	2	0	0	15	
30	SMITH, K.J.	1-1	0-0	0-1	0	0	0	0	2	0	0	0	0	9	
33	THEODOROU, Ilias	0-0	0-0	0-0	0	2	2	0	0	0	0	0	0	1	
35	ELERAKY, Sami	0-0	0-0	0-0	1	0	1	1	0	0	0	0	0	3	
Team				0		0									
Totals		19-61	3-16	6-15	14	27	41	14	47	8	11	4	6	200	

FG % 1st Half: 7-29 24.1% 2nd half: 12-32 37.5% Game: 19-61 31.1% Deadball Rebounds: 3
 3FG % 1st Half: 3-10 30.0% 2nd half: 0-6 0.0% Game: 3-16 18.8%
 FT % 1st Half: 5-11 45.5% 2nd half: 1-4 25.0% Game: 6-15 40.0%

Officials: Deron White, Toby Doolittle, Mark Cook
 Technical fouls: BYU-HAWS, TJ. Pacific-None.
 Attendance: 4311

Score by periods	1st	2nd	Total
BYU	29	33	62
Pacific	22	25	47

	In	Off	2nd	Fast	Bench
Points	Paint	T/O	Chance	Break	
BYU	22	8	6	13	14
PAC	26	18	8	7	11

Last FG - BYU 2nd-01:42, PAC 2nd-00:09.
 Largest lead - BYU by 19 2nd-04:57, PAC by 1 1st-17:15.
 BYU led for 38:36. PAC led for 00:54. Game was tied for 00:30.

Score tied - 1 time.
 Lead changed - 4 times.

Official Basketball Box Score -- Game Totals -- Final Statistics
BYU vs Santa Clara
01/26/17 8 p.m. at Leavey Center

BYU 68 • 15-7, 6-3 WCC

#	Player	Total		3-Ptr		Rebounds			PF	TP	A	TO	Blk	Stl	Min
		FG-FGA	FG-FGA	FT-FTA	Off	Def	Tot								
12	MIKA, Eric	7-16	0-0	8-10	3	5	8	4	22	0	4	3	1	36	
23	CHILDS, Yoeli	4-6	0-0	0-0	5	6	11	3	8	0	2	0	0	24	
04	EMERY, Nick	1-6	1-6	2-2	0	1	1	5	5	3	2	0	2	37	
05	ROSE, L.J.	1-2	1-1	0-0	0	3	3	1	3	4	1	0	0	18	
30	HAWS, TJ	4-12	1-6	6-7	0	1	1	2	15	3	4	0	2	32	
03	BRYANT, Elijah	5-8	0-2	3-4	0	3	3	2	13	3	2	0	1	27	
10	BEO, Steven	0-0	0-0	0-0	0	1	1	0	0	0	0	0	0	3	
24	GUINN, Davin	1-1	0-0	0-0	0	3	3	2	0	0	0	0	1	15	
31	SHAW, Braiden	0-0	0-0	0-0	0	0	0	1	0	0	0	0	0	3	
40	AYTES, Jamal	0-1	0-0	0-0	0	0	0	0	0	0	1	0	0	4	
44	KAUFUSI, Corbin	0-0	0-0	0-0	0	1	1	1	0	0	2	0	0	1	
Team				0		0									
Totals		23-52	3-15	19-23	8	24	32	22	68	13	18	3	7	200	

FG % 1st Half: 10-23 43.5% 2nd half: 13-29 44.8% Game: 23-52 44.2% Deadball Rebounds: 1,1
 3FG % 1st Half: 3-8 37.5% 2nd half: 0-7 0.0% Game: 3-15 20.0%
 FT % 1st Half: 5-7 71.4% 2nd half: 14-16 87.5% Game: 19-23 82.6%

Santa Clara 76 • 12-10, 6-3 WCC

#	Player	Total		3-Ptr		Rebounds			PF	TP	A	TO	Blk	Stl	Min
		FG-FGA	FG-FGA	FT-FTA	Off	Def	Tot								
43	KRATCH, Nate	6-10	4-6	0-0	2	8	10	4	16	0	2	1	1	39	
50	NDUMANYA, Emmanuel	1-4	0-0	0-0	1	1	2	5	2	0	4	0	0	18	
02	FEAGIN, KJ	4-12	4-9	4-4	0	5	5	4	16	5	5	0	1	39	
12	HAUSER, Matt	2-5	1-3	6-6	0	2	2	1	11	7	1	0	2	37	
23	BROWNRIE, Jared	8-17	4-10	5-6	1	4	5	3	25	4	4	0	2	40	
01	WARDLOW, Evan	0-0	0-0	1-2	0	2	2	1	1	0	0	0	0	14	
03	JADERSTEN, Henrik	2-4	1-3	0-0	0	2	2	5	5	0	0	2	0	13	
Team				1		1									
Totals		23-52	14-31	16-18	5	24	29	23	76	16	16	3	6	200	

FG % 1st Half: 12-30 40.0% 2nd half: 11-22 50.0% Game: 23-52 44.2% Deadball Rebounds: 5
 3FG % 1st Half: 8-18 44.4% 2nd half: 6-13 46.2% Game: 14-31 45.2%
 FT % 1st Half: 2-2 100.0% 2nd half: 14-16 87.5% Game: 16-18 88.9%

Officials: Mike Reed, Kelly Self, Rick Batsell
 Technical fouls: BYU-None. Santa Clara-None.
 Attendance: 2419

Score by periods	1st	2nd	Total
BYU	28	40	68
Santa Clara	34	42	76

	In	Off	2nd	Fast	Bench
Points	Paint	T/O	Chance	Break	
BYU	34	15	9	2	15
SCU	16	20	6	2	6

Last FG - BYU 2nd-00:07, SCU 2nd-01:10.
 Largest lead - BYU by 5 1st-19:25, SCU by 14 2nd-06:56.
 BYU led for 11:21. SCU led for 28:29. Game was tied for 00:10.

Score tied - 0 times.
 Lead changed - 1 time.

Official Basketball Box Score -- Game Totals -- Final Statistics
Loyola Marymount vs BYU
01/28/17 7:05 pm at Provo, Utah, Marriott Center

Loyola Marymount 77 • 10-11, 3-7 WCC

#	Player	Total		3-Ptr		Rebounds			PF	TP	A	TO	Blk	Stl	Min
		FG-FGA	FG-FGA	FT-FTA	Off	Def	Tot								
10	BROWN, Brandon	6-12	4-7	1-3	0	1	1	2	17	3	2	3	0	27	
12	HANEY, Steven	6-15	3-10	2-2	0	2	2	2	17	0	1	0	1	33	
20	JOHANSSON, Erik	0-5	0-5	0-0	1	1	2	0	3	2	0	1	1	14	
22	TUACH, Buay	6-12	0-2	9-12	1	4	5	3	21	1	4	1	3	33	
24	JOHNSON, Shamar	3-4	0-0	0-0	1	2	3	5	6	2	0	0	1	16	
02	AMAYO, Kelvin	0-1	0-1	0-0	0	1	1	0	0	0	1	0	1	8	
03	TUTU, Munis	1-5	0-2	0-0	1	3	4	1	4	2	1	0	3	17	
11	HERMAN, Petr	2-2	0-0	0-0	0	2	2	2	0	0	0	0	0	5	
13	MANUEL, Trevor	1-3	0-1	1-6	0	6	6	4	3	1	0	0	1	18	
14	MARKUSSON, Mattias	0-1	0-0	0-0	0	0	0	1	0	1	0	0	0	7	
15	JOVANOVIC, Stefan	3-7	0-0	0-0	1	2	3	5	6	2	1	1	1	17	
25	MCCLENDON, Jeffery	0-1	0-0	1-2	0	0	0	4	1	0	0	0	0	5	
Team				1		3									
Totals		28-68	7-28	14-25	6	26	32	31	77	15	12	2	14	200	

FG % 1st Half: 16-35 45.7% 2nd half: 12-33 36.4% Game: 28-68 41.2% Deadball Rebounds: 4,1
 3FG % 1st Half: 3-15 20.0% 2nd half: 4-13 30.8% Game: 7-28 25.0%
 FT % 1st Half: 5-6 83.3% 2nd half: 9-19 47.4% Game: 14-25 56.0%

BYU 85 • 16-7, 7-3 WCC

#	Player	Total		3-Ptr		Rebounds			PF	TP	A	TO	Blk	Stl	Min
		FG-FGA	FG-FGA	FT-FTA	Off	Def	Tot								
04	EMERY, Nick	3-8	1-4	4-6	0	3	3	3	11	2	3	0	0	32	
05	ROSE, L.J.	1-1	0-0	1-2	0	1	1	0	3	3	2	0	1	18	
12	MIKA, Eric	8-11	0-0	11-14	1	8	9	2	27	2	4	1	4	36	
23	CHILDS, Yoeli	3-7	0-0	4-8	0	8	8	4	10	1	3	2	0	26	
30	HAWS, TJ	6-11	3-7	4-8	0	4	4	3	19	1	6	0	0	35	
03	BRYANT, Elijah	3-7	0-2	2-4	1	7	8	1	8	3	3	0	2	27	
10	BEO, Steven	2-3	1-1	2-2	0	2	3	7	1	2	0	1	1	13	
24	GUINN, Davin	0-1	0-1	0-0	1	1	2	1	0	1	0	0	1	10	
31	SHAW, Braiden	0-0	0-0	0-0	0	0	0	2	0	0	0	0	0	3	
Team				2		9									
Totals		26-49	5-15	28-44	5	41	46	19	85	14	23	6	6	200	

FG %

Official Basketball Box Score -- Game Totals -- Final Statistics
Portland vs BYU
02/04/17 7:05 pm at Provo, Utah, Marriott Center

Portland 62 • 9-15, 2-10

#	Player	Total			3-Ptr			Rebounds			PF	TP	A	TO	Bk	Stl	Min
		FG	FGA	FT	FTA	FG	FGA	FT	FTA	Off							
03	JACKSON, Rashad	*	2-11	1-6	3-4	0	3	3	4	8	0	3	0	3	0	33	
05	TYSON, D'Marques	*	5-12	3-6	0-0	0	1	1	4	13	0	1	0	1	37		
15	HARTWICH, Philipp	*	0-1	0-0	2-2	1	8	9	5	2	0	0	1	0	16		
22	JOHNSON, Jazz	*	3-11	0-4	4-4	0	3	3	4	10	3	3	0	0	36		
24	TAYLOR, Gabe	*	7-16	1-2	5-7	2	3	5	3	20	2	2	2	0	38		
11	FERGUSON, Andre		0-1	0-0	0-0	0	0	0	4	0	1	2	0	0	14		
32	BARRENO, Ray		0-1	0-0	1-2	2	8	10	5	1	2	1	0	0	12		
41	SMOYER, Joseph		2-5	0-0	4-4	2	1	3	3	8	0	1	0	0	14		
	Team																
	Totals		19-58	5-18	19-23	10	29	39	32	62	8	13	3	4	200		

FG % 1st Half: 11-31 35.5% 2nd half: 8-27 29.6% Game: 19-58 32.8% Deadball Rebounds 2,1
3FG % 1st Half: 2-10 20.0% 2nd half: 3-8 37.5% Game: 5-18 27.8%
FT % 1st Half: 10-11 90.9% 2nd half: 9-12 75.0% Game: 19-23 82.6%

BYU 73 • 17-8, 8-4

#	Player	Total			3-Ptr			Rebounds			PF	TP	A	TO	Bk	Stl	Min
		FG	FGA	FT	FTA	FG	FGA	FT	FTA	Off							
04	EMERY, Nick	*	1-6	0-1	0-0	0	2	2	4	2	1	1	0	0	24		
05	ROSE, L.J.	*	3-7	0-4	4-5	0	4	4	3	10	5	0	0	2	33		
12	MIKA, Eric	*	5-15	0-0	13-19	4	8	12	3	23	2	0	3	2	32		
23	CHILDS, Yoeli	*	6-8	0-0	3-5	2	8	10	3	15	1	2	2	3	31		
30	HAWS, TJ	*	4-11	2-6	5-6	0	2	2	3	15	1	2	1	1	32		
03	BRYANT, Elijah		1-4	0-3	3-4	0	3	3	1	5	2	3	0	0	14		
10	BEO, Steven		0-0	0-0	0-0	0	0	0	2	0	0	1	0	0	6		
13	LEIFSON, Colby		0-0	0-0	0-0	0	0	0	0	0	0	1	0	0	3		
24	GUINN, Davin		1-3	1-2	0-0	1	1	2	0	3	0	0	0	2	20		
40	AYTES, Jamal		0-0	0-0	0-0	0	0	0	0	0	0	0	0	0	3		
44	KAUFUSI, Corbin		0-0	0-0	0-0	0	0	0	1	0	0	0	0	0	2		
	Team																
	Totals		21-54	3-16	28-39	8	31	39	20	73	12	10	7	9	200		

FG % 1st Half: 11-27 40.7% 2nd half: 10-27 37.0% Game: 21-54 38.9% Deadball Rebounds 7
3FG % 1st Half: 0-7 0.0% 2nd half: 3-9 33.3% Game: 3-16 18.8%
FT % 1st Half: 6-9 66.7% 2nd half: 22-30 73.3% Game: 28-39 71.8%

Officials: Jeff Wooten, Justin Shamion, Juan Corral
Technical fouls: Portland-None. BYU-None.
Attendance: 13775

Score by periods	1st	2nd	Total
Portland	34	28	62
BYU	28	45	73

Last FG - POR 2nd-05:12, BYU 2nd-02:36.
Largest lead - POR by 10 1st-04:42, BYU by 11 2nd-00:15.
POR led for 25:57. BYU led for 10:52. Game was tied for 03:11.

Score tied - 5 times.
Lead changed - 5 times.

Official Basketball Box Score -- Game Totals -- Final Statistics
BYU vs Pepperdine
02/09/17 7:05 p.m. at Malibu, Calif. (Firestone Fieldhouse)

BYU 83 • 17-9, 8-5 WCC

#	Player	Total			3-Ptr			Rebounds			PF	TP	A	TO	Bk	Stl	Min
		FG	FGA	FT	FTA	FG	FGA	FT	FTA	Off							
12	MIKA, Eric	f	6-10	0-0	6-9	2	3	5	5	18	0	3	4	0	22		
23	CHILDS, Yoeli	f	2-4	0-0	2-2	2	5	7	5	6	1	2	0	1	16		
03	BRYANT, Elijah	g	5-10	2-7	3-4	0	1	1	1	15	6	3	1	2	34		
04	EMERY, Nick	g	8-12	3-6	0-0	0	2	2	4	19	3	4	0	1	33		
30	HAWS, TJ	g	3-10	1-6	7-8	1	0	1	3	14	3	3	0	0	26		
02	FRAMPTON, Zach		0-0	0-0	0-0	0	0	0	0	0	0	0	0	0	1		
10	BEO, Steven		0-2	0-1	1-2	0	1	1	0	1	2	1	0	1	11		
13	LEIFSON, Colby		0-0	0-0	0-0	0	0	0	0	0	0	0	0	0	2		
15	DASTRUP, Payton		2-6	1-5	0-0	0	1	1	1	5	0	0	0	0	12		
24	GUINN, Davin		2-5	1-3	0-0	4	4	8	3	5	3	2	1	2	31		
31	SHAW, Braiden		0-0	0-0	0-0	1	0	1	0	0	0	0	0	0	9		
40	AYTES, Jamal		0-0	0-0	0-0	0	0	0	0	0	0	0	0	0	3		
	Team																
	Totals		28-59	8-28	19-25	12	17	29	22	83	18	18	6	8	200		

FG % 1st Half: 16-34 47.1% 2nd half: 12-25 48.0% Game: 28-59 47.5% Deadball Rebounds 2
3FG % 1st Half: 5-16 31.3% 2nd half: 3-12 25.0% Game: 8-28 28.6%
FT % 1st Half: 6-7 85.7% 2nd half: 13-18 72.2% Game: 19-25 76.0%

Pepperdine 99 • 8-17, 4-9 WCC

#	Player	Total			3-Ptr			Rebounds			PF	TP	A	TO	Bk	Stl	Min
		FG	FGA	FT	FTA	FG	FGA	FT	FTA	Off							
14	REYES, Chris	f	7-9	0-0	2-3	5	8	13	2	16	4	0	2	1	35		
31	TAYLOR, Nolan	f	7-12	0-1	1-2	0	5	5	3	15	0	0	0	1	28		
03	MAJOR, Jeremy	g	5-10	4-6	0-0	2	2	4	3	14	7	3	0	1	33		
23	ALLEN, Jonathan	g	1-2	1-1	0-0	0	3	3	4	3	2	0	0	0	24		
30	MURRAY JR., Lamond	g	10-20	0-3	10-10	1	2	3	2	30	1	3	0	1	37		
01	LEE, Elijah		5-7	3-3	3-4	0	2	2	2	16	6	8	0	3	23		
12	GEHRING, Nate		2-3	0-0	1-1	3	0	3	0	5	1	1	1	1	14		
21	HELLUMS, Knox		0-1	0-1	0-0	0	1	1	2	0	0	0	0	0	6		
	Team																
	Totals		37-64	8-15	17-20	11	23	34	18	99	21	17	3	8	200		

FG % 1st Half: 19-32 59.4% 2nd half: 18-32 56.3% Game: 37-64 57.8% Deadball Rebounds 2
3FG % 1st Half: 5-10 50.0% 2nd half: 3-5 60.0% Game: 8-15 53.3%
FT % 1st Half: 9-9 100.0 2nd half: 8-11 72.7% Game: 17-20 85.0%

Officials: Mike Scyphers, Mike Reed, Deldre Carr
Technical fouls: BYU-None. Pepperdine-None.
Attendance: 2375

Score by periods	1st	2nd	Total
BYU	43	40	83
Pepperdine	52	47	99

Last FG - BYU 2nd-02:17, PEP 2nd-00:38.
Largest lead - BYU by 3 1st-19:07, PEP by 17 2nd-10:57.
BYU led for 02:18. PEP led for 35:39. Game was tied for 02:03.

Score tied - 3 times.
Lead changed - 1 time.

Official Basketball Box Score -- Game Totals -- Final Statistics
BYU vs San Francisco
02/11/17 8:05 PM at San Francisco, CA (Sobrato Center)

BYU 68 • 18-9 (9-5)

#	Player	Total			3-Ptr			Rebounds			PF	TP	A	TO	Bk	Stl	Min
		FG	FGA	FT	FTA	FG	FGA	FT	FTA	Off							
03	BRYANT, Elijah	*	3-6	1-3	4-6	0	3	3	4	11	0	3	2	1	23		
04	EMERY, Nick	*	1-9	0-4	2-2	0	6	6	2	4	1	3	0	0	35		
12	MIKA, Eric	*	4-7	0-0	4-4	1	7	8	4	12	2	3	2	1	26		
23	CHILDS, Yoeli	*	10-16	0-1	3-8	4	13	17	0	23	0	2	3	1	39		
30	HAWS, TJ	*	6-12	3-7	2-2	0	5	5	3	17	3	4	0	3	37		
10	BEO, Steven		0-0	0-0	0-0	0	0	0	1	0	0	0	0	1	7		
15	DASTRUP, Payton		0-2	0-2	0-0	0	1	1	0	0	0	0	1	0	6		
24	GUINN, Davin		0-0	0-0	1-2	1	3	4	2	1	1	1	0	1	24		
31	SHAW, Braiden		0-0	0-0	0-0	0	0	0	1	0	0	0	0	0	2		
	Team																
	Totals		24-52	4-17	16-24	8	42	50	17	68	7	16	8	8	199		

FG % 1st Half: 14-27 51.9% 2nd half: 10-25 40.0% Game: 24-52 46.2% Deadball Rebounds 2,1
3FG % 1st Half: 2-9 22.2% 2nd half: 2-8 25.0% Game: 4-17 23.5%
FT % 1st Half: 6-10 60.0% 2nd half: 10-14 71.4% Game: 16-24 66.7%

San Francisco 52 • 18-9 (8-6)

#	Player	Total			3-Ptr			Rebounds			PF	TP	A	TO	Bk	Stl	Min
		FG	FGA	FT	FTA	FG	FGA	FT	FTA	Off							
02	McCARATHY, Matt	*	0-2	0-1	0-0	5	1	6	3	0	3	2	1	0	23		
14	MINLEND, Charles	*	2-12	1-7	2-4	0	1	1	2	7	2	0	0	1	16		
15	RENRO, Nate	*	1-5	0-1	0-0	2	5	7	3	2	0	2	0	2	20		
25	RATINHO, Jordan	*	3-9	3-7	0-0	1	3	4	9	2	2	1	0	1	28		
45	DJORDJEVIC, Mladen	*	1-1	1-1	0-2	0	1	1	1	3	1	2	1	0	20		
02	FERRARI, Frankie		3-6	3-6	0-0	0	1	1	2	9	0	2	0	1	21		
03	BOYCE, Ronnie		2-15	1-5	2-2	0	6	6	2	7	1	0	0	2	16		
05	LULL, Jimbo		0-0	0-0	0-0	0	4	4	2	0	0	0	2	0	9		
11	RAITANEN, Remu		2-10	1-7													

THE STAT CREW SYSTEM
BYU Combined Team Statistics (as of Feb 16, 2017)
All games

RECORD:	OVERALL	HOME	AWAY	NEUTRAL
ALL GAMES	19-9	14-2	3-4	2-3
CONFERENCE	10-5	7-1	3-4	0-0
NON-CONFERENCE	9-4	7-1	0-0	2-3

#	Player	gp-gs	min	avg	Total		3-Point		F-Throw		Rebounds			pf	dq	a	to	blk	stl	pts	avg		
					fg-fga	fg%	3fg-fga	3fg%	ft-fa	ft%	off	def	tot									avg	
12	MIKA, Eric	28-28	782	27.9	187-359	.521	0-1	.000	187-242	.773	84	182	266	9.5	78	2	44	71	57	14	561	20.0	
30	HAWS, TJ	28-28	873	31.2	126-293	.430	62-157	.395	87-110	.791	7	76	83	3.0	63	1	93	67	3	31	401	14.3	
04	EMERY, Nick	28-27	846	30.2	129-304	.424	62-164	.378	53-64	.828	2	76	78	2.8	82	4	67	56	8	47	373	13.3	
03	BRYANT, Elijah	18-4	410	22.8	58-139	.417	13-60	.217	53-70	.757	10	55	65	3.6	38	1	40	29	6	15	182	10.1	
23	CHILDS, Yoeli	28-22	703	25.1	104-182	.571	0-2	.000	54-94	.574	54	186	240	8.6	70	2	30	45	44	16	262	9.4	
21	DAVIS, Kyle	10-6	185	18.5	36-61	.590	0-0	.000	16-23	.696	8	32	40	4.0	25	0	9	18	9	5	88	8.8	
05	ROSE, L.J.	25-25	652	26.1	41-116	.353	16-56	.286	40-47	.851	15	101	116	4.6	35	1	117	42	2	22	138	5.5	
40	AYTES, Jamal	23-0	147	6.4	22-39	.564	0-0	.000	14-20	.700	13	16	29	1.3	25	0	5	11	3	0	58	2.5	
24	GUINN, Davin	28-0	327	11.7	23-63	.365	10-30	.333	11-17	.647	25	32	57	2.0	32	0	14	9	2	17	67	2.4	
10	BEO, Steven	25-0	266	10.6	17-45	.378	7-23	.304	9-21	.429	3	22	25	1.0	29	0	20	9	0	9	50	2.0	
31	SHAW, Braiden	25-0	159	6.4	15-26	.577	0-0	.000	8-18	.444	17	26	43	1.7	25	0	3	6	1	9	38	1.5	
15	DASTRUP, Payton	19-0	86	4.5	12-31	.387	3-14	.214	0-0	.000	5	23	28	1.5	13	0	5	7	5	1	27	1.4	
13	LEIFSON, Colby	21-0	93	4.4	10-31	.323	9-28	.321	0-0	.000	3	4	7	0.3	14	0	5	6	0	2	29	1.4	
44	KAUFUSI, Corbin	10-0	41	4.1	2-6	.333	0-0	.000	2-7	.286	1	5	6	0.6	10	0	0	6	2	1	6	0.6	
02	FRAMPTON, Zach	9-0	29	3.2	0-2	.000	0-0	.000	0-0	.000	0	8	8	0.9	5	0	1	0	0	0	0	0.0	
Team											36	60	96										
Total.....		28	5599		782-1697	.461	182-535	.340	534-733	.729	283	904	1187	42.4	544	11	453	382	142	189	2280	81.4	
Opponents.....		28	5599		732-1824	.401	222-706	.314	351-550	.638	300	735	1035	37.0	610	18	396	346	83	192	2039	72.8	

TEAM STATISTICS	BYU	OPP	Date	Opponent	Score	Att.
SCORING	2280	2039	11/14/16	PRINCETON	w 82-73	15926
Points per game	81.4	72.8	11/17/16	COPPIN STATE	w 96-59	12444
Scoring margin	+8.6	-	11/19/16	COASTAL CAROLINA	w 81-65	15003
FIELD GOALS-ATT	782-1697	732-1824	11/21/16	vs Saint Louis	w 92-62	2107
Field goal pct	.461	.401	11/23/16	vs Valparaiso	L 89-92	2497
3 POINT FG-ATT	182-535	222-706	11/26/16	UTAH VALLEY	L 101-114	16003
3-point FG pct	.340	.314	11/30/16	vs Utah State	w 77-63	12187
3-pt FG made per game	6.5	7.9	12/03/16	vs USC	L 84-91	7952
FREE THROWS-ATT	534-733	351-550	12/07/16	WEBER STATE	w 77-66	12859
Free throw pct	.729	.638	12/10/16	COLORADO	w 79-71	13664
F-Throws made per game	19.1	12.5	12/17/16	vs Illinois	L 73-75	9036
REBOUNDS	1187	1035	12/20/16	IDAHO STATE	w 84-58	13553
Rebounds per game	42.4	37.0	12/22/16	CSU BAKERSFIELD	w 81-71	15073
Rebounding margin	+5.4	-	* 12/29/16	SANTA CLARA	w 89-59	17415
ASSISTS	453	396	* 12/31/16	at Loyola Marymount	w 81-76	3221
Assists per game	16.2	14.1	* 01/05/17	at Saint Mary's (CA)	L 68-81	3500
TURNOVERS	382	346	* 01/07/17	PACIFIC	w 91-62	13677
Turnovers per game	13.6	12.4	* 01/12/17	SAN FRANCISCO	w 85-75	13917
Turnover margin	-1.3	-	* 01/14/17	at San Diego	L 75-88	2206
Assist/turnover ratio	1.2	1.1	* 01/19/17	PEPPERDINE	w 99-70	13410
STEALS	189	192	* 01/21/17	at Pacific	w 62-47	4311
Steals per game	6.8	6.9	* 01/26/17	at Santa Clara	L 68-76	2419
BLOCKS	142	83	* 01/28/17	LOYOLA MARYMOUNT	w 85-77	15189
Blocks per game	5.1	3.0	* 02/02/17	GONZAGA	L 75-85	18987
ATTENDANCE	234335	54895	* 02/04/17	PORTLAND	w 73-62	13775
Home games-Avg/Game	16-14646	7-3017	* 02/09/17	at Pepperdine	L 83-99	2375
Neutral site-Avg/Game	-	5-6756	* 02/11/17	at San Francisco	w 68-52	3084
			* 02/16/17	SAN DIEGO	w 82-70	13440

Score by Periods	1st	2nd	Totals
BYU	1099	1181	2280
Opponents	991	1048	2039

* = Conference game

THE STAT CREW SYSTEM
BYU Combined Team Statistics (as of Feb 17, 2017)
Conference games

RECORD:	OVERALL	HOME	AWAY	NEUTRAL
ALL GAMES	10-5	7-1	3-4	0-0
CONFERENCE	10-5	7-1	3-4	0-0
NON-CONFERENCE	0-0	0-0	0-0	0-0


#	Player	gp-gs	min	avg	Total		3-Point		F-Throw		Rebounds			pf	dq	a	to	blk	stl	pts	avg		
					fg-fga	fg%	3fg-fga	3fg%	ft-fa	ft%	off	def	tot									avg	
12	MIKA, Eric	15-15	448	29.9	99-204	.485	0-0	.000	96-122	.787	41	110	151	10.1	39	1	20	33	33	7	294	19.6	
30	HAWS, TJ	15-15	468	31.2	73-163	.448	37-90	.411	55-71	.775	2	41	43	2.9	37	1	49	38	3	11	238	15.9	
03	BRYANT, Elijah	13-4	333	25.6	50-111	.450	12-44	.273	38-53	.717	8	38	46	3.5	30	1	32	21	5	11	150	11.5	
04	EMERY, Nick	15-14	426	28.4	56-127	.441	29-75	.387	24-31	.774	0	29	29	1.9	52	3	26	24	4	21	165	11.0	
23	CHILDS, Yoeli	15-15	399	26.6	60-113	.531	0-2	.000	33-53	.623	35	95	130	8.7	40	2	17	23	22	9	153	10.2	
05	ROSE, L.J.	12-12	285	23.8	18-45	.400	5-20	.250	14-16	.875	3	41	44	3.7	13	0	45	15	1	10	55	4.6	
10	BEO, Steven	15-0	183	12.2	11-28	.393	5-16	.313	7-14	.500	0	14	14	0.9	23	0	14	8	0	4	34	2.3	
24	GUINN, Davin	15-0	185	12.3	12-25	.480	4-11	.364	2-4	.500	13	18	31	2.1	16	0	12	4	2	11	30	2.0	
40	AYTES, Jamal	10-0	45	4.5	7-12	.583	0-0	.000	3-6	.500	5	3	8	0.8	7	0	0	6	1	0	17	1.7	
13	LEIFSON, Colby	10-0	35	3.5	5-11	.455	4-9	.444	0-0	.000	0	1	1	0.1	3	0	2	1	0	0	14	1.4	
15	DASTRUP, Payton	11-0	60	5.5	6-19	.316	2-12	.167	0-0	.000	2	11	13	1.2	7	0	3	5	5	1	14	1.3	
31	SHAW, Braiden	14-0	87	6.2	5-11	.455	0-0	.000	4-12	.333	8	17	25	1.8	16	0	1	2	1	5	14	1.0	
44	KAUFUSI, Corbin	10-0	41	4.1	2-6	.333	0-0	.000	2-7	.286	1	5	6	0.6	10	0	0	6	2	1	6	0.6	
02	FRAMPTON, Zach	2-0	5	2.5	0-0	.000	0-0	.000	0-0	.000	0	1	1	0.5	0	0	0	0	0	0	0	0.0	
Team											18	35	53										
Total.....		15	3000		404-875	.462	98-279	.351	278-389	.715	136	459	595	39.7	293	8	221	186	79	91	1184	78.9	
Opponents.....		15	3000		385-942	.409	116-361	.321	193-296	.652	157	397	554	36.9	325	9	221	176	50	90	1079	71.9	

TEAM STATISTICS	BYU	OPP	Date	Opponent	Score	Att.
SCORING	1184	1079	* 12/29/16	SANTA CLARA	w 89-59	17415
Points per game	78.9	71.9	* 12/31/16	at Loyola Marymount	w 81-76	3221
Scoring margin	+7.0	-	* 01/05/17	at Saint Mary's (CA)	L 68-81	3500
FIELD GOALS-ATT	404-875	385-942	* 01/07/17	PACIFIC	w 91-62	13677
Field goal pct	.462	.409	* 01/12/17	SAN FRANCISCO	w 85-75	13917
3 POINT FG-ATT	98-279	116-361	* 01/14/17	at San Diego	L 75-88	2206
3-point FG pct	.351	.321	* 01/19/17	PEPPERDINE	w 99-70	13410
3-pt FG made per game	6.5	7.7	* 01/21/17	at Pacific	w 62-47	4311
FREE THROWS-ATT	278-389	193-296	* 01/26/17	at Santa Clara	L 68-76	2419
Free throw pct	.715	.652	* 01/28/17	LOYOLA MARYMOUNT	w 85-77	15189
F-Throws made per game	18.5	12.9	* 02/02/17	GONZAGA	L 75-85	18987
REBOUNDS	595	554	* 02/04/17	PORTLAND	w 73-62	13775
Rebounds per game	39.7	36.9	* 02/09/17	at Pepperdine	L 83-99	2375
Rebounding margin	+2.7	-	* 02/11/17	at San Francisco	w 68-52	3084
ASSISTS	221	221	* 02/16/17	SAN DIEGO	w 82-70	13440
Assists per game	14.7	14.7				
TURNOVERS	186	176	* = Conference game			
Turnovers per game	12.4	11.7				
Turnover margin	-0.7	-				
Assist/turnover ratio	1.2	1.3				
STEALS	91	90				
Steals per game	6.1	6.0				
BLOCKS	79	50				
Blocks per game	5.3	3.3				
ATTENDANCE	119810	21116				
Home games-Avg/Game	8-14976	7-3017				
Neutral site-Avg/Game	-	0-0				

Score by Periods	1st	2nd	Totals
BYU	560	624	1184
Opponents	531	548	1079



#2 ZACH FRAMPTON
6-3 | 185 | Freshman | Guard
Highland, Utah | Lone Peak HS



#3 ELIJAH BRYANT
6-5 | 210 | Sophomore | Guard
Gwinnett, Georgia | Elon



#4 NICK EMERY
6-2 | 185 | Sophomore | Guard
Alpine, Utah | Lone Peak HS



#5 L.J. ROSE
6-3 | 200 | Senior | Guard
Houston, Texas | Houston




#10 STEPHEN BEO
6-3 | 180 | Freshman | Guard
Richland, Washington | Richland HS



#12 ERIC MIKA
6-10 | 230 | Sophomore | Forward
Alpine, Utah | Lone Peak HS




#13 COLBY LEIFSON
6-4 | 190 | Freshman | Guard
Suwanee, Georgia | North Gwinnett HS



#15 PAYTON DASTRUP
6-10 | 250 | Freshman | Forward
Mesa, Arizona | Mountain View HS



#21 KYLE DAVIS
6-8 | 225 | Senior | Forward
Draper, Utah | Utah State



#23 YOELI CHILDS
6-8 | 225 | Freshman | Forward
South Jordan, Utah | Bingham HS



#24 DAVIN GUINN
6-5 | 190 | Junior | Forward
Murrieta, California | UC Riverside



#30 TJ HAWS
6-4 | 170 | Freshman | Guard
Alpine, Utah | Lone Peak HS



#31 BRAIDEN SHAW
6-9 | 210 | Sophomore | Forward
Eagle, Idaho | Eagle HS



#40 JAMAL AYLES
6-6 | 235 | Junior | Forward
San Diego, California | UNLV



#44 CORBIN KAUFUSI
6-10 | 280 | Junior | Center
Provo, Utah | Timpview HS



DAVE ROSE
Head Coach (11th season)