

BYU BASKETBALL

Kyle Chilton, BYU Athletic Communications | O: 801-422-4909 | C: 801-372-2080 | kyle_chilton@byu.edu | 30 Smith Fieldhouse | Provo, UT | 84602

BYU 2015-16 SCHEDULE

N13	Fri	Utah Valley	BYUtv	W, 85-54
N16	Mon	at Long Beach State	ESPN2	L, 65-66
N20	Fri	Adams State	BYUtv	W, 97-56
N25	Wed	Mississippi Valley State	BYUtv	W, 75-68
N28	Sat	Belmont	BYUtv	W, 95-81
D2	Wed	at Utah	Pac-12 Net L	75-83
D5	Sat	vs. Weber State ^	BYUtv	W, 73-68
D9	Wed	Utah State	BYUtv	W, 80-68
D12	Sat	at Colorado	Pac-12 Net L	83-92
D18	Fri	Central Michigan	BYUtv	W, 98-85
D22	Tue	vs. Harvard# (OT)	ESPNU	L, 82-85
D23	Wed	vs. New Mexico#	ESPNU	W, 96-66
D25	Fri	vs. Northern Iowa#	ESPNU	W, 84-76
D31	Thu	at Saint Mary's*	ESPNU	L, 74-85
J2	Sat	at Pacific*	TWC/ROOT NW	W, 81-67
J7	Thu	Santa Clara*	ESPNU	9 p.m.
J9	Sat	San Francisco*	BYUtv	7 p.m.
J14	Thu	at Gonzaga*	ESPN2	6 p.m.
J16	Sat	at Portland*	ROOT RM/NW	3 p.m.
J21	Thu	at Loyola Marymount*	TWC	8 p.m.
J23	Sat	at Pepperdine*	BYUtv	5 p.m.
J28	Thu	Loyola Marymount*	ESPNU	9 p.m.
J30	Sat	Pepperdine*	ESPN2	8 p.m.
F4	Thu	Saint Mary's*	BYUtv	7 p.m.
F6	Sat	Pacific*	TWC/ROOT RM/NW	2 p.m.
F11	Thu	at San Francisco*	BYUtv	7 p.m.
F13	Sat	at Santa Clara*	TWC/ROOT RM/NW	1 p.m.
F18	Thu	at San Diego*	ESPNU	8 p.m.
F20	Sat	San Diego*	BYUtv	7 p.m.
F25	Thu	Portland*	ESPNU	9 p.m.
F27	Sat	Gonzaga*	ESPN or ESPN2	TBA
M3-8		WCC Basketball Championships		

^ at Vivint Smart Home Arena

Hawaiian Airlines Diamond Head Classic

@ WCC Basketball Championships at Orleans Arena

* WCC Game

All times local to site

SOCIAL MEDIA



Website: www.BYUcougars.com

Facebook: /BYUbasketball | /BYUcougars

Twitter: @BYUbasketball | @BYUcougars

Instagram: BYUcougars

Vine: BYUcougars

Hashtags: #BYUhoops #GoCougs

Follow @BYUgamenotes on Twitter for in-game Cougar achievements, milestones and notes.



SANTA CLARA (5-11, 1-3 WCC) BRONCOS

Head Coach Kerry Keating
Alma Mater Seton Hall, 1993
Division I Career Record . . . 133-150 (9th)
Record at Santa Clara Same

GAME INFORMATION

TV ESPNU
TV Talent Roxy Bernstein (play-by-play)
. Corey Williams (analyst)
Live Video WatchESPN.com
Radio Cougar IMG Sports Network
. KSL 102.7 FM / 1160 AM
Radio Talent Greg Wrubell (play-by-play)
. Mark Durrant (analyst)
Live Stats BYUcougars.com

SERIES INFORMATION

Series Record BYU leads 24-5
Last Meeting BYU won 78-76, 3/7/15
H/A/N 13-2/9-3/2-0



BYU (10-5, 1-1 WCC) COUGARS

Head Coach Dave Rose
Alma Mater Houston, 1983
Career Record 267-93 (11th)
Record at BYU Same

BYU STORYLINES

- Chase Fischer has scored 20-plus in four-straight games for the first time in his career. In Hawaii, he scored a career-best 41 points against New Mexico and followed that up with 26 against Northern Iowa. In the first week of WCC play, Fischer scored 21 at Saint Mary's and 23 at Pacific.
- Kyle Collinsworth posted his eighth career triple-double with 12 points, 10 rebounds and 10 assists vs. Central Michigan. He is the NCAA's career (8) and single-season (6 in 2014-15) triple-double record holder.
- Coach Dave Rose is BYU's all-time leader in winning percentage at 74.2 percent and second in career wins at 267. He has led the Cougars to 10-straight 20-win seasons and 10-straight postseason appearances, including eight NCAA tournament appearances during that stretch.

BYU'S PROJECTED STARTING LINEUP (BASED ON STARTERS FROM PREVIOUS GAME)



#5 | Kyle Collinsworth

Guard
6-6 | 215 | Sr.
Provo, Utah
Provo HS

GP/GS	MPG	Pts	Reb	Ast	Stl	FG%	3PT%	FT%
15/15	34.1	14.7	8.0	7.3	2.1	.443	.167	.670

Last Game: Posted 22 points, 5 rebounds, 8 assists and 3 steals at Pacific

Notes: A team captain ... Nov. 30 WCC Co-Player of the Week and CBS Sports Player of the Week ... owns the NCAA career record for triple-doubles with 8 ... on the Wooden Award, Naismith Trophy and Oscar Robertson Trophy watch lists ... an Allstate NABC Good Works Team nominee



#1 | Chase Fischer

Guard
6-3 | 190 | Sr.
Ripley, West Virginia
Wake Forest

GP/GS	MPG	Pts	Reb	Ast	Stl	FG%	3PT%	FT%
15/15	32.1	18.0	2.3	1.7	1.1	.414	.364	.806

Last Game: Scored 23 points, hit 6 3-pointers and added 4 rebounds, 2 assists at Pacific

Notes: A team captain ... leads BYU with 48 made 3s ... has scored 20 points in at least 3 consecutive games on 2 occasions, including a current 4-game streak ... 9th all-time at BYU in made 3-pointers with 151 ... preseason All-WCC ... one of 10 Cougars all-time to score 40-plus in a game



#4 | Nick Emery

Guard
6-2 | 185 | Fr.
Alpine, Utah
Lone Peak HS

GP/GS	MPG	Pts	Reb	Ast	Stl	FG%	3PT%	FT%
14/10	29.7	14.4	3.3	2.4	1.1	.407	.351	.885

Last Game: Scored 6 points and had 3 rebounds and 1 assist at Pacific

Notes: Has 4 20-point games, tied for 7th most by a BYU freshman ... has scored in double figures and hit a 3 in 11-straight games ... 6th for 3s by a BYU freshman in a season with 34 ... has 6 games with 3-plus 3-pointers, 2nd all-time at BYU by a freshman



#21 | Kyle Davis

Forward
6-8 | 225 | Jr.
Draper, Utah
Utah State

GP/GS	MPG	Pts	Reb	Ast	Blk	FG%	3PT%	FT%
15/15	30.3	12.9	9.9	1.5	1.1	.545	.667	.611

Last Game: Had 4 points, 7 rebounds and a career-best 3 blocks at Pacific

Notes: Has 6 double-doubles this season ... has scored in double figures in 14 of 15 games ... named WCC Player of the Week on Nov. 16, 2015 ... posted 20 rebounds against Utah Valley, a BYU record for rebounds in a season opener



#33 | Nate Austin

Forward
6-11 | 245 | Sr.
Alpine, Utah
Lone Peak HS

GP/GS	MPG	Pts	Reb	Ast	Blk	FG%	3PT%	FT%
15/4	16.9	2.0	5.0	0.8	0.5	.481	.000	.500

Last Game: Totaled 4 points, 10 rebounds and tied his career high with 3 blocks at Pacific

Notes: A team captain ... made his first start of the season vs. New Mexico ... has 57 career starts ... has played in 131 games in his career, tied for 8th all-time at BYU ... 2nd all-time at BYU in offensive rebounds with 261 ... 13th all-time in blocks with 79

OFF THE BYU BENCH


No.	Name	Pos.	Ht.	Wt.	Yr.	Pts.	Reb.	Hometown (Previous School)	Notes
2	Zac Seljaas	G	6-7	215	Fr.	7.6	1.8	Bountiful, Utah (Bountiful HS)	Hit 4 3s, scored 16 points at Pacific ... has hit a 3-pointer in 8-straight games
3	Elijah Bryant ^	G	6-5	210	So.	—	—	Gwinnett, Ga. (Elon)	Transfer from Elon ... CAA ROY in 2014-15 ... sitting out due to NCAA transfer rules
12	Alan Hamson	C	7-2	210	Fr.	—	—	Lindon, Utah (Pleasant Grove HS)	6 bpg as a senior at PGHS ... LDS mission in California ... redshirting this season
15	Jake Toolson	G	6-5	205	So.	3.9	1.6	Gilbert, Arizona (Highland HS)	Taking a leave of absence for medical reasons
24	Davin Guinn	F	6-5	190	So.	—	—	Murrieta, Calif. (UC Riverside)	Played his freshman season at UC Riverside prior to serving a mission in Mexico
25	Jordan Chatman	G	6-5	195	Fr.	2.4	0.6	Vancouver, Wash. (Union HS)	Hit 2 of 2 from the free throw line for 2 points at Pacific
31	Braidon Shaw	F	6-9	210	Fr.	0.6	0.6	Eagle, Idaho (Eagle HS)	Played 1 minute at Pacific
34	Jakob Hartssock	F	6-8	205	Fr.	0.2	0.8	Bartlesville, Okla. (Bartlesville HS)	Saw action at Pacific
40	Jamal Aytes	F	6-6	235	So.	5.3	1.9	San Diego, Calif. (UNLV)	Totaled 4 points and 2 rebounds at Pacific
44	Corbin Kaufusi	C	6-10	255	So.	6.1	3.9	Provo, Utah (Timpview HS)	Had 2 points and 1 rebound at Pacific ... leads BYU with 18 blocks

*Stats from previous school ^ Sitting out due to NCAA transfer rules

#BYUhoops

Career Highlights

- 267-93 overall record (second all-time at BYU in wins) for a BYU record .742 winning percentage
- Currently 8th among active coaches in the NCAA in career winning percentage (as of 1/4/16)
- Reached 200 career victories in his 259th game as a head coach, 15th fastest in NCAA history
- With 257 victories through 10 seasons is sixth all-time for best career starts by wins in NCAA history
- With 232 victories through nine seasons is fifth all-time for best career starts by wins in NCAA history
- With 209 victories through first eight seasons is fourth all-time for best career starts by wins in NCAA history
- With 185 victories through first seven seasons is fourth all-time for best career starts by wins in NCAA history
- With 159 victories through first six seasons is tied for third all-time for best career starts by wins in NCAA history
- With 127 victories through five seasons is sixth all-time for best career starts by wins in NCAA history
- Streak of 10-consecutive 20-win seasons is tied for 20th all-time in NCAA history and tied for the seventh longest current streak (as of the 2014-15 season)
- Four Mountain West Conference regular season titles, a BYU and MWC record
- Three-time MWC Coach of the Year (2006, 2007, 2011)
- Two-time USBWA District VIII Coach of the Year (2006, 2011)
- Naismith Coach of the Year Finalist in 2011
- Honorable Mention for National Coach of the Year by Scout.com (2006)
- Eight trips to the NCAA tournament (a BYU record), including six-consecutive trips from 2007 to 2012 (a BYU record) and back-to-back appearances in 2014 and 2015
- Six-consecutive 25-win seasons (2006-11), and 10-consecutive 20-win seasons, both BYU records
- Holds top two spots for wins in a season in BYU history with 32 in 2010-11 and 30 in 2009-10
- Only BYU coach to win at least 20 games in each of his first 10 seasons
- Took BYU to the Sweet 16 in 2011 for the first time since 1981
- Coached Jimmer Fredette, the 2011 Consensus National Player of the Year
- Inducted into the Dixie State Athletics Hall of Fame on Sept. 14, 2013



Coaching Experience

- BYU Head Coach (2005-present)
- BYU Associate Head Coach (2000-2005)
- BYU Assistant Coach (1997-2000)
- Dixie State Head Coach (1990-1997)
- Dixie State Assistant Coach (1987-1990)
- Assistant coach at Pine View High School (1986-87)
- Head coach at Millard High School (1983-86)

Service

- A member of the National Coaches vs. Cancer Council
- Assisting with the Hope Lodge, a facility to be constructed in Salt Lake City to house families of cancer patients
- NABC Game Pillar Award for Service in 2008
- 63rd recipient of the Dale Rex Memorial Award
- Honorary Chair of the Children with Cancer Christmas Foundation
- Was the first coach in the state of Utah to participate in the American Cancer Society's nationwide Coaches vs. Cancer campaign
- Lobbied before Congress for more funding for cancer research in September 2010

Education

- Houston (1983, B.A.)

Playing Career

- Played baseball and basketball at Dixie State College
- Played for Houston from 1980-83 (played in 1980-81 and 82-83, redshirted in 1981-82)
- Co-captain on the famous "Phi-Slamma Jamma" team that featured Hakeem (then Akeem) Olajuwon and Clyde Drexler
- Helped Houston achieve a No. 1 ranking and reach the national championship game in 1983

Mission

- Manchester England (1977-79)

Personal/Family

- Wife: Cheryl
- Children: Daughter Chanell and husband Brock Reichner, son Garrett and wife Brooke, daughter Taylor
- Dave and Cheryl Rose have seven grandchildren

ROSE'S BYU COACHING LEDGER

Season	Overall	Pct.	Home	Pct.	Away	Pct.	Neutral	Pct.	Conf.	Pct.	Tourney	NCAA/NIT
05-06	20-9	.690	14-1	.933	5-7	.417	1-2	.333	12-4	.750	0-1	0-1 NIT
06-07	25-9	.735	17-0	1.000	6-7	.462	2-2	.500	13-3	.813	2-1	0-1 NCAA
07-08	27-8	.771	16-0	1.000	8-5	.615	3-3	.500	14-2	.875	2-1	0-1 NCAA
08-09	25-8	.758	14-2	.875	9-3	.750	2-3	.400	12-4	.750	1-1	0-1 NCAA
09-10	30-6	.833	15-1	.938	10-4	.714	5-1	.833	13-3	.813	1-1	1-1 NCAA
10-11	32-5	.865	13-1	.929	10-1	.909	9-3	.750	14-2	.875	2-1	2-1 NCAA
11-12	26-9	.743	13-3	.813	8-3	.727	5-3	.625	12-4	.750	1-1	1-1 NCAA
12-13	24-12	.667	15-3	.833	7-5	.583	2-4	.333	10-6	.625	0-1	3-1 NIT
13-14	23-12	.657	14-1	.933	5-8	.385	4-3	.571	13-5	.722	2-1	0-1 NCAA
14-15	25-10	.714	13-3	.813	8-3	.727	4-4	.500	13-5	.722	2-1	0-1 NCAA
15-16	10-5	.667	6-0	1.000	1-4	.200	3-1	.750	0-0	.000	—	—
Totals	267-93	.742	150-15	.909	77-50	.606	40-28	.588	126-38	.768	13-10	7-10

CURRENT MOST CONSECUTIVE DIVISION I 20-WIN SEASONS

Coach, School	Years	No.
Mike Krzyzewski, Duke	1997-2015	19
Bill Self, Tulsa, Illinois, Kansas	1999-2015	17
Mark Few, Gonzaga	2000-2015	16
Thad Matta, Butler, Xavier, Ohio State	2001-2015	15
Rick Pitino, Louisville	2003-2015	13
Roy Williams, North Carolina	2005-2015	11
Dave Rose, BYU	2006-2015	10
Keith Dambrot, Akron	2006-2015	10
Steve Fisher, San Diego State	2006-2015	10
Bo Ryan, Wisconsin	2007-2015	9

BEST CAREER STARTS BY WINS, 10 SEASONS

Coach, School	Date	W	L	Pct.
Roy Williams, Kansas	1989-98	282	62	.820
Everett Case, NC State	1947-56	265	60	.815
Mark Few, Gonzaga	2000-09	264	66	.800
Jamie Dixon, Pittsburgh	2004-13	262	86	.753
Thad Matta, Butler, Xavier, OSU	2001-10	258	85	.752
Dave Rose, BYU	2006-15	257	88	.745
Sean Miller, Xavier, Arizona	2005-14	249	95	.724
Larry Brown, UCLA, Kansas, SMU	1980-81, 84-88, 2013-15	241	94	.719
Denny Crum, Louisville	1972-81	240	64	.789
Jerry Tarkanian, LBSU, UNLV	1969-78	238	41	.853

ROSE'S MILESTONE VICTORIES

Win	Date	Opponent	Score	Record
25	12/06/06	San Jose State	81-69	25-11 (.694)
50	11/23/07	vs. No. 6 Louisville	78-76	50-18 (.735)
75	11/20/08	North Florida	74-41	75-26 (.743)
100	11/20/09	at Hawaii	83-65	100-34 (.746)
125	03/06/10	at TCU	107-77	125-38 (.767)
150	02/09/11	at Air Force	90-52	150-42 (.781)
175	01/16/12	at San Diego	82-63	175-49 (.781)
200	01/19/13	San Diego	74-57	200-59 (.772)
225	02/06/14	Santa Clara	89-76	225-75 (.750)
250	02/07/14	at Loyola Marymount	87-68	250-86 (.744)

BYU VS. SANTA CLARA

Overall Series Record: BYU leads 24-5
 BYU Record in Provo: 13-2
 BYU Record at Santa Clara: 9-3
 BYU Record at Neutral Sites: 2-0
 BYU Record Under Dave Rose: 9-0

Last 10 games vs. Santa Clara

12-31-04	Santa Clara	87-74	W
1-14-12	Santa Clara	95-78	W
2-18-12	at Santa Clara	82-67	W
1-12-13	at Santa Clara	82-64	W
2-2-13	Santa Clara	96-79	W
1-18-14	at Santa Clara	91-81	W
2-6-14	Santa Clara	89-76	W
1-1-15	at Santa Clara	81-46	W
1-31-15	Santa Clara	78-57	W
3-7-15	vs. Santa Clara*	78-76	W

*WCC Tournament

Santa Clara's projected starting lineup

No.	Name	Ht.	Pos.	Ppg	Rpg
23	Jared Brownridge	6-3	G	20.4	3.8
43	Nate Kratch	6-8	F	10.9	9.3
32	KJ Feagin	6-1	G	10.3	2.4
10	Kai Healy	6-4	G	5.1	3.2
50	Emmanuel Ndumanya	6-9	C	1.3	2.8

Santa Clara's last game

W, 84-77 vs. Portland, 1/2/16

BYU	CATEGORY	Santa Clara
10-5, 1-1	W-L	5-11, 1-3
6-4	Last 10	5-5
3-2	Last 5	1-4
82.9	PPG	66.1
73.3	Opp PPG	69.8
+9.5	Margin	-3.6
.470	FG%	.412
.417	FG% Def	.417
.385	3FG%	.350
8.7	3FG/Game	7.3
.366	Opp 3FG%	.337
.673	FT%	.729
41.1	RPG	34.8
35.1	Opp RPG	35.4
+6.0	Margin	-0.6
16.0	Assist/Game	13.9
12.7	TO/Game	12.9
12.9	Opp TO/Game	12.1
+0.2	Margin	-0.9
6.2	Steals/Game	4.1
3.9	Blocks/Game	2.4

BY THE NUMBERS

2 Nick Emery (27) and Kyle Collinsworth (26) both scored 25-plus points against Belmont, the first time BYU has had two players with 25 or more in the same game since March 18, 2010, vs. Florida in the NCAA tournament when Jimmer Fredette had 37 and Michael Loyd Jr. scored 26.

4 BYU had a stretch of shooting 50.0 percent or better over four-straight games (54.7 percent vs. Central Michigan, 50.0 vs. Harvard, 52.5 vs. New Mexico, 50.0 vs. Northern Iowa). The last time BYU had shot 50.0 percent or better in four-straight games was Dec. 2010 vs. Hawaii (50.0), Vermont (55.9), Arizona (51.8) and UCLA (52.9).

8 The number of career triple-doubles for Kyle Collinsworth after his 12-point, 10-rebound and 10-assist performance against Central Michigan. Collinsworth is now the NCAA career record holder for triple-doubles. He had previously been tied with Michael Anderson (Drexel) and Shaquille O'Neal (LSU) for the career record at six. Collinsworth also owns the NCAA single season record, set in 2014-15 when he posted six triple-doubles.

10 The number of consecutive seasons BYU has won at least 20 games. BYU has also reached the postseason in 10-straight seasons. Both streaks are program records.

12 The number of times in his career Kyle Collinsworth has registered double figure assists, a BYU record. This season, Collinsworth has four games with double figure assists, including tying his career high with 11 assists vs. Utah State.

14 The number of consecutive games junior forward Kyle Davis scored in double figures before scoring 4 at Pacific. Davis had 6 double-doubles during that span.

20 Kyle Davis set a BYU record for most rebounds in a season opener, posting 20 boards to go with 17 points against Utah Valley in his Cougar debut.

21 After starting the season 2 of 4 from the free-throw line, freshman Nick Emery made 21-straight attempts before missing his second of two attempts at Pacific.

27 The number of career double-doubles for Kyle Collinsworth, first all-time in BYU history among guards and tied for 9th overall.

68 The number of rebounds posted by BYU against Utah Valley in the season opener, the ninth most in team history and the most by a Cougar team in the Marriott Center.

267 Dave Rose (2005 to present) is second all-time in BYU basketball history with 267 career victories, behind only the great Stan Watts, who coached the Cougars to 371 wins from 1949 to 1972 and was inducted into the Naismith Memorial Basketball Hall of Fame in 1986.

1,360 The number of points Kyle Collinsworth has scored in his career, 21st all-time in BYU history and 12 points from tying Trent Plaisted for 20th.

Collinsworth named a Cousy Award candidate

The Naismith Memorial Basketball Hall of Fame named BYU's Kyle Collinsworth one of 20 watch list finalists for the 2016 Bob Cousy Point Guard of the Year Award presented by College of the Holy Cross. Among the 20 watch list finalists, Collinsworth ranked first in rebounds, third in assists and fifth in steals in 2014-15. See the list of finalists below:

Kyle Collinsworth, BYU	Monte Morris, Iowa State	Kris Dunn, Providence
Tyrone Wallace, California	Frank Mason, Kansas	Carson Puriefoy, Stony Brook
Maodo Lo, Columbia	Tyler Ulis, Kentucky	Jalen Brunson, Villanova
Xavier Rathan-Mayes, Florida State	Melo Trimble, Maryland	Ryan Arcidiacono, Villanova
D'Vauntes Smith-Rivera, Georgetown	Marcus Paige, North Carolina	Fred VanVleet, Wichita State
Juan'ya Green, Hofstra	Demetrius Jackson, Notre Dame	Bronson Koenig, Wisconsin
Yogi Ferrell, Indiana	Gary Payton, Jr., Oregon State	

LAST TIME OUT – BYU EARNS FIRST WCC WIN, DEFEATS PACIFIC 81-67

STOCKTON, California – Chase Fischer and Kyle Collinsworth both scored more than 20 points to lead BYU basketball to a 81-67 win over Pacific on the road Saturday at Alex G. Spanos Center.

BYU (10-5, 1-1) earned its first conference win and its first road win of the season after beating Pacific (3-10, 2-2) on its home court. The Cougars shot 48 percent (11 of 23) from beyond the arc.

Fischer scored 23 points, going 6 of 11 from 3-point range, along with four rebounds. Collinsworth had 22 points, five rebounds and eight assists. Freshman Zac Seljaas also scored in double figures, going for 14 points on four treys and two free throws. He also had five rebounds. Nate Austin led all players in rebounds with 10 to go along with his four points.

The Cougars jumped out to an early 5-0 lead in the game after a bucket from Davis and a 3-pointer from Emery. Pacific held BYU scoreless for five minutes, allowing the Tigers to take a 9-8 lead on a three.

Fischer drilled a 3-pointer at the 11:13 mark to end the drought and put the Cougars back on top, 11-9. The Tigers got within two points before Jamal Aytes hit back-to-back jump shots to put his team back up 21-15 with five minutes left in the half.

Pacific clawed back into it, taking the 24-23 lead on another trey with 3:28 before the break. After making one free throw, Collinsworth missed the second and grabbed the rebound. He found Fischer beyond the arc and he hit a 3-pointer to take the lead back at 29-28 with just 0:49 left before halftime.

BYU ended the half on a 9-0 run spanning 56 seconds. Fischer nailed another three at the buzzer to give his team the 34-28 lead going into the locker room. The Cougars forced 11 turnovers in the first half, earning 18 points off of those miscues.

Collinsworth scored the first basket of the second half for BYU on a drive to the basket, but Pacific kept within striking distance. The Tigers tied the game up 41-41 with 14:07 left to play.

Another 3-pointer from Fischer sparked the Cougars to score 12 unanswered points. A Collinsworth assist to Corbin Kaufusi for the easy dunk put BYU up 55-43 with 9:56 on the clock, capping off the run.

The Cougars went on a quick 8-0 run over one minute, highlighted by a breakaway dunk by Collinsworth off a steal at the 6:12 mark. He was fouled on the dunk and made the free throw to complete the three-point play, extending the lead to 66-50.

Seljaas and Fischer both made 3-pointers down the stretch to keep Pacific at bay. Fischer, Seljaas and Jordan Chatman made free throws in the final two minutes to seal the 81-67 win.

QUICK FACTS

University Information

Location: Provo, Utah 84602
 Elevation: 4,553 feet
 Enrollment: 33,336 (Daytime)
 Founded: October 15, 1875
 Owned: The Church of Jesus Christ of Latter-day Saints
 Nickname: Cougars
 Mascot: Cosmo
 Colors: Blue and White
 Arena (capacity): Marriott Center (18,987)
 Conference: West Coast Conference
 President: Kevin J Worthen (BYU, 1979)
 Athletic Director: Tom Holmoe (BYU, 1983)
 Athletic Website: BYUcougars.com
 Tickets: (801) 422-BYU1 or (800) 322-BYU1

2015-16 Preview

Lettermen Returning/Lost: 6/10
 Newcomers: 6
 Returning Redshirts: 4
 Starters Returning/Lost: 3/2
 Returning Scoring: 37.8% (1,109 of 2,931 pts)
 Returning Rebounding: 43.4% (586 of 1,349 reb)
 Returning Assists: 48.5% (288 of 594 ast)
 Returning Blocks: 47.6% (49 of 103)
 Returning Minutes: 40.7% (2,892 of 7,100)

2014-15 Review

Overall Record: 25-10
 H/A/N Record: 13-3/8-3/4-4
 Conference Record/Finish: 13-5 (2nd)
 2015 Postseason: (0-1 in the NCAA tournament)
 1st Round: Ole Miss – L, 90-94
 2015 Final National Ranking: NR/NR

BYU Coaching Staff

Head Coach: Dave Rose
 Alma Mater (year): Houston (1983)
 Record at School (years): 267-93 (11th year)
 Career Division I Record (years): same
 Basketball Office Fax: (801) 422-5965
 Associate Head Coach (Alma Mater, year)
 Tim LaComb (Utah, 2006)
 Assistant Coaches (Alma Mater, year)
 Terry Nashif (BYU, 2005)
 Quincy Lewis (Wagner, 1993)
 Dir. of Basketball Operations: Andrew May (BYU, 2010)

BYU History

First Year of Basketball: 1903
 All-Time Record: 1748-1053 (.624)
 Winning Seasons: 88 (last 2015)
 Regular Season Conf. Championships: 29 (last 2011)
 Postseason Appearances (record): 40 (30-41)
 Total NCAA Appearances (record): 29 (15-32)
 Last NCAA Appearance: 2015
 First Round: L vs. No. 11 seed Ole Miss, 90-94
 Total NIT Appearances (Record): 11 (15-9)
 Last NIT Appearance: 2013
 Result: Advanced to the semifinals

Media Relations

Men's Basketball Contact: Kyle Chilton
 Cell Phone: 801-372-2080
 Office Phone: 801-422-4909
 Email: kyle_chilton@byu.edu

Media Information

Radio Station: Cougar IMG Sports Network/KSL
 102.7 FM and 1160 AM
 Play-By-Play Announcer: Greg Wrubell
 Beat Writers: Jeff Call, Deseret News
 Darnell Dickson, Daily Herald
 Jay Drew, Salt Lake Tribune

2015-16 BYU STARTING LINEUPS

Opponent	(1)	(2)	(3)	(4)	(5)
Utah Valley	Collinsworth	Fischer	Toolson	Davis	Kaufusi
at Long Beach State	Collinsworth	Fischer	Toolson	Davis	Kaufusi
Adams State	Collinsworth	Fischer	Toolson	Davis	Kaufusi
Mississippi Valley State	Collinsworth	Fischer	Emery	Davis	Kaufusi
Belmont	Collinsworth	Fischer	Emery	Davis	Kaufusi
at Utah	Collinsworth	Fischer	Emery	Davis	Kaufusi
vs. Weber State	Collinsworth	Fischer	Toolson	Davis	Kaufusi
Utah State	Collinsworth	Fischer	Toolson	Davis	Kaufusi
at Colorado	Collinsworth	Fischer	Emery	Davis	Kaufusi
Central Michigan	Collinsworth	Fischer	Emery	Davis	Kaufusi
vs. Harvard	Collinsworth	Fischer	Emery	Davis	Kaufusi
vs. New Mexico	Collinsworth	Fischer	Emery	Davis	Austin
vs. Northern Iowa	Collinsworth	Fischer	Emery	Davis	Austin
at Saint Mary's	Collinsworth	Fischer	Emery	Davis	Austin
at Pacific	Collinsworth	Fischer	Emery	Davis	Austin
Santa Clara					
San Francisco					
at Gonzaga					
at Portland					
at Loyola Marymount					
at Pepperdine					
Loyola Marymount					
Pepperdine					
Saint Mary's					
Pacific					
at San Francisco					
at Santa Clara					
at San Diego					
San Diego					
Portland					
Gonzaga					
Won-Loss Records	(1)	(2)	(3)	(4)	(5)
4-1	Collinsworth	Fischer	Toolson	Davis	Kaufusi
3-3	Collinsworth	Fischer	Emery	Davis	Kaufusi
3-1	Collinsworth	Fischer	Emery	Davis	Austin

GAMES PLAYED (RECORD)

	2015-16	Career
Nate Austin	15 (10-5)	131 (90-41)
Kyle Collinsworth	15 (10-5)	118 (87-31)
Chase Fischer	15 (10-5)	49 (35-12)
Corbin Kaufusi	14 (9-5)	48 (33-15)
Jake Toolson	10 (7-3)	36 (26-10)
Kyle Davis	15 (10-5)	15 (10-5)
Nick Emery	14 (9-5)	14 (9-5)
Jordan Chatman	14 (9-5)	14 (9-5)
Zac Seljaas	14 (9-5)	14 (9-5)
Jakob Hartsock	9 (5-4)	9 (5-4)
Braiden Shaw	8 (6-2)	8 (6-2)
Jamal Aytes	10 (6-4)	10 (6-4)

GAMES STARTED (RECORD)

	2015-16	Career
Kyle Collinsworth	15 (10-5)	109 (79-30)
Nate Austin	4 (3-1)	57 (38-19)
Chase Fischer	15 (10-5)	48 (34-14)
Corbin Kaufusi	11 (7-4)	24 (17-7)
Kyle Davis	15 (10-5)	15 (10-5)
Jake Toolson	5 (4-1)	5 (4-1)
Nick Emery	10 (6-4)	10 (6-4)

STREAKS

Streak	2015-16	Overall
Current won/loss streak	1 win	same
At home	6 wins	12 wins
On the road	1 win	same
On a neutral floor	2 wins	same
At home vs. Nonconference	6 wins	8 wins
At home vs. WCC		6 wins
On the road vs. Nonconference	3 losses	same
On the road vs. WCC	1 win	same
On a neutral floor vs. Nonconference	1 win	same
On a neutral floor vs. WCC		1 loss
At regular season tournament	2 wins	same
At WCC Tournament		1 loss
NCAA Tournament		3 losses
At NIT		1 loss
Games with a 3-point make	15 games	53 games
Vs. In-state teams	2 wins	same
At home vs. in-state teams	2 wins	same
On the road vs. in-state teams	1 loss	same

LEADS AND DEFICITS, BYU'S BIGGEST...

Halftime lead	20 (46-26 vs. Utah Valley)
Halftime lead lost in defeat	—
Halftime deficit	23 (28-51 at Utah)
Halftime deficit erased in victory	2 (40-42 vs. Belmont)
Overall lead	44 (91-47 vs. Adams State)
Margin of victory	41 (97-56 vs. Adams State)
Margin of defeat	11 (74-85 at Saint Mary's)
Lead lost in defeat	8 (10-2 at Long Beach State)
Overall deficit	25 (36-61 at Colorado)
Deficit overcome in victory	11 (14-25 vs. Belmont)

Rose vs. the state

BYU basketball coach Dave Rose has compiled a record of 34-9 vs. in-state opponents since taking over in 2005-06. He has the best winning percentage (.791) of any coach vs. in-state teams during that time and is the most wins, ahead of former Utah State coach Stew Morrill (32-11 vs. in-state teams from 2005-15, a .744 winning percentage). BYU won its opener 85-54 at home against Utah Valley and former BYU assistant Mark Pope on Nov. 13. The Cougars fell 83-75 at Utah on Dec. 2, defeated Weber State 73-68 at Vivint Smart Home Arena on Dec. 5 and defeated Utah State 80-68 at home on Dec. 9.

Opponent	W	L	Opponent	W	L	Opponent	W	L
Utah	12	6	Weber State	11	0	Utah Valley	1	0
Utah State	7	3	Southern Utah	3	0			

AWARDS CANDIDATES

**Kyle Collinsworth
All-America Candidate**

- First on the team in assists and steals, second in rebounding and scoring and third in blocks
- Posted his NCAA career record 8th triple-double with 12 points, 10 rebounds and 10 assists against Central Michigan
- Tied his career high with 16 rebounds against Northern Iowa while adding 12 points, 6 assists and 3 steals
- Nov. 30 Co-WCC and CBS Sports National Player of the Week
- A candidate for the Bob Cousy Award
- Named to the Wooden Award Preseason Top 50
- On the Naismith Trophy Early Season Watch List
- On the Oscar Robertson Trophy Watch List

From CBSsports.com

The wild thing about Collinsworth getting to seven career triple-doubles is that he's done it over the course of 32 GAMES! Yes, that's right: ... he's loaded up a trip-dub in the boxscore one in every 4.5 games.

ESPN's Jay Bilas on Collinsworth

"For anybody to put up a triple-double – I don't care who it's against – is noteworthy. And in the college games, it's only a 40 minute game, it's really hard to do. That's incredibly impressive."

"He plays incredibly hard. To do it in all those different categories is really, really awesome."

ESPN's Sean Farnham on Collinsworth

"This season he gets the #NoLoveTeam All-America nod; next season, he should be on the preseason lists of the top players in the country."

ESPN's Roxy Bernstein on Collinsworth

"If I'm going with the most valuable player, to me it's Collinsworth because of everything he does for BYU. Scores, rebounds, assists, defend, you name it, he does it."

ESPN's Seth Greenberg on Collinsworth (Tweet)

"Kyle Collinsworth might be the most complete player in CBB. Triple double machine don't count out Cougars. Mission reload!"

Chase Fischer

All-Conference, All-District Candidate

- Set Diamond Head Classic records with 41 points and 9 3-point field goals
- Hit 6 3s and scored 23 points at Pacific
- Scored 26 points, hit 4 3-pointers against Northern Iowa
- Has 27 3s this season, including a season-best 5 vs. Belmont
- Finished with 19 points – all in the second half – vs. Belmont
- Scored 26 points – all in the second half – at Utah
- Scored 21 points on 7 of 12 shooting and added 4 steals vs. Weber State
- Had 24 points and 3 steals vs. Utah State
- Scored 23 points and had 3 assists vs. Central Michigan

OVER THE LAST...

- Freshman guard Zac Seljaas is averaging 12.3 points while shooting 69.7 percent (23-33) from 3 over the last 7 games
- After starting the season shooting 44.4 percent (12-27) from the free throw line, junior forward Kyle Davis is shooting 77.8 percent (21-27) over the last 8 games.
- Senior guard and Cousy Award candidate Kyle Collinsworth has totaled 74 assists over the last 9 games for an average of 8.2 per game. He has posted double figure assists 3 times during that stretch.
- As a team, BYU shot 58.9 percent (86-146) from the free throw line through the first 7 games of the season. Over the last 8 games, BYU has made a dramatic improvement, shooting 74.8 percent (122-163), including a season-best performance of 90.5 percent (19-21) against Northern Iowa.

NOTES AND STORYLINES

Dave Rose

BYU head coach Dave Rose has led the Cougars to one of the most successful eras in program history since taking over in 2005. His career record of 267-93 ranks him second in BYU history in total victories and first in winning percentage (.742). Rose has been named conference coach of the year three times, led the Cougars to four conference titles, eight NCAA tournament appearances, two NIT appearances, seven 25-win seasons and 10 20-win seasons. In 2010, he led BYU to its first NCAA tournament victory in 17 years and the Cougars won at least one postseason game in the next three seasons.

Rose among the nation's best

Dave Rose is 8th in career winning percentage among active NCAA Division I head coaches (as of 1/4/16).

Rk	Coach	Yrs.	W	L	Pct.	Rk	Coach	Yrs.	W	L	Pct.
1	Mark Few, Gonzaga	17	450	106	.8094	9	Rick Pitino, Louisville	31	734	256	.7414
2	Roy Williams, UNC	28	764	204	.7893	10	Jamie Dixon, Pittsburgh	13	319	112	.7401
3	John Calipari, Kentucky	24	604	178	.7724	11	Bruce Pearl, Auburn	21	484	170	.7401
4	Mike Krzyzewski, Duke	41	1030	312	.7675	12	Shaka Smart, Texas	7	171	61	.7371
5	Thad Matta, Ohio State	16	411	130	.7597	13	Tim Cluess, Iona	10	223	83	.7288
6	Bill Self, Kansas	23	572	184	.7566	14	Larry Brown, SMU	11	245	94	.7227
7	Sean Miller, Arizona	12	296	100	.7475	15	Jim Boeheim, Syracuse	40	872	335	.7225
8	Dave Rose, BYU	11	267	93	.7417						

Ripley's believe it or not

Ripley, West Virginia, native had himself a morning against New Mexico on day two of the Hawaiian Airlines Diamond Head Classic, setting tournament records with 41 points and 9 3-point field goals. Fischer is one of 10 Cougars (Jimmer Fredette, Tyler Haws, Bob Skousen, Dave Eastis, Timo Saarelainen, Danny Ainge, John Fairchild, Marty Haws, Dick Nemelka) to score 40 in a game and his 9 3-pointers are tied for the second most in a game in BYU history.

BYU Basketball: The Nate Awakens

Coming into the season, senior forward Nate Austin had started his last 50 games played. That stretch included the last five games of the 2012-13 season, all of 2013-14 and the first 10 games of 2014-15 before he suffered a season-ending hamstring injury. Austin came off the bench in the first 11 games this season but on Dec. 23, 2015, in Hawaii, there was an awakening. Have you felt it? Austin started that day against New Mexico and helped the Cougars to a 96-66 win. He has played his best basketball in the last two games against the First Order, averaging 26.0 minutes, 5.0 points, 12.0 rebounds, 1.0 assists and 1.5 blocks per game while shooting 66.7 percent from the field.

Emery ahead of the curve

Emery had a better scoring average than all but three freshmen in BYU history through 10 games played. See below for the top 10 BYU freshmen scorers through their first 10 games.

Rk	Name	Year	Points	Average	Rk	Name	Year	Points	Average
1	Danny Ainge	1978-79	215	21.5	6	Matt Carlino	2011-12	146	14.6
2	Shawn Bradley	1990-91	183	18.3	7	Eric Mika	2013-14	142	14.2
3	Mark Bigelow	1998-99	174	17.4	8	Devin Durrant	1978-79	137	13.7
4	Nick Emery	2015-16	153	15.3	9	Trent Plaisted	2005-06	134	13.4
5	Mekeli Wesley	1997-98	149	14.9	10	Fred Roberts	1978-79	133	13.3

Slow down for what?

While college basketball has been trending toward slower, lower scoring games over the last several seasons, BYU basketball has maintained its high-octane attack. From 2009 to 2015, BYU was one of only two teams along with VMI in the country to be ranked among the top-15 in scoring each year. During that span, the Cougars have finished second (2009-10, 2014-15), third (2013-14), seventh (2010-11), 12th (2012-13) and 13th (2011-12). Through 14 games in 2015-16, BYU is averaging 82.9 points per game.

'What would we do baby, without us?'

Several players on the 2015-16 roster have family ties to former BYU men's and women's basketball players.

- Jordan Chatman: Jeff Chatman, father (1984-88)
- Kyle Collinsworth: Chris Collinsworth, brother (2007-08, 10-12)
- Nick Emery: Jackson Emery, brother (2005-06, 08-11)
- Alan Hamson: Jennifer Hamson, sister (2010-14); Tresa Spaulding Hamson, mother (1983-87)
- Jakob Hartsock: Noah Hartsock, brother (2008-12)
- Corbin Kaufusi: Bronson Kaufusi, brother (2012-13)
- Zac Seljaas: Nancy Seljaas, sister (2002-07)
- Jake Toolson: Danny Ainge, uncle (1977-81)

Missions

Nine of BYU's players and four members of the coaching staff have served missions for The Church of Jesus Christ of Latter-day Saints. See the list below:

Players	Coaches
Nate Austin: McAllen, Texas	Alan Hamson: Ventura, California
Jordan Chatman: Taiwan	Jakob Hartsock: Las Vegas
Kyle Collinsworth: Russia	Corbin Kaufusi: South Korea
Kyle Davis: Detroit	Braiden Shaw: Sacramento, California
Nick Emery: Germany	Terry Nashif: Columbia, South Carolina
	Dave Rose: England
	Tim LaComb: Boston
	Andrew May: Washington, D.C.

Collinsworth's triple-doubles

See below for a list of Kyle Collinsworth's NCAA career record eight triple-doubles:

Opponent	Pts	Reb	Ast	Opponent	Pts	Reb	Ast
vs. Hawai'i, 12/6/14	19	12	10	at Loyola Marymount, 2/7/15	23	12	10
Gonzaga, 12/27/14	19	12	10	vs. Portland, 3/9/15	13	14	11
at San Francisco, 1/3/15	12	12	10	vs. Belmont, 11/28/15	26	10	10
at Pacific, 1/15/15	17	11	11	vs. Central Michigan, 12/18/15	12	10	10

CAREER RECORDS

Points
Rk Name, Years Pts
1 Tyler Haws, 2009-10, 12-15 2,720
2 Jimmer Fredette, 2007-11 2,599

3-Point Field Goals Made

Rk Name, Years 3FG
1 Jimmer Fredette, 2007-11 296
2 Jonathan Tavernari, 2006-10 265

5 3-Pointers Games

Rk Name, Years #
1 Jonathan Tavernari, 2006-10 13
Jimmer Fredette, 2007-11 13

3 3-Pointers Games

Rk Name, Years #
1 Jimmer Fredette, 2007-11 47
2 Jonathan Tavernari, 2006-10 46

Rebounds

Rk Name, Years G Reb Avg
1 Michael Smith, 1983-84, 86-89 122 922 7.6

Steals

Rk Name, Years G Stl Avg
1 Jackson Emery, 2005-06, 08-11 133 249 1.9

Steals Per Game

Rk Name, Years G Stl Avg
1 Jackson Emery, 2005-06, 08-11 133 249 1.87

3-Steals Games

Rk Name, Years #
1 Jackson Emery, 2005-06, 08-11 39
2 Danny Ainge, 1977-81 30

Blocks

Rk Name, Years G Blk Avg
1 Greg Kite, 1979-83 112 208 1.9

Offensive Rebounds

Rk Name, Years G OReb Avg
1 Ken Roberts, 1990-91, 93-96 126 268 2.13

Double-Figure Scoring Games

Rk Name, Years #
1 Tyler Haws, 2009-10, 12-15 122

Assists

Rk Name, Years G Ast Avg
1 Matt Montague, 1996-97, 99-02 122 570 4.7

Assists Per Game

Rk Name, Years G Ast Avg
1 Matt Montague, 1996-97, 99-02 122 570 4.67

10-Assist Games

Rk Name, Years #
1 Kyle Collinsworth, 2010-11, 13-16 12

Games Played

Rk Name, Years GP
1 Charles Abouo, 2008-12 141

Games Started

Rk Name, Years GS
1 Tyler Haws, 2009-10, 2012-15 137

Double-Doubles

Rk Name, Years D-D
1 Kresimir Cosic, 1970-73 48

FRESHMAN SEASON RECORDS

20-Point Games
Rk Name, Years #
1 Danny Ainge, 1977-78 18

3-Point Field Goals

Rk Name, Years #
1 Mark Bigelow, 1998-99 44

3 3-Pointers Games

Rk Name, Years #
1 Matt Carlino, 2011-12 7

FRESHMAN GAME RECORDS

3-Point Field Goals Made
Rk Name vs. Opponent, Date 3FG
1 Mike Rose vs. Southern Utah, 11/21/2003 8

NCAA RECORDS

Career Triple-Doubles
Rk Names, School Last Season Years T-Ds
1 Kyle Collinsworth, BYU 2016 4 8

Season Triple-Doubles

Rk Names, School Yr. Season T-Ds
1 Kyle Collinsworth, BYU Jr. 2014-15 6

BYU BASKETBALL

BYU'S RECORD WHEN/MISCELLANEOUS STATS

BYU'S RECORD WHEN ...

Venue	15-16	H	A	N	Under Rose
Overall	10-5	6-0	1-4	3-1	267-93
Home	6-0	—	—	—	150-15
Away	1-4	—	—	—	77-50
Neutral	3-1	—	—	—	40-28
Lead at the half/end of game...	15-16	H	A	N	Under Rose
BYU leads at the half	8-0	4-0	1-0	3-0	220-27
Opponent leads at the half	1-5	1-0	0-4	0-1	38-61
Score tied at the half	1-0	1-0	0-0	0-0	9-5
BYU leads w/5 min left	10-0	6-0	1-0	3-0	253-9
Opponent leads w/5 min left	0-5	0-0	0-4	0-1	11-82
Score tied w/5 min left	0-0	0-0	0-0	0-0	3-2
BYU leads w/1 min left	10-0	6-0	1-0	3-0	261-2
Opponent leads w/1 min left	0-5	0-0	0-4	0-1	3-86
Score tied w/1 min left	0-0	0-0	0-0	0-0	3-5
Game goes into overtime	0-1	0-0	0-0	0-1	8-8
BYU scores...	15-16	H	A	N	Under Rose
100-plus points	0-0	0-0	0-0	0-0	14-1
90-99 points	4-0	3-0	0-0	1-0	51-3
80-89 points	4-2	2-0	1-1	1-1	90-14
70-79 points	2-2	1-0	0-2	1-0	88-29
60-69 points	0-1	0-0	0-1	0-0	20-40
60 or less points	0-0	0-0	0-0	0-0	4-6
Opponent scores...	15-16	H	A	N	Under Rose
100-plus points	0-0	0-0	0-0	0-0	2-3
90-99 points	4-0	3-0	0-1	0-0	3-11
80-89 points	2-3	2-0	0-2	0-1	17-35
70-79 points	1-0	0-0	0-0	1-0	61-35
60-69 points	5-1	2-0	1-1	2-0	110-9
50-59 points	2-0	2-0	0-0	0-0	54-0
50 or less points	0-0	0-0	0-0	0-0	20-0
BYU double figure scorers	15-16	H	A	N	Under Rose
One player in double figures	0-0	0-0	0-0	0-0	1-4
Two players in double figures	0-0	0-0	0-0	0-0	31-21
Three players in double figures	2-3	0-0	1-2	1-1	92-42
Four players in double figures	5-2	4-0	0-2	1-0	96-21
Five players in double figures	3-0	2-0	0-0	1-0	36-5
Six players in double figures	0-0	0-0	0-0	0-0	10-0
Seven players in double figures	0-0	0-0	0-0	0-0	1-0
Shooting, rebounding and TOs	15-16	H	A	N	Under Rose
BYU shoots 50% or better	5-1	2-0	0-0	3-1	119-10
Opponent shoots 50% or better	1-1	0-0	0-1	1-0	16-33
BYU outshoots opponent	8-2	5-0	0-1	3-1	215-19
Opponent outshoots BYU	2-3	1-0	1-3	0-0	51-72
Teams shoot equal FG%	0-0	0-0	0-0	0-0	1-2
BYU outrebounds opponent	9-1	6-0	1-1	2-0	206-25
Opponent outrebounds BYU	1-3	0-0	0-2	1-1	50-61
BYU, opponent tie in rebounds	0-1	0-0	0-1	0-0	11-7
BYU has a positive TO margin	7-1	4-0	1-1	2-0	168-35
BYU has a negative TO margin	3-1	2-0	0-1	1-0	72-46
BYU, opponent tie in TOs	0-3	0-0	0-2	0-1	27-12
Wins, losses and rest	15-16	H	A	N	Under Rose
Coming off a win	4-5	3-0	0-4	1-1	192-74
Coming off a loss	6-0	3-0	1-0	2-0	75-19
Two-plus days between games	7-5	6-0	0-4	1-1	215-72
One day between games	1-0	0-0	1-0	0-0	38-7
Playing the next day	2-0	0-0	0-0	2-0	14-14
Days	15-16	H	A	N	Under Rose
Monday	0-1	0-0	0-1	0-0	7-3
Tuesday	0-1	0-0	0-0	0-1	37-9
Wednesday	3-1	2-0	0-1	1-0	53-15
Thursday	0-1	0-0	0-1	0-0	32-21
Friday	4-0	3-0	0-0	1-0	28-7
Saturday	3-1	1-0	1-1	1-0	110-38
Christmas Day	1-0	0-0	0-0	1-0	1-0

BYU'S RECORD WHEN ...

On television	15-16	H	A	N	Under Rose
All games on TV	10-5	6-0	1-4	3-1	230-87
On BYUtv	7-0	6-0	0-0	1-0	81-6
On ESPN	0-0	0-0	0-0	0-0	1-3
On ESPN2	0-1	0-0	0-1	0-0	12-18
On ESPN3	2-2	0-0	0-1	2-1	18-8
On ESPNEWS	0-0	0-0	0-0	0-0	1-0
On TWC/ROOT Sports	1-0	0-0	1-0	0-0	8-6
On truTV	0-0	0-0	0-0	0-0	1-4
On CBS	0-0	0-0	0-0	0-0	4-5
On Pac-12 Network	0-2	0-0	0-2	0-0	0-4
Top 25	15-16	H	A	N	Under Rose
vs. a top 25 opponent	0-0	0-0	0-0	0-0	10-27
as a top 25 team	0-0	0-0	0-0	0-0	57-16
Months	15-16	H	A	N	Under Rose
November	4-2	4-0	0-2	0-0	53-14
December	5-3	2-0	0-2	3-1	62-23
January	1-0	0-0	1-0	0-0	62-22
February	0-0	0-0	0-0	0-0	57-13
March	0-0	0-0	0-0	0-0	33-20
April	0-0	0-0	0-0	0-0	0-1
Margin of victory/defeat	15-16	H	A	N	Under Rose
1-4 points	0-2	0-0	0-1	0-1	28-23
5-9 points	3-2	1-0	0-2	2-0	47-27
10-15 points	4-1	3-0	1-1	0-0	69-25
16-19 points	0-0	0-0	0-0	0-0	30-13
20-29 points	0-0	0-0	0-0	0-0	53-5
30-39 points	2-0	1-0	0-0	1-0	26-0
40-49 points	1-0	1-0	0-0	0-0	9-0
50+ points	0-0	0-0	0-0	0-0	5-0
BYU points per possession	15-16	H	A	N	Under Rose
> 1.4	1-0	1-0	0-0	0-0	6-0
1.3-1.399	1-0	0-0	0-0	1-0	19-0
1.2-1.299	3-0	2-0	1-0	0-0	68-0
1.1-1.199	2-0	0-0	0-0	2-0	73-10
1.0-1.099	3-4	3-0	0-3	0-1	76-36
0.9-0.999	0-0	0-0	0-0	0-0	22-31
0.8-0.899	0-1	0-0	0-1	0-0	3-15
< 0.8	0-0	0-0	0-0	0-0	0-1
Opp points per possession	15-16	H	A	N	Under Rose
> 1.4	0-0	0-0	0-0	0-0	0-0
1.3-1.399	0-0	0-0	0-0	0-0	0-2
1.2-1.299	1-1	1-0	0-1	0-0	3-17
1.1-1.199	0-2	0-0	0-2	0-0	12-40
1.0-1.099	4-1	1-0	1-0	2-1	57-29
0.9-0.999	2-0	1-0	0-0	1-0	87-4
0.8-0.899	1-1	1-0	0-1	0-0	56-1
< 0.8	2-0	2-0	0-0	0-0	52-0

DUNKS

	2015-16	Career
Nate Austin	2	18
Kyle Collinsworth	7	57
Corbin Kaufusi	8	18
Kyle Davis	7	7
BYU	24	
Opponents	16	

LATE GAME FREE THROWS, 5:00-2:00

Player	Season	Career
Nate Austin	0-0 (.000)	5-10 (.500)
Kyle Collinsworth	6-10 (.600)	38-61 (.623)
Corbin Kaufusi	0-2 (.000)	3-8 (.375)
Chase Fischer	8-12 (.667)	12-18 (.667)
Jake Toolson	0-0 (.000)	2-2 (1.000)
Jordan Chatman	1-2 (.500)	1-2 (.500)
Braiden Shaw	2-4 (.500)	2-4 (.500)
Kyle Davis	1-2 (.500)	1-2 (.500)
Nick Emery	2-2 (1.000)	2-2 (1.000)
Totals	20-34 (.588)	
Under Rose	668-917 (.728)	

LATE GAME FREE THROWS, 2:00-0:00

Player	Season	Career
Nate Austin	0-0 (.000)	13-20 (.650)
Kyle Collinsworth	12-18 (.667)	43-68 (.632)
Chase Fischer	18-21 (.857)	21-25 (.840)
Corbin Kaufusi	0-0 (.000)	2-3 (.667)
Braiden Shaw	1-2 (.500)	1-2 (.500)
Nick Emery	8-9 (.889)	8-9 (.889)
Kyle Davis	2-3 (.667)	2-3 (.667)
Zac Seljaas	1-2 (.500)	1-2 (.500)
Totals	42-55 (.764)	
Under Rose	870-1157 (.752)	

2015-16 SCORING BY HALF (BYU-OPPONENT)

Opponent	1st half	Margin	FG %	2nd half	Margin	FG %	OT	Margin	FG %	Final	Margin	FG %
Utah Valley	46-26	+20	41.5-27.8	39-28	+11	39.4-25.0	--	--	--	85-54	+31	40.5-26.4
at Long Beach State	30-36	-6	40.0-35.1	35-30	+5	48.3-26.5	--	--	--	65-66	-1	44.1-31.0
Adams State	42-29	+13	57.6-25.7	55-27	+28	61.1-30.0	--	--	--	97-56	+41	59.4-27.7
Miss. Valley State	44-32	+12	48.4-35.5	31-36	-5	44.0-45.5	--	--	--	75-68	+7	46.6-40.6
Belmont	40-42	-2	43.6-51.5	55-39	+16	48.5-46.2	--	--	--	95-81	+14	45.8-49.2
at Utah	28-51	-23	35.5-52.9	47-32	+15	48.5-34.6	--	--	--	75-83	-8	42.2-45.0
vs. Weber State	39-37	+2	60.0-66.7	34-31	+3	54.5-37.9	--	--	--	73-68	+5	57.7-50.9
Utah State	39-24	+15	44.1-24.2	41-44	-3	41.7-46.9	--	--	--	80-68	+12	42.9-35.4
at Colorado	36-48	-12	38.9-52.6	47-44	+3	39.0-36.7	--	--	--	83-92	-9	39.0-45.6
Central Michigan	44-44	0	48.4-48.5	54-41	+13	60.6-45.2	--	--	--	98-85	+13	54.7-46.9
vs. Harvard	29-31	-2	44.4-42.9	37-35	+2	48.1-48.1	16-19	-3	83.3-66.7	82-85	-3	50.0-47.5
vs. New Mexico	46-38	+8	50.0-50.0	50-28	+22	55.6-40.9	--	--	--	96-66	+30	52.5-45.8
vs. Northern Iowa	38-28	+10	53.6-35.5	46-48	-2	46.4-44.1	--	--	--	84-76	+8	50.0-40.0
at Saint Mary's	27-36	-9	28.2-51.9	47-49	-2	57.6-60.7	--	--	--	74-85	-11	41.7-56.4
at Pacific	34-28	+6	35.7-46.2	47-39	+8	51.9-46.4	--	--	--	81-67	+14	43.6-46.3
Santa Clara												
San Francisco												
at Gonzaga												
at Portland												
at Loyola Marymount												
at Pepperdine												
Loyola Marymount												
Pepperdine												
Saint Mary's												
Pacific												
at San Francisco												
at Santa Clara												
at San Diego												
San Diego												
Portland												
Gonzaga												
Season Totals	37.5-35.3	+2.1	44.2-42.4	44.3-36.7	7.6	49.5-40.6	16.0-19.0	-3.0	83.3-66.7	82.9-73.3	+9.5	47.0-41.7

* Superlatives in bold

2015-16 Offensive Trends (BYU-Opponent)

Opponent	Points/Point	Points Off TO	2nd Chance Points	Fastbreak Points	Bench Points	Big Run	Big Lead	
Utah Valley	32	18	18	14	21	7	0	
at Long Beach State	40	26	5	23	18	9	4	
Adams State	68	18	22	14	7	9	16	
Miss. Valley State	32	26	13	17	13	8	12	
Belmont	38	32	22	15	16	3	4	
at Utah	34	36	18	18	18	11	9	
vs. Weber State	40	34	18	10	6	10	6	
Utah State	42	22	13	11	11	11	6	
at Colorado	36	37	18	13	15	10	13	
Central Michigan	36	26	9	7	9	10	17	
vs. Harvard	48	32	12	21	11	10	2	
vs. New Mexico	24	22	19	6	8	4	0	
vs. Northern Iowa	34	22	9	24	9	11	2	
at Saint Mary's	30	42	4	6	14	8	0	
at Pacific	22	26	23	14	17	11	4	
Santa Clara								
San Francisco								
at Gonzaga								
at Portland								
at Loyola Marymount								
at Pepperdine								
Loyola Marymount								
Pepperdine								
Saint Mary's								
Pacific								
at San Francisco								
at Santa Clara								
at San Diego								
San Diego								
Portland								
Gonzaga								
Season Totals	556	419	223	213	193	132	102	
Times Led, Record (W/L/T)	9-2/1-3/0-0	8-1/2-3/0-1	5-5/4-0/1-0	8-3/0-2/2-0	5-0/5-5/0-0			
Under Rose (W/L/T)	172-32/78-59/17-2	210-34/49-53/8-6	169-42/80-47/18-4	194-48/44-31/29-14	155-35/105-55/7-3			

* Superlatives in bold



2015-16 WCC Standings (as of 1/2/16)

	Overall	Pct	WCC	Pct
Saint Mary's	13-1	.923	4-0	1.000
Gonzaga	12-3	.800	4-0	1.000
BYU	10-5	.667	1-1	.500
San Francisco	8-6	.571	2-2	.500
Portland	8-9	.471	2-2	.500
Pacific	3-10	.231	2-2	.500
Pepperdine	8-6	.571	1-2	.333
Santa Clara	5-11	.312	1-3	.250
San Diego	5-8	.385	0-2	.000
Loyola Marymount	7-7	.500	0-3	.000

2015-16 WCC Players of the Week

Nov. 16	Kyle Davis, BYU
Nov. 23	Domantas Sabonis, Gonzaga
Nov. 30	Kyle Collinworth, BYU Kyle Wiltjer, Gonzaga
Dec. 7	Nate Kratch, Santa Clara
Dec. 14	Stacy Davis, Pepperdine
Dec. 21	Domantas Sabonis, Gonzaga
Dec. 28	Alec Wintering, Portland
Jan. 4	Jared Brownridge, Santa Clara

2015-16 Preseason All-WCC Team

Player	School	Yr.	Pos.
Jared Brownridge	Santa Clara	Jr.	G
Kyle Collinworth	BYU	Sr.	G
Stacy Davis	Pepperdine	Sr.	F
Tim Derksen	San Francisco	Sr.	G
Chase Fischer	BYU	Sr.	G
Przemek Karnowski	Gonzaga	Sr.	C
Domantas Sabonis	Gonzaga	So.	F
T.J. Wallace	Pacific	Jr.	G
Kyle Wiltjer	Gonzaga	Sr.	F
Alec Wintering	Portland	Sr.	G

2015-16 WCC Preseason Poll Team (First Place Votes)

Rank	Team	Points
1.	Gonzaga (9)	81
2.	BYU (1)	73
3.	Pepperdine	62
4.	Saint Mary's	58
5.	Portland	43
6.	Santa Clara	37
7.	Pacific	32
7.	San Francisco	32
9.	San Diego	17
10.	Loyola Marymount	15

TEAM

WCC Stats (as of 1/2/16)	All	Conf
Scoring Offense	1	5
Scoring Defense	6	2
Scoring Margin	3	4
FT Percentage	8	8
FG Percentage	3	8
FG Percentage Defense	3	9
3FG Percentage	2	5
3FG Percentage Defense	7	7
3-Point FG Made/Game	3	4
Rebounding Offense	1	4
Rebounding Defense	4	4
Rebounding Margin	3	3
Blocked Shots	3	T3
Assists	2	10
Steals	4	T8
Turnover Margin	5	2
Assist/Turnover Ratio	3	6
Offensive Rebounds	4	1
Defensive Rebounds	2	T7
Defensive Reb Pct	2	1
Offensive Reb Pct	6	2
NCAA Stats (as of 1/4/16)	Rank	Actual
Won-Lost Percentage	98	66.7
Scoring Offense	31	82.9
Scoring Defense	219	73.3
Scoring Margin	71	9.5
Field-Goal Percentage	60	47.0
Field-Goal Pct Defense	127	41.7
3-Point Field Goals/Game	50	8.7
3-Point Field-Goal Pct	40	38.5
3-Point FG Defense	276	36.6
Free-Throw Percentage	230	67.3
Rebound Margin	49	6.0
Assists Per Game	60	16.0
Assist Turnover Ratio	75	1.26
Blocked Shots Per Game	127	3.9
Steals Per Game	186	6.2
Turnovers Per Game	134	12.7
Turnover Margin	181	0.2
Personal Fouls Per Game	124	18.7

INDIVIDUAL

WCC (as of 1/2/16)	Top BYU player - All	Rank	Top BYU player - Conf	Rank
Scoring	Chase Fischer	5	Chase Fischer	3
Rebounding	Kyle Davis	2	Nate Austin	1
FG Percentage	Kyle Davis	7	Kyle Davis	14
Assists	Kyle Collinworth	1	Kyle Collinworth	2
FT Percentage	Chase Fischer	5	Chase Fischer	T14
Steals	Kyle Collinworth	1	Kyle Collinworth	T3
3FG Percentage	Zac Seljaas	1	Jordan Chatman	1
3FG Made/Game	Chase Fischer	1	Chase Fischer	2
Blocked Shots	Corbin Kaufusi	3	Kyle Davis	T2
Assist/TO Ratio	Kyle Collinworth	7	Kyle Collinworth	10
Offensive Rebounds	Kyle Davis	T3	Nate Austin	1
Defensive Rebounds	Kyle Davis	2	Nate Austin	T3
Minutes Played	Kyle Collinworth	7	Kyle Collinworth	T3
NCAA Stats (as of 1/4/16)	BYU Player	Rank	Actual	
Points Per Game	Chase Fischer	72	18.0	
Field Goal Percentage	Kyle Davis	63	54.5	
3-Point Field Goals Per Game	Chase Fischer Nick Emery	22 139	3.2 2.43	
3-Point Field Goal Percentage	Chase Fischer	105	36.4	
Free-Throw Percentage	Chase Fischer	170	80.6	
Rebounds Per Game	Kyle Davis Kyle Collinworth	28 112	9.9 8.0	
Assists Per Game	Kyle Collinworth	5	7.3	
Blocked Shots Per Game	Corbin Kaufusi	169	1.29	
Steals Per Game	Kyle Collinworth	42	2.07	
Assist Turnover Ratio	Kyle Collinworth	164	2.08	
Double-Doubles	Kyle Davis Kyle Collinworth	28 50	6 5	
Triple-Doubles	Kyle Collinworth	1	2	
Offensive Rebounds Per Game	Kyle Davis	104	2.8	
Defensive Rebounds Per Game	Kyle Davis Kyle Collinworth	26 95	7.07 5.67	

No.	Name	Pos.	Ht.	Wt.	Yr.	Hometown (Previous School)	Pronunciations
1	Chase Fischer	G	6-3	190	Sr.	Ripley, W.Va. (Wake Forest)	
2	Zac Seljaas	G	6-7	215	Fr.	Bountiful, Utah (Bountiful HS)	JAMAL AYLES ATE-s or 8's
3	Elijah Bryant	G	6-5	210	So.	Gwinnett, Ga. (Elon)	
4	Nick Emery	G	6-2	185	Fr.	Alpine, Utah (Lone Peak HS)	
5	Kyle Collinsworth	G	6-6	215	Sr.	Provo, Utah (Provo HS)	CORBIN KAUFUSI KAW-foo-see
12	Alan Hamson	C	7-2	210	Fr.	Lindon, Utah (Pleasant Grove HS)	
15	Jake Toolson	G	6-5	205	So.	Gilbert, Ariz. (Highland HS)	
21	Kyle Davis	F	6-8	225	Jr.	Draper, Utah (Utah State)	ZAC SELJAAS SELL-yus
24	Davin Guinn	F	6-5	190	So.	Murrieta, Calif. (UC Riverside)	
25	Jordan Chatman	G	6-5	195	Fr.	Vancouver, Wash. (Union HS)	
31	Braiden Shaw	F	6-9	210	Fr.	Eagle, Idaho (Eagle HS)	BRAIDEN SHAW BRAY-den
33	Nate Austin	F	6-11	245	Sr.	Alpine, Utah (Lone Peak HS)	
34	Jakob Hartsock	F	6-8	205	Fr.	Bartlesville, Okla. (Bartlesville HS)	
40	Jamal Ayles	F	6-6	235	So.	San Diego, Calif. (UNLV)	
44	Corbin Kaufusi	C	6-10	255	So.	Provo, Utah (Timpview HS)	

Head Coach: Dave Rose, 11th year (Houston, 1983)
 Associate Head Coach: Tim LaComb (Utah, 2006)
 Assistant Coaches: Terry Nashif (BYU, 2005); Quincy Lewis (Wagner, 1993)
 Director of Basketball Operations: Andrew May (BYU, 2010)
 Coordinator of Player Development: Garrett Faucette (BYU, 2008)
 Team Trainer: Robert Ramos (BYU, 1995)
 Strength and Conditioning Coach: Bob Medina (UNLV, 1988)

2015-16 SEASON AND CAREER HIGHS

#	Player		Points	Rebounds	Assists
1	Chase Fischer	Season	41 vs. New Mexico	5, twice, last vs. New Mexico	4 vs. New Mexico
		Career	Same	5, 5 times, last vs. New Mexico (15-16)	5, vs. LBSU, vs. Hawai'i (14-15)
2	Zac Seljaas	Season	25 vs. Central Michigan	5 vs. Central Michigan, at Saint Mary's	3 vs. Central Michigan, vs. Northern Iowa
		Career	Same	Same	Same
4	Nick Emery	Season	27 vs. Belmont	7 vs. Central Michigan	7 vs. MVSU
		Career	Same	Same	Same
5	Kyle Collinsworth	Season	26 vs. Belmont	16 vs. Northern Iowa	11 vs. Utah State
		Career	28 vs. Gonzaga (2015 WCC)	16, twice, last vs. Northern Iowa (15-16)	11, 4 times, last vs. Utah State (15-16)
15	Jake Toolson	Season	7 vs. Weber State	3 vs. Utah Valley, vs. Adams State	3 vs. Adams State
		Career	15 vs. Southern Virginia (14-15)	7 vs. Southern Virginia (14-15)	4 vs. Southern Virginia (14-15)
21	Kyle Davis	Season	23 vs. Harvard	20 vs. Utah Valley	4 vs. Utah State, vs. Central Michigan
		Career	Same	Same	Same
25	Jordan Chatman	Season	8 at Long Beach State, at Saint Mary's	2 vs. Utah Valley, at Long Beach State	2 vs. Adams State
		Career	Same	Same	Same
31	Braiden Shaw	Season	3 vs. Adams State	2 vs. Utah Valley, vs. Adams State	—
		Career	Same	Same	Same
33	Nate Austin	Season	6 at Saint Mary's	14 at Saint Mary's	2, 3 times, last at Saint Mary's
		Career	15 vs. Weber State (11-12)	16 vs. San Francisco (13-14)	4 vs. ENMU (12-13), vs. PVAMU (13-14)
34	Jakob Hartsock	Season	2 vs. Utah Valley	4 vs. Utah Valley	1 vs. Adams State
		Career	Same	Same	Same
40	Jamal Ayles	Season	11 vs. Adams State	6 vs. New Mexico	1 vs. Adams State
		Career	Same	Same	Same
44	Corbin Kaufusi	Season	17 at Long Beach State	10 at Long Beach State	1, 5 times, last vs. Harvard
		Career	Same	Same	1, 8 times, last vs. Harvard (15-16)

GEOGRAPHIC BREAKDOWN

Arizona	Jake Toolson
California	Jamal Ayles Davin Guinn
Georgia	Elijah Bryant
Idaho	Braiden Shaw
Oklahoma	Jakob Hartsock
Utah	Nate Austin, Kyle Collinsworth, Kyle Davis, Nick Emery, Alan Hamson, Corbin Kaufusi, Zac Seljaas Corbin Kaufusi
Washington	Jordan Chatman
West Virginia	Chase Fischer

CLASS BREAKDOWN

Seniors	Juniors	Sophomores	Freshmen
Nate Austin Kyle Collinsworth Chase Fischer	Kyle Davis	Jamal Ayles Elijah Bryant Davin Guinn Corbin Kaufusi Jake Toolson	Jordan Chatman Nick Emery Alan Hamson Jakob Hartsock Zac Seljaas Braiden Shaw
*Sitting out 2015-16 due to NCAA transfer rules			

#1 • CHASE FISCHER
6-3 • 190 • SR • GUARD



RIPLEY, WEST VIRGINIA
WAKE FOREST

2015-16 SEASON HIGHS

PTS	41 vs. New Mexico – 12/23/15
1st H	19 vs. New Mexico – 12/23/15
2nd H	26 at Utah – 12/02/15
REB	5, twice, last vs. New Mexico – 12/23/15
AST	4 vs. New Mexico – 12/23/15
STL	4 vs. Weber State – 12/05/15
BLK	1 vs. ASU – 11/20/15
FGM	12 vs. New Mexico – 12/23/15
FGA	21 vs. New Mexico – 12/23/15
3PM	9 vs. New Mexico – 12/23/15
3PA	14 vs. New Mexico – 12/23/15
FTM	8, twice, last vs. Northern Iowa – 12/25/15
FTA	9 vs. New Mexico – 12/23/15

CAREER

PTS	41 vs. New Mexico – 12/23/15
1st H	27 vs. Chaminade – 11/25/14
2nd H	26 at Utah – 12/02/15
REB	5, 5 times, last vs. New Mexico – 12/23/15
AST	5, twice, last vs. Hawai'i – 12/6/14
STL	4 vs. Weber State – 12/05/15
BLK	1, 3 times, last vs. ASU – 11/20/15
FGM	12 vs. New Mexico – 12/23/15
FGA	21 vs. New Mexico – 12/23/15
3PM	10 vs. Chaminade – 11/25/14
3PA	14 vs. New Mexico – 12/23/15
FTM	8, twice, last vs. Northern Iowa – 12/25/15
FTA	9 vs. New Mexico – 12/23/15

MISCELLANEOUS

	15-16	Career
Double-Figure Points	10 (8-2)	31 (26-5)
20-plus Points	9 (7-2)	15 (12-3)
Double-Figure Reb	0 (0-0)	0 (0-0)
Double-Doubles	0 (0-0)	0 (0-0)
3-plus Steals	2 (2-0)	3 (3-0)
3-plus Blocks	0 (0-0)	0 (0-0)
3-plus 3-point FG	10 (9-1)	27 (23-4)
Scoring Leader	8 (6-2)	12 (10-2)
Rebound Leader	0 (0-0)	0 (0-0)
Assist Leader	0 (0-0)	0 (0-0)

CAREER STATISTICS (ALL GAMES)

Year	GP	GS	Min	Avg	FG	FGA	Pct	3FG	FGA	Pct	FT	FTA	Pct	Off	Def	TR	Avg	PF	FO	A	TO	Blk	Stl	Pts	Avg
2014-15	34	33	914	26.9	147	351	.419	103	248	.415	51	65	.785	10	64	74	2.2	50	0	67	49	2	25	448	13.2
2015-16	15	15	482	32.1	84	203	.414	48	132	.364	54	67	.806	7	28	35	2.3	26	1	26	27	1	16	270	18.0
TOTAL	49	48	1396	28.5	231	554	.417	151	380	.397	105	132	.795	17	92	109	2.2	76	1	93	76	3	41	718	14.7

CAREER STATISTICS (CONFERENCE GAMES)

Year	GP	GS	Min	Avg	FG	FGA	Pct	3FG	FGA	Pct	FT	FTA	Pct	Off	Def	TR	Avg	PF	FO	A	TO	Blk	Stl	Pts	Avg
2014-15	17	16	416	24.5	69	164	.421	48	115	.417	26	32	.813	6	33	39	2.3	19	0	28	21	1	12	212	12.5
2015-16	2	2	71	35.5	15	34	.441	8	19	.421	6	8	.750	1	4	5	2.5	5	0	4	3	0	1	44	22.0
TOTAL	19	18	487	25.6	84	198	.424	56	134	.418	32	40	.800	7	37	44	2.3	24	0	32	24	1	13	256	13.5

2015-16 SEASON — PPG: 18.0 RPG: 2.3 APG: 1.7 SPG: 1.1 BPG: 0.1 FG%: .414 3FG%: .364 FT%: .806

2015-16 • Senior

- A team captain
- Named to the Diamond Head Classic All-Tournament Team
- Scored 26 points and hit 8 of 8 FTs vs. Northern Iowa
- Scored a career-high 41 points and hit 9 3s – both Diamond Head Classic records – against New Mexico ... also had 5 boards and 4 assists
- Scored 19 points – all in the second half – on 5 3-pointers and added 2 rebounds, 3 assists and 1 steal vs. Belmont
- Scored 26 points – all in the second half – on 8 of 15 shooting from the field and 7 of 8 shooting from the free throw line at Utah
- Totaled 21 points and added 5 rebounds and 4 steals vs. Weber State
- Had 24 points vs. Utah State, his 3rd-straight 20-plus point game

2014-15 • Junior

- A team captain
- Ranked 10th in the nation in 3-point field goals, 18th in 3-point field goals per game, 22nd in 3-point field goal attempts and 27th in 3-point field-goal percentage
- Ranked 1st in the WCC in 3-point field goals made, 8th in 3-point field goal percentage and 13th in scoring
- Set the BYU record for 3-pointers in a game with 10 vs. Chaminade at the Maui Invitational
- Ranked 2nd in BYU history for 3-pointers in a single season (103) and 4th in 3-point field goal percentage (.415, minimum 70 3-point field goals made)
- Ranked 2nd in BYU history for games with 5 3-pointers (8) and is tied for second in games with 3 3-pointers (17)

Before BYU

- Played in 62 games and started six times for the Wake Forest Demon Deacons in 2011-12 and 2012-13
- A team captain as a sophomore in 2012-13
- As a sophomore averaged 4.5 points and 1.1 rebounds in 14.2 minutes per game while shooting .395 from the field, .422 from three and .600 from the free-throw line
- Scored a career-high 15 points while hitting a career-best 5 of 8 from three vs. High Point on Dec. 5, 2012
- Scored in double figures five times and hit two-plus threes 10 times
- As a freshman in 2011-12 averaged 6.3 points, 2.2 rebounds and 1.5 assists in 26.1 minutes per game and shot .350 from the field, .320 from three and .821 from the free-throw line
- Scored in double figures nine times and hit two-plus threes 12 times
- Prepped at Ripley High School
- A 2011 first-team Parade All-American
- 2011 Gatorade Boys Basketball Player of the Year for the state of West Virginia and a McDonald's All-America nominee
- Two-time first team all-state selection in 2009-10 and 2010-11
- Received the 2011 Bill Evans Award, which goes to the state's player of the year (was second in the voting as a junior)

Personal

- Parents are John and Robin Fischer
- Older brother Noah played college basketball at Marshall and University of Charleston
- Before committing to Wake Forest was also recruited by Marshall, Ohio, UCF and VCU

2015-16 GAME-BY-GAME

Opponent	Date	GS	Min	FG	FGA	Pct	3FG	FGA	Pct	FT	FTA	Pct	Off	Def	TR	Avg	PF	FO	A	TO	Blk	Stl	Pts	Avg	
Utah Valley	11/13/15	*	27	7	13	.538	3	7	.429	3	3	1.000	0	1	1	1.0	0	0	1	0	1	0	1	20	20.0
at Long Beach State	11/16/15	*	25	1	7	.143	0	4	.000	0	0	.000	0	0	0	0.5	5	1	2	2	0	0	2	11.0	
Adams State	11/20/15	*	25	2	9	.222	1	8	.125	2	2	1.000	0	3	3	1.3	1	0	3	3	1	0	7	9.7	
Mississippi Valley State	11/25/15	*	27	3	10	.300	3	10	.300	0	0	.000	1	1	2	1.5	1	0	2	2	0	0	9	9.5	
Belmont	11/28/15	*	33	5	16	.313	5	10	.500	4	6	.667	1	1	2	1.6	1	0	3	1	0	1	19	11.4	
at Utah	12/02/15	*	36	8	15	.533	3	7	.429	7	8	.875	0	2	2	1.7	1	0	1	3	0	2	26	13.8	
vs. Weber State	12/05/15	*	35	7	12	.583	4	8	.500	3	4	.750	0	5	5	2.1	1	0	1	4	0	4	21	14.9	
Utah State	12/09/15	*	35	7	16	.438	4	9	.444	6	6	1.000	0	4	4	2.4	1	0	0	4	0	3	24	16.0	
at Colorado	12/12/15	*	27	2	14	.143	0	9	.000	0	1	.000	2	1	3	2.4	2	0	0	2	0	2	4	14.7	
Central Michigan	12/18/15	*	37	8	17	.471	4	12	.333	3	5	.600	0	0	0	2.2	3	0	3	0	0	1	23	15.5	
vs. Harvard	12/22/15	*	30	0	5	.000	0	4	.000	4	7	.571	0	2	2	2.2	2	0	1	0	0	0	4	14.5	
vs. Auburn/New Mexico	12/23/15	*	37	12	21	.571	9	14	.643	8	9	.889	2	3	5	2.4	0	0	4	0	0	0	41	16.7	
vs. Northern Iowa	12/25/15	*	37	7	14	.500	4	11	.364	8	8	1.000	0	1	1	2.3	3	0	1	2	0	1	26	17.4	
at Saint Mary's	12/31/15	*	34	8	18	.444	2	8	.250	3	4	.750	0	1	1	2.2	4	0	2	2	0	0	21	17.6	
at Pacific	01/02/16	*	37	7	16	.438	6	11	.545	3	4	.750	1	3	4	2.3	1	0	2	1	0	1	23	18.0	
Santa Clara	01/07/16																								
San Francisco	01/09/16																								
at Gonzaga	01/14/16																								
at Portland	01/16/16																								
at Loyola Marymount	01/21/16																								
at Pepperdine	01/23/16																								
Loyola Marymount	01/28/16																								
Pepperdine	01/30/16																								
Saint Mary's	02/04/16																								
Pacific	02/06/16																								
at San Francisco	02/11/16																								
at Santa Clara	02/13/16																								
at San Diego	02/18/16																								
San Diego	02/20/16																								
Portland	02/25/16																								
Gonzaga	02/27/16																								
Totals			15	482	84	203	.414	48	132	.364	54	67	.806	7	28	35	2.3	26	1	26	27	1	16	270	18.0

#2 • ZAC SELJAAS
6-7 • 215 • FR • GUARD



BOUNTIFUL, UTAH
BOUNTIFUL HS

2015-16 SEASON HIGHS

PTS	25 vs. CMU – 12/1/8/15
1st H	6, twice, last vs. Harvard – 12/22/15
2nd H	19 vs. CMU – 12/1/8/15
REB	5, twice, last at Pacific 01/02/16
AST	3 vs. CMU – 12/1/8/15
STL	2, twice, last vs. New Mexico – 12/23/15
BLK	1, twice, last vs. Utah State – 12/09/15
FGM	9 vs. CMU – 12/1/8/15
FGA	13 vs. CMU – 12/1/8/15
3PM	7 vs. CMU – 12/1/8/15
3PA	9 vs. CMU – 12/1/8/15
FTM	1 vs. Weber State – 12/05/15
FTA	2 vs. Weber State – 12/05/15

MISCELLANEOUS

	15-16	Career
Double-Figure Points	4 (3-1)	4 (3-1)
20-plus Points	1 (1-0)	1 (1-0)
Double-Figure Reb	0 (0-0)	0 (0-0)
Double-Doubles	0 (0-0)	0 (0-0)
3-plus Steals	0 (0-0)	0 (0-0)
3-plus Blocks	0 (0-0)	0 (0-0)
3-plus 3-point FG	4 (3-1)	4 (3-1)
Scoring Leader	1 (1-0)	1 (1-0)
Rebound Leader	0 (0-0)	0 (0-0)
Assist Leader	0 (0-0)	0 (0-0)

2015-16 SEASON — PPG: 7.6 RPG: 1.8 APG: 0.5 SPG: 0.6 BPG: 0.1 FG%: .581 3FG%: .622 FT%: .667

2015-16 • Freshman

- Totalled career highs of 25 points, 7 3s, 5 rebounds, 3 assists and 2 steals vs. Central Michigan ... his 7 3s are the second most in a single game by a BYU freshman
- Hit 3 of 3 from 3, scored 12 points and added 3 rebounds, 3 assists and 1 steal vs. Northern Iowa
- Hit a pair of 3s for 6 points and added 1 rebound against Adams State
- Was 6 of 8 and 3 of 5 from 3-point range in the second half against Colorado finishing with career-high 18 points on 7 of 11 shooting
- Had 8 points, hit 2 3-pointers and added 2 rebounds and 1 steal vs. Harvard

Before BYU

- A four-year letterman for coach Mike Maxwell at Bountiful High School
- Finished Bountiful career with totals of 1,704 points, 494 rebounds, 325 assists, 140 steals and 217 3-point field goals
- Named the Utah Gatorade Player of the Year
- Named the 4A MVP and first-team all-state by the Deseret News, received All-Tribune (top players in the state regardless of classification) honors from the Salt Lake Tribune and named the Standard Examiner All-Area MVP
- Led Bountiful to a record of 22-6 overall and 14-0 in Region and the 4A state title
- Averaged 25.4 points, 6.1 rebounds, 4.3 assists and 1.7 steals and hit 82 threes
- Named to the 4A all-state first team by the Deseret News and the Salt Lake Tribune as a junior

- Led Bountiful to a record of 26-1 overall and 14-0 in Region 6 and the 4A state title
- Averaged 18.6 points, 6.1 rebounds, 3.6 assists and 1.7 steals and hit 70 threes
- Posted season highs of 33 points, 13 rebounds, 8 assists and 5 steals
- Named to the 4A all-state second team by the Deseret News and the Salt Lake Tribune as a sophomore
- Led Bountiful to a record of 21-4 overall and 10-0 in Region 6 and the 4A state semifinals
- Averaged 15.3 points, 4.3 rebounds, 3.2 assists and 1.3 steals and hit 49 threes
- Ranked 58th among small forwards in the class of 2015 by ESPN.com
- Played AAU basketball for the Utah Prospects and was coached by Lynn Lloyd

Personal

- Parents are Gary and Carleen Seljaas
- Has two sisters and one brother
- Sister Nancy played at BYU from 2002-05

2015-16 GAME-BY-GAME

Opponent	Date	GS	Min	FG	FGA	Pct	3FG	FGA	Pct	FT	FTA	Pct	Off	Def	TR	Avg	PF	FO	A	TO	Blk	Stl	Pts	Avg
Utah Valley	11/13/15	10	1	4	.250	1	3	.333	0	0	.000	0	2	2	2.0	0	0	0	0	1	0	3	3.0	
at Long Beach State	11/16/15		2	0	.000	0	0	.000	0	0	.000	0	0	0	1.0	0	0	0	1	0	0	0	1.5	
Adams State	11/20/15		5	2	1.000	2	2	1.000	0	0	.000	0	1	1	1.0	1	0	0	0	0	0	6	3.0	
Mississippi Valley State	11/25/15		11	1	.250	1	3	.333	0	0	.000	0	2	2	1.3	0	0	0	2	0	0	3	3.0	
Belmont	11/28/15																							
at Utah	12/02/15		6	1	.500	0	1	.000	0	0	.000	0	0	0	1.0	0	0	0	0	0	0	2	2.8	
vs. Weber State	12/05/15		15	1	.500	0	1	.000	1	2	.500	0	1	1	1.0	2	0	0	0	0	0	3	2.8	
Utah State	12/09/15		9	1	.500	1	2	.500	0	0	.000	0	0	0	0.9	2	0	0	0	1	0	3	2.9	
at Colorado	12/12/15		22	7	.636	4	7	.571	0	0	.000	1	2	3	1.1	3	0	0	0	0	1	18	4.8	
Central Michigan	12/18/15		30	9	.692	7	9	.778	0	0	.000	1	4	5	1.6	1	0	3	0	0	2	25	7.0	
vs. Harvard	12/22/15		27	3	.500	2	4	.500	0	0	.000	0	2	2	1.6	5	1	0	2	0	1	8	7.1	
vs. Auburn/New Mexico	12/23/15		16	2	.667	2	2	1.000	0	0	.000	0	1	1	1.5	2	0	1	0	0	2	6	7.0	
vs. Northern Iowa	12/25/15		29	3	1.000	3	3	1.000	3	5	.600	0	3	3	1.7	3	0	3	1	0	1	12	7.4	
at Saint Mary's	12/31/15		17	1	.500	1	2	.500	0	0	.000	0	0	0	1.5	1	0	0	0	0	0	3	7.1	
at Pacific	01/02/16		27	4	.500	4	6	.667	2	2	1.000	1	4	5	1.8	1	0	0	1	0	1	14	7.6	
Santa Clara	01/07/16																							
San Francisco	01/09/16																							
at Gonzaga	01/14/16																							
at Portland	01/16/16																							
at Loyola Marymount	01/21/16																							
at Pepperdine	01/23/16																							
Loyola Marymount	01/28/16																							
Pepperdine	01/30/16																							
Saint Mary's	02/04/16																							
Pacific	02/06/16																							
at San Francisco	02/11/16																							
at Santa Clara	02/13/16																							
at San Diego	02/18/16																							
San Diego	02/20/16																							
Portland	02/25/16																							
Gonzaga	02/27/16																							
Totals			0	226	36	.581	28	45	.622	6	9	.667	3	22	25	1.8	21	1	7	7	2	8	106	7.6

CAREER STATISTICS (ALL GAMES)

Year	GP	GS	Min	Avg	FG	FGA	Pct	3FG	FGA	Pct	FT	FTA	Pct	Off	Def	TR	Avg	PF	FO	A	TO	Blk	Stl	Pts	Avg
2015-16	14	0	226	16.1	36	62	.581	28	45	.622	6	9	.667	3	22	25	1.8	21	1	7	7	2	8	106	7.6
TOTAL	14	0	226	16.1	36	62	.581	28	45	.622	6	9	.667	3	22	25	1.8	21	1	7	7	2	8	106	7.6

CAREER STATISTICS (CONFERENCE GAMES)

Year	GP	GS	Min	Avg	FG	FGA	Pct	3FG	FGA	Pct	FT	FTA	Pct	Off	Def	TR	Avg	PF	FO	A	TO	Blk	Stl	Pts	Avg
2015-16	2	0	44	22.0	5	10	.500	5	8	.625	2	2	1.00	1	4	5	2.5	2	0	0	1	0	1	17	8.5
TOTAL	2	0	44	22.0	5	10	.500	5	8	.625	2	2	1.00	1	4	5	2.5	2	0	0	1	0	1	17	8.5

#4 • NICK EMERY
6-2 • 185 • FR • GUARD



ALPINE, UTAH
LONE PEAK HS

2015-16 SEASON HIGHS

PTS	27 vs. Belmont – 11/28/15
1st H	16 vs. ASU – 11/20/15
2nd H	18 at Colorado – 12/12/15
REB	7 vs. CMU – 12/18/15
AST	7 vs. MVSU – 11/25/15
STL	3 vs. ASU – 11/20/15
BLK	1 at Colorado, 12/12/15
FGM	9, twice, last vs. Belmont – 11/28/15
FGA	17 vs. Belmont – 11/28/15
3PM	5, twice, last vs. New Mexico – 12/23/15
3PA	11, twice, last at Colorado – 12/12/15
FTM	4 vs. Belmont – 11/28/15
FTA	4 vs. Belmont – 11/28/15

MISCELLANEOUS

	15-16	Career
Double-Figure Points	12 (8-4)	12 (8-4)
20-plus Points	4 (3-1)	4 (3-1)
Double-Figure Reb	0 (0-0)	0 (0-0)
Double-Doubles	0 (0-0)	0 (0-0)
3-plus Steals	1 (1-0)	1 (1-0)
3-plus Blocks	0 (0-0)	0 (0-0)
3-plus 3-point FG	7 (4-3)	7 (4-3)
Scoring Leader	4 (3-1)	4 (3-1)
Rebound Leader	0 (0-0)	0 (0-0)
Assist Leader	2 (2-0)	2 (2-0)

2015-16 SEASON — PPG: 14.4 RPG: 3.3 APG: 2.4 SPG: 1.1 BPG: 0.1 FG%: .407 3FG%: .351 FT%: .885

2015-16 • Freshman

- Made 21 consecutive free throws spanning Nov. 28 to Jan. 2
- Scored 20 points, hit 5 of 10 from 3 and added 4 assists vs. New Mexico
- Totaled 20 points, 2 rebounds, 6 assists and 3 steals and hit 2 3s against Adams State
- Let BYU with 18 points and 7 rebounds vs. MVSU
- Scored 27 points, hit 5 3-pointers and added 4 rebounds, 4 assists and 2 steals vs. Belmont
- Totaled 17 points and a career-best 6 rebounds vs. Utah State
- Led BYU with 23 points at Colorado

Before BYU

- A four-year starter for Quincy Lewis at Lone Peak High School
- Career totals of 1,953 points (first all-time at Lone Peak) and 269 threes and averages of 19.9 points and 2.7 threes per game
- Career highs of 39 points, 8 threes, 10 rebounds, 8 assists and 8 steals
- As a senior, helped lead Lone Peak to 26-1 record, the 2012-13 MaxPreps National Title and the 5A Utah state title
- Averaged 17.9 points, 3.8 rebounds, 3.7 assists and 2.9 steals as a senior
- Named a third-team All-American by MaxPreps.com
- Named the 2012-13 Mr. Basketball by the Deseret News, the 5A MVP by the Salt Lake Tribune, the Utah Gatorade Player of the Year and the Valley Player of the Year by the Daily Herald

- As a junior averaged 21.6 points, 3.4 threes, 4.0 rebounds, 2.3 assists and 2.4 steals and led Lone Peak to a 22-3 record, the 5A state title and a No. 24 national ranking (Maxpreps.com)
- Named the 5A MVP by the Deseret News, first-team all-state by the Salt Lake Tribune and Valley Player of the Year by the Daily Herald
- As a sophomore averaged 21.7 points and 2.8 threes per game and led Lone Peak to a 24-1 record, the 5A state title and a No. 21 national ranking (Maxpreps.com)
- Named the 5A MVP by the Deseret News, Utah Gatorade Player of the Year and first-team all-state by the Salt Lake Tribune
- In the class of 2013 is ranked No. 45 by ESPN.com, No. 79 by Scout.com and No. 89 by Rivals.com
- Ranked No. 9 by ESPN.com and No. 18 by Rivals.com among point guards in the class of 2013
- Ranked No. 19 among shooting guards by Scout.com
- Played for the Utah Reign Travel Team
- Named a top performer at the 2012 Philly Hoop Group Jamfest
- Attended the CP3 Elite Guard Camp run by Chris Paul and the NBPA Top 100 camp at the University of Virginia
- Also played for Salt Lake Metro and was coached by Golden Holt, Marty Haws and Dave Hammer

Personal

- Parents are Derek and Patti Emery
- Has two brothers, Alex and Jackson, and one sister, Annie
- Brother Jackson played at BYU (2005-06, 08-11) and is the program's all-time steals leader
- Served a mission for The Church of Jesus Christ of Latter-day Saints in Germany

2015-16 GAME-BY-GAME

Opponent	Date	GS	Min	FG	FGA	Pct	3FG	FGA	Pct	FT	FTA	Pct	Off	Def	TR	Avg	PF	FO	A	TO	Blk	Stl	Pts	Avg
Utah Valley	11/13/15		22	4	11	.364	1	2	.500	1	2	.500	1	2	4	4.0	0	0	3	2	0	0	10	10.0
at Long Beach State	11/16/15		24	1	8	.125	0	4	.000	0	0	.000	0	3	3	3.5	1	0	0	2	0	1	2	6.0
Adams State	11/20/15		24	9	14	.643	2	6	.333	0	0	.000	0	2	2	3.0	1	0	6	0	0	3	20	10.7
Mississippi Valley State	11/25/15	*	34	7	14	.500	3	10	.300	1	2	.500	0	2	2	2.8	1	0	7	1	0	2	18	12.5
Belmont	11/28/15	*	33	9	17	.529	5	11	.455	4	4	1.000	1	3	4	3.0	3	0	4	2	0	2	27	15.4
at Utah	12/02/15	*	33	3	15	.200	3	8	.375	2	2	1.000	0	4	4	3.2	5	1	0	2	0	0	11	14.7
vs. Weber State	12/05/15																							
Utah State	12/09/15		29	6	13	.462	3	7	.429	2	2	1.000	1	5	6	3.6	2	0	1	2	0	0	17	15.0
at Colorado	12/12/15	*	31	8	16	.500	4	11	.364	3	3	1.000	1	3	4	3.6	3	0	2	4	1	2	23	16.0
Central Michigan	12/18/15	*	35	5	14	.357	2	6	.333	0	0	.000	1	6	7	4.0	4	0	4	1	0	2	12	15.6
vs. Harvard	12/22/15	*	31	5	12	.417	1	4	.250	2	2	1.000	0	1	1	3.7	5	1	0	1	0	2	13	15.3
vs. New Mexico	12/23/15	*	35	7	12	.583	5	10	.500	1	1	1.000	0	0	0	3.4	2	0	4	2	0	1	20	15.7
vs. Northern Iowa	12/25/15	*	25	2	9	.222	1	5	.200	6	6	1.000	1	2	3	3.3	4	0	0	0	0	0	11	15.3
at Saint Mary's	12/31/15	*	30	4	14	.286	3	7	.429	0	0	.000	2	1	3	3.3	2	0	2	0	0	0	11	15.0
at Pacific	01/02/16	*	30	2	8	.250	1	6	.167	1	2	.500	0	3	3	3.3	3	0	1	1	0	0	6	14.4
Santa Clara	01/07/16																							
San Francisco	01/09/16																							
at Gonzaga	01/14/16																							
at Portland	01/16/16																							
at Loyola Marymount	01/21/16																							
at Pepperdine	01/23/16																							
Loyola Marymount	01/28/16																							
Pepperdine	01/30/16																							
Saint Mary's	02/04/16																							
Pacific	02/06/16																							
at San Francisco	02/11/16																							
at Santa Clara	02/13/16																							
at San Diego	02/18/16																							
San Diego	02/20/16																							
Portland	02/25/16																							
Gonzaga	02/27/16																							
Totals			10	416	72	.407	34	97	.351	23	26	.885	7	39	46	3.3	36	2	34	20	1	15	201	14.4

CAREER STATISTICS (ALL GAMES)

Year	GP	GS	Min	Avg	FG	FGA	Pct	3FG	FGA	Pct	FT	FTA	Pct	Off	Def	TR	Avg	PF	FO	A	TO	Blk	Stl	Pts	Avg
2015-16	14	10	416	29.7	72	177	.407	34	97	.351	23	26	.885	7	39	46	3.3	36	2	34	20	1	15	201	14.4
TOTAL	14	10	416	29.7	72	177	.407	34	97	.351	23	26	.885	7	39	46	3.3	36	2	34	20	1	15	201	14.4

CAREER STATISTICS (CONFERENCE GAMES)

Year	GP	GS	Min	Avg	FG	FGA	Pct	3FG	FGA	Pct	FT	FTA	Pct	Off	Def	TR	Avg	PF	FO	A	TO	Blk	Stl	Pts	Avg
2015-16	2	2	60	30.0	6	22	.273	4	13	.308	1	2	.500	2	4	6	3.0	5	0	3	1	0	0	17	8.5
TOTAL	2	2	60	30.0	6	22	.273	4	13	.308	1	2	.500	2	4	6	3.0	5	0	3	1	0	0	17	8.5

#15 • JAKE TOOLSON
6-5 • 205 • SO • GUARD



GILBERT, ARIZONA
HIGHLAND HS

2015-16 SEASON — PPG: 3.9 RPG: 1.6 APG: 1.2 SPG: 0.3 BPG: 0.0 FG%: .455 3FG%: .368 FT%: 1.000

2015-16 • Sophomore

- Hit two 3s for 6 points and added 2 assists at Long Beach State
- Hit 2 of 3 from 3 for 6 points and added 1 rebound and 2 assists vs. Belmont
- Scored 6 points at Utah on 3 of 5 shooting from the field

2014-15 • Freshman

- Played in 26 games
- Posted season highs of 15 points (Southern Virginia), 7 rebounds (Southern Virginia), 4 assists (Southern Virginia), 4 steals (Southern Virginia) and 5 3s (Southern Virginia)
- Scored 15 points and posted 7 boards, 4 assists and 4 steals vs. Southern Virginia
- Had 8 points, 2 assists and 1 steal at Santa Clara
- Totaled 11 points, hit 3 of 4 from 3 and added 3 boards and 1 assist at San Francisco

- As a junior averaged 18.9 points, 8.0 rebounds, 4.0 assists, 1.6 steals and 1.0 blocks and hit 34 threes while Highland finish 18-10 overall and 11-6 in league play
- Named first-team Division I All-Arizona by AZcentral.com and first-team All-Tribune by the East Valley Tribune
- As a sophomore averaged 18.4 points, 6.3 rebounds, 1.6 assists and 1.5 steals and hit 49 threes
- Named All-Tribune honorable mention by the East Valley Tribune
- As a freshman averaged 10.2 points, 7.2 rebounds, 1.7 assists and 1.4 steals and hit 47 threes
- Played for Nevada Select during the AAU season
- Played for the Arizona Power during the AAU season

Personal

- Parents are Troy and Sheila Toolson
- Has one brother and two sisters
- Also recruited by Arizona State, Boston College, Utah State and Saint Mary's
- Nephew of former BYU great Danny Ainge

Before BYU

- A four-year letterman and two-time first-team all-state honoree playing for Derrick Donaldson at Highland High School
- Scored 2,007 career points at Highland and averaged 19.1 points per game
- As a senior averaged 27.3 points, 12.1 rebounds, 3.5 assists and 1.6 steals per game and hit 59 threes
- Shot .522 from the field, .380 from three and .838 from the free-throw line
- Named first-team Division I All-Arizona by AZcentral.com and first-team All-Tribune by the East Valley Tribune

2015-16 SEASON HIGHS

PTS	7 vs. Weber State – 12/05/15
1st H	6 vs. Belmont – 11/28/15
2nd H	4 vs. Weber State – 12/05/15
REB	3 vs. UVU – 11/13/15, vs. ASU – 11/20/15
AST	3 vs. ASU – 11/20/15
STL	1, 3 times, last at Colorado – 12/12/15
BLK	–
FGM	3, vs. Weber St. – 12/05/15, at Utah 12/02/15
FGA	6, twice, last vs. Utah State – 12/09/15
3PM	2, twice, last vs. Belmont – 11/28/15
3PA	5 at LBSU – 11/16/15
FTM	2 vs. MVSU – 11/25/15
FTA	2 vs. MVSU – 11/25/15

CAREER

PTS	15 vs. SVU – 11/19/14
1st H	9, twice, last at San Francisco – 1/3/15
2nd H	8 vs. Chaminade – 11/25/14
REB	7 vs. SVU – 11/19/14
AST	4 vs. SVU – 11/19/14
STL	4 vs. SVU – 11/19/14
BLK	–
FGM	5 vs. SVU – 11/19/14
FGA	9, twice, last vs. Chaminade – 11/25/14
3PM	5 vs. SVU – 11/19/14
3PA	8 vs. SVU – 11/19/14
FTM	2, twice, last vs. MVSU – 11/25/15
FTA	2, twice, last vs. MVSU – 11/25/15

MISCELLANEOUS

	15-16	Career
Double-Figure Points	0 (0-0)	2 (2-0)
20-plus Points	0 (0-0)	0 (0-0)
Double-Figure Reb	0 (0-0)	0 (0-0)
Double-Doubles	0 (0-0)	0 (0-0)
3-plus Steals	0 (0-0)	1 (1-0)
3-plus Blocks	0 (0-0)	0 (0-0)
3-plus 3-point FG	0 (0-0)	2 (2-0)
Scoring Leader	0 (0-0)	1 (1-0)
Rebound Leader	0 (0-0)	1 (1-0)
Assist Leader	0 (0-0)	0 (0-0)

2015-16 GAME-BY-GAME

Opponent	Date	GS	Min	FG	FGA	Pct	3FG	FGA	Pct	FT	FTA	Pct	Off	Def	TR	Avg	PF	FO	A	TO	Blk	Stl	Pts	Avg	
Utah Valley	11/13/15	*	16	1	2	.500	1	2	.500	0	0	.000	0	3	3	3.0	0	0	1	0	0	0	3	3.0	
at Long Beach State	11/16/15	*	21	2	5	.400	2	5	.400	0	0	.000	0	1	1	2.0	3	0	2	1	0	0	6	4.5	
Adams State	11/20/15	*	15	1	2	.500	0	1	.000	0	0	.000	0	3	3	2.3	1	0	3	1	0	1	2	3.7	
Mississippi Valley State	11/25/15		6	0	2	.000	0	2	.000	2	2	1.000	1	1	2	2.3	0	0	2	2	0	0	2	3.3	
Belmont	11/28/15		13	2	3	.667	2	3	.667	0	0	.000	0	1	1	2.0	0	0	2	0	0	0	6	3.8	
at Utah	12/02/15		15	3	5	.600	0	1	.000	0	0	.000	1	1	2	2.0	1	0	1	1	0	0	6	4.2	
vs. Weber State	12/05/15	*	18	3	6	.500	1	2	.500	0	0	.000	0	1	1	1.9	0	0	0	0	0	1	7	4.6	
Utah State	12/09/15	*	18	2	6	.333	0	1	.000	0	0	.000	0	1	1	1.8	1	0	1	0	0	0	4	4.5	
at Colorado	12/12/15		4	0	0	.000	0	0	.000	0	0	.000	0	0	0	1.6	0	0	0	1	0	1	0	4.0	
Central Michigan	12/18/15		12	1	2	.500	1	2	.500	0	0	.000	0	2	2	1.6	1	0	0	1	0	0	3	3.9	
vs. Harvard	12/22/15																								
vs. New Mexico	12/23/15																								
vs. Northern Iowa	12/25/15																								
at Saint Mary's	12/31/15																								
at Pacific	01/02/16																								
Santa Clara	01/07/16																								
San Francisco	01/09/16																								
at Gonzaga	01/14/16																								
at Portland	01/16/16																								
at Loyola Marymount	01/21/16																								
at Pepperdine	01/23/16																								
Loyola Marymount	01/28/16																								
Pepperdine	01/30/16																								
Saint Mary's	02/04/16																								
Pacific	02/06/16																								
at San Francisco	02/11/16																								
at Santa Clara	02/13/16																								
at San Diego	02/18/16																								
San Diego	02/20/16																								
Portland	02/25/16																								
Gonzaga	02/27/16																								
Totals			5	138	15	33	.455	7	19	.368	2	2	1.000	2	14	16	1.6	7	0	12	7	0	3	39	3.9


CAREER STATISTICS (ALL GAMES)

Year	GP	GS	Min	Avg	FG	FGA	Pct	3FG	FGA	Pct	FT	FTA	Pct	Off	Def	TR	Avg	PF	FO	A	TO	Blk	Stl	Pts	Avg
2014-15	26	0	202	7.8	21	50	.420	16	40	.400	2	2	1.000	3	34	37	1.4	18	0	12	6	0	7	60	2.3
2015-16	10	5	138	13.8	15	33	.455	7	19	.368	2	2	1.000	2	14	16	1.6	7	0	12	7	0	3	39	3.9
TOTAL	36	5	340	9.4	36	83	.434	23	59	.390	4	4	1.000	5	48	53	1.5	25	0	24	13	0	10	99	2.8

CAREER STATISTICS (CONFERENCE GAMES)

Year	GP	GS	Min	Avg	FG	FGA	Pct	3FG	FGA	Pct	FT	FTA	Pct	Off	Def	TR	Avg	PF	FO	A	TO	Blk	Stl	Pts	Avg
2014-15	14	0	119	8.5	11	29	.379	8	25	.320	2	2	1.000	1	16	17	1.2	11	0	5	4	0	2	32	2.3
TOTAL	14	0	119	8.5	11	29	.379	8	25	.320	2	2	1.000	1	16	17	1.2	11	0	5	4	0	2	32	2.3

#21 • KYLE DAVIS
6-8 • 225 • JR • FORWARD



DRAPER, UTAH
UTAH STATE

2015-16 SEASON — PPG: 12.9 RPG: 9.9 APG: 1.5 SPG: 0.7 BPG: 1.1 FG%: .545 3FG%: .667 FT%: .611

2015-16 • Junior

- Scored a career-best 23 points vs. Harvard and added 16 rebounds, 1 assist and 1 block
- Had 20 points on 7 of 9 shooting from the field and 6 of 7 shooting from the free throw line vs. Central Michigan
- Scored 17 points and set a BYU season-opener record with 20 rebounds against UVU ... added 3 assists, 2 blocks and a steal against the Wolverines
- Posted his third double-double with 11 points, 14 rebounds, 1 assist, 2 blocks and 1 steal vs. Belmont
- Had 14 points, 14 rebounds and a career-high 4 assists vs. Utah State
- Has 6 double-doubles on the season
- Named WCC Player of the Week on Nov. 16, 2015

- Posted season highs of 21 points, 14 rebounds, 5 assists and 3 blocks
- Led Alta High School to the 5A state title and was named tournament MVP in 2010
- Averaged 18.5 points, 7.6 rebounds, 1.4 blocks, 1.5 steals and 1.3 assists as a senior
- Was named 2010 5A MVP and Region 4 MVP

Personal

- Parents are Mark and Debbie Davis
- Wife's name is Kelli
- Has one brother and two sisters
- Served a mission for The Church of Jesus Christ of Latter-day Saints in Detroit

In 2014-15 • Redshirt

- Sat out 2014-15 due to NCAA transfer rules

Before BYU

- Started 27 of 29 games played in 2013-14 as a sophomore at Utah State
- Averaged 9.1 points and 7.6 rebounds, had a team-high 37 blocks and shot 50.3 percent from the field
- Posted 7 double-doubles and had season highs of 18 points, 15 rebounds (twice), 3 blocks (7 times) and 5 assists
- Played as a freshman at Southern Utah in 2010-11 prior to serving a two-year LDS mission
- Averaged 8.5 points, a team-high 5.3 rebounds and 1.0 block per game and shot 55.4 percent from the field

2015-16 SEASON HIGHS

PTS	23 vs. Harvard – 12/22/15
1st H	11 vs. UVU – 11/13/15
2nd H	19 vs. Harvard – 12/22/15
REB	20 vs. UVU – 11/13/15
AST	4, twice, last vs. CMU – 12/18/1
STL	2, twice, last vs. New Mexico – 12/23/15
BLK	3 at Pacific – 01/02/16
FGM	10 vs. Harvard – 12/22/15
FGA	14 vs. Harvard – 12/22/15
3PM	1, 4 times, last vs. Weber St. – 12/05/15
3PA	2 vs. UVU – 11/13/15
FTM	6, twice, last vs. CMU – 12/18/1
FTA	9 vs. UVU – 11/13/15

MISCELLANEOUS

	15-16	Career
Double-Figure Points	14 (9-5)	14 (9-5)
20-plus Points	2 (1-1)	2 (1-1)
Double-Figure Reb	6 (4-2)	6 (4-2)
Double-Doubles	6 (4-2)	6 (4-2)
3-plus Steals	0 (0-0)	0 (0-0)
3-plus Blocks	0 (0-0)	0 (0-0)
3-plus 3-point FG	0 (0-0)	0 (0-0)
Scoring Leader	1 (0-1)	1 (0-1)
Rebound Leader	7 (5-2)	7 (5-2)
Assist Leader	0 (0-0)	0 (0-0)

2015-16 GAME-BY-GAME

Opponent	Date	GS	Min	FG	FGA	Pct	3FG	FGA	Pct	FT	FTA	Pct	Off	Def	TR	Avg	PF	FO	A	TO	Blk	Stl	Pts	Avg	
Utah Valley	11/13/15	*	27	6	12	.500	1	2	.500	4	9	.444	2	18	20	20.0	2	0	3	6	2	1	17	17.0	
at Long Beach State	11/16/15	*	24	4	8	.500	1	1	1.000	1	3	.333	3	6	9	14.5	4	0	0	6	2	1	10	13.5	
Adams State	11/20/15	*	23	4	6	.667	0	0	.000	2	3	.667	2	8	10	13.0	2	0	1	4	0	0	10	12.3	
Mississippi Valley State	11/25/15	*	23	5	6	.833	0	0	.000	3	6	.500	2	5	7	11.5	1	0	1	1	0	0	13	12.5	
Belmont	11/28/15	*	35	5	9	.556	1	1	1.000	0	2	.000	4	10	14	12.0	1	0	1	2	2	1	11	12.2	
at Utah	12/02/15	*	33	5	8	.625	0	0	.000	2	3	.667	5	3	8	11.3	3	0	1	1	1	2	12	12.2	
vs. Weber State	12/05/15	*	38	7	11	.636	1	1	1.000	0	1	.000	1	7	8	10.9	3	0	3	0	0	1	15	12.6	
Utah State	12/09/15	*	34	6	13	.462	0	0	.000	2	2	1.000	6	8	14	11.3	1	0	4	0	1	0	14	12.8	
at Colorado	12/12/15	*	37	2	8	.250	0	0	.000	6	7	.857	3	8	11	11.2	2	0	0	0	2	0	10	12.4	
Central Michigan	12/18/15	*	24	7	9	.778	0	0	.000	6	7	.857	1	5	6	10.7	3	0	4	1	1	0	20	13.2	
vs. Harvard	12/22/15	*	41	10	14	.714	0	0	.000	3	5	.600	4	12	16	11.2	2	0	1	3	1	0	23	14.1	
vs. New Mexico	12/23/15	*	31	4	12	.333	0	1	.000	2	2	1.000	2	4	6	10.8	3	0	2	1	0	2	10	13.8	
vs. Northern Iowa	12/25/15	*	35	5	10	.500	0	0	.000	0	0	.000	3	6	9	10.6	3	0	2	6	1	1	10	13.5	
at Saint Mary's	12/31/15	*	30	6	11	.545	0	0	.000	2	4	.500	1	2	3	10.1	4	0	0	1	1	1	14	13.5	
at Pacific	01/02/16	*	20	2	6	.333	0	0	.000	0	0	.000	3	4	7	9.9	1	0	0	2	3	0	4	12.9	
Santa Clara	01/07/16																								
San Francisco	01/09/16																								
at Gonzaga	01/14/16																								
at Portland	01/16/16																								
at Loyola Marymount	01/21/16																								
at Pepperdine	01/23/16																								
Loyola Marymount	01/28/16																								
Pepperdine	01/30/16																								
Saint Mary's	02/04/16																								
Pacific	02/06/16																								
at San Francisco	02/11/16																								
at Santa Clara	02/13/16																								
at San Diego	02/18/16																								
San Diego	02/20/16																								
Portland	02/25/16																								
Gonzaga	02/27/16																								
Totals			15	455	78	143	.545	4	6	.667	33	54	.611	42	106	148	9.9	35	0	23	34	17	10	193	12.9

CAREER STATISTICS (ALL GAMES)

Year	GP	GS	Min	Avg	FG	FGA	Pct	3FG	FGA	Pct	FT	FTA	Pct	Off	Def	TR	Avg	PF	FO	A	TO	Blk	Stl	Pts	Avg
2015-16	15	15	455	30.3	78	143	.545	4	6	.667	33	54	.611	42	106	148	9.9	35	0	23	34	17	10	193	12.9
TOTAL	15	15	455	30.3	78	143	.545	4	6	.667	33	54	.611	42	106	148	9.9	35	0	23	34	17	10	193	12.9

CAREER STATISTICS (CONFERENCE GAMES)

Year	GP	GS	Min	Avg	FG	FGA	Pct	3FG	FGA	Pct	FT	FTA	Pct	Off	Def	TR	Avg	PF	FO	A	TO	Blk	Stl	Pts	Avg
2015-16	2	2	50	25.0	8	17	.471	0	0	.000	2	4	.500	4	6	10	5.0	5	0	0	3	4	1	18	9.0
TOTAL	2	2	50	25.0	8	17	.471	0	0	.000	2	4	.500	4	6	10	5.0	5	0	0	3	4	1	18	9.0

#25 • JORDAN CHATMAN
6-5 • 195 • FR • GUARD



VANCOUVER, WASHINGTON
UNION HS

2015-16 SEASON — PPG: 2.4 RPG: 0.6 APG: 0.4 SPG: 0.0 BPG: 0.1 FG%: .522 3FG%: .462 FT%: .600

2015-16 • Freshman

- Equalled his career highs with 8 points and two 3s at Saint Mary's
- Scored 8 points, hit two 3s and added 2 boards and 1 block at Long Beach State
- Had 5 points and 2 assists vs. Adams State

- Served a two-year mission for The Church of Jesus Christ of Latter-day Saints in Taipei, Taiwan
- Also recruited by Utah, Utah State, Washington State, Stanford, Portland and Boston College

In 2014-15 • Redshirt

- Sat out 2014-15 as a redshirt

Before BYU

- As a senior averaged 20.7 points, 6.3 rebounds, 2.7 assists and 1.9 steals while Union finished 21-8 overall, 10-1 in league play and took third in the 4A state tournament
- Named the Gatorade Washington Boys Basketball Player of the Year, MVP of the state tournament
- As a junior averaged 20 points per game
- Earned All-Greater St. Helens League honors
- As a junior, helped lead Union to the regional playoffs
- Ranked No. 2 in his class in the state of Washington
- Played for the Seattle Rotary during the AAU season

Personal

- Parents are Jeff and Leah Chatman
- Has three brothers and four sisters
- Father Jeff Chatman was an honorable mention All-American for the Cougars and is eighth all-time in scoring at BYU with 1,824 career points
- Completed his associates degree while in high school

2015-16 SEASON HIGHS

PTS	8, twice, last at Saint Mary's – 12/31/15
1st H	6 at LBSU – 11/16/15
2nd H	3, 3 times, last at Saint Mary's – 12/31/15
REB	2 vs. UVU – 11/13/15, at LBSU – 11/16/15
AST	2 vs. ASU – 11/20/15
STL	–
BLK	1 at LBSU – 11/16/15
FGM	3, twice, last at Saint Mary's – 12/31/15
FGA	6, twice, last at Saint Mary's – 12/31/15
3PM	2, twice, last at Saint Mary's – 12/31/15
3PA	5 at LBSU – 11/16/15
FTM	2 at Pacific – 01/02/16
FTA	2, twice, last at Pacific – 01/02/16

MISCELLANEOUS

	15-16	Career
Double-Figure Points	0 (0-0)	0 (0-0)
20-plus Points	0 (0-0)	0 (0-0)
Double-Figure Reb	0 (0-0)	0 (0-0)
Double-Doubles	0 (0-0)	0 (0-0)
3-plus Steals	0 (0-0)	0 (0-0)
3-plus Blocks	0 (0-0)	0 (0-0)
3-plus 3-point FG	0 (0-0)	0 (0-0)
Scoring Leader	0 (0-0)	0 (0-0)
Rebound Leader	0 (0-0)	0 (0-0)
Assist Leader	0 (0-0)	0 (0-0)

2015-16 GAME-BY-GAME

Opponent	Date	GS	Min	FG	FGA	Pct	3FG	FGA	Pct	FT	FTA	Pct	Off	Def	TR	Avg	PF	FO	A	TO	Blk	Stl	Pts	Avg	
Utah Valley	11/13/15		7	1	2	.500	0	1	.000	1	2	.500	1	1	2	2.0	1	0	1	1	0	0	3	3.0	
at Long Beach State	11/16/15		13	3	6	.500	2	5	.400	0	1	.000	0	2	2	2.0	2	0	0	1	1	0	8	5.5	
Adams State	11/20/15		11	2	3	.667	1	2	.500	0	0	.000	0	0	0	1.3	0	0	2	0	0	0	5	5.3	
Mississippi Valley State	11/25/15		9	0	1	.000	0	0	.000	0	0	.000	0	1	1	1.3	2	0	1	1	0	0	0	4.0	
Belmont	11/28/15		4	0	1	.000	0	1	.000	0	0	.000	0	0	0	1.0	1	0	0	1	0	0	0	3.2	
at Utah	12/02/15		2	0	0	.000	0	0	.000	0	0	.000	0	0	0	0.8	0	0	0	1	0	0	0	2.7	
vs. Weber State	12/05/15		16	1	2	.500	0	1	.000	0	0	.000	0	0	0	0.7	1	0	1	1	0	0	2	2.6	
Utah State	12/09/15															DNP									
at Colorado	12/12/15		2	0	0	.000	0	0	.000	0	0	.000	0	0	0	0.6	0	0	0	0	0	0	0	2.3	
Central Michigan	12/18/15		0	0	0	.000	0	0	.000	0	0	.000	0	0	0	0.6	0	0	0	0	0	0	0	2.0	
vs. Harvard	12/22/15		7	1	1	1.000	0	0	.000	0	0	.000	0	1	1	0.6	0	0	0	0	0	0	2	2.0	
vs. New Mexico	12/23/15		3	0	0	.000	0	0	.000	0	0	.000	0	0	0	0.5	0	0	0	2	0	0	0	1.8	
vs. Northern Iowa	12/25/15		4	1	1	1.000	1	1	1.000	0	0	.000	0	1	1	0.6	0	0	1	0	0	0	3	1.9	
at Saint Mary's	12/31/15		12	3	6	.500	2	2	1.000	0	0	.000	0	1	1	0.6	1	0	0	0	0	0	8	2.4	
at Pacific	01/02/16		3	0	0	.000	0	0	.000	2	2	1.000	0	0	0	0.6	0	0	0	0	0	0	2	2.4	
Santa Clara	01/07/16																								
San Francisco	01/09/16																								
at Gonzaga	01/14/16																								
at Portland	01/16/16																								
at Loyola Marymount	01/21/16																								
at Pepperdine	01/23/16																								
Loyola Marymount	01/28/16																								
Pepperdine	01/30/16																								
Saint Mary's	02/04/16																								
Pacific	02/06/16																								
at San Francisco	02/11/16																								
at Santa Clara	02/13/16																								
at San Diego	02/18/16																								
San Diego	02/20/16																								
Portland	02/25/16																								
Gonzaga	02/27/16																								
Totals			0	93	12	23	.522	6	13	.462	3	5	.600	1	7	8	0.6	8	0	6	8	1	0	33	2.4

CAREER STATISTICS (ALL GAMES)

Year	GP	GS	Min	Avg	FG	FGA	Pct	3FG	FGA	Pct	FT	FTA	Pct	Off	Def	TR	Avg	PF	FO	A	TO	Blk	Stl	Pts	Avg
2015-16	14	0	93	6.6	12	23	.522	6	13	.462	3	5	.600	1	7	8	0.6	8	0	6	8	1	0	33	2.4
TOTAL	14	0	93	6.6	12	23	.522	6	13	.462	3	5	.600	1	7	8	0.6	8	0	6	8	1	0	33	2.4

CAREER STATISTICS (CONFERENCE GAMES)

Year	GP	GS	Min	Avg	FG	FGA	Pct	3FG	FGA	Pct	FT	FTA	Pct	Off	Def	TR	Avg	PF	FO	A	TO	Blk	Stl	Pts	Avg
2015-16	2	0	15	7.5	3	6	.500	2	2	1.000	2	2	1.000	0	1	1	0.5	1	0	0	0	0	0	10	5.0
TOTAL	2	0	15	7.5	3	6	.500	2	2	1.000	2	2	1.000	0	1	1	0.5	1	0	0	0	0	0	10	5.0

#31 • BRAIDEN SHAW
6-9 • 210 • FR • FORWARD



EAGLE, IDAHO
EAGLE HS

2015-16 SEASON — PPG: 0.6 RPG: 0.6 APG: 0.1 SPG: 0.1 BPG: 0.0 FG%: .333 3FG%: .000 FT%: .500

2015-16 • Freshman

- Totaled 2 points and 2 rebounds against Utah Valley
- Posted 3 points, 2 rebounds and 1 steal vs. Adams State

Before BYU

- Played for Tom Seifert at Eagle High School
- Named second-team 5A All-Southern Idaho by the Idaho Statesman as a senior
- Averaged 15 points, 11 rebounds, 4 assists and 2 blocks as a senior
- Named the top recruit in the state of Idaho in the class of 2013 by ESPN.com
- Named to the 5A All-State Second Team by the Idaho Statesman
- Earned All-Southern Idaho Conference and SIC All-Academic Team honors
- Averaged 14 points and 9 rebounds as a junior at Eagle High School
- Also recruited by Boise State, Utah State and Utah
- Played for Hoop Dreams Idaho travel team coached by Ed Boyce

Personal

- Served a mission for The Church of Jesus Christ of Latter-Day Saints in Sacramento
- Father Kelly Shaw played for BYU's junior varsity squad in the 1980s

2015-16 SEASON HIGHS

PTS	3 vs. ASU – 11/20/15
1st H	–
2nd H	3 vs. ASU – 11/20/15
REB	2 vs. UVU – 11/13/15, vs. ASU – 11/20/15
AST	1 vs. New Mexico – 12/23/15
STL	1 vs. ASU – 11/20/15
BLK	–
FGM	1 vs. ASU – 11/20/15
FGA	2 vs. ASU – 11/20/15
3PM	–
3PA	–
FTM	2 vs. UVU – 11/13/15
FTA	4 vs. UVU – 11/13/15

MISCELLANEOUS

	15-16	Career
Double-Figure Points	0 (0-0)	0 (0-0)
20-plus Points	0 (0-0)	0 (0-0)
Double-Figure Reb	0 (0-0)	0 (0-0)
Double-Doubles	0 (0-0)	0 (0-0)
3-plus Steals	0 (0-0)	0 (0-0)
3-plus Blocks	0 (0-0)	0 (0-0)
3-plus 3-point FG	0 (0-0)	0 (0-0)
Scoring Leader	0 (0-0)	0 (0-0)
Rebound Leader	0 (0-0)	0 (0-0)
Assist Leader	0 (0-0)	0 (0-0)

2015-16 GAME-BY-GAME

Opponent	Date	GS	Min	FG	FGA	Pct	3FG	FGA	Pct	FT	FTA	Pct	Off	Def	TR	Avg	PF	FO	A	TO	Blk	Stl	Pts	Avg	
Utah Valley	11/13/15		5	0	0	.000	0	0	.000	2	4	.500	0	2	2	2.0	0	0	0	0	0	0	2	2.0	
at Long Beach State	11/16/15												DNP												
Adams State	11/20/15		5	1	2	.500	0	0	.000	1	2	.500	0	2	2	2.0	1	0	0	0	0	1	3	2.5	
Mississippi Valley State	11/25/15												DNP												
Belmont	11/28/15												DNP												
at Utah	12/02/15												DNP												
vs. Weber State	12/05/15		4	0	0	.000	0	0	.000	0	0	.000	0	0	0	1.3	1	0	0	0	0	0	0	1.7	
Utah State	12/09/15		2	0	0	.000	0	0	.000	0	0	.000	0	0	0	1.0	0	0	0	0	0	0	0	1.3	
at Colorado	12/12/15		3	0	1	.000	0	0	.000	0	0	.000	0	1	1	1.0	0	0	0	0	0	0	0	1.0	
Central Michigan	12/18/15												DNP												
vs. Harvard	12/22/15												DNP												
vs. New Mexico	12/23/15		6	0	0	.000	0	0	.000	0	0	.000	0	0	0	0.8	0	0	1	0	0	0	0	0.8	
vs. Northern Iowa	12/25/15												DNP												
at Saint Mary's	12/31/15		0+	0	0	.000	0	0	.000	0	0	.000	0	0	0	0.7	0	0	0	0	0	0	0	0.7	
at Pacific	01/02/16		1	0	0	.000	0	0	.000	0	0	.000	0	0	0	0.6	1	0	0	0	0	0	0	0.6	
Santa Clara	01/07/16																								
San Francisco	01/09/16																								
at Gonzaga	01/14/16																								
at Portland	01/16/16																								
at Loyola Marymount	01/21/16																								
at Pepperdine	01/23/16																								
Loyola Marymount	01/28/16																								
Pepperdine	01/30/16																								
Saint Mary's	02/04/16																								
Pacific	02/06/16																								
at San Francisco	02/11/16																								
at Santa Clara	02/13/16																								
at San Diego	02/18/16																								
San Diego	02/20/16																								
Portland	02/25/16																								
Gonzaga	02/27/16																								
Totals			0	26	1	3	.333	0	0	.000	3	6	.500	0	5	5	0.6	3	0	1	0	0	1	5	0.6

CAREER STATISTICS (ALL GAMES)

Year	GP	GS	Min	Avg	FG	FGA	Pct	3FG	FGA	Pct	FT	FTA	Pct	Off	Def	TR	Avg	PF	FO	A	TO	Blk	Stl	Pts	Avg
2015-16	8	0	26	3.3	1	3	.333	0	0	.000	3	6	.500	0	5	5	0.6	3	0	1	0	0	1	5	0.6
TOTAL	8	0	26	3.3	1	3	.333	0	0	.000	3	6	.500	0	5	5	0.6	3	0	1	0	0	1	5	0.6

CAREER STATISTICS (CONFERENCE GAMES)

Year	GP	GS	Min	Avg	FG	FGA	Pct	3FG	FGA	Pct	FT	FTA	Pct	Off	Def	TR	Avg	PF	FO	A	TO	Blk	Stl	Pts	Avg
2015-16	2	0	1	0.5	0	0	.000	0	0	.000	0	0	.000	0	0	0	0.0	1	0	0	0	0	0	0	0.0
TOTAL	2	0	1	0.5	0	0	.000	0	0	.000	0	0	.000	0	0	0	0.0	1	0	0	0	0	0	0	0.0

#33 • NATE AUSTIN
6-11 • 245 • SR • FORWARD



ALPINE, UTAH
LONE PEAK HS

2015-16 SEASON — PPG: 2.0 RPG: 5.0 APG: 0.8 SPG: 0.3 BPG: 0.5 FG%: .481 3FG%: .000 FT%: .500

2015-16 • Senior

- A team captain
- Posted season highs of 6 points and 14 rebounds and tied his season high with 2 assists at Saint Mary's
- Totaled 4 points, 5 rebounds, 2 assists and 1 steal vs. Adams State
- Had 2 points, 7 boards and a block vs. MVSU
- Totaled 3 points, 7 rebounds and 1 assist at Utah

In 2014-15 • Medical Redshirt

- Started all 10 games played
- Posted season highs of 8 points (Arkansas-Little Rock), 11 rebounds (Arkansas-Little Rock), 3 assists (twice), 2 steals (Arkansas-Little Rock) and 2 blocks (Long Beach State)
- Had 6 points, 9 rebounds, 3 assist and 2 blocks vs. Long Beach State
- Totaled 8 points, 11 rebounds and 2 steals vs. Arkansas-Little Rock
- Posted 5 points, 9 rebounds, 1 assist and 1 steal at Utah State
- Suffered a season-ending hamstring injury vs. Utah on Dec. 10, 2014
- Led the team in rebounds 3 times

In 2013-14 • Junior

- Ranked 53rd in the nation in total rebounds and 97th in rebounds per game
- Ranked 4th in the WCC in rebounding, 4th in offensive rebounds, 4th in defensive rebounds and 9th in blocks
- In the BYU record book, totaled the 3rd most offensive rebounds in a season, 2nd most personal fouls in a season and 5th most games started in a season

In 2012-13 • Sophomore

- Was 17th in the WCC in rebounding, 13th in blocked shots, 9th in offensive rebounds
- Played in all 36 games and started 7, including the last 5-straight
- Posted season highs of 9 points (at Gonzaga, vs. Baylor), 11 rebounds (vs. Baylor), 4 assists (vs. Eastern New Mexico), 3 steals (at Iowa State) and 3 blocks (twice)

In 2011-12 • Freshman

- Played in every game this season and started 1 game
- Posted season highs of 15 points, 10 rebounds, 3 assists and 2 blocks
- Tied for 10th in the WCC in offensive rebounds in league games

Before BYU

- Helped Lone Peak to a 22-3 record as a senior
- Earned first-team all-state honors as a senior
- Averaged 11.5 points while helping the Knights to a trip to the state title game in 2009
- Helped Lone Peak win the 2008 state title
- Played with fellow Cougars Tyler Haws and Josh Sharp at Lone Peak
- Coached by Quincy Lewis
- Played for Salt Lake Metro club team directed by Dave Hammer and coached by Marty Haws

Personal

- Parents are Randy and Leslie Austin
- Served a mission for The Church of Jesus Christ of Latter-day Saints in McAllen, Texas

2015-16 SEASON HIGHS

PTS	6 at Saint Mary's – 12/31/15
1st H	6 at Saint Mary's – 12/31/15
2nd H	4 vs. ASU – 11/20/15, vs. Weber St. – 12/05/15
REB	14 at Saint Mary's – 12/31/15
AST	2, 4 times, last at Saint Mary's – 12/31/15
STL	1, 4 times, last vs. Harvard – 12/22/15
BLK	3 at Pacific – 01/02/16
FGM	3 at Saint Mary's – 12/31/15
FGA	4 at Saint Mary's – 12/31/15
3PM	–
3PA	–
FTM	2 at Pacific – 01/02/16
FTA	2, 4 times, last at Pacific – 01/02/16

CAREER

PTS	15 vs. Weber State – 12/07/11
1st H	9, twice, last vs. Baylor – 4/2/13
2nd H	13 vs. Weber State – 12/7/11
REB	16 vs. San Francisco – 2/08/14
AST	4, twice, last vs. PVAMU – 12/11/13
STL	4 vs. Prairie View A&M – 12/11/13
BLK	3, 4 times, last at Pacific – 01/02/16
FGM	7 vs. Weber State – 12/07/11
FGA	8 vs. Weber State – 12/07/11
3PM	1, 13 times, last vs. LBSU – 11/14/14
3PA	2, 15 times, last at Utah State – 12/2/14
FTM	5, 3 times, last at San Diego – 3/1/14
FTA	6, 3 times, last vs. Saint Mary's – 2/1/14

MISCELLANEOUS

	15-16	Career
Double-Figure Points	0 (0-0)	4 (4-0)
20-plus Points	0 (0-0)	0 (0-0)
Double-Figure Reb	2 (1-1)	15 (8-7)
Double-Doubles	0 (0-0)	1 (1-0)
3-plus Steals	0 (0-0)	2 (1-1)
3-plus Blocks	1 (1-0)	4 (3-1)
3-plus 3-point FG	0 (0-0)	0 (0-0)
Scoring Leader	0 (0-0)	0 (0-0)
Rebound Leader	2 (1-1)	29 (20-9)
Assist Leader	0 (0-0)	1 (1-0)

CAREER STATISTICS (ALL GAMES)

Year	GP	GS	Min	Avg	FG	FGA	Pct	3FG	FGA	Pct	FT	FTA	Pct	Off	Def	TR	Avg	PF	FO	A	TO	Blk	Stl	Pts	Avg
2011-12	35	1	450	12.9	58	107	.542	7	23	.304	20	39	.513	53	79	132	3.8	95	6	19	20	15	9	143	4.1
2012-13	36	7	631	17.5	52	109	.477	3	15	.200	24	41	.585	77	88	165	4.6	92	5	20	21	23	21	131	3.6
2013-14	35	35	934	26.7	48	88	.545	2	4	.500	34	52	.654	90	188	278	7.9	119	6	32	38	31	26	132	3.8
2014-15	10	10	197	19.7	9	18	.500	1	5	.200	11	14	.786	15	41	56	5.6	22	2	9	3	2	7	30	3.0
2015-16	15	4	254	16.9	13	27	.481	0	1	.000	4	8	.500	26	49	75	5.0	42	0	12	6	8	5	30	2.0
TOTAL	131	57	2466	18.8	180	349	.516	13	48	.271	93	154	.604	261	445	706	5.4	370	19	92	88	79	68	466	3.6

CAREER STATISTICS (CONFERENCE GAMES)

Year	GP	GS	Min	Avg	FG	FGA	Pct	3FG	FGA	Pct	FT	FTA	Pct	Off	Def	TR	Avg	PF	FO	A	TO	Blk	Stl	Pts	Avg
2011-12	16	1	230	14.4	28	52	.538	2	10	.200	12	22	.545	33	36	69	4.3	48	4	9	8	5	5	70	4.4
2012-13	16	0	281	17.6	20	39	.513	1	8	.125	7	15	.467	29	39	68	4.3	41	2	8	9	10	9	48	3.0
2013-14	18	18	505	28.1	24	42	.571	0	0	.000	21	32	.656	50	94	144	8.0	59	3	13	21	15	9	69	3.8
2015-16	2	2	52	26.0	4	6	.667	0	0	.000	2	2	1.00	12	12	24	12.0	5	0	2	1	3	1	10	5.0
TOTAL	52	21	1068	20.5	76	139	.547	3	18	.167	42	71	.592	124	181	305	5.9	153	9	32	39	33	24	197	3.8

#34 • JAKOB HARTSOCK
6-8 • 205 • FR • FORWARD



BARTLESVILLE, OKLAHOMA
BARTLESVILLE HS

2015-16 SEASON — PPG: 0.2 RPG: 0.8 APG: 0.1 SPG: 0.0 BPG: 0.0 FG%: .125 3FG%: .000 FT%: .000

2015-16 • Freshman

- Scored 2 points and added 4 rebounds against UVU

- Sister-in-law Kendalyn (Noah's wife) was a libero for the BYU women's volleyball team and led the team in digs in 2010 and 2011
- Also recruited by Missouri State, Utah and Utah State

Before BYU

- Played for Tim Bart at Bartlesville High School
- Averaged 18.6 points as a senior while leading Bartlesville High School to a 16-7 record and the Class 6A area playoffs
- Selected to the Oklahoma Coaches Association All-State Large East Boys Basketball Team
- Ranked the third best player in the class of 2013 in the state of Oklahoma and No. 56 among power forwards nationally by ESPN.com
- As a junior averaged 20 points, 7 rebounds and 2 blocks per game while shooting .496 from the field, .366 from three and .780 from the free throw line
- Named third-team all-state by Tulsa World
- Led Bartlesville to a record of 22-4 and a trip to the 6A state tournament

Personal

- Parents are David and Leslie Hartsock
- Served a mission for The Church of Jesus Christ of Latter-day Saints in Las Vegas
- Has five brothers and one sister
- Brother Noah was an All-WCC forward for the Cougars
- Brother Nate played two seasons at Oklahoma Wesleyan University and brother Jeremiah played at the University of Missouri-Kansas City
- Sister-in-law Lindsay Hartsock (Ben's wife) was a middle blocker for the BYU women's volleyball team and was the MWC Player of the Year in 2006

2015-16 SEASON HIGHS

PTS	2 vs. UVU – 11/13/15
1st H	–
2nd H	2 vs. UVU – 11/13/15
REB	4 vs. UVU – 11/13/15
AST	1 vs. ASU – 11/20/15
STL	–
BLK	–
FGM	1 vs. UVU – 11/13/15
FGA	4 vs. UVU – 11/13/15
3PM	–
3PA	2 vs. UVU – 11/13/15
FTM	–
FTA	–

MISCELLANEOUS

	15-16	Career
Double-Figure Points	0 (0-0)	0 (0-0)
20-plus Points	0 (0-0)	0 (0-0)
Double-Figure Reb	0 (0-0)	0 (0-0)
Double-Doubles	0 (0-0)	0 (0-0)
3-plus Steals	0 (0-0)	0 (0-0)
3-plus Blocks	0 (0-0)	0 (0-0)
3-plus 3-point FG	0 (0-0)	0 (0-0)
Scoring Leader	0 (0-0)	0 (0-0)
Rebound Leader	0 (0-0)	0 (0-0)
Assist Leader	0 (0-0)	0 (0-0)

2015-16 GAME-BY-GAME

Opponent	Date	GS	Min	FG	FGA	Pct	3FG	FGA	Pct	FT	FTA	Pct	Off	Def	TR	Avg	PF	FO	A	TO	Blk	Stl	Pts	Avg
Utah Valley	11/13/15		15	1	4	.250	0	2	.000	0	0	.000	0	3	4	4.0	4	0	0	1	0	0	2	2.0
at Long Beach State	11/16/15		1	0	0	.000	0	0	.000	0	0	.000	0	0	0	0.0	0	0	0	0	0	0	0	0.0
Adams State	11/20/15		7	0	3	.000	0	1	.000	0	0	.000	0	1	1	1.7	1	0	1	0	0	0	0	0.7
Mississippi Valley State	11/25/15																							
Belmont	11/28/15																							
at Utah	12/02/15		2	0	0	.000	0	0	.000	0	0	.000	0	0	0	1.3	0	0	0	0	0	0	0	0.5
vs. Weber State	12/05/15																							
Utah State	12/09/15		0	0	0	.000	0	0	.000	0	0	.000	0	1	1	1.2	0	0	0	0	0	0	0	0.4
at Colorado	12/12/15		2	0	0	.000	0	0	.000	0	0	.000	0	0	0	1.0	1	0	0	0	0	0	0	0.3
Central Michigan	12/18/15																							
vs. Harvard	12/22/15																							
vs. New Mexico	12/23/15		2	0	0	.000	0	0	.000	0	0	.000	0	1	1	1.0	0	0	0	0	0	0	0	0.3
vs. Northern Iowa	12/25/15																							
at Saint Mary's	12/31/15		0+	0	1	.000	0	1	.000	0	0	.000	0	0	0	0.9	0	0	0	0	0	0	0	0.3
at Pacific	01/02/16		0	0	0	.000	0	0	.000	0	0	.000	0	0	0	0.8	0	0	0	0	0	0	0	0.2
Santa Clara	01/07/16																							
San Francisco	01/09/16																							
at Gonzaga	01/14/16																							
at Portland	01/16/16																							
at Loyola Marymount	01/21/16																							
at Pepperdine	01/23/16																							
Loyola Marymount	01/28/16																							
Pepperdine	01/30/16																							
Saint Mary's	02/04/16																							
Pacific	02/06/16																							
at San Francisco	02/11/16																							
at Santa Clara	02/13/16																							
at San Diego	02/18/16																							
San Diego	02/20/16																							
Portland	02/25/16																							
Gonzaga	02/27/16																							
Totals			0	29	1	8	.125	0	4	.000	0	0	.000	1	6	7	0.8	6	0	1	1	0	2	0.2


CAREER STATISTICS (ALL GAMES)

Year	GP	GS	Min	Avg	FG	FGA	Pct	3FG	FGA	Pct	FT	FTA	Pct	Off	Def	TR	Avg	PF	FO	A	TO	Blk	Stl	Pts	Avg
2015-16	9	0	29	3.2	1	8	.125	0	4	.000	0	0	.000	1	6	7	0.8	6	0	1	1	0	0	2	0.2
TOTAL	9	0	29	3.2	1	8	.125	0	4	.000	0	0	.000	1	6	7	0.8	6	0	1	1	0	0	2	0.2

CAREER STATISTICS (CONFERENCE GAMES)

Year	GP	GS	Min	Avg	FG	FGA	Pct	3FG	FGA	Pct	FT	FTA	Pct	Off	Def	TR	Avg	PF	FO	A	TO	Blk	Stl	Pts	Avg
2015-16	2	0	0	0.0	0	1	.000	0	1	.000	0	0	.000	0	0	0	0.0	0	0	0	0	0	0	0	0.0
TOTAL	2	0	0	0.0	0	1	.000	0	1	.000	0	0	.000	0	0	0	0.0	0	0	0	0	0	0	0	0.0

#40 • JAMAL AYTES
6-6 • 235 • SO • FORWARD



SAN DIEGO, CALIFORNIA
UNLV

2015-16 SEASON — PPG: 5.3 RPG: 1.9 APG: 0.2 SPG: 0.0 BPG: 0.0 FG%: .622 3FG%: .000 FT%: .438

2015-16 • Sophomore

- Made BYU debut at Long Beach State and shot 4 of 5 from the field for 8 points and added 4 rebounds
- Totaled 11 points on 5 of 7 shooting and added 1 assist vs. Adams State
- Hit 3 of 3 from the field and 3 of 4 from the free throw line for 9 points to go with 6 boards vs. New Mexico

Personal

- Son of Franklin and Jacqueline Aytes
- Has six siblings: Franklin, Candace, Bianca, Rashaun, Malik and Jazzele

In 2013-14 • Freshman/Transfer

- Played the fall semester at UNLV
- Transferred to BYU in January 2014 and sat out the rest of the season due to NCAA transfer rules

In 2014-15 • Redshirt

- Missed the season due to an ankle injury

Before BYU

- Played for Joedy Gardner at JSerra Catholic High School in San Juan Capistrano, Calif.
- As a senior, averaged 17 points and 10 rebounds
- Named to the All-CIF Southern Division 4AA Team
- Ranked No. 66 nationally among power forwards by ESPN.com in the class of 2013
- Played AAU ball for the Dream Vision, coached by Clayton Williams
- Named MVP at the adidas Exclusive Run
- Played for UNLV in the fall of 2013 and averaged 2.8 points in 9.3 minutes

2015-16 SEASON HIGHS

PTS	11 vs. ASU – 11/20/15
1st H	4 at Pacific – 01/02/16
2nd H	9 vs. ASU – 11/20/15
REB	6 vs. New Mexico – 12/23/15
AST	1, twice, last vs. Harvard – 12/22/15
STL	–
BLK	–
FGM	5 vs. ASU – 11/20/15
FGA	7 vs. ASU – 11/20/15
3PM	–
3PA	–
FTM	3, twice, last vs. New Mexico – 12/23/15
FTA	4, twice, last vs. New Mexico – 12/23/15

MISCELLANEOUS

	15-16	Career
Double-Figure Points	1 (1-0)	1 (1-0)
20-plus Points	0 (0-0)	0 (0-0)
Double-Figure Reb	0 (0-0)	0 (0-0)
Double-Doubles	0 (0-0)	0 (0-0)
3-plus Steals	0 (0-0)	0 (0-0)
3-plus Blocks	0 (0-0)	0 (0-0)
3-plus 3-point FG	0 (0-0)	0 (0-0)
Scoring Leader	0 (0-0)	0 (0-0)
Rebound Leader	1 (1-0)	1 (1-0)
Assist Leader	0 (0-0)	0 (0-0)

2015-16 GAME-BY-GAME

Opponent	Date	GS	Min	FG	FGA	Pct	3FG	FGA	Pct	FT	FTA	Pct	Off	Def	TR	Avg	PF	FO	A	TO	Blk	Stl	Pts	Avg	
Utah Valley	11/13/15																								
DNP																									
at Long Beach State	11/16/15		14	4	5	.800	0	0	.000	0	2	.000	2	2	4	4.0	3	0	0	2	0	0	8	8.0	
Adams State	11/20/15		18	5	7	.714	0	0	.000	1	3	.333	0	0	2	2.0	2	0	1	1	0	0	11	9.5	
Mississippi Valley State	11/25/15		11	1	2	.500	0	0	.000	3	4	.750	0	1	1	1.7	3	0	0	0	0	0	5	8.0	
Belmont	11/28/15		12	1	1	1.000	0	0	.000	0	0	.000	0	1	1	1.5	3	0	0	2	0	0	2	6.5	
at Utah	12/02/15		3	0	0	.000	0	0	.000	0	0	.000	0	0	0	1.2	1	0	0	0	0	0	0	5.2	
vs. Weber State	12/05/15																								
DNP																									
Utah State	12/09/15																								
DNP																									
at Colorado	12/12/15																								
DNP																									
Central Michigan	12/18/15																								
DNP																									
vs. Harvard	12/22/15		20	3	6	.500	0	0	.000	0	2	.000	1	0	1	1.2	3	0	1	1	0	0	6	5.3	
vs. New Mexico	12/23/15		21	3	3	1.000	0	0	.000	3	4	.750	2	4	6	1.9	4	0	0	1	0	0	9	5.9	
vs. Northern Iowa	12/25/15		19	3	6	.500	0	0	.000	0	0	.000	0	3	3	2.0	1	0	0	0	0	0	6	5.9	
at Saint Mary's	12/31/15		9	1	1	1.000	0	0	.000	0	0	.000	1	0	1	1.9	0	0	0	0	0	0	2	5.4	
at Pacific	01/02/16		10	2	6	.333	0	0	.000	0	1	.000	0	2	2	1.9	2	0	0	1	0	0	4	5.3	
Santa Clara	01/07/16																								
San Francisco	01/09/16																								
at Gonzaga	01/14/16																								
at Portland	01/16/16																								
at Loyola Marymount	01/21/16																								
at Pepperdine	01/23/16																								
Loyola Marymount	01/28/16																								
Pepperdine	01/30/16																								
Saint Mary's	02/04/16																								
Pacific	02/06/16																								
at San Francisco	02/11/16																								
at Santa Clara	02/13/16																								
at San Diego	02/18/16																								
San Diego	02/20/16																								
Portland	02/25/16																								
Gonzaga	02/27/16																								
Totals			0	137	23	37	.622	0	0	.000	7	16	.438	6	13	19	1.9	22	0	2	8	0	0	53	5.3


CAREER STATISTICS (ALL GAMES)

Year	GP	GS	Min	Avg	FG	FGA	Pct	3FG	FGA	Pct	FT	FTA	Pct	Off	Def	TR	Avg	PF	FO	A	TO	Blk	Stl	Pts	Avg
2015-16	10	0	137	13.7	23	37	.622	0	0	.000	7	16	.438	6	13	19	1.9	22	0	2	8	0	0	53	5.3
TOTAL	10	0	137	13.7	23	37	.622	0	0	.000	7	16	.438	6	13	19	1.9	22	0	2	8	0	0	53	5.3

CAREER STATISTICS (CONFERENCE GAMES)

Year	GP	GS	Min	Avg	FG	FGA	Pct	3FG	FGA	Pct	FT	FTA	Pct	Off	Def	TR	Avg	PF	FO	A	TO	Blk	Stl	Pts	Avg
2015-16	2	0	19	9.5	3	7	.429	0	0	.000	0	1	.000	1	2	3	1.5	2	0	0	1	0	0	6	3.0
TOTAL	2	0	19	9.5	3	7	.429	0	0	.000	0	1	.000	1	2	3	1.5	2	0	0	1	0	0	6	3.0

#44 • CORBIN KAUFUSI
6-10 • 255 • SO • CENTER



PROVO, UTAH
TIMPVIEW HS

2015-16 SEASON — PPG: 6.1 RPG: 3.9 APG: 0.4 SPG: 0.3 BPG: 1.3 FG%: .607 3FG%: .000 FT%: .480

2015-16 • Sophomore

- Played in 34 games and started the final 13 of the season
- Posted career highs of 17 points and 10 rebounds and added 3 blocks at Long Beach State
- Had 14 points, 7 rebounds, 1 assist and 4 blocks vs. Adams State
- Totaled 12 points, 4 rebounds, 1 assist and 4 blocks vs. MVSU
- Had his 4th double figure scoring game with 10 points vs. Utah State

- Played football and helped Timpview win state titles in 2008 and 2009
- Second-team all-state in football in 2011
- A member of the National Honors Society and a four-year academic honoree
- Also recruited by Stanford to play football

In 2014-15 • Freshman

- Played in 34 games and started the final 13 of the season
- Posted season highs of 9 points (Portland), 9 rebounds (Gonzaga), 1 assist (3 times), 2 steals (3 times) and 4 blocks (Saint Mary's)
- Had the 3rd-most blocks by a BYU freshman with 34 and the fifth-best blocks per game average by a BYU freshman at 1.0
- Totaled 8 points, 6 rebounds and 2 blocks vs. Chaminade
- Posted 7 points, 6 rebounds, 3 blocks and 2 steals at Gonzaga
- Had 7 points, 7 boards, 1 assist, 2 blocks and 2 steals vs. Santa Clara in the WCC tournament
- Scored a career-best 9 points and added 6 rebounds vs. Portland in the WCC tournament
- Had 3-plus blocks 3 times and led the team in rebounds once

Personal

- Parents are Steve (an assistant coach on the BYU football team) and Michelle and has four siblings
- Brother Bronson plays football at BYU and played basketball for the Cougars in 2012-13
- Served a two-year mission for The Church of Jesus Christ of Latter-day Saints in South Korea
- An Eagle Scout

Before BYU

- Coached by Perry Wildeboer at Timpview High School
- As a junior averaged 11.6 points while helping Timpview to a record of 19-6
- As a sophomore helped Timpview win the 4A state title and finish with a record of 19-7
- Played in the 2011 All-Valley Basketball All-Star Classic

2015-16 SEASON HIGHS

PTS	17 at LBSU – 11/16/15
1st H	9, twice, last vs. MVSU – 11/25/15
2nd H	8 at LBSU – 11/16/15
REB	10 at LBSU – 11/16/15
AST	1, 5 times, last vs. Harvard – 12/22/15
STL	2 vs. Weber State – 12/05/15
BLK	4, twice, last vs. MVSU – 11/25/15
FGM	7 at LBSU – 11/16/15, vs. ASU – 11/20/15
FGA	10 at LBSU – 11/16/15
3PM	—
3PA	—
FTM	3 at LBSU – 11/16/15
FTA	6 vs. MVSU – 11/25/15

CAREER

PTS	17 at LBSU – 11/16/15
1st H	9, twice, last vs. MVSU – 11/25/15
2nd H	8 vs. Chaminade – 11/25/14, at LBSU – 11/16/15
REB	10 at LBSU – 11/16/15
AST	1, 6 times, last at Utah – 12/02/15
STL	2, 4 times, last vs. Weber St. – 12/05/15
BLK	4, 3 times, last vs. MVSU – 11/25/15
FGM	7 at LBSU – 11/16/15, vs. ASU – 11/20/15
FGA	10 at LBSU – 11/16/15
3PM	—
3PA	—
FTM	5, twice, last vs. Santa Clara – 3/9/15
FTA	9 vs. SVU – 11/19/14

MISCELLANEOUS

	15-16	Career
Double-Figure Points	4 (3-1)	4 (3-1)
20-plus Points	0 (0-0)	0 (0-0)
Double-Figure Reb	1 (0-1)	1 (0-1)
Double-Doubles	1 (0-1)	1 (0-1)
3-plus Steals	0 (0-0)	0 (0-0)
3-plus Blocks	3 (2-1)	6 (5-1)
3-plus 3-point FG	0 (0-0)	0 (0-0)
Scoring Leader	1 (0-1)	1 (0-1)
Rebound Leader	0 (0-0)	1 (0-1)
Assist Leader	0 (0-0)	0 (0-0)

2015-16 GAME-BY-GAME

Opponent	Date	GS	Min	FG	FGA	Pct	3FG	FGA	Pct	FT	FTA	Pct	Off	Def	TR	Avg	PF	FO	A	TO	Blk	Stl	Pts	Avg	
Utah Valley	11/13/15	*	17	2	4	.500	0	0	.000	2	2	1.000	5	3	8	8.0	5	1	0	4	0	0	6	6.0	
at Long Beach State	11/16/15	*	33	7	10	.700	0	0	.000	3	4	.750	4	6	10	9.0	2	0	0	2	3	0	17	11.5	
Adams State	11/20/15	*	13	7	9	.778	0	0	.000	0	2	.000	3	4	7	8.3	1	0	1	1	4	0	14	12.3	
Mississippi Valley State	11/25/15	*	26	5	7	.714	0	0	.000	2	6	.333	2	2	4	7.3	1	0	1	3	4	0	12	12.3	
Belmont	11/28/15	*	11	2	3	.667	0	0	.000	0	2	.000	3	3	6	7.0	3	0	0	1	0	0	4	10.6	
at Utah	12/02/15	*	13	0	3	.000	0	0	.000	0	0	.000	0	0	0	5.8	5	1	1	1	2	0	0	8.8	
vs. Weber State	12/05/15	*	23	3	5	.600	0	0	.000	0	0	.000	1	1	2	5.3	4	0	0	3	0	2	6	8.4	
Utah State	12/09/15	*	18	5	8	.625	0	0	.000	0	0	.000	2	3	5	5.3	5	1	0	1	2	1	10	8.6	
at Colorado	12/12/15	*	23	4	7	.571	0	0	.000	1	2	.500	1	3	4	5.1	4	0	1	0	2	1	9	8.7	
Central Michigan	12/18/15	*	12	0	1	.000	0	0	.000	2	3	.667	1	1	2	4.8	1	0	0	0	0	0	2	8.0	
vs. Harvard	12/22/15	*	15	1	3	.333	0	0	.000	1	2	.500	0	1	1	4.5	2	0	1	1	1	0	3	7.5	
vs. New Mexico	12/23/15		7	0	0	.000	0	0	.000	0	0	.000	0	0	0	4.1	1	0	0	2	0	0	0	6.9	
vs. Northern Iowa	12/25/15															DNP									
at Saint Mary's	12/31/15		9	0	0	.000	0	0	.000	1	2	.500	3	1	4	4.1	1	0	0	0	0	0	1	6.5	
at Pacific	01/02/16		7	1	1	1.000	0	0	.000	0	0	.000	1	0	1	3.9	3	0	0	0	0	0	2	6.1	
Santa Clara	01/07/16																								
San Francisco	01/09/16																								
at Gonzaga	01/14/16																								
at Portland	01/16/16																								
at Loyola Marymount	01/21/16																								
at Pepperdine	01/23/16																								
Loyola Marymount	01/28/16																								
Pepperdine	01/30/16																								
Saint Mary's	02/04/16																								
Pacific	02/06/16																								
at San Francisco	02/11/16																								
at Santa Clara	02/13/16																								
at San Diego	02/18/16																								
San Diego	02/20/16																								
Portland	02/25/16																								
Gonzaga	02/27/16																								
Totals			11	227	37	61	.607	0	0	.000	12	25	.480	26	28	54	3.9	38	3	5	19	18	4	86	6.1

CAREER STATISTICS (ALL GAMES)

Year	GP	GS	Min	Avg	FG	FGA	Pct	3FG	FGA	Pct	FT	FTA	Pct	Off	Def	TR	Avg	PF	FO	A	TO	Blk	Stl	Pts	Avg
2014-15	34	13	560	16.5	36	64	.563	0	0	.000	43	70	.614	57	76	133	3.9	117	5	3	34	34	11	115	3.4
2015-16	14	11	227	16.2	37	61	.607	0	0	.000	12	25	.480	26	28	54	3.9	38	3	5	19	18	4	86	6.1
TOTAL	48	24	787	16.4	73	125	.584	0	0	.000	55	95	.579	83	104	187	3.9	155	8	8	53	52	15	201	4.2

CAREER STATISTICS (CONFERENCE GAMES)

Year	GP	GS	Min	Avg	FG	FGA	Pct	3FG	FGA	Pct	FT	FTA	Pct	Off	Def	TR	Avg	PF	FO	A	TO	Blk	Stl	Pts	Avg
2014-15	18	9	319	17.7	18	32	.563	0	0	.000	16	28	.571	29	41	70	3.9	69	4	1	12	24	4	52	2.9
2015-16	2	0	16	8.0	1	1	1.000	0	0	.000	1	2	.500	4	1	5	2.5	4	0	0	0	0	0	3	1.5
TOTAL	20	9	335	16.8	19	33	.576	0	0	.000	17	30	.567	33	42	75	3.8	73	4	1	12	24	4	55	2.8

Official Basketball Box Score -- Game Totals -- Final Statistics
BYU vs Colorado
12/12/15 6 p.m. at Boulder, Colo. (Coors Events Center)

BYU 83 - 63

Table with columns: # Player, Total FG-FGA, 3-Ptr FG-FGA, FT-FTA, Rebounds (Off Def Tot), PF, TP, A TO Blk Stl, Min. Includes player stats for DAVIS, Kyle, KAUFUSI, Corbin, FISCHER, Chase, EMERY, Nick, COLLINSWORTH, Kyle, SELJAAS, Zac, TOOLSON, Jake, CALVERT, Cory, CHATMAN, Jordan, SHAW, Braiden, AUSTIN, Nate, HARTSOCK, Jakob, and Team.

FG % 1st Half: 14-36 38.9% 2nd half: 16-41 39.0% Game: 30-77 39.0%
3FG % 1st Half: 3-10 30.0% 2nd half: 6-19 31.6% Game: 9-29 31.0%
FT % 1st Half: 5-6 83.3% 2nd half: 9-12 75.0% Game: 14-18 77.8%

Colorado 92 - 81

Table with columns: # Player, Total FG-FGA, 3-Ptr FG-FGA, FT-FTA, Rebounds (Off Def Tot), PF, TP, A TO Blk Stl, Min. Includes player stats for Gordon, Wesley, Scott, Josh, Collier, Dominique, King, George, Fortune, Josh, Akayzili, Thomas, Talton, Xavier, Fletcher, Tre'Shaun, Miller, Tory, and Team.

FG % 1st Half: 20-38 52.6% 2nd half: 11-30 36.7% Game: 31-68 45.6%
3FG % 1st Half: 6-13 46.2% 2nd half: 4-11 36.4% Game: 10-24 41.7%
FT % 1st Half: 2-2 100.0% 2nd half: 18-21 85.7% Game: 20-23 87.0%

Officials: Chris Rastatter, Gregory Nixon, Nate Harris
Technical fouls: BYU-None. Colorado-None.
Attendance: 8913
Score by periods table and In Off 2nd Fast Bench table.

Last FG - BYU 2nd-01:21, COLO 2nd-04:08.
Largest lead - BYU None, COLO by 25 2nd-15:46.
BYU led for 00:00. COLO led for 39:10. Game was tied for 00:50.

Official Basketball Box Score -- Game Totals -- Final Statistics
Central Michigan vs BYU
12/18/15 7:05 pm at Provo, Utah, Marriott Center

Central Michigan 85 - 5-5

Table with columns: # Player, Total FG-FGA, 3-Ptr FG-FGA, FT-FTA, Rebounds (Off Def Tot), PF, TP, A TO Blk Stl, Min. Includes player stats for RAYSON, Braylon, SIMMONS, Rayshawn, FOWLER, Chris, MEYER, Luke, SIMONS, John, REDMAN, Corey, STEWART, Austin, KOZINSKI, Josh, SCOTT, DaRohn, and Team.

FG % 1st Half: 16-33 48.5% 2nd half: 14-31 45.2% Game: 30-64 46.9%
3FG % 1st Half: 10-20 50.0% 2nd half: 7-16 43.8% Game: 17-36 47.2%
FT % 1st Half: 2-3 66.7% 2nd half: 6-11 54.5% Game: 8-14 57.1%

BYU 98 - 7-3

Table with columns: # Player, Total FG-FGA, 3-Ptr FG-FGA, FT-FTA, Rebounds (Off Def Tot), PF, TP, A TO Blk Stl, Min. Includes player stats for FISCHER, Chase, EMERY, Nick, COLLINSWORTH, Kyle, KAUFUSI, Corbin, SELJAAS, Zac, TOOLSON, Jake, CHATMAN, Jordan, AUSTIN, Nate, and Team.

FG % 1st Half: 15-31 48.4% 2nd half: 20-33 60.6% Game: 35-64 54.7%
3FG % 1st Half: 8-18 44.4% 2nd half: 6-13 46.2% Game: 14-31 45.2%
FT % 1st Half: 6-9 66.7% 2nd half: 8-12 66.7% Game: 14-21 66.7%

Officials: Verne Harris, Keith Kimble, Larry Spaulding
Technical fouls: Central Michigan-None. BYU-None.
Attendance: 13408

Score by periods table and In Off 2nd Fast Bench table.

Last FG - CMU 2nd-00:08, BYU 2nd-00:19.
Largest lead - CMU by 2 1st-02:18, BYU by 16 2nd-00:19.
CMU led for 00:54. BYU led for 35:12. Game was tied for 03:54.

Official Basketball Box Score -- Game Totals -- Final Statistics
BYU vs Harvard
12-22-15 11:30 AM at Stan Sheriff Center (Honolulu, O'ahu)

BYU 82 - 7-4, 0-1 HADHC

Table with columns: # Player, Total FG-FGA, 3-Ptr FG-FGA, FT-FTA, Rebounds (Off Def Tot), PF, TP, A TO Blk Stl, Min. Includes player stats for FISCHER, Chase, EMERY, Nick, COLLINSWORTH, Kyle, DAVIS, Kyle, KAUFUSI, Corbin, SELJAAS, Zac, CHATMAN, Jordan, AUSTIN, Nate, AYTES, Jamal, and Team.

FG % 1st Half: 12-27 44.4% 2nd half: 13-27 48.1% OT: 5-6 83.3% Game: 30-60 50.0%
3FG % 1st Half: 2-4 50.0% 2nd half: 1-8 12.5% OT: 0-1 0.0% Game: 3-13 23.1%
FT % 1st Half: 3-8 37.5% 2nd half: 10-14 71.4% OT: 6-7 85.7% Game: 19-29 65.5%

Harvard 85 - 4-6, 1-0 HADHC

Table with columns: # Player, Total FG-FGA, 3-Ptr FG-FGA, FT-FTA, Rebounds (Off Def Tot), PF, TP, A TO Blk Stl, Min. Includes player stats for McCarthy, Tommy, Edosomwan, Zena, Johnson, Corey, Cummins, Evan, Okolie, Agunwa, Steeves, Patrick, Egi, Chris, Miller, Corbin, Perez, Weisner, and Team.

FG % 1st Half: 12-28 42.9% 2nd half: 13-27 48.1% OT: 4-6 66.7% Game: 29-61 47.5%
3FG % 1st Half: 6-9 66.7% 2nd half: 3-10 30.0% OT: 2-3 66.7% Game: 11-22 50.0%
FT % 1st Half: 1-4 25.0% 2nd half: 6-10 60.0% OT: 9-12 75.0% Game: 16-26 61.5%

Officials: Todd Apo, Duke Edsell, Jason Barker
Technical fouls: BYU-None. Harvard-None.
Attendance: 7161

Score by periods table and In Off 2nd Fast Bench table.

Last FG - BYU OT-01:00, HARV OT-01:09.
Largest lead - BYU by 4 2nd-02:14, HARV by 16 1st-12:52.
BYU led for 08:56. HARV led for 30:41. Game was tied for 05:23.

Official Basketball Box Score -- Game Totals -- Final Statistics
New Mexico vs BYU
12-23-15 9:30 AM at Stan Sheriff Center (Honolulu, O'ahu)

New Mexico 66 - 7-5, 0-2 HADHC

Table with columns: # Player, Total FG-FGA, 3-Ptr FG-FGA, FT-FTA, Rebounds (Off Def Tot), PF, TP, A TO Blk Stl, Min. Includes player stats for NEAL, Cullen, BROWN, Elijah, AGET, Objij, LOGWOOD, Sam, WILLIAMS, Tim, HUNTER, Jordan, KUIPER, Dane, ADAMS, Xavier, FURSTINGER, Joe, MATHIS, Anthony, SCEKIC, Nikola, and Team.

FG % 1st Half: 13-26 50.0% 2nd half: 9-22 40.9% Game: 22-48 45.8%
3FG % 1st Half: 4-9 44.4% 2nd half: 1-3 33.3% Game: 5-12 41.7%
FT % 1st Half: 8-8 100.0% 2nd half: 9-14 64.3% Game: 17-22 77.3%

BYU 96 - 8-4, 1-1 HADHC

Table with columns: # Player, Total FG-FGA, 3-Ptr FG-FGA, FT-FTA, Rebounds (Off Def Tot), PF, TP, A TO Blk Stl, Min. Includes player stats for FISCHER, Chase, EMERY, Nick, COLLINSWORTH, Kyle, DAVIS, Kyle, AUSTIN, Nate, SELJAAS, Zac, CHATMAN, Jordan, SHAW, Braiden, HARTSOCK, Jakob, AYTES, Jamal, KAUFUSI, Corbin, and Team.

FG % 1st Half: 17-34 50.0% 2nd half: 15-27 55.6% Game: 32-61 52.5%
3FG % 1st Half: 9-16 56.3% 2nd half: 7-12 58.3% Game: 16-28 57.1%
FT % 1st Half: 3-3 100.0% 2nd half: 13-16 81.3% Game: 16-19 84.2%

Officials: Ken Ditty, Alfred Smith, Todd Apo
Technical fouls: New Mexico-None. BYU-None.
Attendance:
Consolation #1 Game

Score by periods table and In Off 2nd Fast Bench table.

Last FG - NM 2nd-05:43, BYU 2nd-02:53.
Largest lead - NM by 2 1st-19:32, BYU by 30 2nd-03:49.
NM led for 00:45. BYU led for 38:46. Game was tied for 00:28.

THE STAT CREW SYSTEM
BYU Combined Team Statistics (as of Jan 02, 2016)
All games

RECORD:	OVERALL	HOME	AWAY	NEUTRAL
ALL GAMES	10-5	6-0	1-4	3-1
CONFERENCE	1-1	0-0	1-1	0-0
NON-CONFERENCE	9-4	6-0	0-3	3-1

#	Player	gp-gs	min	avg	Total		3-Point		F-Throw		Rebounds				pf	dq	a	to	blk	stl	pts	avg
					fg-fga	fg%	3fg-fga	3fg%	ft-fga	ft%	off	def	tot	avg								
01	FISCHER, Chase	15-15	482	32.1	84-203	.414	48-132	.364	54-67	.806	7	28	35	2.3	26	1	26	27	1	16	270	18.0
05	COLLINSWORTH, Kyl	15-15	512	34.1	78-176	.443	3-18	.167	61-91	.670	35	85	120	8.0	33	0	110	53	11	31	220	14.7
04	EMERY, Nick	14-10	416	29.7	72-177	.407	34-97	.351	23-26	.885	7	39	46	3.3	36	2	34	20	1	15	201	14.4
21	DAVIS, Kyle	15-15	455	30.3	78-143	.545	4-6	.667	33-54	.611	42	106	148	9.9	35	0	23	34	17	10	193	12.9
02	SELJAAS, Zac	14-0	226	16.1	36-62	.581	28-45	.622	6-9	.667	3	22	25	1.8	21	1	7	7	2	8	106	7.6
44	KAUFUSI, Corbin	14-11	227	16.2	37-61	.607	0-0	.000	12-25	.480	26	28	54	3.9	38	3	5	19	18	4	86	6.1
40	AYTES, Jamal	10-0	137	13.7	23-37	.622	0-0	.000	7-16	.438	6	13	19	1.9	22	0	2	8	0	0	53	5.3
15	TOOLSON, Jake	10-5	138	13.8	15-33	.455	7-19	.368	2-2	1.000	2	14	16	1.6	7	0	12	7	0	3	39	3.9
25	CHATMAN, Jordan	14-0	93	6.6	12-23	.522	6-13	.462	3-5	.600	1	7	8	0.6	8	0	6	8	1	0	33	2.4
33	AUSTIN, Nate	15-4	254	16.9	13-27	.481	0-1	.000	4-8	.500	26	49	75	5.0	42	0	12	6	8	5	30	2.0
31	SHAW, Braiden	8-0	26	3.3	1-3	.333	0-0	.000	3-6	.500	0	5	5	0.6	3	0	1	0	0	1	5	0.6
34	HARTSOCK, Jakob	9-0	29	3.2	1-8	.125	0-4	.000	0-0	.000	1	6	7	0.8	6	0	1	1	0	0	2	0.2
24	GUINN, Davin	1-0	0	0.0	0-0	.000	0-0	.000	0-0	.000	0	0	0	0.0	0	0	0	0	0	0	0	0.0
Team											22	31	53				1					
Total.....		15	3025		452-962	.470	131-340	.385	208-309	.673	178	438	616	41.1	280	7	240	191	59	93	1243	82.9
Opponents.....		15	3026		385-924	.417	134-366	.366	196-274	.715	139	387	526	35.1	297	2	214	194	42	80	1100	73.3

TEAM STATISTICS	BYU	OPP	Date	Opponent	Score	Att.
SCORING	1243	1100	11/13/15	UTAH VALLEY	w 85-54	17683
Points per game	82.9	73.3	11/16/15	at Long Beach State	L 65-66	3412
Scoring margin	+9.5	-	11/20/15	ADAMS STATE	w 97-56	12976
FIELD GOALS-ATT	452-962	385-924	11/25/15	MISSISSIPPI VALLEY	w 75-68	15467
Field goal pct	.470	.417	11/28/15	BELMONT	w 95-81	13712
3 POINT FG-ATT	131-340	134-366	12/02/15	at Utah	L 75-83	15131
3-point FG pct	.385	.366	12/05/15	vs Weber State	w 73-68	15121
3-pt FG made per game	8.7	8.9	12/09/15	UTAH STATE	w 80-68	14048
FREE THROWS-ATT	208-309	196-274	12/12/15	at Colorado	L 83-92	8913
Free throw pct	.673	.715	12/18/15	CENTRAL MICHIGAN	w 98-85	13408
F-Throws made per game	13.9	13.1	12/22/15	vs Harvard	Lot 82-85	7161
REBOUNDS	616	526	12/23/15	vs New Mexico	w 96-66	0
Rebounds per game	41.1	35.1	12/25/15	vs Northern Iowa	w 84-76	6172
Rebounding margin	+6.0	-	* 12/31/15	at Saint Mary's (CA)	L 74-85	3183
ASSISTS	240	214	* 1/2/16	at Pacific	w 81-67	3175
Assists per game	16.0	14.3				
TURNOVERS	191	194				
Turnovers per game	12.7	12.9				
Turnover margin	+0.2	-				
Assist/turnover ratio	1.3	1.1				
STEALS	93	80				
Steals per game	6.2	5.3				
BLOCKS	59	42				
Blocks per game	3.9	2.8				
ATTENDANCE	87294	62268				
Home games-Avg/Game	6-14549	5-6763				
Neutral site-Avg/Game	-	4-7114				

* - Conference game

Score by Periods	1st	2nd	OT	Totals
BYU	562	665	16	1243
Opponents	530	551	19	1100

THE STAT CREW SYSTEM
BYU Combined Team Statistics (as of Jan 02, 2016)
Conference games

RECORD:	OVERALL	HOME	AWAY	NEUTRAL
ALL GAMES	1-1	0-0	1-1	0-0
CONFERENCE	1-1	0-0	1-1	0-0
NON-CONFERENCE	0-0	0-0	0-0	0-0

#	Player	gp-gs	min	avg	Total		3-Point		F-Throw		Rebounds				pf	dq	a	to	blk	stl	pts	avg	
					fg-fga	fg%	3fg-fga	3fg%	ft-fa	ft%	off	def	tot	avg									
01	FISCHER, Chase	2-2	71	35.5	15-34	.441	8-19	.421	6-8	.750	1	4	5	2.5	5	0	4	3	0	1	44	22.0	
05	COLLINSWORTH, Kyl	2-2	72	36.0	9-23	.391	0-1	.000	12-17	.706	2	9	11	5.5	5	0	14	8	1	3	30	15.0	
21	DAVIS, Kyle	2-2	50	25.0	8-17	.471	0-0	.000	2-4	.500	4	6	10	5.0	5	0	0	3	4	1	18	9.0	
02	SELJAAS, Zac	2-0	44	22.0	5-10	.500	5-8	.625	2-2	1.000	1	4	5	2.5	2	0	0	1	0	1	17	8.5	
04	EMERY, Nick	2-2	60	30.0	6-22	.273	4-13	.308	1-2	.500	2	4	6	3.0	5	0	3	1	0	0	17	8.5	
33	AUSTIN, Nate	2-2	52	26.0	4-6	.667	0-0	.000	2-2	1.000	12	12	24	12.0	5	0	2	1	3	1	10	5.0	
25	CHATMAN, Jordan	2-0	15	7.5	3-6	.500	2-2	1.000	2-2	1.000	0	1	1	0.5	1	0	0	0	0	0	10	5.0	
40	AYTES, Jamal	2-0	19	9.5	3-7	.429	0-0	.000	0-1	.000	1	2	3	1.5	2	0	0	1	0	0	6	3.0	
44	KAUFUSI, Corbin	2-0	16	8.0	1-1	1.000	0-0	.000	1-2	.500	4	1	5	2.5	4	0	0	0	0	0	3	1.5	
34	HARTSOCK, Jakob	2-0	0	0.0	0-1	.000	0-1	.000	0-0	.000	0	0	0	0.0	0	0	0	0	0	0	0	0.0	
24	GUINN, Davin	1-0	0	0.0	0-0	.000	0-0	.000	0-0	.000	0	0	0	0.0	0	0	0	0	0	0	0	0.0	
31	SHAW, Braiden	2-0	1	0.5	0-0	.000	0-0	.000	0-0	.000	0	0	0	0.0	1	0	0	0	0	0	0	0.0	
Team											1	2	3										
Total.....		2	400		54-127	.425	19-44	.432	28-40	.700	28	45	73	36.5	35	0	23	18	8	7	155	77.5	
Opponents.....		2	401		56-109	.514	15-37	.405	25-32	.781	14	51	65	32.5	43	1	39	22	9	8	152	76.0	

TEAM STATISTICS	BYU	OPP	Date	Opponent	Score	Att.
SCORING	155	152	* 12/31/15	at Saint Mary's (CA)	L 74-85	3183
Points per game	77.5	76.0	* 1/2/16	at Pacific	W 81-67	3175
Scoring margin	+1.5	-	* - Conference game			
FIELD GOALS-ATT	54-127	56-109				
Field goal pct	.425	.514				
3 POINT FG-ATT	19-44	15-37				
3-point FG pct	.432	.405				
3-pt FG made per game	9.5	7.5				
FREE THROWS-ATT	28-40	25-32				
Free throw pct	.700	.781				
F-Throws made per game	14.0	12.5				
REBOUNDS	73	65				
Rebounds per game	36.5	32.5				
Rebounding margin	+4.0	-				
ASSISTS	23	39				
Assists per game	11.5	19.5				
TURNOVERS	18	22				
Turnovers per game	9.0	11.0				
Turnover margin	+2.0	-				
Assist/turnover ratio	1.3	1.8				
STEALS	7	8				
Steals per game	3.5	4.0				
BLOCKS	8	9				
Blocks per game	4.0	4.5				
ATTENDANCE	0	6358				
Home games-Avg/Game	0-0	2-3179				
Neutral site-Avg/Game	-	0-0				

Score by Periods	1st	2nd	Totals
BYU	61	94	155
Opponents	64	88	152



#1 CHASE FISCHER
6-3 | 190 | Senior | Guard
Ripley, West Virginia | Wake Forest



#2 ZAC SELJAAS
6-7 | 215 | Freshman | Guard
Bountiful, Utah | Bountiful HS



#4 NICK EMERY
6-2 | 185 | Freshman | Guard
Alpine, Utah | Lone Peak HS



#5 KYLE COLLINSWORTH
6-6 | 215 | Senior | Guard
Provo, Utah | Provo HS



#15 JAKE TOOLSON
6-5 | 205 | Sophomore | Guard
Gilbert, Arizona | Highland HS



#21 KYLE DAVIS
6-8 | 225 | Junior | Forward
Draper, Utah | Utah State



#25 JORDAN CHATMAN
6-5 | 195 | Freshman | Guard
Vancouver, Washington | Union HS



#31 BRAIDEN SHAW
6-9 | 210 | Freshman | Forward
Eagle, Idaho | Eagle HS



#33 NATE AUSTIN
6-11 | 245 | Senior | Forward
Alpine, Utah | Lone Peak HS



#34 JAKOB HARTSOCK
6-8 | 205 | Freshman | Forward
Bartlesville, Oklahoma | Bartlesville HS



#40 JAMAL AYTES
6-6 | 235 | Sophomore | Forward
San Diego, California | UNLV



#44 CORBIN KAUFUSI
6-10 | 255 | Sophomore | Center
Provo, Utah | Timpview HS



DAVE ROSE
Head Coach (11th season)