

2011-12 BYU BASKETBALL GAME NOTES



Game 29 — BYU (22-6, 10-3) at Santa Clara (8-18, 0-13)

Santa Clara, Calif. • Leavey Center (4,500) • 4 p.m. PST

TV: ESPNU

TV Talent: Mark Neely (play-by-play) and Miles Simon (analyst)

Live Video: ESPN3.com

Radio: KSL 102.7 FM / 1160 AM

BYU Radio - Sirius XM 143

Radio Talent: Greg Wrubell (play-by-play) and Mark Durrant (analyst)

Live Audio: KSL.com

Live Stats: BYUcougars.com

2011-12 SCHEDULE

All times local to site

OCTOBER

26	Wed	Cougar Tipoff (Exhibition)	74-71
29	Sat	Midwestern State (Ex-BYUtv) W	91-74

NOVEMBER

4	Fri	Dixie State (Ex-BYUtv) W	96-85
11	Fri	@ Utah State (KCSG) L	62-69
15	Tue	BYU-Hawaii (BYUtv) W	73-52
18	Fri	Longwood (BYUtv)* W	92-60
22	Tue	Prairie View A&M (BYUtv)* W	90-51
25	Fri	vs. Nevada (BYUtv)* W	76-55
26	Sat	vs. Wisconsin* L	56-73
30	Wed	vs. Northern Arizona (BYUtv) ^ W	87-52

Tim's Toyota Center

DECEMBER

3	Sat	vs. Oregon (ESPNU) W	79-65
---	-----	----------------------	-------

EnergySolutions Arena

7	Wed	Weber State (BYUtv) W	94-66
10	Sat	@ Utah (FSN) W	61-42
17	Sat	Baylor (BYUtv) L	83-86
20	Tue	Buffalo (BYUtv) W	93-78
22	Thu	UC Santa Barbara (BYUtv) W	89-75
27	Tue	Cal State San Marcos (BYUtv) W	79-51
29	Thu	@ Saint Mary's (ESPN2) L	82-98
31	Sat	San Diego (BYUtv) W	88-52

JANUARY

5	Thu	@ Loyola Marymount W	73-65
7	Sat	San Francisco (BYUtv) W	81-56
14	Sat	Santa Clara (ESPNU) W	95-78
16	Mon	@ San Diego (BYUtv) W	82-63
19	Thu	Loyola Marymount (BYUtv) L	68-82
21	Sat	@ Pepperdine (BYUtv) W	77-64
25	Wed	@ Virginia Tech (ESPN3) W	70-68
28	Sat	Saint Mary's (ESPNU) L	66-80

FEBRUARY

2	Thu	Gonzaga (ESPN2) W	83-73
4	Sat	@ Portland (BYUtv) W	79-60
11	Sat	Pepperdine (BYUtv) W	86-48
16	Thu	@ San Francisco (ESPNU) W	85-84
18	Sat	@ Santa Clara (ESPNU)	4 pm
23	Thu	@ Gonzaga (ESPN2)	8 pm
25	Sat	Portland (BYUtv)	4 pm
29	Wed	WCC Championships	TBA

MARCH

1	Thu	WCC Championships	TBA
2	Fri	WCC Championships (ESPNU)	TBA
3	Sat	WCC Championships (ESPN2)	TBA
5	Mon	WCC Championships (ESPN/ESPN2)	TBA

* Chicago Invitational Challenge

^ Lumberjack Classic

BYU ATHLETIC COMMUNICATIONS

30 Smith Fieldhouse • Provo, Utah 84602 • BYUcougars.com • (801) 422-8948

MBB Contact: Kyle Chilton • O: (801) 422-4909 • C: (801) 372-2080 • kyle_chilton@byu.edu

BYU Cougars

2011-12 Record	22-6
WCC Record	10-3
Head Coach	Dave Rose
Alma Mater	Houston, 1983
Career Record	181-51 (7th)
Record at BYU	Same

Santa Clara

2011-12 Record	8-18
WCC Record	0-13
Head Coach	Kerry Keating
Alma Mater	Seton Hall, 1993
Career Record	74-85 (5th)
Record at Santa Clara	Same

Series Information

BYU leads	16-5
Last Meeting	BYU won 95-78, 1/14/12
In Provo	10-2
At Santa Clara	5-2
Neutral	1-1

Up Next

at Gonzaga	Thursday, Feb. 23, 8 p.m. PST
TV	ESPN2
Online Video	ESPN3.com
Radio	KSL Newsradio
Online Audio	KSL.com

QUICK HITS

- Dave Rose is second in program history in wins (181) and first in winning percentage (.780).
- Matt Carlino scored 30 points at USF and hit the game winner with 18.9 seconds remaining. He joins Danny Ainge, Mekeli Wesley and Mark Bigelow as the only Cougars to score 30-plus as freshmen.
- BYU has won four-straight games for the fourth time this season. The Cougars have a chance to match their season-best win streak of five when they face Santa Clara on Saturday.

PROJECTED STARTERS



#10 • Matt Carlino • G

6-2 • 175 • Fr.
Scottsdale, Ariz.
Bloomington South HS

Pts	Reb	Ast	Stl
13.6	3.3	4.4	1.5

Has scored in double figures in 13 games, including each of the last five games ... has hit a 3-pointer in 15 of 18 games ... has posted 6-plus assists six times ... had 30 points and 4 steals at San Francisco ... posted a double-double against Buffalo with 10 points, 11 assists ... had 21 points, 8 assists vs. SCU ... posted 18 points, 5 assists vs. Gonzaga



#20 • Anson Winder • G

6-3 • 195 • Fr.
Las Vegas, Nev.
Bishop Gorman HS

Pts	Reb	Ast	Stl
4.5	1.6	1.9	1.1

Has started 10 games, including 6 at point guard and 4 at shooting guard ... has scored in double figures 5 times ... has posted 3-plus steals 7 times ... tied the BYU record for consecutive 3-pointers made in a single game with 6 vs. Buffalo ... scored a career-best 20 points vs. the Bulls ... had 10 points, 5 assists and 3 steals vs. Gonzaga



#1 • Charles Abou • G

6-5 • 215 • Sr.
Abidjan, Cote d'Ivoire
Brewster Academy

Pts	Reb	Ast	Stl
11.3	6.1	2.8	1.1

Has started all 28 games ... shooting .438 from the field, .389 from 3 ... has scored in double figures 15 times this season ... had a double-double w/19 points, 16 rebounds vs. Longwood ... posted a double-double w/23 points, 12 boards vs. Pepperdine ... totaled 14 points, 7 boards, 7 assists at USD ... has posted 4-plus assists 10 times and 2-plus steals 10 times



#34 • Noah Hartsock • F

6-8 • 230 • Sr.
Bartlesville, Okla.
Bartlesville HS

Pts	Reb	Ast	Blk
17.2	5.5	1.6	1.7

Leads the team in scoring and blocked shots ... is shooting .566 from the field and .850 from the free throw line ... has scored in double figures in 26 of 28 games this season ... has scored 20-plus points 10 times ... has shot .500 or better in all but five games and .600 or better in 11 games ... WCC Player of the Month for December



#0 • Brandon Davies • F

6-9 • 235 • Jr.
Provo, Utah
Provo HS

Pts	Reb	Ast	Blk
14.1	7.9	2.3	1.3

In WCC play is second in the league in scoring (16.9) and second in rebounding (8.8) ... has six double-doubles ... averaging at least one of everything (pts, reb, ast, stl, blk) ... shooting .491 from the field and .707 from the free throw line ... had a streak of 15-straight games in double-figures snapped vs. USF ... two-time WCC Player of the Week (Jan. 2 and Feb. 6)

OFF THE BYU BENCH

2	Craig Cusick	G	6-2	185	Jr.	3.2	1.2	Orem, Utah (Utah)
5	Chris Collinsworth	F	6-9	235	So.	0.0	0.5	Provo, Utah (Provo HS)
12	Josh Sharp	F	6-7	185	Fr.	1.5	1.5	Highland, Utah (Utah)
13	Brock Zylstra	G	6-6	210	Jr.	8.2	4.1	La Verne, Calif. (Bonita HS)
14	Nick Martineau	G	6-0	170	Jr.	0.9	0.5	Fruit Heights, Utah (Davis HS)
21	Stephen Rogers	F	6-8	195	Jr.	7.2	1.9	Mesa, Ariz. (Mesa CC)
24	Damarcus Harrison	G	6-5	190	Fr.	3.5	1.0	Greenwood, S.C. (Christ School)
33	Nate Austin	F/C	6-10	215	Fr.	4.4	3.8	Alpine, Utah (Lone Peak HS)

Redshirts

3	Austin Nelson	G	6-0	160	Fr.	—	—	Henderson, Nev. (Coronado HS)
15	Jaren Sweeney	G/F	6-5	190	Fr.	—	—	Mesa, Ariz. (Mountain View HS)
42	Ian Harward	F/C	6-10	215	Fr.	—	—	Orem, Utah (Orem HS)

Totaled 2 assists and 1 steal at San Francisco
Had his right knee scoped on Dec. 13, out 6 to 12 weeks from that date
Played 2 minutes at San Francisco
Totaled 3 points, 4 rebounds, 1 assist and 1 steal at San Francisco
Did not play at San Francisco
Did not play at San Francisco, out 2 weeks with knee soreness
Did not play at San Francisco
Totaled 6 points, 3 rebounds, 1 block and 1 steal at San Francisco

Coronado's all-time leader in scoring and assists
Earned first-team all-state honors and helped Mountain View to a state title
Prepped at Orem High School where he averaged 14.0 points as a senior



BYU SERIES VS. SANTA CLARA

Overall Series Record: BYU leads 16-5

BYU Record in Provo: 10-2

BYU Record at Santa Clara: 5-2

BYU Record at Neutral Sites: 1-1

BYU Record Under Dave Rose: 1-0

Last 10 meetings

12-22-67	Santa Clara	75-80	L
12-23-67	Santa Clara	91-46	W
12-22-70	at Santa Clara*	68-67	W
12-1-72	Santa Clara	84-73	W
12-2-72	Santa Clara	64-66	L
12-30-86	at Santa Clara#	77-66	W
12-30-94	vs. Santa Clara+	76-55	W
12-30-03	at Santa Clara#	68-66	W
12-31-04	Santa Clara	87-74	W
1-14-12	Santa Clara	95-78	W

*Rainbow Classic

+Cable Car Classic in San Jose

#Cable Car Classic in Santa Clara

COMPARING THE STATS

Season Averages Overall	BYU	Santa Clara
Points Scored/Game	79.6	70.2
Points Allowed/Game	65.9	75.3
FG Percentage	.471	.416
FG Percentage Defense	.405	.461
3FG Percentage	.355	.372
3FG/Game	7.0	8.3
3FG Percentage Defense	.306	.372
FT Percentage	.714	.715
Rebounds/Game	39.2	33.2
Rebounds Allowed/Game	34.0	36.4
Assists/Game	17.6	13.4
Turnovers	13.2	12.2
Steals/Game	8.6	5.2
Blocks/Game	4.4	3.2

SANTA CLARA'S PROBABLE STARTERS

Name	Ht.	Pos.	Ppg	Rpg
Evan Roquemore	6-3	G	14.0	3.2
Niyi Harrison	6-8	F	10.2	6.1
Raymond Cowels III	6-4	G	9.2	3.4
John McArthur	6-9	F	5.7	4.2
Denzel Johnson	6-3	G	6.1	1.3

BY THE NUMBERS

6 The number of 30-point games by BYU freshmen. Danny Ainge owns the freshman record with 36 points (at Idaho State, 12/3/77) and he also had a 33-point game (Arizona State, 1/21/78) his first season as a Cougar. Mark Bigelow scored 33 at Washington State (12/8/98), Mekeli Wesley scored 31 vs. Washington (12/9/97) and UTEP (2/28/98) and Matt Carlino joined the club with 30 points at San Francisco on Feb. 16, 2012.

6 The number of double-doubles for Brandon Davies this season. His latest was an 18-point, 13-rebound effort at Portland. The six double-doubles also include BYU's first 20-20 game since 1975 when he posted 21 points and 22 rebounds vs. San Diego.

6 The number of different players who have scored 20-plus points in a single game this season. Brandon Davies - five times including a career-best 29 at Pepperdine; Charles Abouo - twice with a season-best 23 vs. Pepperdine; Noah Hartsock - 10 times with a career-high 28 vs. LMU; Brock Zylstra - three times with a career-best 26 vs. Buffalo; Anson Winder - 20 vs. Buffalo and Matt Carlino - three times with a career-high and team season-high 30 at San Francisco.

7 The number of 20-win seasons for BYU head coach Dave Rose, including this season. He is the only coach in BYU history to begin his career with seven-straight 20-win seasons and the only coach with a total of seven 20-win seasons. Rose also has five 25-win seasons, a program record.

13.0 BYU's average number of steals per game over the last five games (Saint Mary's, Gonzaga, at Portland, Pepperdine at San Francisco). The Cougars totaled 12 steals in the first half against Gonzaga and finished with 14. The next game, BYU set a program record with 18 steals at Portland. Brandon Davies finished that game with eight steals, the second most in a single game by an individual in BYU history.

53 The number of free throw attempts for BYU at Portland, a program record. The previous mark was 52 vs. Weber State in 1997. The Cougars hit 38 free throws at Portland, two off the record of 40 made against Weber State in 1997.

59.1 Craig Cusick's 3-point shooting percentage in conference play, first in the West Coast Conference. He hit nine of his first 10 attempts and recently hit 1 of 2 vs. Pepperdine.

62.1 The percentage of field goals BYU has assisted on this season (494 assists on 795 field goals). The Cougars set their season best ratio with assists on 93.1 percent of their field goals against San Francisco (27 assists on 29 field goals) — the third-best ratio in program history.

109 BYU's win total the last four seasons (25 in 2008-09, 30 in 2009-10, 32 in 2010-11, 22 this season). Charles Abouo has played in all 109 of those wins to place second in program history behind Jimmer Fredette (112). Noah Hartsock is also a member of the 100-win club with 104 wins played in along with Jackson Emery (106) and Jonathan Tavernari (103).

169 The number of career blocks for senior Noah Hartsock, third all-time in program history. Hartsock had a season-best four blocks vs. Wisconsin, vs. Oregon and at Utah. Greg Kite is first with 208 blocks, Shawn Bradley is second with 177 and Russell Larson is fourth with 166.

181 BYU head coach Dave Rose's win total. He is second all-time in career wins at BYU behind Stan Watts (371 victories from 1949-72), a member of the Basketball Hall of Fame.

LAST TIME OUT: BYU AT SAN FRANCISCO

SAN FRANCISCO – Freshman Matt Carlino scored the final of his career-high 30 points on a game-winning layup with 18.9 seconds remaining to lead the BYU men's basketball team to an 85-84 victory over the San Francisco Dons.

The Cougars (22-6, 10-3) led the entire game until USF (17-11, 7-7) took its first lead at 84-83 with 41 seconds remaining. The Dons went on an 11-2 run in the final three minutes to take the late lead.

USF had a chance to extend its lead but missed the front end of a one-and-one. BYU snagged the rebound and Carlino immediately attacked the basket on the other end and hit the layup to give BYU back the lead. The Dons had two chances to win the game but missed both of their final shot attempts.

Carlino became the first Cougar this season to score 30 points in a game. He shot 13 of 19 from the field, 4 of 7 from three and scored 22 points in the first half, including 20 in the first eight minutes of play. Senior Noah Hartsock added 16 points while Charles Abouo scored 15.

Carlino paced the Cougars early in the game by hitting eight of his first nine shots for 20 of BYU's first 30 points. After a turnover on its first possession, BYU scored its next eight possessions to build an early 18-9 lead, but the Dons countered by making 56.7 percent of their shots in the half.

USF did not lead in the half but narrowed the margin to one with an 11-1 run that made the score 31-30 with 8:29 remaining. The Cougars followed that with one of their two 7-0 runs in the half to extend the lead to 38-30.

Abouo hit one of his two first half treys to give BYU an eight-point lead with just under four minutes left in the half. The Cougars finished the half with a season high in first half points and a 49-44 lead.

Hartsock and Carlino each scored eight points in the second half to lead BYU. The Cougars held an 81-73 lead with 3:46 remaining before USF went on its run to take the late lead.



2011-12 BYU QUICK FACTS

UNIVERSITY INFO

Location: Provo, Utah 84602
 Elevation: 4,553 feet
 Enrollment: 32,955 (Daytime)
 Founded: October 15, 1875
 Owned: The Church of Jesus Christ of Latter-day Saints
 Nickname: Cougars
 Mascot: Cosmo
 Colors: Blue and White
 Arena (capacity): Marriott Center (22,700)
 Conference: West Coast Conference
 President: Cecil O. Samuelson (Utah, 1966)
 Athletic Director: Tom Holmoe (BYU, 1983)
 Athletic Website: byucougars.com
 Tickets: 422-BYU1 or 1-800-322-BYU1

BYU COACHING STAFF

Head Coach: Dave Rose
 Alma Mater (year): Houston (1983)
 Record at School (years): 181-51 (7th year)
 Career Division I Record (years): same
 Basketball Office Fax: (801) 422-5965
 Assistant Coaches (Alma Mater, year)
 Terry Nashif (BYU, 2005)
 Tim LaComb (Utah, 2006)
 Mark Pope (Kentucky, 1996)
 Dir. of Basketball Operations: Mike Hall (BYU, 2005)

2010-11 REVIEW

2010-11 Overall Record: 32-5
 Conference Record/Finish: 14-2 (T-1st MWC)
 2011 Postseason: (2-1) Lost, NCAA Regional Semifinals (New Orleans) vs. Florida, 74-83 (OT)
 2011 Final National Ranking: 10/13

2011-12 PREVIEW

Lettermen Returning/Lost: 7/5
 Newcomers: 7
 Returning Redshirt Freshmen: 2
 Starters Returning/Lost: 3/3
 Returning Scoring: 38.6% (1162 of 3,012 pts)
 Returning Rebounding: 60.0% (856 of 1,425 reb)
 Returning Assists: 33.3% (179 of 538 ast)
 Returning Blocks: 82.0% (123 of 150)
 Returning Minutes: 45.2% (3,379 of 7,474)

BYU HISTORY

First Year of Basketball: 1903
 Overall All-Time Record: 1662-1011 (.622)
 Winning Seasons: 84 (last 2011)
 Regular Season Conf. Championships: 29 (last 2011)
 Postseason Appearances (record): 36 (26-37)
 Total NCAA Appearances (record): 26 (14-29)
 Last NCAA Appearance: 2011
 Second Round: W vs. Wofford, 74-66
 Third Round: W vs. Gonzaga, 89-67
 Sweet 16: L vs. Florida, 74-83 (OT)
 Total NIT Appearances (Record): 10 (12-8)
 Last NIT Appearance: 2006
 Result: (0-1) lost at Houston, 77-67

1,000 AND COUNTING

On Jan. 21, 2012, Noah Hartsock scored 20 points at Pepperdine and became the 43rd BYU player to score 1,000 career points. See where he currently ranks all-time at BYU.

- 34. John Fairchild (1963-65) 1,109
- 35. Gary Earnest (1958-61) 1,108
- 36. Terrell Lyday (1990-2001) 1,105
- 37. Noah Hartsock (2008-present) 1,101**

OLD RELIABLE

Since the seventh game of his sophomore season (2009-10), Noah Hartsock has started 94 of 95 games, including all 28 this season. The only game he did not start during that stretch was the first game of last season when he scored 21 points against Fresno State, a career high at the time. Along the way, Hartsock has climbed the rankings into BYU's top-three shot blockers and recently became the 43rd member of BYU's 1,000-point club and the fifth Cougar to play in 100 victories. He has also scored in double figures in 26 of 28 games this season.

FRESHMEN FINDING THEIR WAY

Several freshmen have made significant contributions this season. Some of the top performances by BYU's freshmen this season are listed below.

Name	Opponent	Stats
Anson Winder	vs. Nevada	9 points, 4 rebounds, 4 assists, 4 steals
Anson Winder	vs. Northern Arizona	3 points, 9 assists, 2 blocks, 3 steals
Anson Winder	vs. Oregon	10 points, 2 3s, 6 assists, 1 steal
Anson Winder	Gonzaga	10 points, 5 assists, 4 rebounds, 3 steals
Damarcus Harrison	Baylor	8 points, 3 boards, 1 assist, 1 block, 1 steal
Damarcus Harrison	Cal State San Marcos	8 points, 3 rebounds, 2 assists, 2 steals
Nate Austin	vs. Northern Arizona	11 points, 5 of 6 shooting, 4 rebounds
Nate Austin	vs. Oregon	9 points, 4 of 7 shooting, 6 rebounds
Nate Austin	Weber State	15 points, 7 of 8 shooting, 9 rebounds, 1 block
Nate Austin	Buffalo	7 points, 9 rebounds, 1 assist, 1 steal
Nate Austin	at Loyola Marymount	8 points, 4 of 5 shooting, 6 rebounds
Nate Austin	San Francisco	4 points, 9 rebounds, 1 assist, 1 steal
Matt Carlino	Baylor	18 points, 4 of 8 3s, 2 assists, 1 block, 1 steal
Matt Carlino	Buffalo	10 points, 11 assists, 7 rebounds, 3 steals
Matt Carlino	UC Santa Barbara	22 points, 6 assists, 1 block, 2 steals
Matt Carlino	Cal State San Marcos	19 points, 2 rebounds, 3 steals
Matt Carlino	at Saint Mary's	13 points, 6 assists, 4 rebounds
Matt Carlino	at Loyola Marymount	9 points, 7 assists, 1 steal
Matt Carlino	San Francisco	12 points, 4 assists, 2 steals
Matt Carlino	Santa Clara	21 points, 3 rebounds, 8 assists, 1 block, 1 steal
Matt Carlino	Gonzaga	18 points, 5 assists, 3 steals
Matt Carlino	at San Francisco	30 points, 4 rebounds, 3 assists, 4 steals

NO, I WON'T GET OUT OF YOUR WAY

Junior forward Brandon Davies has made a habit of making the opposition pay when they drive to the basket. On the season he has taken 30 charges, including a season-best four at Utah State. He took three charges against BYU-Hawaii, at Saint Mary's and vs. Loyola Marymount and two charges three times. Nate Austin has taken his fair share of charges as well with a total of 23. He took three charges against Longwood, Buffalo and Saint Mary's and two three times.

ALL-TIME BLOCKS LEADERS

Noah Hartsock has established himself as one of the best shot blockers in BYU history. He is currently fourth all-time in program history.

Blocks	Seasons	GP	Blocks	Blocks/G
1. Greg Kite	1979-83	112	208	1.9
2. Shawn Bradley	1990-91	34	177	5.2
3. Noah Hartsock	2008-present	128	169	1.3
4. Russell Larson	1991-95	129	166	1.3

THE OTHER SHOT BLOCKER

Brandon Davies has emerged as a shot blocker this season, with 37 blocks in 28 games for an average of 1.3 per game. He has registered a block in each of the last 15 games and 20 of 21 games overall.



AMONG THE NATION'S BEST

BYU men's basketball is one of the most successful programs in the nation in recent history. See below.

Best Combined Record 09-10 and 10-11

Team	W	L	Pct.
1. Kansas	68	6	.919
2. Duke	67	10	.870
3. Ohio State	63	11	.851
4. <i>BYU</i>	62	11	.849
5. Kentucky	64	12	.842

Teams With 25 Wins, Last Five Seasons

- *BYU*
- Butler
- Kansas
- Pittsburgh

NEW HOME

The 2011-12 season is BYU's first as a member of the West Coast Conference. The Cougars have played each member of the league at least twice all time. See below for BYU's all-time record vs. its new conference and its record under Dave Rose vs. those teams.

Opponent	All-time	Rose vs.	In 11-12
Gonzaga	2-1	2-0	1-0
LMU	2-3	2-2	1-1
Pepperdine	6-4	4-0	2-0
Portland	6-0	4-0	1-0
St. Mary's	8-4	1-2	0-2
San Diego	4-0	2-0	2-0
USF	7-5	3-0	2-0
Santa Clara	16-5	1-0	1-0
<i>Total</i>	<i>51-22</i>	<i>19-4</i>	<i>10-3</i>

ROSTER BREAKDOWN

Starters Returning	Pos.	Yr.	In 2010-11		
			Ppg	Rpg	Exp
Charles Abouo	G/F	Sr.	7.2	4.8	3L
Brandon Davies	F	Jr.	11.1	6.2	2L
Noah Hartsock	F	Sr.	8.6	5.9	3L

Other Returnees	Pos.	Yr.	In 2010-11		
			Ppg	Rpg	Exp
Matt Carlino**	G	Fr.	—	—	RS
Chris Collinsworth	F	So.	5.9	5.6	2L
Craig Cusick ^	G	Jr.	—	—	PS
Nick Martineau	G	Jr.	0.7	0.4	2L
Stephen Rogers	F	Jr.	4.1	2.2	1L
Anson Winder**	G	Fr.	—	—	RS
Brock Zylstra	G	Jr.	1.1	1.3	2L

** Redshirted in 2010-11

^ A member of the practice squad in 2010-11

Newcomers	Pos.	Yr.
Nate Austin	F/C	Fr.
Damarcus Harrison	G	Fr.
Ian Harward	F/C	Fr.
Austin Nelson	G	Fr.
Josh Sharp	F	Fr.
Jaren Sweeney	G/F	Fr.

BYU BASKETBALL ON KSL NEWSRADIO/BYU RADIO

(102.7 FM and 1160 AM; SiriusXM 143)

The "Voice of the Cougars" is KSL Newsradio's Greg Wrubell, in his 16th season as the play-by-play broadcaster for BYU Basketball. Joining Wrubell on the broadcasts is former Cougar letterman Mark Durrant, in his 15th year as game analyst. All game broadcasts start one hour prior to tipoff with "Cougar Pregame Live."

Other Ways to Listen

Fans can listen to the radio broadcasts via ksl.com and byuradio.org, and via the KSL and KSLGameCenter apps for iPhone and Android. Those in the Marriott Center can listen to home game broadcasts by tuning their portable radios to KSL's delay-free and static-free in-arena translator at 1100 AM.

Network Affiliates

- KMGR 95.9 FM - Manti, Utah
- KDXU 890 AM - St. George, Utah
- KSUB 590 AM - Cedar City, UT
- KTHK 105.5 FM - Blackfoot, Idaho Falls, Pocatello, Idaho

"BYU BASKETBALL WITH HEAD COACH DAVE ROSE" ON KSL NEWSRADIO/BYU RADIO

Dave Rose's weekly radio show is broadcast live from Legends Grille on the BYU campus, Tuesdays from 7 to 8 p.m. MST. The show will feature appearances by BYU players and coaches, and a question-and-answer segment with Coach Rose.

"BYU BASKETBALL WITH HEAD COACH DAVE ROSE" ON KSL 5 TV

Dave Rose's weekly television show airs Sunday evenings at 11 p.m. MST. The show will include weekly features on BYU players and coaches, and an "X's and O's" segment with Coach Rose.

CARLINO'S DEBUT

Matt Carlino made his long awaited debut against No. 6 Baylor on Dec. 17, 2011. He totaled 18 points, four 3-pointers and two assists. Here are some of the top debuts by BYU freshmen.

Shawn Bradley	11/14/90	East Tennessee State	23 points, 14 rebounds, 5 blocks, 8-15 FGs
Mike Rose	11/21/03	Southern Utah	26 points, 8-13 3-pointers, 6 assists
Russell Larson	11/26/91	Utah State	21 points, 12 rebounds, 3 blocks, 8-10 FGs
<u>Matt Carlino</u>	<u>12/17/11</u>	<u>No. 6 Baylor</u>	<u>18 points, 4-8 3s, 2 assists, 1 block, 1 steal</u>
Danny Ainge	11/26/77	UCLA	13 points, 6 rebounds, 2 assists
Mark Bigelow	11/13/98	Wofford	12 points, 6 rebounds, 2 assists, 4-6 FGs
Devin Durrant	11/24/78	Hawaii	13 points, 5 rebounds, 3 assists, 1 block, 1 steal

SHARING THE ROCK

In BYU's 81-56 victory over San Francisco on Jan. 7, the Cougars had one of the best games in program history in terms of sharing the basketball. BYU hit 29 shots against the Dons and assisted on 27, including all 16 baskets in the first half and the first 18 of the game. The 27 assists on 29 made shots is a ratio of .931, the third best in a single-game in program history. The BYU record for a single game was set in 2001 against Idaho when BYU had assists on 20 of 21 baskets (.952).

#winning

BYU has achieved a high level of success under Dave Rose. See some of the accomplishments below.

- 7-consecutive 20-win seasons
- 5-consecutive 25-win seasons
- 2-consecutive 30-win seasons
- 114 wins from 2007 to 2011 — most wins in a four-year stretch in program history
- From the 2008-09 season to now, BYU has won 109 games and Charles Abouo has played in every victory and every game during that stretch
- Noah Hartsock has played in 104 of the 109 victories from 2008-09 to now (he missed six games in 2008-09 due to an ankle sprain and BYU was 5-1 in those games)
- Abouo (109) and Noah Hartsock (104) have joined Jimmer Fredette (112), Jackson Emery (106) and Jonathan Tavernari (103) as the only Cougars in program history to have played in 100 victories
- BYU advanced to the Sweet 16 in 2011 for the first time since 1981
- Under Rose, BYU has won four conference titles and finished second his other two years as head coach
- Rose is the only BYU coach to win 20-plus games in each of his first seven seasons
- BYU basketball has 10 25-win seasons in its 110-year history and Rose has been the head coach of five of those teams



BYU'S 2011-12 RECORD WHEN

At home	12-3
On the road	7-2
On a neutral floor	3-1
On Television	21-6
On BYUtv	16-2
On ESPN2	1-1
On ESPNU	3-1
On FSN	1-0
On KCSG	0-1
On Big Ten Network	0-1
On Monday	1-0
On Tuesday	4-0
On Wednesday	3-0
On Thursday	4-2
On Friday	2-1
On Saturday	8-3
Coming off a win	16-5
Coming off a loss	6-0
Had two or more days between last game	16-3
Had only one day between last game	6-1
Playing the next day after a game	0-1
BYU scores 100 or more points	0-0
BYU scores between 90-99 points	5-0
BYU scores between 80-89 points	8-2
BYU scores between 70-79 points	8-0
BYU scores between 60-69 points	1-3
BYU scores below 60 points	0-1
Opponent scores 90 or more points	0-1
Opponent scores between 80-89 points	1-3
Opponent scores between 70-79 points	4-1
Opponent scores between 60-69 points	8-1
Opponent scores between 50-59 points	7-0
Opponent scores below 50 points	2-0
BYU leads at half	21-1
Opponent leads at half	0-5
Score tied at half	1-0
BYU leads with 5 minutes left	21-0
Opponent leads with 5 min. left	0-6
Score tied with 5 minutes left	1-0
BYU leads with 1 minute left	22-0
Opponent leads with 1 min. left	0-6
Score tied with 1 minute left	0-0
Game goes into overtime	0-0
BYU shoots 50 % or better	10-0
Opponent shoots 50 % or better	0-4
BYU outshoots opponent	19-1
Opponent outshoots BYU	3-5
Teams shoot equal from the field	0-0
BYU outrebounds opponent	18-1
Opponent outrebounds BYU	3-5
BYU and opponent tie in rebounds	1-0
vs. top-25 ranked opponent	1-3
vs. 2011 regular-season conference champions	1-3
vs. 2011 postseason teams	9-4

# PLAYERS IN DOUBLE FIGURES	11-12	CONF
One Player	0-1	0-0
Two Players	3-0	1-0
Three Players	7-4	3-3
Four Players	9-1	5-0
Five Players	2-0	1-0
Six Players	1-0	0-0

LATE FREE THROWS	5:00-2:00	2:00-0:00/OT
Charles Abouo	7-9 (.778)	8-8 (1.000)
Noah Hartsock	10-10 (1.000)	4-4 (1.00)
Brandon Davies	10-15 (.667)	3-5 (.600)
Nick Martineau	—	1-2 (.500)
Josh Sharp	2-4 (.500)	7-10 (.700)
Nate Austin	2-5 (.400)	5-8 (.625)
Damarcus Harrison	—	1-2 (.500)
Anson Winder	2-3 (.667)	7-9 (.778)
Craig Cusick	—	11-13 (.846)
Matt Carlino	4-8 (.500)	8-10 (.800)
Brock Zylstra	1-2 (.500)	4-7 (.571)
Team	38-56 (.679)	59-78 (.756)

DUNKS	11-12	CAREER
Charles Abouo	3	16
Brandon Davies	24	48
Chris Collinsworth	0	4
Noah Hartsock	5	9
Brock Zylstra	1	2
Stephen Rogers	1	2
Josh Sharp	1	1
Anson Winder	1	1
Nate Austin	3	3
Damarcus Harrison	3	3
BYU	42	—
Opponents	26	—

BYU STARTING LINEUPS

OPPONENT	(1)	(2)	(3)	(4)	(5)
at Utah State	Zylstra	Rogers	Abouo	Hartsock	Davies
BYU-Hawaii	Zylstra	Rogers	Abouo	Hartsock	Davies
Longwood	Cusick	Zylstra	Abouo	Hartsock	Davies
Prairie View A&M	Cusick	Zylstra	Abouo	Hartsock	Davies
vs. Nevada	Winder	Zylstra	Abouo	Hartsock	Davies
vs. Wisconsin	Winder	Zylstra	Abouo	Hartsock	Davies
vs. Northern Arizona	Winder	Zylstra	Abouo	Hartsock	Davies
vs. Oregon	Winder	Zylstra	Abouo	Hartsock	Davies
Weber State	Winder	Zylstra	Abouo	Hartsock	Davies
at Utah	Winder	Zylstra	Abouo	Hartsock	Davies
Baylor	Cusick	Zylstra	Abouo	Hartsock	Davies
Buffalo	Carlino	Zylstra	Abouo	Hartsock	Davies
UC Santa Barbara	Carlino	Zylstra	Abouo	Hartsock	Davies
Cal State San Marcos	Carlino	Zylstra	Abouo	Hartsock	Davies
at Saint Mary's	Carlino	Zylstra	Abouo	Hartsock	Davies
San Diego	Carlino	Zylstra	Abouo	Hartsock	Davies
at Loyola Marymount	Carlino	Zylstra	Abouo	Hartsock	Davies
San Francisco	Carlino	Zylstra	Abouo	Hartsock	Davies
Santa Clara	Carlino	Zylstra	Abouo	Hartsock	Davies
at San Diego	Carlino	Zylstra	Abouo	Hartsock	Davies
Loyola Marymount	Carlino	Zylstra	Abouo	Hartsock	Davies
at Pepperdine	Carlino	Zylstra	Abouo	Hartsock	Davies
at Virginia Tech	Carlino	Zylstra	Abouo	Hartsock	Davies
Saint Mary's	Carlino	Zylstra	Abouo	Hartsock	Davies
Gonzaga	Carlino	Winder	Abouo	Hartsock	Davies
at Portland	Carlino	Winder	Abouo	Hartsock	Davies
Pepperdine	Carlino	Winder	Abouo	Hartsock	Davies
at San Francisco	Carlino	Winder	Abouo	Hartsock	Davies
at Santa Clara					
Gonzaga					
Portland					

WON-LOSS RECORDS/STARTING LINEUPS

RECORD	(1)	(2)	(3)	(4)	(5)
4-0	Carlino	Winder	Abouo	Hartsock	Davies
1-1	Zylstra	Rogers	Abouo	Hartsock	Davies
2-1	Cusick	Zylstra	Abouo	Hartsock	Davies
5-1	Winder	Zylstra	Abouo	Hartsock	Davies
10-3	Carlino	Zylstra	Abouo	Hartsock	Davies

FREE THROW STREAKS

Hartsock	19	2/2/12 - 2/11/12	Hartsock	8	11/11/11 - 11/18/11
Abouo	14	12/31/11 - 1/19/12	Hartsock	8	12/3/11 - 12/7/11
Davies	11	11/22/11 - 12/10/11	Abouo	8	11/22/11 - 12/7/11
Hartsock	10	11/25/11 - 12/3/11	Hartsock	8	12/22/11 - 12/27/11
Hartsock	10	12/7/11 - 12/20/11	Winder	8	12/22/11 - 1/25/12
Hartsock	9	1/14/12 - 1/19/12	Davies	7	11/11/11 - 11/15/11
Hartsock	9	1/19/12 - 1/25/12	Davies	7	12/10/11 - 12/17/11
Hartsock	9	1/25/12 - 2/2/12	Davies	7	1/21/12
Abouo	9	12/22/11 - 12/27/11	Davies	7	2/11/12 - current
Davies	8	1/25/12	Carlino	7	2/2/12 - 2/4/12

MARGIN OF VICTORY

MARGIN	WINS	LOSSES
1 point	1	
2 points	1	
3 points		1
4 points		
5 points		
6 points		
7 points		1
8 points	1	
9 points		
10 points	1	
11 points		
12 points		
13 points	1	
14 points	2	2
15 points	1	
16-19 points	4 (19, 17, 19, 19)	2 (17, 16)
20-24 points	2 (21, 21)	
25-29 points	3 (28, 28, 25)	
30-plus points	5 (32, 35, 36, 39, 38)	

STREAKS

STREAK	11-12	OVERALL
Current won/loss streak	4 wins	same
At home	2 wins	same
On the road	6 wins	same
On a neutral floor	2 wins	same
At home vs. Nonconference	3 wins	same
At home vs. WCC	2 wins	same
On the road vs. Nonconference	2 wins	same
On the road vs. WCC	5 wins	same
On a neutral floor vs. Nonconference	2 wins	same
On a neutral floor vs. WCC	—	—
at regular-season tournament	1 loss	same
at WCC Tournament	—	—
at NCAA Tournament	—	1 loss
at NIT	—	2 losses
Games With a Three-Point Make	28	503

GAMES PLAYED

	2011-12	CAREER
Charles Abouo	28 (22-6)	134 (109-25)
Noah Hartsock	28 (22-6)	128 (104-24)
Brandon Davies	28 (22-6)	92 (79-13)
Brock Zylstra	27 (21-6)	76 (63-13)
Nick Martineau	15 (14-1)	61 (55-6)
Stephen Rogers	15 (12-3)	51 (43-8)
Chris Collinsworth	2 (1-1)	46 (36-10)
Craig Cusick	28 (22-6)	same
Josh Sharp	22 (17-5)	same
Damarcus Harrison	24 (18-6)	same
Nate Austin	28 (22-6)	same
Anson Winder	27 (22-5)	same
Matt Carlino	18 (14-4)	same

GAMES STARTED

	2011-12	CAREER
Noah Hartsock	28 (22-6)	94 (78-16)
Brandon Davies	28 (22-6)	55 (46-9)
Charles Abouo	28 (22-6)	54 (45-9)
Brock Zylstra	24 (18-6)	same
Matt Carlino	17 (14-3)	same
Anson Winder	10 (9-1)	same
Craig Cusick	3 (2-1)	same
Stephen Rogers	2 (1-1)	same



2011-12 SCORING BY HALF (BYU-OPPONENT)

	1ST HALF	(MARGIN)	FG %	2ND HALF	(MARGIN)	FG %	OT	(MARGIN)	FG %	FINAL	(MARGIN)	FG %
at Utah State	28-30	-2	50.0-47.6	34-39	-5	44.0-44.4	—	—	—	62-69	-7	46.8-45.8
BYU-Hawaii	40-17	+23	50.0-19.4	33-35	-2	47.8-40.5	—	—	—	73-52	+21	49.1-30.9
Longwood	35-29	+6	44.0-39.3	57-31	+26	63.6-42.9	—	—	—	92-60	+32	55.2-41.1
Prairie View A&M	34-25	+9	43.5-32.3	56-26	+30	67.9-26.3	—	—	—	90-51	+39	56.9-29.0
vs. Nevada	34-27	+7	46.7-34.5	42-28	+14	63.0-40.7	—	—	—	76-55	+21	54.4-37.5
vs. Wisconsin	32-34	-2	50.0-42.9	24-39	-15	36.0-60.0	—	—	—	56-73	-17	43.1-50.9
vs. Northern Arizona	44-21	+23	48.5-33.3	43-31	+12	54.5-41.4	—	—	—	87-52	+35	51.5-37.7
vs. Oregon	38-31	+7	37.8-41.7	41-34	+7	41.2-36.4	—	—	—	79-65	+14	39.4-38.6
Weber State	47-34	+13	40.9-32.4	47-32	+15	63.6-34.5	—	—	—	94-66	+28	50.6-33.3
at Utah	25-17	+8	26.9-18.2	36-25	+11	52.2-33.3	—	—	—	61-42	+19	38.8-26.9
Baylor	42-38	+4	45.7-46.4	41-48	-7	48.5-54.3	—	—	—	83-86	-3	47.1-50.8
Buffalo	47-39	+8	51.4-53.8	46-39	+7	55.2-52.8	—	—	—	93-78	+15	53.1-52.8
UC Santa Barbara	38-32	+6	48.6-50.0	51-43	+8	47.8-50.0	—	—	—	89-75	+14	48.3-50.0
Cal State San Marcos	32-23	+9	44.8-34.5	47-28	+19	54.5-38.5	—	—	—	79-51	+28	50.0-36.4
at Saint Mary's	43-53	-10	54.3-57.1	39-45	-6	42.4-53.6	—	—	—	82-98	-16	48.5-55.4
San Diego	34-24	+10	38.7-22.2	54-28	+26	60.7-23.5	—	—	—	88-52	+36	49.2-23.0
at Loyola Marymount	34-34	0	35.1-37.5	39-31	+8	53.8-31.4	—	—	—	73-65	+8	42.9-34.3
San Francisco	42-20	+22	61.5-25.8	39-36	+3	46.4-40.7	—	—	—	81-56	+25	53.7-32.8
Santa Clara	45-42	+3	53.6-51.7	50-36	+14	60.0-41.4	—	—	—	95-78	+17	56.9-46.6
at San Diego	37-29	+8	41.2-40.0	45-34	+11	50.0-41.2	—	—	—	82-63	+19	45.2-40.7
Loyola Marymount	28-34	-6	35.5-41.9	40-48	-8	41.4-45.5	—	—	—	68-82	-14	38.3-43.4
at Pepperdine	42-29	+13	50.0-35.5	35-35	0	42.1-50.0	—	—	—	77-64	+13	46.9-42.6
at Virginia Tech	29-25	+4	30.0-25.8	41-43	-2	36.1-64.0	—	—	—	70-68	+2	33.3-42.9
Saint Mary's	28-40	-12	37.0-53.6	38-40	-2	44.1-60.0	—	—	—	66-80	-14	41.0-55.8
Gonzaga	38-24	+14	44.4-26.9	45-49	-4	54.5-51.4	—	—	—	83-73	+10	49.3-41.0
at Portland	32-27	+5	38.5-45.8	47-33	+14	32.1-44.0	—	—	—	79-60	+19	35.2-44.9
Pepperdine	46-25	+21	43.8-29.4	40-23	+17	39.4-37.9	—	—	—	86-48	+38	41.5-33.3
at San Francisco	49-44	+5	57.1-56.7	36-40	-4	50.0-40.0	—	—	—	85-84	+1	53.7-47.1
at Santa Clara												
at Gonzaga												
Portland												
SEASON TOTALS	37.2-30.3	+7.0	44.6-38.2	42.4-35.7	+6.7	49.8-42.7	—	—	—	79.6-65.9	+13.7	47.1-40.5

2011-12 OFFENSIVE TRENDS (BYU-OPPONENT)

	PTS/PAINT	(MARGIN)	PTS OFF T.O.	(MARGIN)	2ND CHANCE PTS	(MARGIN)	FASTBREAK PTS	(MARGIN)	BENCH PTS	(MARGIN)	BIG RUN	BIG LEAD
at Utah State	22-20	+2	15-21	-6	7-9	-2	0-0	0	6-11	-5	5-0/11-0	4/11
BYU-Hawaii	30-22	+8	15-4	+11	11-8	+3	6-0	+6	18-13	+5	13-0/5-0	26/--
Longwood	26-12	+14	16-4	+12	25-3	+22	4-2	+2	44-16	+28	9-0/7-0	32/6
Prairie View A&M	30-24	+6	14-7	+7	12-10	+2	10-4	+6	41-19	+22	18-0/4-0	41/3
vs. Nevada	40-28	+12	22-10	+12	13-7	+6	16-2	+14	6-5	+1	16-0/9-0	24/2
vs. Wisconsin	30-24	+6	11-20	-9	12-9	+3	11-2	+9	19-23	-4	7-0/11-0	4/22
vs. Northern Arizona	28-26	+2	28-10	+18	10-2	+8	10-6	+4	27-24	+3	15-0/5-0	37/4
vs. Oregon	27-22	+5	17-9	+9	19-8	+11	6-0	+6	25-16	+9	13-0/8-0	21/8
Weber State	42-22	+20	14-9	+6	15-11	+4	10-2	+8	34-20	+14	8-0/10-0	34/3
at Utah	12-20	-8	8-2	+6	12-6	+6	2-0	+2	21-9	+12	10-0/5-0	22/4
Baylor	41-24	+17	20-26	-6	24-12	+12	11-2	+9	27-19	+8	11-0/6-0	13/9
Buffalo	28-34	-6	20-21	-1	17-9	+8	14-0	+14	31-15	+16	8-0/9-0	21/11
UC Santa Barbara	34-37	-3	18-19	-1	4-9	-5	8-3	+5	4-9	-5	9-0/7-0	15/5
Cal State San Marcos	46-24	+22	28-9	+19	12-6	+6	14-6	+8	20-17	+3	10-0/7-0	28/--
at Saint Mary's	33-32	+1	18-22	-4	18-13	+5	11-8	+3	15-13	+2	7-0/13-0	3/22
San Diego	32-14	+18	16-7	+9	9-10	-1	13-0	+13	21-29	-8	13-0/5-0	36/2
at Loyola Marymount	20-24	-4	16-20	-4	12-13	-1	0-4	-4	21-14	+7	8-0/12-0	13/8
San Francisco	21-24	-3	15-21	-6	9-2	+7	7-4	+3	19-24	-5	14-0/6-0	31/--
Santa Clara	50-30	+20	17-14	+3	9-6	+3	16-0	+16	10-9	+1	7-0/6-0	17/2
at San Diego	2-8	-6	16-15	+1	18-12	+6	0-0	0	18-17	+1	9-0/7-0	22/7
Loyola Marymount	28-18	+10	17-13	+4	7-10	-3	4-4	0	4-12	-8	6-0/11-0	4/14
at Pepperdine	30-30	0	10-8	+2	7-5	+2	7-6	+1	8-10	-2	12-0/6-0	15/9
at Virginia Tech	20-26	-6	23-6	+17	11-6	+5	6-7	-1	12-25	-13	11-0/9-0	12/6
Saint Mary's	34-32	+2	18-17	+1	14-12	+2	2-4	-2	15-22	-7	7-0/10-0	2/23
Gonzaga	44-36	+8	22-11	+11	6-8	-2	10-4	+6	12-37	-25	8-0/8-0	19/3
at Portland	24-22	+2	25-9	+16	8-9	-1	2-2	0	29-18	+11	11-0/5-0	19/4
Pepperdine	16-26	-10	23-8	+15	11-5	+6	6-4	+2	21-20	+1	10-0/9-0	46/--
at San Francisco	38-42	-4	12-14	-2	10-12	-2	0-0	0	10-10	0	7-0/7-0	11/1
at Santa Clara												
at Gonzaga												
Portland												
SEASON TOTALS	828-703	+125	494-356	+138	342-232	+110	206-76	+130	538-515	+23		
TIMES LED, RECORD (W/L/T)	12-6/9-0/1-0		17-2/5-4/0-0		16-4/6-2/0-0		17-3/3-1/2-2		15-2/6-4/1-0			





2011-12 WCC STANDINGS (AS OF 2/17/12)

	WCC	Pct	Overall
Saint Mary's	12-2	.857	23-4
Gonzaga	11-2	.846	21-4
BYU	10-3	.769	22-6
Loyola Marymount	10-4	.714	17-10
San Francisco	7-7	.500	17-11
San Diego	6-8	.429	11-15
Portland	3-10	.231	6-20
Pepperdine	2-12	.143	8-18
Santa Clara	0-13	.000	8-18

2011-12 WCC PLAYERS OF THE WEEK

Nov. 14	Ashley Hamilton, Loyola Marymount
Nov. 21	Kevin Pangos, Gonzaga
Nov. 28	Evan Roquemore, Santa Clara
Dec. 5	Noah Hartsock, BYU
Dec. 12	Angelo Caloiaro, San Francisco
Dec. 19	Elias Harris, Gonzaga
Dec. 26	Kevin Pangos, Gonzaga
Jan. 2	Brandon Davies, BYU
Jan. 9	Rob Jones, Saint Mary's
Jan. 16	Matthew Dellavedova, Saint Mary's
Jan. 23	Anthony Ireland, Loyola Marymount
Jan. 30	Perris Blackwell, San Francisco
Feb. 6	Brandon Davies, BYU
Feb. 13	Kevin Pangos, Gonzaga

PRESEASON WCC MEDIA POLL

School (First-place votes)	Points
1. Gonzaga University (7)	63
2. Saint Mary's College (1)	56
3. Brigham Young University (1)	52
4. University of San Francisco	42
5. Santa Clara University	35
6. Loyola Marymount University	27
7. University of Portland	25
8. Pepperdine University	13
9. University of San Diego	11

PRESEASON ALL-WCC

Player	School	Yr.	Pos.
Brandon Davies	BYU	Jr.	F
Matthew Dellavedova	Saint Mary's	Jr.	G
Kevin Foster	Santa Clara	RS-Jr.	G
Rashad Green	San Francisco	Sr.	G
Elias Harris	Gonzaga	Jr.	F
Rob Jones	Saint Mary's	RS-Sr.	F
Nemanja Mitrovic	Portland	Sr.	G
Robert Sacre	Gonzaga	RS-Sr.	C
Drew Viney	Loyola Marymount	RS-Sr.	F
Michael Williams	San Francisco	Jr.	G

Note: Team listed alphabetically

Click/scan to view the WCC men's basketball page on WCCsports.com



TEAM

WCC STATS (2/13/12)	ALL	CONF
Scoring Offense	1st	1st
Scoring Defense	3rd	4th
Scoring Margin	2nd	3rd
FT Percentage	5th	4th
FG Percentage	3rd	4th
FG Percentage Defense	1st	1st
3FG Percentage	6th	7th
3FG Percentage Defense	2nd	2nd
3-Point FG Made/Game	3rd	6th
Rebounding Offense	1st	1st
Rebounding Defense	6th	5th
Rebounding Margin	3rd	3rd
Blocked Shots	1st	3rd
Assists	1st	1st
Steals	11st	1st
Turnover Margin	1st	2nd
Assist/Turnover Ratio	2nd	2nd
Offensive Rebounds	5th	2nd
Defensive Rebounds	1st	1st
Defensive Reb Pct	1st	2nd
Offensive Reb Pct	6th	5th

NCAA STATS (2/16/12)

	RANK	ACTUAL
Won-Lost Percentage	31	78.6
Scoring Offense	12	79.6
Scoring Defense	149	65.9
Scoring Margin	12	13.7
Field-Goal Percentage	43	47.1
Field-Goal Pct Defense	61	40.5
3-Point Field Goals/Game	96	7.0
3-Point Field-Goal Pct	120	35.5
Three Pt FG Defense	38	30.6
Free-Throw Percentage	94	71.4
Rebound Margin	36	5.2
Assists Per Game	6	17.6
Assist Turnover Ratio	16	1.34
Blocked Shots Per Game	61	4.4
Steals Per Game	23	8.6
Turnovers Per Game	133	13.2
Turnover Margin	46	2.5
Personal Fouls Per Game	160	18.0

INDIVIDUAL

WCC (2/13/12)	TOP BYU PLAYER - ALL	TOP BYU PLAYER - CONF
Scoring	Noah Hartsock - 1st	Brandon Davies - 1st
Rebounding	Brandon Davies - 4th	Brandon Davies - 2nd
FG Percentage	Noah Hartsock - 2nd	Noah Hartsock - 8th
Assists	Charles Abouo - 11th	Matt Carlino - 4th
FT Percentage	Noah Hartsock - 3rd	Noah Hartsock - 3rd
Steals	Brandon Davies - 8th	Brandon Davies - 6th
3FG Percentage	Brock Zylstra - 7th	Craig Cusick - 1st
3FG Made/Game	Brock Zylstra - 18th	Matt Carlino - 12th
Blocked Shots	Noah Hartsock - 1st	Brandon Davies - 2nd
Assist/TO Ratio	—	Matt Carlino - 3rd
Offensive Rebounds	Brandon Davies - 5th	Brandon Davies - 4th
Defensive Rebounds	Brandon Davies - 4th	Brandon Davies - 2nd
Minutes Played	Noah Hartsock - 7th	Noah Hartsock - 9th

NCAA (2/16/12)

	BYU PLAYER - RANK	ACTUAL
Points Per Game	Noah Hartsock - 63	17.2
Field Goal Percentage	Noah Hartsock - 23	56.6
	Brandon Davies - 80	49.1
Free Throw Percentage	Noah Hartsock - 49	85.0
Rebounds Per Game	Brandon Davies - 97	7.9
Blocked Shots Per Game	Noah Hartsock - 81	1.7
	Brandon Davies - 151	1.3

Click/scan to view the NCAA Division I Men's Basketball statistics



2011-12 NUMERICAL ROSTER

Click/scan to view the BYU men's basketball roster on BYUcougars.com



No.	Name	Pos.	Ht.	Wt.	Yr.	Hometown (Previous School)
0	Brandon Davies	F	6-9	235	Jr.	Provo, Utah (Provo HS)
1	Charles Abouo	G/F	6-5	215	Sr.	Abidjan, Cote d'Ivoire (Brewster Academy)
2	Craig Cusick	G	6-2	185	Jr.	Orem, Utah (Utah)
3	Austin Nelson	G	6-0	160	Fr.	Henderson, Nev. (Coronado HS)
5	Chris Collinsworth	F	6-9	235	So.	Provo, Utah (Provo HS)
10	Matt Carlino	G	6-2	175	Fr.	Scottsdale, Ariz. (Bloomington South HS)
12	Josh Sharp	F	6-7	185	Fr.	Highland, Utah (Utah)
13	Brock Zylstra	G/F	6-6	210	Jr.	La Verne, Calif. (Bonita HS)
14	Nick Martineau	G	6-0	170	Jr.	Fruit Heights, Utah (Davis HS)
15	Jaren Sweeney	G/F	6-5	190	Fr.	Mesa, Ariz. (Mountain View HS)
20	Anson Winder	G	6-3	195	Fr.	Las Vegas, Nev. (Bishop Gorman HS)
21	Stephen Rogers	F	6-8	195	Jr.	Mesa, Ariz. (Mesa CC)
24	Damarcus Harrison	G	6-5	190	Fr.	Greenwood, S.C. (Christ School)
33	Nate Austin	F/C	6-10	215	Fr.	Alpine, Utah (Lone Peak HS)
34	Noah Hartsock	F	6-8	230	Sr.	Bartlesville, Okla. (Bartlesville HS)
42	Ian Harward	F/C	6-10	215	Fr.	Orem, Utah (Orem HS)

Head Coach: Dave Rose, 7th year (Houston, 1983)

Assistant Coaches: Terry Nashif (BYU, 2005); Tim LaComb (Utah, 2006), Mark Pope (Kentucky, 1996)

Director of Basketball Operations: Mike Hall (BYU, 2005)

Team Trainer: Robert Ramos (BYU, 1995)

PRONUNCIATION GUIDE

CHARLES ABOUO a-BOO-oh	ANSON WINDER AN-son WINE-der
MATT CARLINO car-LEE-no	BROCK ZYLSTRA ZIL-stra
DAMARCUS HARRISON duh-MARCUS	TERRY NASHIF NASH-if
IAN HARWARD har-WORD	ROBERT RAMOS RAY-mus
NICK MARTINEAU MART-in-oh	

2011-12 SEASON / CAREER HIGHS				
#	PLAYER	POINTS	REBOUNDS	ASSISTS
0	DAVIES, Brandon Career:	29 at Pepperdine same	22 vs. San Diego same	6 vs. San Francisco 6 at Air Force (10-11), vs. USF (11-12)
1	ABOUO, Charles Career:	23 vs. Pepperdine 25 vs. Wyoming (10-11)	16 vs. Longwood same	7 vs. San Francisco, at San Diego same
2	CUSICK, Craig Career:	12 at Portland same	4, at Loyola Marymount same	8 vs. Weber State same
5	COLLINSWORTH, Chris Career:	— 15 vs. Chicago State	1 vs. BYU-Hawaii 11 at UNLV (07-08)	1 at Utah State 3 four times, last vs. Chicago State (10-11)
10	CARLINO, Matt Career:	30 at San Francisco same	7 vs. Buffalo, at San Diego same	11 vs. Buffalo same
12	SHARP, Josh Career:	5 vs. BYU-Hawaii, vs. PVAMU same	6 vs. BYU-Hawaii, vs. PVAMU same	3 vs. Longwood same
13	ZYLSTRA, Brock Career:	26 vs. Buffalo same	7 vs. Baylor, vs. UCSB, at USD, at Pepp. same	5 vs. UC Santa Barbara same
14	MARTINEAU, Nick Career:	5 vs. Pepperdine 6 vs. Loyola Marymount (07-08)	3 vs. CSUSM same	2 vs. PVAMU, vs. CSUSM 4 vs. Loyola Marymount (07-08)
20	WINDER, Anson Career:	20 vs. Buffalo same	6 at San Francisco same	9 vs. Northern Arizona same
21	ROGERS, Stephen Career:	18 vs. PVAMU same	6 vs. Northern Arizona 8 vs. UNLV (10-11)	3 at USU, vs. Longwood, vs. NAU, vs. SCU same
24	HARRISON, Damarcus Career:	11 vs. Longwood same	3 vs. Baylor, vs. CSUSM same	2 vs. BYUH, vs. PVAMU, vs. UCSB, vs. CSUSM same
33	AUSTIN, Nate Career:	15 vs. Weber State same	9 vs. Weber State, vs. San Francisco same	2 at Saint Mary's, vs. Santa Clara same
34	HARTSOCK, Noah Career:	28 vs. Loyola Marymount same	14 vs. Gonzaga same	5 vs. BYU-Hawaii 6 vs. Eastern New Mexico (09-10)



CAREER HIGHLIGHTS

- 181-51 overall record for a BYU record .780 winning percentage
- With 159 victories in his first six seasons is tied for third all-time for best career starts (through six seasons) by wins in NCAA history and second in BYU history for career victories
- Four Mountain West Conference regular season titles, a BYU and MWC record
- Three-time MWC Coach of the Year (2006, 2007, 2011)
- Two-time USBWA District VIII Coach of the Year (2006, 2011)
- Honorable Mention for National Coach of the Year by Scout.com (2006)
- Five-consecutive trips to the NCAA Tournament, a BYU record
- Five-consecutive 25-win seasons, a BYU record
- Holds top two spots for wins in a season in BYU history with 32 in 2010-11 and 30 in 2009-10
- Took BYU to the Sweet 16 in 2011 for the first time since 1981
- Coached Jimmer Fredette, the 2011 Consensus National Player of the Year (received the Wooden Award, Naismith Trophy, Oscar Robertson Trophy and other national awards)
- Naismith Coach of the Year Finalist in 2011
- Finalist for the Clair Bee Award in 2010

COACHING EXPERIENCE

- BYU Head Coach (2005-present)
- BYU Associate Head Coach (2000-2005)
- BYU Assistant Coach (1997-2000)
- Dixie State Head Coach (1990-1997)
- Dixie State Assistant Coach (1987-1990)
- Assistant coach at Pine View High School (1986-87)
- Head coach at Millard High School (1983-86)

SERVICE

- NABC Game Pillar Award for Service in 2008
- 63rd recipient of the Dale Rex Memorial Award
- Honorary Chair of the Children with Cancer Christmas Foundation
- Was the first coach in the state of Utah to participate in the American Cancer Society's nationwide Coaches vs. Cancer campaign
- Lobbied before Congress for more funding for cancer research in September 2010

EDUCATION

- Houston (1983, B.A.)

PLAYING CAREER

- Played baseball and basketball at Dixie State College
- Played for Houston from 1980-83 (played in 1980-81 and 82-82, redshirted in 1981-82)
- Co-Captain on the famous "Phi-Slamma Jamma" team that featured Hakeem Olajuwon and Clyde Drexler
- Helped Houston achieve a No. 1 ranking and reach the national championship game in 1983

MISSION

- Manchester England (1977-79)

PERSONAL/FAMILY

- Wife: Cheryl
- Children: Daughter Chanell and husband Brock Reichner, son Garrett and wife Brooke, daughter Taylor
- Dave and Cheryl Rose have five grandchildren



Click/scan to view Dave Rose's profile on BYUcougars.com



ROSE DIVISION I COACHING LEDGER

SCHOOL	SEASON	OVERALL	PCT.	MWC/WCC	PCT.	MWC/WCC TOURNEY	NCAA/NIT
BYU	2005-06	20-9	.690	12-4	.750	0-1	0-1 NIT
BYU	2006-07	25-9	.735	13-3	.813	2-1	0-1 NCAA
BYU	2007-08	27-8	.771	14-2	.875	2-1	0-1 NCAA
BYU	2008-09	25-8	.758	12-4	.750	1-1	0-1 NCAA
BYU	2009-10	30-6	.833	13-3	.813	1-1	1-1 NCAA
BYU	2010-11	32-5	.865	14-2	.875	2-1	2-1 NCAA
BYU	2011-12	22-6	.778	10-3	.769	—	—
TOTAL		181-51	.780	88-21	.807	8-6 (.571)	3-6





0 — BRANDON DAVIES
6-9 • 235 • Junior • Forward
Provo, Utah (Provo HS)

DAVIES NOTES

Last time Out

- Had 6 points, 5 rebounds, 2 assists, 2 blocks and 1 steal in 21 minutes at San Francisco

In 2011-12

- Has started every game, scored in double figures 22 times
- WCC Player of the Week for Feb. 6, averaging 16.5 points, 9 rebounds and 4.5 steals
- WCC Player of the Week for Jan. 2, averaging 21.0 points and 14.0 boards with two double-doubles
- Six double-doubles this season (Pts/Reb); vs. Baylor (18/13), vs. CSUSM (14/13), vs. San Diego (21/22), at LMU (15/10), at San Diego (12/12) and at Portland (18/13)
- Set career-high of 22 rebounds and added 21 points vs. San Diego
- Averages 14.4 points, 8.0 rebounds, 2.3 assists, 1.4 steals and 1.3 blocks
- 49.1 percent FG shooting and 70.7 percent FT shooting
- Named to the All-WCC Preseason team

Other

- Mother is Linda Kathleen Davies and has one brother and one sister
- Also recruited by Utah, Gonzaga, Utah State, Cal Berkeley, Washington State, Penn State and Santa Clara
- Played for Craig Drury at Provo High School where he helped lead the Bulldogs to state titles as a sophomore and junior and a second-place finish as a senior

Click/scan for Davies' bio on BYUCougars.com



11-12 SEASON HIGHS

Points: 29, at Pepperdine – 1/21/12
 Points 1st half: 15, at Saint Mary's – 12/29/11
 Points 2nd half: 17, at Pepperdine – 1/21/12
 Rebounds: 22, San Diego – 12/31/11
 Assists: 6, vs. San Francisco – 1/7/12
 Steals: 8, at Portland – 2/4/12
 Blocks: 3, Weber State – 12/7/11
 FG made: 11, at Saint Mary's – 12/29/11
 FG attempts: 18, at SMC – 12/29/11, SMC – 1/28/12
 3FG made: —
 3FG attempts: 1, Baylor – 12/17/11
 FT made: 15, at Pepperdine – 1/21/12
 FT attempts: 18, at Pepperdine – 1/21/12

CAREER HIGHS

Points: 29, at Pepperdine – 1/21/12
 Rebounds: 22, San Diego – 12/31/11
 Assists: 6, at Air Force – 02/09/11, vs. San Francisco – 1/7/12
 Steals: 8, at Portland – 2/4/12
 Blocks: 3, four times, last, Weber State – 12/7/11
 FG made: 11, at Saint Mary's – 12/29/11
 FG attempts: 18, at Saint Mary's – 12/29/11
 3FG made: —
 3FG attempts: 1, Utah – 01/30/10, Baylor – 12/17/11
 FT made: 15, at Pepperdine – 1/21/12
 FT attempts: 18, at Pepperdine – 1/21/12

MISCELLANEOUS

	11-12	Career
Double-Figure Pts:	22 (17-5)	48 (41-7)
20-plus Pts:	5 (4-1)	8 (7-1)
Double-Figure Reb:	6 (5-1)	10 (9-1)
Double-Doubles:	6 (5-1)	10 (9-1)
3-plus Steals:	4 (2-2)	5 (3-2)
3-plus Blocks:	1 (1-0)	4 (4-0)
3-plus 3-point FGs:	0 (0-0)	0 (0-0)
Scoring Leader:	7 (5-2)	8 (6-2)
Rebound Leader:	13 (9-4)	27 (21-6)
Assist Leader:	3 (3-0)	5 (5-0)

2011-12 GAME-BY-GAME

Opponent	Date	GS	Min	FG	FGA	Pct	3FG	FGA	Pct	FT	FTA	Pct	Off	Def	TR	Avg	PF	FO	A	TO	Blk	Stl	Pts	Avg
at Utah State	11/11/11	*	24	4	10	.400	0	0	.000	5	9	.556	2	3	5	5.0	3	0	1	3	1	2	13	13.0
BYU-HAWAII	11/15/11	*	28	10	13	.769	0	0	.000	5	6	.833	3	6	9	7.0	3	0	3	5	2	1	25	19.0
LONGWOOD	11/18/11	*	20	1	3	.333	0	0	.000	0	0	.000	2	2	4	6.0	3	0	4	5	0	0	2	13.3
PRAIRIE VIEW A&M	11/22/11	*	26	4	8	.500	0	0	.000	5	6	.833	3	5	8	6.5	3	0	3	4	2	1	13	13.3
vs Nevada	11/25/11	*	25	4	8	.500	0	0	.000	2	2	1.000	0	3	3	5.8	5	1	4	0	1	0	10	12.6
vs Wisconsin	11/26/11	*	30	4	10	.400	0	0	.000	1	1	1.000	0	4	4	5.5	2	0	1	4	0	3	9	12.0
vs Northern Arizona	11/30/11	*	28	6	9	.667	0	0	.000	2	2	1.000	2	7	9	6.0	1	0	3	0	0	1	14	12.3
vs Oregon	12/03/11	*	20	2	10	.200	0	0	.000	2	2	1.000	1	4	5	5.9	5	1	2	1	1	0	6	11.5
WEBER STATE	12/07/11	*	22	5	11	.455	0	0	.000	1	1	1.000	3	6	9	6.2	4	0	0	2	3	1	11	11.4
at Utah	12/10/11	*	25	1	4	.250	0	0	.000	1	2	.500	3	6	9	6.5	3	0	1	1	1	1	3	10.6
BAYLOR	12/17/11	*	36	6	15	.400	0	1	.000	6	9	.667	5	8	13	7.1	3	0	1	1	1	1	18	11.3
BUFFALO	12/20/11	*	22	1	3	.333	0	0	.000	0	2	.000	3	1	4	6.8	3	0	1	0	2	1	2	10.5
UC SANTA BARBARA	12/22/11	*	32	7	16	.438	0	0	.000	3	3	1.000	2	4	6	6.8	2	0	1	2	0	4	17	11.0
CS SAN MARCOS	12/27/11	*	26	7	11	.636	0	0	.000	0	0	.000	4	9	13	7.2	1	0	2	2	1	0	14	11.2
at Saint Mary's (CA)	12/29/11	*	30	11	18	.611	0	0	.000	6	8	.750	3	4	7	7.2	4	0	0	3	1	5	28	12.3
SAN DIEGO	12/31/11	*	35	8	13	.615	0	0	.000	5	8	.625	6	16	22	8.1	3	0	4	3	2	1	21	12.9
at Loyola Marymount	01/05/12	*	29	6	12	.500	0	0	.000	3	5	.600	0	10	10	8.2	4	0	2	6	2	0	15	13.0
SAN FRANCISCO	01/07/12	*	22	5	9	.556	0	0	.000	2	4	.500	2	4	6	8.1	4	0	6	2	2	1	12	12.9
SANTA CLARA	01/14/12	*	29	9	13	.692	0	0	.000	5	7	.714	0	5	5	7.9	4	0	2	2	1	2	23	13.5
at San Diego	01/16/12	*	32	3	9	.333	0	0	.000	6	10	.600	6	6	12	8.2	2	0	2	2	2	1	12	13.4
LOYOLA MARYMOUNT	01/19/12	*	31	4	8	.500	0	0	.000	6	8	.750	2	7	9	8.2	5	1	2	2	2	0	14	13.4
at Pepperdine	01/21/12	*	35	7	14	.500	0	0	.000	15	18	.833	0	6	6	8.1	3	0	4	3	2	0	29	14.1
at Virginia Tech	01/25/12	*	24	3	9	.333	0	0	.000	11	12	.917	2	3	5	8.0	4	0	4	3	1	1	17	14.3
SAINT MARY'S	01/28/12	*	32	6	18	.333	0	0	.000	2	4	.500	4	3	7	7.9	4	0	1	6	1	2	14	14.3
GONZAGA	02/02/12	*	31	7	12	.583	0	0	.000	1	3	.333	2	3	5	7.8	4	0	1	4	1	1	15	14.3
at Portland	02/04/12	*	38	7	13	.538	0	0	.000	4	10	.400	5	8	13	8.0	2	0	4	4	1	8	18	14.4
PEPPERDINE	02/11/12	*	27	3	7	.429	0	0	.000	7	8	.875	2	5	7	8.0	0	0	2	4	2	0	13	14.4
at San Francisco	02/16/12	*	21	3	7	.429	0	0	.000	0	0	.000	0	5	5	7.9	4	0	2	2	2	1	6	14.1
Totals			28	780	144	293	.491	0	1	.000	106	150	.707	67	153	220	7.9	88	3	63	76	37	394	14.1

CAREER STATISTICS (ALL GAMES)

Year	GP	GS	Min	Avg	FG	FGA	Pct	3FG	FGA	Pct	FT	FTA	Pct	Off	Def	TR	Avg	PF	FO	A	TO	Blk	Stl	Pts	Avg
2009-10	35	1	474	13.5	69	128	.539	0	1	.000	50	88	.568	30	74	104	3.0	91	1	9	47	14	13	188	5.4
2010-11	29	26	721	24.9	115	219	.525	0	0	.000	93	138	.674	63	117	180	6.2	90	4	43	44	27	20	323	11.1
2011-12	28	28	780	27.9	144	293	.491	0	1	.000	106	150	.707	67	153	220	7.9	88	3	63	76	37	39	394	14.1
TOTAL	92	55	1975	21.5	328	640	.513	0	2	.000	249	376	.662	160	344	504	5.5	269	8	115	167	78	72	905	9.8

CAREER STATISTICS (CONFERENCE GAMES)

Year	GP	GS	Min	Avg	FG	FGA	Pct	3FG	FGA	Pct	FT	FTA	Pct	Off	Def	TR	Avg	PF	FO	A	TO	Blk	Stl	Pts	Avg
2009-10	15	0	187	12.5	29	63	.460	0	1	.000	22	41	.537	13	35	48	3.2	35	0	3	21	5	6	80	5.3
2010-11	14	14	395	28.2	54	111	.486	0	0	.000	51	74	.689	30	72	102	7.3	46	2	29	25	16	13	159	11.4
2011-12	13	13	392	30.2	79	153	.516	0	0	.000	62	93	.667	32	82	114	8.8	43	1	32	43	21	22	220	16.9
TOTAL	42	27	974	23.2	162	327	.495	0	1	.000	135	208	.649	75	189	264	6.3	124	3	64	89	42	41	459	10.9





1 — CHARLES ABOUO
 6-5 • 215 • Senior • Guard/Forward
 Abidjan, Cote d'Ivoire (Brewster Academy)

ABOUO NOTES

Last time Out

- Posted 15 points on 6 of 11 shooting and had 6 rebounds, 4 assists and 1 steal at San Francisco

In 2011-12

- Has started every game and scored in double figures 14 times
- Averages 11.3 points, 6.1 rebounds, 2.8 assists and 1.1 steals
- Narrowly missed double-doubles vs. Baylor (17 pts, 9 reb), at Pepperdine (15 pts, 9 reb), at Virginia Tech (9 points, 8 reb)
- Posted a double-double with 19 points on 6 of 9 shooting and a career-best 16 rebounds, 4 assists and 2 blocks vs. Longwood
- Scored a season-high 22 points, tied a career high with four 3s and added 8 boards, 4 assists and 3 steals against Nevada
- 43.3 percent FG shooting and 75.3 FT shooting

Other

- Parents are Ernest and Yvonne Abouo
- Also recruited by San Diego State, Wichita State, Utah State, Loyola, Montana, Tulsa and Virginia Commonwealth
- Played for the Cote d'Ivoire Senior National Team during the summers of 2009 and 2010
- Played in the 2010 World Championships in Turkey with the Cote d'Ivoire National Team.
- Helped Brewster Academy (Wolfeboro, N.H.) set a school record with a 31-4 overall record in 2007-08

Click scan for Abouo's bio on BYUcougars.com



11-12 SEASON HIGHS

Points: 22, vs Nevada – 11/25/11
 Points 1st half: 17, Pepperdine – 2/11/12
 Points 2nd half: 16 vs Nevada – 11/25/11
 Rebounds: 16, Longwood – 11/18/11
 Assists: 7, vs. San Francisco – 1/7/12, at San Diego – 1/16/12
 Steals: 3, BYU-Hawaii – 11/15/11, vs. Nevada – 11/25/11
 Blocks: 2 Longwood – 11/18/11
 FG made: 8 vs. Nevada – 11/25/11
 FG attempts: 15, vs. Oregon – 12/3/11
 3FG made: 5, Pepperdine – 2/11/12
 3FG attempts: 8, Pepperdine – 2/11/12
 FT made: 9, UCSB – 12/22/11
 FT attempts: 10, San Diego – 12/31/11

CAREER HIGHS

Points: 25, Wyoming – 03/05/11
 Rebounds: 16, Longwood – 11/18/11
 Assists: 7, vs. San Francisco – 1/7/12, at San Diego – 1/16/12
 Steals: 3, three times, last, vs. Nevada – 11/25/11
 Blocks: 2, Colorado State – 02/23/11; Longwood – 11/18/11
 FG made: 9, Wyoming – 03/05/11
 FG attempts: 15, vs. Oregon – 12/3/11
 3FG made: 5, Pepperdine – 2/11/12
 3FG attempts: 8, Pepperdine
 FT made: 9, UCSB – 12/22/11
 FT attempts: 10, vs Arizona – 12/11/10, San Diego – 12/31/11

MISCELLANEOUS

	11-12	Career
Double-Figure Pts:	15 (12-3)	29 (25-4)
20-plus Pts:	2 (2-0)	5 (5-0)
Double-Figure Reb:	3 (3-0)	5 (5-0)
Double-Doubles:	2 (2-0)	3 (3-0)
3-plus Steals:	2 (2-0)	3 (3-0)
3-plus Blocks:	0 (0-0)	0 (0-0)
3-plus 3-point FGs:	5 (4-1)	7 (6-1)
Scoring Leader:	3 (3-0)	3 (3-0)
Rebound Leader:	8 (7-1)	17 (16-1)
Assist Leader:	6 (6-0)	7 (7-0)

2011-12 GAME-BY-GAME

Opponent	Date	GS	Min	FG	FGA	Pct	3FG	FGA	Pct	FT	FTA	Pct	Off	Def	TR	Avg	PF	FO	A	TO	Blk	Stl	Pts	Avg	
at Utah State	11/11/11	*	36	4	6	.667	3	5	.600	5	7	.714	3	3	6	6.0	4	0	3	3	0	0	16	16.0	
BYU-HAWAII	11/15/11	*	20	1	4	.250	0	0	.000	2	5	.400	0	6	6	6.0	4	0	3	4	0	3	4	10.0	
LONGWOOD	11/18/11	*	27	6	9	.667	2	3	.667	5	8	.625	5	11	16	9.3	0	0	4	1	2	0	19	13.0	
PRAIRIE VIEW A&M	11/22/11	*	24	4	6	.667	2	3	.667	3	5	.600	2	5	7	8.8	0	0	3	1	0	2	13	13.0	
vs Nevada	11/25/11	*	38	8	12	.667	4	5	.800	2	2	1.000	2	6	8	8.6	2	0	4	5	0	3	22	14.8	
vs Wisconsin	11/26/11	*	34	2	6	.333	0	2	.000	2	2	1.000	1	3	4	7.8	3	0	2	4	1	0	6	13.3	
vs Northern Arizona	11/30/11	*	14	3	8	.375	1	3	.333	2	2	1.000	0	3	3	7.1	2	0	1	2	0	1	9	12.7	
vs Oregon	12/03/11	*	31	3	15	.200	2	6	.333	0	0	.000	5	7	12	7.8	2	0	3	1	0	1	8	12.1	
WEBER STATE	12/07/11	*	23	6	10	.600	3	4	.750	0	1	.000	0	4	4	7.3	2	0	4	0	0	2	15	12.4	
at Utah	12/10/11	*	25	4	6	.667	1	2	.500	2	2	1.000	2	4	6	7.2	3	0	0	2	1	1	11	12.3	
BAYLOR	12/17/11	*	22	7	10	.700	1	4	.250	2	2	1.000	6	3	9	7.4	4	0	2	5	1	0	17	12.7	
BUFFALO	12/20/11	*	24	3	10	.300	1	3	.333	1	2	.500	2	4	6	7.3	4	0	4	4	0	2	8	12.3	
UC SANTA BARBARA	12/22/11	*	26	3	7	.429	1	1	1.000	9	9	1.000	2	4	6	7.2	4	0	2	2	0	2	16	12.6	
CS SAN MARCOS	12/27/11	*	21	1	7	.143	0	4	.000	1	4	.250	3	2	5	7.0	2	0	4	2	0	0	3	11.9	
at Saint Mary's (CA)	12/29/11	*	20	4	9	.444	1	2	.500	0	1	.000	2	2	4	6.8	4	0	0	2	0	0	9	11.7	
SAN DIEGO	12/31/11	*	30	3	8	.375	1	4	.250	8	10	.800	1	3	4	6.6	2	0	3	1	0	1	15	11.9	
at Loyola Marymount	01/05/12	*	33	3	13	.231	1	4	.250	0	0	.000	2	5	7	6.6	3	0	4	0	0	1	7	11.6	
SAN FRANCISCO	01/07/12	*	26	1	5	.200	0	1	.000	0	0	.000	0	2	2	6.4	0	0	7	0	0	2	2	11.1	
SANTA CLARA	01/14/12	*	21	3	6	.500	1	2	.500	6	6	1.000	0	1	1	6.1	4	0	3	1	0	1	13	11.2	
at San Diego	01/16/12	*	34	6	13	.462	0	3	.000	2	2	1.000	1	6	7	6.2	2	0	7	0	0	0	14	11.4	
LOYOLA MARYMOUNT	01/19/12	*	24	3	9	.333	0	4	.000	4	5	.800	1	1	2	6.0	5	1	2	3	0	2	10	11.3	
at Pepperdine	01/21/12	*	37	5	8	.625	2	4	.500	3	4	.750	2	7	9	6.1	1	0	4	1	0	0	15	11.5	
at Virginia Tech	01/25/12	*	31	3	13	.231	1	7	.143	2	2	1.000	3	5	8	6.2	2	0	2	1	0	1	9	11.3	
SAINT MARY'S	01/28/12	*	23	2	3	.667	0	0	.000	2	4	.500	2	0	2	6.0	5	1	1	1	0	1	6	11.1	
GONZAGA	02/02/12	*	19	1	4	.250	0	1	.000	2	2	1.000	0	1	1	5.8	4	0	1	1	0	0	4	10.8	
at Portland	02/04/12	*	17	1	6	.167	1	4	.250	4	6	.667	2	5	7	5.8	4	0	0	1	1	2	7	10.7	
PEPPERDINE	02/11/12	*	27	7	11	.636	5	8	.625	4	4	1.000	2	10	12	6.1	0	0	2	0	1	2	23	11.1	
at San Francisco	02/16/12	*	34	6	11	.545	3	6	.500	0	0	.000	2	4	6	6.1	2	0	4	2	0	1	15	11.3	
Totals			28	741	103	235	.438	37	95	.389	73	97	.753	53	117	170	6.1	74	2	79	50	7	31	316	11.3


CAREER STATISTICS (ALL GAMES)

Year	GP	GS	Min	Avg	FG	FGA	Pct	3FG	FGA	Pct	FT	FTA	Pct	Off	Def	TR	Avg	PF	FO	A	TO	Blk	Stl	Pts	Avg
2008-09	33	1	354	10.7	30	75	.400	9	21	.429	27	42	.643	13	49	62	1.9	33	1	13	22	3	9	96	2.9
2009-10	36	2	464	12.9	57	122	.467	11	27	.407	39	55	.709	40	70	110	3.1	56	1	31	29	9	19	164	4.6
2010-11	37	22	772	20.9	88	212	.415	24	83	.289	68	90	.756	52	127	179	4.8	83	2	30	40	11	29	268	7.2
2011-12	28	28	741	26.5	103	235	.438	37	95	.389	73	97	.753	53	117	170	6.1	74	2	79	50	7	31	316	11.3
TOTAL	134	53	2331	17.4	278	644	.432	81	226	.358	207	284	.729	158	363	521	3.9	246	6	153	141	30	88	844	6.3

CAREER STATISTICS (CONFERENCE GAMES)

Year	GP	GS	Min	Avg	FG	FGA	Pct	3FG	FGA	Pct	FT	FTA	Pct	Off	Def	TR	Avg	PF	FO	A	TO	Blk	Stl	Pts	Avg
2008-09	16	1	137	8.6	14	34	.412	5	10	.500	5	11	.455	4	16	20	1.3	14	0	3	7	1	2	38	2.4
2009-10	16	0	220	13.8	31	61	.508	5	13	.385	14	19	.737	21	38	59	3.7	25	0	17	10	5	10	81	5.1
2010-11	16	7	333	20.8	46	96	.479	14	36	.389	29	40	.725	19	49	68	4.3	40	0	8	13	5	15	135	8.4
2011-12	13	13	345	26.5	45	106	.425	15	43	.349	35	44	.795	17	47	64	4.9	36	2	38	13	2	13	140	10.8
TOTAL	61	21	1035	17.0	136	297	.458	39	102	.382	83	114	.728	61	150	211	3.5	115	2	66	43	13	40	394	6.5





2 — CRAIG CUSICK
6-2 • 185 • Junior • Guard
Orem, Utah (Utah)

CUSICK NOTES

Last time Out

- Played 13 minutes and had 2 assists, 1 steal and scored 1 point at San Francisco

In 2011-12

- Has played in every game of the season and started three
- Averages 3.3 points, 2.0 assists and 1.3 rebounds
- Made 12 of 19 treys (63.2 percent) in conference play
- 45.0 percent FG shooting and 44.7 percent 3-point shooting
- Scored 10 points at Utah with two 3-pointers
- Career-high 8 assists vs. Weber State and followed up with 6 at Utah
- Hit career-high 3 treys at Loyola Marymount

Other

- A member of the BYU practice squad in 2010-11
- Named first-team all-state by the Salt Lake Tribune as a junior and senior
- Named first-team all-state by the Deseret News as a senior and second team as a junior
- Leading scorer in 4A and 5A in 2005-06
- Averaged 22 points, 6.5 rebounds and 5 assists per game as a senior
- Orem High School's all-time leading scorer

Click/scan for Cusick's bio on BYUcougars.com



11-12 SEASON/CAREER HIGHS

Points: 12, at Portland – 2/4/12
 Points 1st half: 10, at Portland – 2/4/12
 Points 2nd half: 9, at Loyola Marymount – 1/5/12
 Rebounds: 4, at Loyola Marymount – 1/5/12
 Assists: 8, Weber State – 12/7/11
 Steals: 4, at Portland – 2/4/12
 Blocks: —
 FG made: 4, at Portland – 2/4/12
 FG attempts: 9, at Portland – 2/4/12
 3FG made: 3, at Loyola Marymount – 1/5/12
 3FG attempts: 4, three times, last, at Portland – 2/4/12
 FT made: 4, at Utah – 12/10/11
 FT attempts: 6, at Pepperdine – 1/21/12

MISCELLANEOUS

	11-12	Career
Double-Figure Pts:	2 (2-0)	2 (2-0)
20-plus Pts:	0 (0-0)	0 (0-0)
Double-Figure Reb:	0 (0-0)	0 (0-0)
Double-Doubles:	0 (0-0)	0 (0-0)
3-plus Steals:	1 (1-0)	1 (1-0)
3-plus Blocks:	0 (0-0)	0 (0-0)
3-plus 3-point FGs:	1 (1-0)	1 (1-0)
Scoring Leader:	0 (0-0)	0 (0-0)
Rebound Leader:	0 (0-0)	0 (0-0)
Assist Leader:	5 (2-3)	5 (2-3)

2011-12 GAME-BY-GAME

Opponent	Date	GS	Min	FG	FGA	Pct	3FG	FGA	Pct	FT	FTA	Pct	Off	Def	TR	Avg	PF	FO	A	TO	Blk	Stl	Pts	Avg
at Utah State	11/11/11	9	0	0	.000	0	0	.000	0	2	2	1.000	0	0	0	0	1	0	0	0	0	1	2	2.0
BYU-HAWAII	11/15/11	23	2	5	.400	1	4	.250	1	2	.500	0	3	3	1.5	1	0	0	0	0	0	1	6	4.0
LONGWOOD	11/18/11	* 16	1	3	.333	1	3	.333	0	0	.000	0	2	2	1.7	3	0	1	0	0	0	3	3.7	
PRAIRIE VIEW A&M	11/22/11	* 19	1	2	.500	1	2	.500	0	0	.000	0	3	3	2.0	0	0	2	0	0	0	3	3.5	
vs Nevada	11/25/11	2	0	0	.000	0	0	.000	0	1	.000	0	0	0	1.6	0	0	0	0	0	0	1	0	2.8
vs Wisconsin	11/26/11	20	1	1	1.000	0	0	.000	0	0	.000	1	0	1	1.5	3	0	4	1	0	1	2	2.7	
vs Northern Arizona	11/30/11	13	1	3	.333	0	2	.000	0	0	.000	0	1	1	1.4	0	0	2	2	0	1	2	2.6	
vs Oregon	12/03/11	3	0	0	.000	0	0	.000	0	0	.000	0	1	1	1.4	0	0	0	0	0	0	0	0	2.3
WEBER STATE	12/07/11	21	0	1	.000	0	0	.000	0	0	.000	0	2	2	1.4	4	0	8	0	0	1	0	2.0	
at Utah	12/10/11	28	2	5	.400	2	4	.500	4	5	.800	0	3	3	1.6	3	0	6	2	0	0	10	2.8	
BAYLOR	12/17/11	* 18	1	3	.333	0	2	.000	0	0	.000	0	0	0	1.5	1	0	4	1	0	0	2	2.7	
BUFFALO	12/20/11	13	0	1	.000	0	1	.000	0	0	.000	0	0	0	1.3	1	0	3	1	0	0	0	2.5	
UC SANTA BARBARA	12/22/11	8	0	0	.000	0	0	.000	1	2	.500	0	0	0	1.2	0	0	0	1	0	0	1	2.4	
CS SAN MARCOS	12/27/11	15	2	3	.667	0	1	.000	1	1	1.000	0	1	1	1.2	0	0	1	1	0	1	5	2.6	
at Saint Mary's (CA)	12/29/11	15	2	2	1.000	1	1	1.000	0	0	.000	0	1	1	1.2	4	0	3	1	0	1	5	2.7	
SAN DIEGO	12/31/11	19	1	1	1.000	1	1	1.000	0	0	.000	0	1	1	1.2	0	0	3	1	0	1	3	2.8	
at Loyola Marymount	01/05/12	18	3	6	.500	3	3	1.000	0	0	.000	0	4	4	1.4	1	0	0	2	0	1	9	3.1	
SAN FRANCISCO	01/07/12	10	1	3	.333	1	2	.500	0	0	.000	0	1	1	1.3	0	0	1	1	0	0	3	3.1	
SANTA CLARA	01/14/12	19	1	1	1.000	1	1	1.000	0	0	.000	0	0	0	1.3	2	0	0	1	0	0	3	3.1	
at San Diego	01/16/12	18	3	3	1.000	2	2	1.000	0	0	.000	0	1	1	1.3	0	0	0	0	0	0	8	3.4	
LOYOLA MARYMOUNT	01/19/12	17	0	3	.000	0	2	.000	0	0	.000	0	0	0	1.2	1	0	4	1	0	2	0	3.2	
at Pepperdine	01/21/12	23	0	0	.000	0	0	.000	4	6	.667	0	2	2	1.2	1	0	2	0	0	1	4	3.2	
at Virginia Tech	01/25/12	5	0	0	.000	0	0	.000	0	0	.000	0	0	0	1.2	1	0	0	0	0	0	0	3.1	
SAINT MARY'S	01/28/12	13	1	2	.500	1	2	.500	0	0	.000	0	0	0	1.1	0	0	1	0	0	1	3	3.1	
GONZAGA	02/02/12	15	0	3	.000	0	1	.000	0	0	.000	0	3	3	1.2	1	0	2	0	0	2	0	3.0	
at Portland	02/04/12	29	4	9	.444	2	4	.500	2	4	.500	1	2	3	1.3	1	0	2	0	0	4	12	3.3	
PEPPERDINE	02/11/12	27	1	4	.250	1	2	.500	0	0	.000	0	1	1	1.3	1	0	5	1	0	1	3	3.3	
at San Francisco	02/16/12	13	0	2	.000	0	1	.000	1	2	.500	0	0	0	1.2	1	0	2	0	0	1	1	3.2	
Totals		3	449	28	66	.424	18	41	.439	16	25	.640	2	32	34	1.2	31	0	55	19	0	22	90	3.2

CAREER STATISTICS (ALL GAMES)																									
Year	GP	GS	Min	Avg	FG	FGA	Pct	3FG	FGA	Pct	FT	FTA	Pct	Off	Def	TR	Avg	PF	FO	A	TO	Blk	Stl	Pts	Avg
2011-12	28	3	449	16.0	28	66	.424	18	41	.439	16	25	.640	2	32	34	1.2	31	0	55	19	0	22	90	3.2
TOTAL	28	3	449	16.0	28	66	.424	18	41	.439	16	25	.640	2	32	34	1.2	31	0	55	19	0	22	90	3.2

CAREER STATISTICS (CONFERENCE GAMES)																									
Year	GP	GS	Min	Avg	FG	FGA	Pct	3FG	FGA	Pct	FT	FTA	Pct	Off	Def	TR	Avg	PF	FO	A	TO	Blk	Stl	Pts	Avg
2011-12	13	0	236	18.2	17	39	.436	13	22	.591	7	12	.583	1	16	17	1.3	13	0	23	10	0	15	54	4.2
TOTAL	13	0	236	18.2	17	39	.436	13	22	.591	7	12	.583	1	16	17	1.3	13	0	23	10	0	15	54	4.2





COLLINSWORTH NOTES

Last time Out

- Did not play at San Francisco

In 2011-12

- Played in first two games of 2011-12 season
- Is currently out with a knee injury

Other

- Parents are Jeff and Alisa and has two sisters and two brothers, brother Kyle played as a freshman for BYU in 2010-11 and is currently serving a mission in Russia
- Served a mission for The Church of Jesus Christ of Latter-day Saints in Australia
- Named the 2007 Gatorade Utah Boys' Basketball Player of the Year and helped Provo win the state title with 27 points in the title game
- As a senior was first-team all-state and received Deseret News 4A and All-Valley MVP honors
- Averaged 16.6 points and 12 rebounds per game despite playing most of the season with a fracture in his right index finger
- Averaged 14.1 points, 6.5 rebounds and 3.3 assists per game to go along with 38 steals and 28 blocks as a junior

Click/scan for Collinsworth's bio on BYUcougars.com



5 — CHRIS COLLINSWORTH

6-9 • 235 • Sophomore • Forward
Provo, Utah (Provo HS)

11-12 SEASON HIGHS

Points: —
Points 1st half: —
Points 2nd half: —
Rebounds: 1, BYU-Hawaii – 11/15/11
Assists: 1 at Utah State – 11/11/11
Steals: —
Blocks: 1, BYU-Hawaii – 11/15/11
FG made: —
FG attempts: 1 at Utah State – 11/11/11
3FG made: —
3FG attempts: 1 at Utah State – 11/11/11
FT made: —
FT attempts: —

CAREER HIGHS

Points: 15, Chicago State – 11/20/10
Rebounds: 11, at UNLV – 01/15/08
Assists: 3, 4 times
Steals: 2, twice, last vs. Chicago State – 11/20/10
Blocks: 2, 3 times, last vs Colorado State – 03/13/08
FG made: 5, Chicago State – 11/20/10
FG attempts: 8, Chicago State – 11/20/10
3FG made: 1, 7 times
3FG attempts: 3, 4 times
FT made: 7, at Weber State – 12/21/10
FT attempts: 8, at Weber State – 12/21/10

MISCELLANEOUS

	11-12	Career
Double-Figure Pts:	0 (0-0)	4 (4-0)
20-plus Pts:	0 (0-0)	0 (0-0)
Double-Figure Reb:	0 (0-0)	3 (2-1)
Double-Doubles:	0 (0-0)	1 (1-0)
3-plus Steals:	0 (0-0)	0 (0-0)
3-plus Blocks:	0 (0-0)	0 (0-0)
3-plus 3-point FGs:	0 (0-0)	1 (1-0)
Scoring Leader:	0 (0-0)	0 (0-0)
Rebound Leader:	0 (0-0)	11 (8-3)
Assist Leader:	0 (0-0)	1 (0-1)

2011-12 GAME-BY-GAME

Opponent	Date	GS	Min	FG	FGA	Pct	3FG	FGA	Pct	FT	FTA	Pct	Off	Def	TR	Avg	PF	FO	A	TO	Blk	Stl	Pts	Avg
at Utah State	11/11/11	5	0	1	.000	0	1	.000	0	0	0	.000	0	0	0	0.0	3	0	1	2	0	0	0	0.0
BYU-HAWAII	11/15/11	7	0	1	.000	0	0	.000	0	0	0	.000	0	1	1	0.5	0	0	0	1	1	0	0	0.0
LONGWOOD	11/18/11	DNP																						
PRAIRIE VIEW A&M	11/22/11	DNP																						
vs. Nevada	11/25/11	DNP																						
vs. Wisconsin	11/26/11	DNP																						
vs. Northern Arizona	11/30/11	DNP																						
vs. Oregon	12/03/11	DNP																						
WEBER STATE	12/07/11	DNP																						
at Utah	12/10/11	DNP																						
BAYLOR	12/17/11	DNP																						
BUFFALO	12/20/11	DNP																						
UC SANTA BARBARA	12/22/11	DNP																						
CS SAN MARCOS	12/27/11	DNP																						
at Saint Mary's (CA)	12/29/11	DNP																						
SAN DIEGO	12/31/11	DNP																						
at Loyola Marymount	01/05/12	DNP																						
SAN FRANCISCO	01/07/12	DNP																						
SANTA CLARA	01/14/12	DNP																						
at San Diego	01/16/12	DNP																						
LOYOLA MARYMOUNT	01/19/12	DNP																						
at Pepperdine	01/21/12	DNP																						
at Virginia Tech	01/25/12	DNP																						
SAINT MARY'S	01/28/12	DNP																						
GONZAGA	02/02/12	DNP																						
at Portland	02/04/12	DNP																						
PEPPERDINE	02/11/12	DNP																						
at San Francisco	02/16/12	DNP																						
Totals		0	12	0	2	.000	0	1	.000	0	0	.000	0	1	1	0.5	3	0	1	3	1	0	0	0.0


CAREER STATISTICS (ALL GAMES)

Year	GP	GS	Min	Avg	FG	FGA	Pct	3FG	FGA	Pct	FT	FTA	Pct	Off	Def	TR	Avg	PF	FO	A	TO	Blk	Stl	Pts	Avg
2007-08	35	6	557	15.9	42	112	.375	6	33	.182	22	51	.431	47	122	169	4.8	53	0	19	32	14	9	112	3.2
2010-11	9	4	147	16.3	16	39	.410	1	8	.125	20	27	.741	16	34	50	5.6	16	1	12	8	0	4	53	5.9
2011-12	2	0	12	6.0	0	2	.000	0	1	.000	0	0	.000	0	1	1	0.5	3	0	1	3	1	0	0	0.0
TOTAL	46	10	716	15.6	58	153	.379	7	42	.167	42	78	.538	63	157	220	4.8	72	1	32	43	15	13	165	3.6

CAREER STATISTICS (CONFERENCE GAMES)

Year	GP	GS	Min	Avg	FG	FGA	Pct	3FG	FGA	Pct	FT	FTA	Pct	Off	Def	TR	Avg	PF	FO	A	TO	Blk	Stl	Pts	Avg
2007-08	16	1	242	15.1	20	57	.351	3	15	.200	7	20	.350	23	61	84	5.3	19	0	6	9	5	4	50	3.1
TOTAL	16	1	242	15.1	20	57	.351	3	15	.200	7	20	.350	23	61	84	5.3	19	0	6	9	5	4	50	3.1





10 — MATT CARLINO
 6-2 • 175 • Freshman • Guard
 Scottsdale, Ariz. (Bloomington South HS)

CARLINO NOTES

Last time Out

- Scored a career-high 30 points on 13 of 19 shooting and had 4 rebounds, 4 steals (career high) and 3 assists at San Francisco

In 2011-12

- Averaging 13.6 points, 4.4 assists, 3.3 rebounds and 1.5 steals
- Scored in double figures in 13 games
- Shooting 43.8 percent from the field and 77.8 percent from
- Posted BYU's first 30-point game of the 2011-12 season
- Went for 18 points and 5 assists vs. No. 24 Gonzaga
- Scored 22 points and added 6 assists, 1 block and 2 steals vs. UC Santa Barbara
- Posted a double-double vs. Buffalo with 10 points and 11 assists and added 7 rebounds and 3 steals
- Totaled 22 points, 8 assists, 1 block and 1 steal vs. Santa Clara

Other

- Redshirted at BYU in 2010-11 after transferring from UCLA
- Lists former Utah Jazz great, John Stockton, and New York Yankees' closer Mariano Rivera as his sports heroes
- Led Bloomington South to a 23-1 record while averaging 13.4 points, 5.9 rebounds and 4.3 assists per game
- Led Bloomington South to the 4A State Regional Finals and a No. 1 ranking for much of the season
- Named to Indiana Junior All-Star Team and to All-Conference Indiana Team

Click/scan for Carlino's bio on BYUcougars.com



11-12 SEASON/CAREER HIGHS


Points: 30, at San Francisco – 2/16/12
 Points 1st half: 22, at San Francisco – 2/16/12
 Points 2nd half: 16, CSUSM – 12/27/11
 Rebounds: 7, Buffalo – 12/20/11, at San Diego – 1/16/12
 Assists: 11, Buffalo – 12/20/11
 Steals: 4, at San Francisco – 2/16/12
 Blocks: 1, five times, last, at Portland – 2/4/12
 FG made: 13, at San Francisco – 2/16/12
 FG attempts: 19, at San Francisco – 2/16/12
 3FG made: 4, Baylor – 12/17/11, at USF – 2/16/12
 3FG attempts: 8, Baylor – 12/17/11, at Va. Tech – 1/25/12
 FT made: 7, at Portland – 2/4/12
 FT attempts: 8, at Portland – 2/4/12

2011-12 GAME-BY-GAME

Opponent	Date	GS	Min	FG	FGA	Pct	3FG	FGA	Pct	FT	FTA	Pct	Off	Def	TR	Avg	PF	FO	A	TO	Blk	Stl	Pts	Avg	
at Utah State	11/11/11		DNP																						
BYU-HAWAII	11/15/11		DNP																						
LONGWOOD	11/18/11		DNP																						
PRAIRIE VIEW A&M	11/22/11		DNP																						
vs. Nevada	11/25/11		DNP																						
vs. Wisconsin	11/26/11		DNP																						
vs. Northern Arizona	11/30/11		DNP																						
vs. Oregon	12/03/11		DNP																						
WEBER STATE	12/07/11		DNP																						
at Utah	12/10/11		DNP																						
BAYLOR	12/17/11	24	7	14	.500	4	8	.500	0	0	.000	0	1	1	1.0	4	0	2	4	1	1	18	18.0		
BUFFALO	12/20/11	*	29	3	9	.333	2	5	.400	2	2	1.000	1	6	7	4.0	3	0	11	5	0	3	10	14.0	
UC SANTA BARBARA	12/22/11	*	32	8	14	.571	3	5	.600	3	5	.600	0	2	2	3.3	1	0	6	3	1	2	22	16.7	
CS SAN MARCOS	12/27/11	*	21	6	7	.857	3	4	.750	4	4	1.000	0	2	2	3.0	2	0	0	2	0	3	19	17.3	
at Saint Mary's (CA)	12/29/11	*	27	5	15	.333	3	6	.500	0	0	.000	1	3	4	3.2	4	0	6	3	0	0	13	16.4	
SAN DIEGO	12/31/11	*	20	3	7	.429	2	5	.400	0	0	.000	0	6	6	3.7	5	1	3	2	1	3	8	15.0	
at Loyola Marymount	01/05/12	*	24	2	9	.222	1	7	.143	4	6	.667	1	1	2	3.4	0	0	7	1	0	1	9	14.1	
SAN FRANCISCO	01/07/12	*	31	4	6	.667	2	3	.667	2	2	1.000	0	1	1	3.1	1	0	4	2	0	2	12	13.9	
SANTA CLARA	01/14/12	*	33	7	12	.583	3	6	.500	4	6	.667	0	3	3	3.1	2	0	8	2	1	1	21	14.7	
at San Diego	01/16/12	*	25	5	9	.556	2	4	.500	2	2	1.000	1	6	7	3.5	2	0	2	4	1	0	14	14.6	
LOYOLA MARYMOUNT	01/19/12	*	30	2	10	.200	1	7	.143	0	0	.000	1	3	4	3.5	4	0	3	3	0	0	5	13.7	
at Pepperdine	01/21/12	*	20	0	4	.000	0	1	.000	0	0	.000	0	1	1	3.3	1	0	2	0	0	0	0	12.6	
at Virginia Tech	01/25/12	*	35	3	15	.200	1	8	.125	0	0	.000	1	5	6	3.5	2	0	5	1	0	0	7	12.2	
SAINT MARY'S	01/28/12	*	28	6	15	.400	0	5	.000	3	4	.750	1	2	3	3.5	5	1	3	0	0	0	15	12.4	
GONZAGA	02/02/12	*	27	7	13	.538	1	2	.500	3	4	.750	0	0	0	3.3	3	0	5	3	0	3	18	12.7	
at Portland	02/04/12	*	28	3	11	.273	0	4	.000	7	8	.875	1	3	4	3.3	2	0	4	2	1	1	13	12.8	
PEPPERDINE	02/11/12	*	20	4	11	.364	1	7	.143	1	1	1.000	0	3	3	3.3	0	0	6	3	0	3	10	12.6	
at San Francisco	02/16/12	*	37	13	19	.684	4	7	.571	0	1	.000	0	4	4	3.3	1	0	3	3	0	4	30	13.6	
Totals			17	491	88	201	.438	33	95	.347	35	45	.778	8	52	60	3.3	42	2	80	43	6	27	244	13.6

CAREER STATISTICS (ALL GAMES)																									
Year	GP	GS	Min	Avg	FG	FGA	Pct	3FG	FGA	Pct	FT	FTA	Pct	Off	Def	TR	Avg	PF	FO	A	TO	Blk	Stl	Pts	Avg
2011-12	18	17	491	27.3	88	201	.438	33	95	.347	35	45	.778	8	52	60	3.3	42	2	80	43	6	27	244	13.6
TOTAL	18	17	491	27.3	88	201	.438	33	95	.347	35	45	.778	8	52	60	3.3	42	2	80	43	6	27	244	13.6

CAREER STATISTICS (CONFERENCE GAMES)																									
Year	GP	GS	Min	Avg	FG	FGA	Pct	3FG	FGA	Pct	FT	FTA	Pct	Off	Def	TR	Avg	PF	FO	A	TO	Blk	Stl	Pts	Avg
2011-12	13	13	350	26.9	61	142	.430	20	65	.308	26	34	.765	6	36	42	3.2	30	2	56	28	4	18	168	12.9
TOTAL	13	13	350	26.9	61	142	.430	20	65	.308	26	34	.765	6	36	42	3.2	30	2	56	28	4	18	168	12.9



12 — JOSH SHARP
6-7 • 185 • Freshman • Forward
Highland, Utah (Utah)

SHARP NOTES

Last time Out

- Played 2 minutes at San Francisco

In 2011-12

- Has played in 22 of 28 games this year
- Has had at least 1 offensive rebound in nine games
- Averages 1.6 points and 1.6 rebounds
- Knocked down first career 3-pointer vs. Prairie View A&M
- 42.9 percent FG shooting

Other

- Parents are Joe and Debbie Sharp
- Served a mission for The Church of Jesus Christ of Latter-day Saints in Houston
- Played for Quincy Lewis at Lone Peak High School
- Helped the Knights to back-to-back state titles in 2007-08
- Named first-team all-state by the Deseret News and Salt Lake Tribune
- A team captain as a senior
- Averaged 13.5 points and 6.3 rebounds as a senior
- Redshirted the 2008-09 season at Utah

Click/scan for Sharp's bio on BYUcougars.com



11-12 SEASON/CAREER HIGHS

Points: 5, BYU-Hawaii -- 11/15/11
 Points 1st half: 4, Buffalo -- 12/20/11
 Points 2nd half: 5, BYU-Hawaii -- 11/15/11; PVAMU -- 11/22/11
 Rebounds: 6, BYU-Hawaii -- 11/15/11; PVAMU -- 11/22/11
 Assists: 3, Longwood -- 11/18/11
 Steals: 1, three times, last, San Diego -- 12/31/11
 Blocks: 1, vs. San Francisco -- 1/7/12, San Diego -- 12/31/11
 FG made: 2, three times, last, Buffalo -- 12/20/11
 FG attempts: 4, at Utah State -- 11/11/11
 3FG made: 1, Prairie View A&M -- 11/22/11
 3FG attempts: 1, four times, last, CSUSM -- 1/27/11
 FT made: 3, Pepperdine -- 2/11/12
 FT attempts: 4, CSUSM -- 12/27/11, Pepperdine -- 2/11/12

MISCELLANEOUS

	11-12	Career
Double-Figure Pts:	0 (0-0)	0 (0-0)
20-plus Pts:	0 (0-0)	0 (0-0)
Double-Figure Reb:	0 (0-0)	0 (0-0)
Double-Doubles:	0 (0-0)	0 (0-0)
3-plus Steals:	0 (0-0)	0 (0-0)
3-plus Blocks:	0 (0-0)	0 (0-0)
3-plus 3-point FGs:	0 (0-0)	0 (0-0)
Scoring Leader:	0 (0-0)	0 (0-0)
Rebound Leader:	0 (0-0)	0 (0-0)
Assist Leader:	0 (0-0)	0 (0-0)

2011-12 GAME-BY-GAME

Opponent	Date	GS	Min	FG	FGA	Pct	3FG	FGA	Pct	FT	FTA	Pct	Off	Def	TR	Avg	PF	FO	A	TO	Blk	Stl	Pts	Avg	
at Utah State	11/11/11	15	1	4	.250	0	0	.000	0	0	.000	0	0	0	0	0	0	0	0	0	0	0	2	2.0	
BYU-HAWAII	11/15/11	12	2	3	.667	0	0	.000	1	3	.333	2	4	6	5.0	2	0	1	0	0	1	5	3.5		
LONGWOOD	11/18/11	17	0	1	.000	0	0	.000	1	2	.500	1	3	4	4.7	3	0	3	1	0	0	1	2.7		
PRAIRIE VIEW A&M	11/22/11	22	2	2	1.000	1	1	1.000	0	0	.000	1	5	6	5.0	2	0	1	1	0	0	5	3.3		
vs Nevada	11/25/11	10	0	0	.000	0	0	.000	0	0	.000	0	1	1	4.2	1	0	0	2	0	0	0	0	2.6	
vs Wisconsin	11/26/11	1	0	0	.000	0	0	.000	0	0	.000	1	0	1	3.7	0	0	0	0	0	0	0	0	2.2	
vs Northern Arizona	11/30/11	16	1	2	.500	0	1	.000	0	0	.000	1	0	1	3.3	3	0	2	3	0	0	2	2.1		
vs Oregon	12/03/11	2	0	0	.000	0	0	.000	0	0	.000	0	0	0	2.9	1	0	0	1	0	0	0	1.9		
WEBER STATE	12/07/11	3	0	0	.000	0	0	.000	0	0	.000	0	0	0	2.6	0	0	0	1	0	0	0	1.7		
at Utah	12/10/11																								
BAYLOR	12/17/11																								
BUFFALO	12/20/11	14	2	3	.667	0	1	.000	0	0	.000	0	0	0	2.3	0	0	1	0	0	0	4	1.9		
UC SANTA BARBARA	12/22/11	3	0	0	.000	0	0	.000	0	0	.000	0	0	0	2.1	0	0	0	0	0	0	0	0	1.7	
CS SAN MARCOS	12/27/11	15	1	3	.333	0	1	.000	2	4	.500	2	2	4	2.3	0	0	1	1	0	1	4	1.9		
at Saint Mary's (CA)	12/29/11	1	0	0	.000	0	0	.000	2	2	1.000	1	0	1	2.2	0	0	0	0	0	0	2	1.9		
SAN DIEGO	12/31/11	5	0	0	.000	0	0	.000	0	0	.000	1	1	2	2.1	0	0	1	1	1	1	0	1.8		
at Loyola Marymount	01/05/12																								
SAN FRANCISCO	01/07/12	11	0	1	.000	0	0	.000	1	2	.500	0	0	0	2.0	1	0	0	0	1	0	1	1.7		
SANTA CLARA	01/14/12	2	0	0	.000	0	0	.000	2	2	1.000	0	1	1	1.9	0	0	0	0	0	0	2	1.8		
at San Diego	01/16/12	6	0	0	.000	0	0	.000	1	2	.500	0	0	0	1.8	1	0	0	0	0	0	1	1.7		
LOYOLA MARYMOUNT	01/19/12	2	0	0	.000	0	0	.000	0	0	.000	0	1	1	1.8	0	0	0	1	0	0	0	1.6		
at Pepperdine	01/21/12																								
at Virginia Tech	01/25/12																								
SAINT MARY'S	01/28/12	1	0	0	.000	0	0	.000	0	0	.000	1	0	1	1.7	0	0	0	0	0	0	0	1.5		
GONZAGA	02/02/12																								
at Portland	02/04/12	5	0	0	.000	0	0	.000	1	2	.500	0	0	0	1.7	0	0	0	0	0	0	1	1.5		
PEPPERDINE	02/11/12	7	0	1	.000	0	1	.000	3	4	.750	0	0	0	1.6	1	0	1	0	0	0	3	1.6		
at San Francisco	02/16/12	2	0	1	.000	0	0	.000	0	0	.000	0	0	0	1.5	1	0	0	0	0	0	0	1.5		
Totals		0	172	9	21	.429	1	5	.200	14	23	.609	13	20	33	1.5	18	0	11	12	2	3	33	1.5	

CAREER STATISTICS (ALL GAMES)																									
Year	GP	GS	Min	Avg	FG	FGA	Pct	3FG	FGA	Pct	FT	FTA	Pct	Off	Def	TR	Avg	PF	FO	A	TO	Blk	Stl	Pts	Avg
2011-12	22	0	172	7.8	9	21	.429	1	5	.200	14	23	.609	13	20	33	1.5	18	0	11	12	2	3	33	1.5
TOTAL	22	0	172	7.8	9	21	.429	1	5	.200	14	23	.609	13	20	33	1.5	18	0	11	12	2	3	33	1.5

CAREER STATISTICS (CONFERENCE GAMES)																									
Year	GP	GS	Min	Avg	FG	FGA	Pct	3FG	FGA	Pct	FT	FTA	Pct	Off	Def	TR	Avg	PF	FO	A	TO	Blk	Stl	Pts	Avg
2011-12	10	0	42	4.2	0	3	.000	0	1	.000	10	14	.714	3	3	6	0.6	4	0	2	2	2	1	10	1.0
TOTAL	10	0	42	4.2	0	3	.000	0	1	.000	10	14	.714	3	3	6	0.6	4	0	2	2	2	1	10	1.0





13 — BROCK ZYLSTRA
 6-6 • 210 • Junior • Guard
 La Verne, Calif. (Bonita HS)

ZYLSTRA NOTES

Last time Out

- Had 3 points, 4 rebounds, 1 assist and 1 steal at San Francisco

In 2011-12

- Played in every game but 1
- Shot a perfect 8 of 8 from the field and made 6 treys vs. San Francisco. The six consecutive threes made ties a BYU record for consecutive 3-pointers in a single game (Jonathan Tavernari 2007, Nate Call 1991)
- Scored a career-high 26 points against Buffalo to go with 4 assists and 4 steals
- Averages 8.2 points, 4.1 rebounds, 2.0 assists and 1.3 steals
- Has at least 1 steal in 22 games
- 45.8 percent FG shooting and 38.0 percent 3-point FG shooting

Other

- Parents are Dave and Maxine Zylstra
- Wife's name is Sarah and they have a daughter, Sophia
- Served a mission for The Church of Jesus Christ of Latter-day Saints in New Zealand
- Recruited by Yale, Harvard, UC Davis, UC Irvine, UC Santa Barbara and Dartmouth
- Averaged 22 points, 12 rebounds, three steals and one block per game as a senior at Bonita HS

Click/scan for Zylstra's bio on BYUcougars.com



11-12 SEASON HIGHS

Points: 26, Buffalo -- 12/20/11
 Points 1st half: 15, vs. Northern Arizona -- 11/30/11
 Points 2nd half: 14, at San Diego -- 1/16/12
 Rebounds: 7, four times, last, at Pepperdine -- 1/21/12
 Assists: 5, UCSB -- 12/22/11
 Steals: 4, Buffalo -- 12/20/11
 Blocks: 1, Weber State -- 12/7/11, UCSB, 12/22/11
 FG made: 9, Buffalo -- 12/20/11
 FG attempts: 16, Buffalo -- 12/20/11
 3FG made: 6, vs. San Francisco -- 1/7/12
 3FG attempts: 10, Buffalo -- 12/20/11
 FT made: 4, Buffalo -- 12/20/11
 FT attempts: 4, Buffalo -- 12/20/11, UCSB -- 12/22/11

CAREER HIGHS

Points: 26, Buffalo -- 12/20/11
 Rebounds: 7, four times, last, at Pepperdine -- 1/21/12
 Assists: 5, UCSB -- 12/22/11
 Steals: 4, Buffalo -- 12/20/11
 Blocks: 1, three times, last, UCSB -- 12/22/11
 FG made: 9, Buffalo -- 12/20/11
 FG attempts: 16, Buffalo -- 12/20/11
 3FG made: 6, vs. San Francisco -- 1/7/12
 3FG attempts: 10, Buffalo -- 12/20/11
 FT made: 4, Buffalo -- 12/20/11
 FT attempts: 4, four times, last, San Diego -- 12/31/11

MISCELLANEOUS

	11-12	Career
Double-Figure Pts:	6 (6-0)	7 (7-0)
20-plus Pts:	3 (3-0)	3 (3-0)
Double-Figure Reb:	0 (0-0)	0 (0-0)
Double-Doubles:	0 (0-0)	0 (0-0)
3-plus Steals:	3 (2-1)	3 (2-1)
3-plus Blocks:	0 (0-0)	0 (0-0)
3-plus 3-point FGs:	5 (5-0)	6 (6-0)
Scoring Leader:	4 (4-0)	4 (4-0)
Rebound Leader:	1 (1-0)	1 (1-0)
Assist Leader:	1 (0-1)	1 (0-1)

2011-12 GAME-BY-GAME

Opponent	Date	GS	Min	FG	FGA	Pct	3FG	FGA	Pct	FT	FTA	Pct	Off	Def	TR	Avg	PF	FO	A	TO	Blk	Stl	Pts	Avg	
at Utah State	11/11/11	*	31	1	4	.250	0	3	.000	0	0	.000	0	3	3	3.0	3	0	3	5	0	1	2	2.0	
BYU-HAWAII	11/15/11	*	32	3	9	.333	1	4	.250	0	0	.000	3	3	6	4.5	2	0	1	5	0	1	7	4.5	
LONGWOOD	11/18/11	*	18	2	5	.400	2	3	.667	0	0	.000	1	0	1	3.3	1	0	1	0	0	1	6	5.0	
PRAIRIE VIEW A&M	11/22/11	*	14	2	4	.500	2	4	.500	2	2	1.000	1	3	4	3.5	3	0	1	2	0	1	8	5.8	
vs Nevada	11/25/11	*	30	3	7	.429	2	5	.400	0	0	.000	1	1	2	3.2	1	0	2	0	0	1	8	6.2	
vs Wisconsin	11/26/11	*	22	2	7	.286	0	4	.000	0	0	.000	1	4	5	3.5	1	0	0	0	0	1	4	5.8	
vs Northern Arizona	11/30/11	*	26	8	10	.800	5	6	.833	2	2	1.000	1	2	3	3.4	3	0	1	1	0	1	23	8.3	
vs Oregon	12/03/11	*	26	2	6	.333	1	4	.250	2	3	.667	0	0	0	3.0	1	0	3	0	0	2	7	8.1	
WEBER STATE	12/07/11	*	27	6	11	.545	3	5	.600	0	0	.000	0	6	6	3.3	1	0	2	0	1	1	15	8.9	
at Utah	12/10/11	*	28	2	6	.333	2	5	.400	0	0	.000	1	1	2	3.2	1	0	4	1	0	0	6	8.6	
BAYLOR	12/17/11	*	38	1	4	.250	1	2	.500	1	2	.500	0	7	7	3.5	1	0	3	3	0	1	4	8.2	
BUFFALO	12/20/11	*	36	9	16	.563	4	10	.400	4	4	1.000	0	2	2	3.4	1	0	4	2	0	4	26	9.7	
UC SANTA BARBARA	12/22/11	*	32	3	5	.600	2	4	.500	1	4	.250	1	6	7	3.7	3	0	5	4	1	1	9	9.6	
CS SAN MARCOS	12/27/11	*	21	1	2	.500	1	2	.500	0	0	.000	1	3	4	3.7	0	0	2	1	0	2	3	9.1	
at Saint Mary's (CA)	12/29/11	*	32	2	3	.667	0	1	.000	0	1	.000	1	1	2	3.6	4	0	3	1	0	0	4	8.8	
SAN DIEGO	12/31/11	*	28	2	6	.333	1	5	.200	3	4	.750	1	5	6	3.8	2	0	3	1	0	0	8	8.8	
at Loyola Marymount	01/05/12	*	29	0	1	.000	0	1	.000	0	0	.000	1	4	5	3.8	4	0	3	2	0	0	0	8.2	
SAN FRANCISCO	01/07/12	*	25	8	8	1.000	6	6	1.000	0	0	.000	0	6	6	3.9	2	0	3	3	0	1	22	9.0	
SANTA CLARA	01/14/12	*	29	3	6	.500	1	3	.333	0	0	.000	0	4	4	3.9	2	0	2	1	0	1	7	8.9	
at San Diego	01/16/12	*	33	6	11	.545	5	8	.625	0	0	.000	0	7	7	4.1	0	0	1	2	0	3	17	9.3	
LOYOLA MARYMOUNT	01/19/12	*	35	2	7	.286	1	5	.200	2	4	.500	3	3	6	4.2	3	0	0	1	0	2	7	9.2	
at Pepperdine	01/21/12	*	36	1	6	.167	0	4	.000	3	5	.600	2	5	7	4.3	1	0	1	1	0	2	5	9.0	
at Virginia Tech	01/25/12	*	27	1	5	.200	1	5	.200	0	0	.000	0	0	0	4.1	4	0	2	0	0	0	3	8.7	
SAINT MARY'S	01/28/12	*	28	0	5	.000	0	4	.000	1	2	.500	3	1	4	4.1	1	0	3	2	1	3	1	8.4	
GONZAGA	02/02/12		25	2	3	.667	0	1	.000	0	0	.000	0	4	4	4.1	2	0	1	1	0	2	4	8.2	
at Portland	02/04/12		28	3	5	.600	0	2	.000	6	9	.667	2	3	5	4.2	3	0	0	1	0	1	12	8.4	
PEPPERDINE	02/11/12		DNP																						
at San Francisco	02/16/12		18	1	5	.200	0	3	.000	1	2	.500	1	3	4	4.1	0	0	1	1	0	1	3	8.2	
Totals			24	754	76	166	.458	41	108	.380	28	44	.636	25	87	112	4.1	50	0	55	41	3	34	221	8.2

CAREER STATISTICS (ALL GAMES)																									
Year	GP	GS	Min	Avg	FG	FGA	Pct	3FG	FGA	Pct	FT	FTA	Pct	Off	Def	TR	Avg	PF	FO	A	TO	Blk	Stl	Pts	Avg
2009-10	20	0	63	3.2	7	18	.389	0	3	.000	5	8	.625	2	11	13	0.7	4	0	2	4	1	1	19	1.0
2010-11	29	0	150	5.2	10	32	.313	6	22	.273	7	12	.583	5	19	24	0.8	13	0	9	4	0	8	33	1.1
2011-12	27	24	754	27.9	76	166	.458	41	108	.380	28	44	.636	25	87	112	4.1	50	0	55	41	3	34	221	8.2
TOTAL	76	24	967	12.7	93	216	.431	47	133	.353	40	64	.625	32	117	149	2.0	67	0	66	49	4	43	273	3.6

CAREER STATISTICS (CONFERENCE GAMES)																									
Year	GP	GS	Min	Avg	FG	FGA	Pct	3FG	FGA	Pct	FT	FTA	Pct	Off	Def	TR	Avg	PF	FO	A	TO	Blk	Stl	Pts	Avg
2009-10	8	0	24	3.0	3	7	.429	0	1	.000	2	4	.500	1	1	2	0.3	2	0	1	2	0	0	8	1.0
2010-11	11	0	40	3.6	2	7	.286	0	3	.000	3	7	.429	2	5	7	0.6	4	0	2	0	0	2	7	0.6
2011-12	12	9	346	28.8	30	65	.462	14	42	.333	16	27	.593	14	46	60	5.0	24	0	21	17	1	16	90	7.5
TOTAL	31	9	410	13.2	35	79	.443	14	46	.304	21	38	.553	17	52	69	2.2	30	0	24	19	1	18	105	3.4





14 — NICK MARTINEAU
6-0 • 170 • Junior • Guard
Fruit Heights, Utah (Davis HS)

MARTINEAU NOTES

Last time Out

- Did not play at San Francisco

In 2011-12

- Had 3 rebounds, 2 assists and 1 steal vs. CSUSM
- Posted 5 points and 1 rebound vs. Pepperdine
- Played 7 minutes vs. Prairie View A&M and tallied 2 rebounds, 2 assists and 1 steal
- Played 2 minutes vs. BYU-Hawaii and scored 1 point (1-2 FT)
- Made one 3-pointer vs. Longwood and vs. San Diego

Other

- Parents are Chris and Sherrie and has three brothers and one sister
- Wife's name is Karli
- Served a mission for The Church of Jesus Christ of Latter-day Saints in Chile
- Also recruited by Southern Utah, Penn, Columbia, Princeton, Stanford, Air Force, Utah State and Utah
- Averaged 15 points and six assists per game at Davis High School, earning first-team all-state honors as a senior
- Named Salt Lake Tribune second-team all-state and Deseret News third-team all-state his junior season
- Earned first-team all-state accolades as a wide receiver in football
- Honored by the National Football Foundation Hall of Fame

Click/scan for Martineau's bio on BYUcougars.com



11-12 SEASON HIGHS

Points: 5, Pepperdine – 2/11/12
 Points 1st half: —
 Points 2nd half: 3, Longwood – 11/18/11, San Diego – 12/31/11
 Rebounds: — 3, CSUSM – 12/27/11
 Assists: — 2, Prairie View A&M – 11/22/11, CSUSM – 12/27/11
 Steals: — 1, Prairie View A&M – 11/22/11, CSUSM – 12/27/11
 Blocks: —
 FG made: — 2, Pepperdine – 2/11/12
 FG attempts: — 2, CSUSM – 12/27/11
 3FG made: — 1, three times, last, Pepperdine – 2/11/12
 3FG attempts: — 2, Pepperdine – 2/11/12
 FT made: 1, BYU-Hawaii – 11/15/11
 FT attempts: 2, BYU-Hawaii – 11/15/11

CAREER HIGHS

Points: 6, Loyola Marymount – 01/03/08
 Rebounds: 3, CSUSM – 12/27/11
 Assists: 4, Loyola Marymount – 01/03/08
 Steals: 2, Chicago State – 11/20/10
 Blocks: —
 FG made: 2, Mississippi Valley – 11/23/10, Pepperdine – 2/11/12
 FG attempts: 3, twice, last vs Hawaii – 12/04/10
 3FG made: 1, 7 times, last, Pepperdine – 2/11/12
 3FG attempts: 2, 4 times, last, Pepperdine – 2/11/12
 FT made: 4, Loyola Marymount – 01/03/08
 FT attempts: 4, Loyola Marymount – 01/03/08

MISCELLANEOUS

	11-12	Career
Double-Figure Pts:	0 (0-0)	0 (0-0)
20-plus Pts:	0 (0-0)	0 (0-0)
Double-Figure Reb:	0 (0-0)	0 (0-0)
Double-Doubles:	0 (0-0)	0 (0-0)
3-plus Steals:	0 (0-0)	0 (0-0)
3-plus Blocks:	0 (0-0)	0 (0-0)
3-plus 3-point FGs:	0 (0-0)	0 (0-0)
Scoring Leader:	0 (0-0)	0 (0-0)
Rebound Leader:	0 (0-0)	0 (0-0)
Assist Leader:	0 (0-0)	0 (0-0)

2011-12 GAME-BY-GAME

Opponent	Date	GS	Min	FG FGA	Pct	3FG FGA	Pct	FT FTA	Pct	Off	Def	TR	Avg	PF	FO	A	TO	Blk	Stl	Pts	Avg			
at Utah State	11/11/11		DNP																					
BYU-HAWAII	11/15/11	2	0	0	.000	0	0	.000	1	2	.500	0	0	0	0	0	0	0	0	1	1.0			
LONGWOOD	11/18/11	3	1	1	1.000	1	1	1.000	0	0	.000	0	0	0	0	0	0	0	0	3	2.0			
PRAIRIE VIEW A&M	11/22/11	7	0	0	.000	0	0	.000	0	0	.000	0	2	2	0.7	0	2	0	1	0	1.3			
vs Nevada	11/25/11	1	0	1	.000	0	0	.000	0	0	.000	0	0	0	0.5	0	0	0	0	0	1.0			
vs Wisconsin	11/26/11	1	0	0	.000	0	0	.000	0	0	.000	0	0	0	0.4	0	0	0	0	0	0.8			
vs Northern Arizona	11/30/11	5	0	1	.000	0	0	.000	0	0	.000	0	0	0	0.3	0	1	1	0	0	0.7			
vs. Oregon	12/3/11		DNP																					
WEBER STATE	12/07/11	5	1	1	1.000	0	0	.000	0	0	.000	0	0	0	0.3	0	0	1	1	0	2	0.9		
at Utah	12/10/11	1	0	0	.000	0	0	.000	0	0	.000	0	1	1	0.4	0	0	0	0	0	0.8			
BAYLOR	12/17/11		DNP																					
BUFFALO	12/20/11	1	0	1	.000	0	0	.000	0	0	.000	0	0	0	0.3	0	0	0	0	0	0.7			
UC SANTA BARBARA	12/22/11	1	0	0	.000	0	0	.000	0	0	.000	0	0	0	0.3	0	0	0	0	0	0.6			
CS SAN MARCOS	12/27/11	5	0	2	.000	0	1	.000	0	0	.000	1	2	3	0.5	1	0	2	1	0	0.5			
at Saint Mary's (CA)	12/29/11		DNP																					
SAN DIEGO	12/31/11	5	1	1	1.000	1	1	1.000	0	0	.000	0	0	0	0.5	0	0	0	0	3	0.8			
at Loyola Marymount	01/05/12		DNP																					
SAN FRANCISCO	01/07/12	3	0	1	.000	0	0	.000	0	0	.000	0	0	0	0.5	0	0	0	0	0	0.7			
SANTA CLARA	01/14/12		DNP																					
at San Diego	01/16/12	2	0	0	.000	0	0	.000	0	0	.000	0	0	0	0.4	0	0	0	0	0	0.6			
LOYOLA MARYMOUNT	01/19/12		DNP																					
at Pepperdine	01/21/12		DNP																					
at Virginia Tech	01/25/12		DNP																					
SAINT MARY'S	01/28/12		DNP																					
GONZAGA	02/02/12		DNP																					
at Portland	02/04/12		DNP																					
PEPPERDINE	02/11/12	7	2	4	.500	1	2	.500	0	0	.000	0	1	1	0.5	0	0	0	0	5	0.9			
at San Francisco	02/16/12		DNP																					
Totals		0	49	5	13	.385	3	5	.600	1	2	.500	1	6	7	0.5	1	0	6	3	0	2	14	0.9

CAREER STATISTICS (ALL GAMES)

Year	GP	GS	Min	Avg	FG FGA	Pct	3FG FGA	Pct	FT FTA	Pct	Off	Def	TR	Avg	PF	FO	A	TO	Blk	Stl	Pts	Avg			
2007-08	20	0	115	5.8	4	14	.286	1	5	.200	4	6	.667	2	6	8	0.4	13	0	14	9	0	3	13	0.7
2010-11	25	0	121	4.8	6	22	.273	3	12	.250	2	2	1.000	0	11	11	0.4	7	0	14	4	0	5	17	0.7
2011-12	15	0	49	3.3	5	13	.385	3	5	.600	1	2	.500	1	6	7	0.5	1	0	6	3	0	2	14	0.9
TOTAL	60	0	285	4.8	15	49	.306	7	22	.318	7	10	.700	3	23	26	0.4	21	0	34	16	0	10	44	0.7

CAREER STATISTICS (CONFERENCE GAMES)

Year	GP	GS	Min	Avg	FG FGA	Pct	3FG FGA	Pct	FT FTA	Pct	Off	Def	TR	Avg	PF	FO	A	TO	Blk	Stl	Pts	Avg	
2007-08	7	0	24	3.4	0	4	.000	0	2	.000	0	1	1	0.1	2	0	0	3	0	2	0	0	0.0
2010-11	8	0	11	1.4	0	3	.000	0	1	.000	0	0	0	0.0	2	0	1	0	0	0	0	0	0.0
2011-12	4	0	17	4.3	3	6	.500	2	3	.667	0	1	1	0.3	0	0	0	0	0	0	0	8	2.0
TOTAL	19	0	52	2.7	3	13	.231	2	6	.333	0	2	2	0.1	4	0	1	3	0	2	8	0.4	





20 — ANSON WINDER
 6-3 • 195 • Freshman • Guard
 Las Vegas, Nev. (Bishop Gorman HS)

WINDER NOTES

Last time Out

- Posted 8 points, 6 rebounds, 2 assists and 1 steal at San Francisco

In 2011-12

- Started 10 games and has played in 27 games
- BYU's assist leader in 7 games
- Got first start in 14 games vs. Gonzaga and posted 10 points, 5 assists, 4 boards and 3 steals
- Hit 7 of 8 from the field and 6 of 7 from downtown for a career-best 20 points vs. Buffalo
- Had 9 points, 4 rebounds, 4 assists and 4 steals against Nevada, his first career start
- Averages 4.5 points, 1.9 assists, 1.6 rebounds and 1.1 steals

Other

- Parents are Chuck Winder and Teresa Williams
- Also recruited by Nevada, SMU, Portland, UC Riverside and Idaho
- Helped lead Bishop Gorman to back-to-back Nevada 4A state titles
- Averaged 17 points and seven boards as a senior and led Bishop Gorman to a 30-2 record
- Earned first-team all-Southwest League and first-team all-Sunset Division honors
- As a junior averaged 13.8 points, 8.2 rebounds and 3.0 assists and helped Bishop Gorman to a 28-5 record
- Earned all-tournament honors at the Wyoming Empire Classic

Click/scan for Winder's bio on BYUcougars.com



11-12 SEASON/CAREER HIGHS

Points: 20, Buffalo -- 12/20/11
 Points 1st half: 17, Buffalo -- 12/20/11
 Points 2nd half: 7 vs. Oregon -- 12/3/11
 Rebounds: 4, vs Nevada -- 11/25/11, Gonzaga -- 2/2/12
 Assists: 9, vs Northern Arizona -- 11/30/11
 Steals: 4, vs Nevada -- 11/25/11
 Blocks: 2, vs Northern Arizona -- 11/30/11
 FG made: 7, Buffalo -- 12/20/11
 FG attempts: 9, vs Nevada -- 11/25/11
 3FG made: 6, Buffalo -- 12/20/11
 3FG attempts: 7, Buffalo -- 12/20/11
 FT made: 3, Prairie View A&M -- 11/22/11, UCSB -- 12/22/11
 FT attempts: 5, Longwood -- 11/18/11

MISCELLANEOUS

	11-12	Career
Double-Figure Pts:	5 (5-0)	5 (5-0)
20-plus Pts:	1 (1-0)	1 (1-0)
Double-Figure Reb:	0 (0-0)	0 (0-0)
Double-Doubles:	0 (0-0)	0 (0-0)
3-plus Steals:	7 (5-2)	7 (5-2)
3-plus Blocks:	0 (0-0)	0 (0-0)
3-plus 3-point FGs:	2 (2-0)	2 (2-0)
Scoring Leader:	0 (0-0)	0 (0-0)
Rebound Leader:	1 (1-0)	1 (1-0)
Assist Leader:	7 (7-0)	7 (7-0)

2011-12 GAME-BY-GAME

Opponent	Date	GS	Min	FG	FGA	Pct	3FG	FGA	Pct	FT	FTA	Pct	Off	Def	TR	Avg	PF	FO	A	TO	Blk	Stl	Pts	Avg
at Utah State	11/11/11		DNP																					
BYU-HAWAII	11/15/11	2	0	0	.000	0	0	.000	0	0	.000	0	1	1	1.0	0	0	0	0	0	0	0	0	0.0
LONGWOOD	11/18/11	25	2	5	.400	2	4	.500	2	5	.400	0	1	1	1.0	1	0	5	0	0	0	0	8	4.0
PRAIRIE VIEW A&M	11/22/11	21	3	5	.600	2	4	.500	3	3	1.000	0	3	3	1.7	2	0	4	2	0	0	11	6.3	
vs Nevada	11/25/11	* 38	4	9	.444	0	4	.000	1	2	.500	0	4	4	2.3	2	0	4	3	0	4	9	7.0	
vs Wisconsin	11/26/11	* 21	0	0	.000	0	0	.000	0	0	.000	0	0	0	1.8	0	0	3	1	0	0	0	5.6	
vs Northern Arizona	11/30/11	* 22	1	3	.333	0	1	.000	1	2	.500	0	2	2	1.8	1	0	9	3	2	3	3	5.2	
vs Oregon	12/03/11	* 37	4	8	.500	2	5	.400	0	1	.000	1	1	2	1.9	0	6	3	0	1	10	5.9		
WEBER STATE	12/07/11	* 19	0	3	.000	0	3	.000	0	0	.000	0	1	1	1.8	1	0	1	0	1	0	0	5.1	
at Utah	12/10/11	* 12	0	5	.000	0	4	.000	1	2	.500	1	1	2	1.8	1	0	0	2	0	0	1	4.7	
BAYLOR	12/17/11	3	0	0	.000	0	0	.000	1	2	.500	0	0	0	1.6	0	0	0	0	0	0	1	4.3	
BUFFALO	12/20/11	19	7	8	.875	6	7	.857	0	0	.000	0	0	0	1.5	0	0	2	3	0	1	20	5.7	
UC SANTA BARBARA	12/22/11	13	0	2	.000	0	2	.000	3	4	.750	0	3	3	1.6	0	0	0	0	0	0	0	3	5.5
CS SAN MARCOS	12/27/11	14	0	6	.000	0	4	.000	0	0	.000	0	1	1	1.5	1	0	1	0	0	0	0	5.1	
at Saint Mary's (CA)	12/29/11	21	3	7	.429	2	3	.667	0	0	.000	0	1	1	1.5	0	0	1	0	0	3	8	5.3	
SAN DIEGO	12/31/11	16	0	2	.000	0	2	.000	0	0	.000	0	0	0	1.4	1	0	5	2	0	1	0	4.9	
at Loyola Marymount	01/05/12	9	0	2	.000	0	2	.000	2	2	1.000	0	1	1	1.4	1	0	0	1	0	3	2	4.8	
SAN FRANCISCO	01/07/12	9	1	2	.500	1	1	1.000	2	2	1.000	0	2	2	1.4	4	0	2	2	0	0	5	4.8	
SANTA CLARA	01/14/12	4	0	0	.000	0	0	.000	0	0	.000	0	1	1	1.4	0	0	0	1	0	1	0	4.5	
at San Diego	01/16/12	5	0	0	.000	0	0	.000	0	0	.000	0	1	1	1.4	0	0	0	0	0	0	0	4.3	
LOYOLA MARYMOUNT	01/19/12	9	1	5	.200	0	4	.000	0	0	.000	0	0	0	1.3	0	0	0	0	0	1	2	4.2	
at Pepperdine	01/21/12	4	0	1	.000	0	1	.000	0	0	.000	0	0	0	1.2	0	0	0	0	0	0	0	4.0	
at Virginia Tech	01/25/12	14	1	3	.333	0	1	.000	1	2	.500	0	1	1	1.2	0	0	0	0	0	3	3	3.9	
SAINT MARY'S	01/28/12	25	3	5	.600	1	2	.500	1	2	.500	1	3	4	1.3	3	0	0	0	0	3	8	4.1	
GONZAGA	02/02/12	* 27	4	8	.500	1	4	.250	1	2	.500	0	4	4	1.5	2	0	5	0	0	3	10	4.3	
at Portland	02/04/12	* 16	0	2	.000	0	2	.000	0	0	.000	0	0	0	1.4	2	0	1	0	0	1	0	4.2	
PEPPERDINE	02/11/12	* 19	3	8	.375	3	7	.429	1	2	.500	0	3	3	1.5	3	0	1	1	0	0	10	4.4	
at San Francisco	02/16/12	* 22	3	5	.600	0	0	.000	2	2	1.000	0	6	6	1.6	2	0	2	1	0	1	8	4.5	
Totals		10	446	40	104	.385	20	67	.299	22	35	.629	3	41	44	1.6	27	0	52	25	3	29	122	4.5

CAREER STATISTICS (ALL GAMES)																									
Year	GP	GS	Min	Avg	FG	FGA	Pct	3FG	FGA	Pct	FT	FTA	Pct	Off	Def	TR	Avg	PF	FO	A	TO	Blk	Stl	Pts	Avg
2011-12	27	10	446	16.5	40	104	.385	20	67	.299	22	35	.629	3	41	44	1.6	27	0	52	25	3	29	122	4.5
TOTAL	27	10	446	16.5	40	104	.385	20	67	.299	22	35	.629	3	41	44	1.6	27	0	52	25	3	29	122	4.5

CAREER STATISTICS (CONFERENCE GAMES)																									
Year	GP	GS	Min	Avg	FG	FGA	Pct	3FG	FGA	Pct	FT	FTA	Pct	Off	Def	TR	Avg	PF	FO	A	TO	Blk	Stl	Pts	Avg
2011-12	13	4	186	14.3	18	47	.383	8	28	.286	9	12	.750	1	22	23	1.8	18	0	17	8	0	17	53	4.1
TOTAL	13	4	186	14.3	18	47	.383	8	28	.286	9	12	.750	1	22	23	1.8	18	0	17	8	0	17	53	4.1





21 — STEPHEN ROGERS
 6-8 • 195 • Junior • Forward
 Mesa, Ariz. (Mesa CC)

ROGERS NOTES

Last time Out

- Did not play at San Francisco

In 2011-12

- Out with knee injury
- Has played in 15 games and started two
- Scored 15 points in 18 minutes vs. Weber State
- Had 17 points vs. Longwood and 18 vs. Prairie View A&M
- Averages 7.2 points, 2.1 rebounds and 1.6 assists
- 47.7 percent FG shooting

Other

- Parents are Kimball and Sharon Rogers and is the youngest of seven children
- Wife's name is Ginny
- Served a mission for The Church of Jesus Christ of Latter-day Saints in Cleveland, Ohio
- Earned junior college All-America honors while leading Mesa CC to a 25-7 record (2009-10)
- Averaged 21.3 points, 5.3 rebounds, 1.5 assists and 1.3 steals and made 85 threes and shot .499 from the field, .427 from three and .810 from the free throw line
- Redshirted one season at Arizona State prior to playing at Mesa

Click/scan for Rogers' bio on BYUcougars.com



11-12 SEASON HIGHS

Points: 18, Prairie View A&M – 11/22/11
 Points 1st half: 8, Prairie View A&M – 11/22/11
 Points 2nd half: 14, Longwood – 11/18/11
 Rebounds: 6, vs. Northern Arizona – 11/30/11
 Assists: 3, four times, last, Santa Clara – 01/14/12
 Steals: 3, Longwood – 11/18/11
 Blocks: 2 BYU-Hawaii – 11/15/11
 FG made: 7, Longwood – 11/18/11
 FG attempts: 10, vs. Oregon – 12/3/11, Weber State – 12/7/11
 3FG made: 4, vs. Oregon – 12/3/11
 3FG attempts: 7, vs. Oregon – 12/3/11
 FT made: 3, Prairie View A&M – 11/22/11
 FT attempts: 4, Prairie View A&M – 11/22/11

CAREER HIGHS

Points: 18, Prairie View A&M – 11/22/11
 Rebounds: 8, UNLV – 02/05/11
 Assists: 3, four times, last, Santa Clara – 01/14/12
 Steals: 3, Longwood – 11/18/11
 Blocks: 2, three times, last, Weber State, 12/7/11
 FG made: 7, Longwood – 11/18/11
 FG attempts: 10, three times, last, Weber State – 12/7/11
 3FG made: 4, vs. Oregon – 12/3/11
 3FG attempts: 7, vs. Oregon – 12/3/11
 FT made: 11, Fresno Pacific – 01/01/11
 FT attempts: 11, Fresno Pacific – 01/01/11

MISCELLANEOUS

	11-12	Career
Double-Figure Pts:	4 (4-0)	10 (10-0)
20-plus Pts:	0 (0-0)	0 (0-0)
Double-Figure Reb:	0 (0-0)	0 (0-0)
Double-Doubles:	0 (0-0)	0 (0-0)
3-plus Steals:	1 (1-0)	1 (1-0)
3-plus Blocks:	0 (0-0)	0 (0-0)
3-plus 3-point FGs:	3 (3-0)	6 (6-0)
Scoring Leader:	1 (1-0)	2 (2-0)
Rebound Leader:	0 (0-0)	1 (1-0)
Assist Leader:	0 (0-0)	0 (0-0)

2011-12 GAME-BY-GAME

Opponent	Date	GS	Min	FG	FGA	Pct	3FG	FGA	Pct	FT	FTA	Pct	Off	Def	TR	Avg	PF	FO	A	TO	Blk	Stl	Pts	Avg	
at Utah State	11/11/11	*	29	3	7	.429	0	4	.000	1	2	.500	0	0	0	0.0	5	1	3	1	1	1	7	7.0	
BYU-HAWAII	11/15/11	*	22	2	5	.400	1	2	.500	0	0	.000	0	2	2	1.0	3	0	1	2	2	0	5	6.0	
LONGWOOD	11/18/11		18	7	9	.778	3	5	.600	0	0	.000	2	0	2	1.3	0	0	3	0	0	3	17	9.7	
PRAIRIE VIEW A&M	11/22/11		21	6	9	.667	3	5	.600	3	4	.750	0	2	2	1.5	1	0	2	0	1	1	18	11.8	
vs Nevada	11/25/11		11	1	4	.250	0	1	.000	0	0	.000	0	4	4	2.0	0	0	2	2	0	0	2	9.8	
vs Wisconsin	11/26/11		12	3	6	.500	0	1	.000	0	0	.000	0	2	2	2.0	0	0	0	2	0	0	6	9.2	
vs Northern Arizona	11/30/11		27	3	6	.500	2	5	.400	0	0	.000	0	6	6	2.6	2	0	3	0	0	0	8	9.0	
vs Oregon	12/03/11		21	5	10	.500	4	7	.571	2	3	.667	0	1	1	2.4	1	0	2	2	0	2	16	9.9	
WEBER STATE	12/07/11		18	6	10	.600	1	3	.333	2	2	1.000	0	0	0	2.1	0	0	0	1	0	1	15	10.4	
at Utah	12/10/11		19	2	8	.250	1	5	.200	0	2	.000	0	3	3	2.2	2	0	2	1	1	0	5	9.9	
BAYLOR	12/17/11																								
BUFFALO	12/20/11																								
UC SANTA BARBARA	12/22/11																								
CS SAN MARCOS	12/27/11																								
at Saint Mary's (CA)	12/29/11																								
SAN DIEGO	12/31/11																								
at Loyola Marymount	01/05/12		7	0	3	.000	0	2	.000	2	2	1.000	1	0	1	2.1	1	0	1	0	0	0	2	9.2	
SAN FRANCISCO	01/07/12		8	1	1	1.000	1	1	1.000	0	0	.000	0	3	3	2.2	3	0	1	1	0	0	3	8.7	
SANTA CLARA	01/14/12		12	1	6	.167	0	3	.000	0	0	.000	0	3	3	2.2	0	0	3	0	0	1	2	8.2	
at San Diego	01/16/12		5	1	1	1.000	0	0	.000	0	0	.000	0	0	0	2.1	0	0	0	0	0	0	2	7.7	
LOYOLA MARYMOUNT	01/19/12																								
at Pepperdine	01/21/12																								
at Virginia Tech	01/25/12																								
SAINT MARY'S	01/28/12		3	0	1	.000	0	0	.000	0	0	.000	0	0	0	1.9	1	0	0	1	1	0	0	7.2	
GONZAGA	02/02/12																								
at Portland	02/04/12																								
PEPPERDINE	02/11/12																								
at San Francisco	02/16/12																								
Totals			2	233	41	86	.477	16	44	.364	10	15	.667	3	26	29	1.9	19	1	23	13	6	9	108	7.2

CAREER STATISTICS (ALL GAMES)																									
Year	GP	GS	Min	Avg	FG	FGA	Pct	3FG	FGA	Pct	FT	FTA	Pct	Off	Def	TR	Avg	PF	FO	A	TO	Blk	Stl	Pts	Avg
2010-11	36	0	368	10.2	43	105	.410	21	61	.344	41	48	.854	17	61	78	2.2	26	0	12	22	8	10	148	4.1
2011-12	15	2	233	15.5	41	86	.477	16	44	.364	10	15	.667	3	26	29	1.9	19	1	23	13	6	9	108	7.2
TOTAL	51	2	601	11.8	84	191	.440	37	105	.352	51	63	.810	20	87	107	2.1	45	1	35	35	14	19	256	5.0

CAREER STATISTICS (CONFERENCE GAMES)																									
Year	GP	GS	Min	Avg	FG	FGA	Pct	3FG	FGA	Pct	FT	FTA	Pct	Off	Def	TR	Avg	PF	FO	A	TO	Blk	Stl	Pts	Avg
2010-11	16	0	172	10.8	23	53	.434	10	30	.333	10	10	1.000	7	26	33	2.1	14	0	5	11	2	5	66	4.1
2011-12	5	0	35	7.0	3	12	.250	1	6	.167	2	2	1.000	1	6	7	1.4	5	0	5	2	1	1	9	1.8
TOTAL	21	0	207	9.9	26	65	.400	11	36	.306	12	12	1.000	8	32	40	1.9	19	0	10	13	3	6	75	3.6





HARRISON NOTES

Last time Out

- Did not play at San Francisco

In 2011-12

- Has played in 24 of 28 games this season
- Helped provide spark off the bench with back-to-back buckets including a trey vs. Gonzaga
- Scored 8 points off the bench vs. Baylor
- Scored 11 points vs. Longwood, draining 3 of 5 three-pointers
- Scored 9 points vs. Wisconsin
- Averages 3.5 points

Other

- Also recruited by Clemson, Florida State, Marquette and Wisconsin
- As a senior helped Christ School to a 32-5 overall record, a 12-0 league record and the NCISAA State Title
- Named NCISAA 3A All-State
- Earned first-team Asheville Citizen-Times All-WNC honors
- Shared team MVP honors with Marshall Plumlee (Duke)
- A Jordan Brand Classic Regional All-Star
- Named CAA All-Conference and CAA Player of the Year

Click/scan for Harrison's bio on BYUcougars.com



24 — DAMARCUS HARRISON

6-5 • 190 • Freshman • Guard
Greenwood, S.C. (Christ HS)

11-12 SEASON/CAREER HIGHS

Points: 11, Longwood – 11/18/11
 Points 1st half: 8, Baylor – 12/17/11
 Points 2nd half: 6, three times, last, San Diego – 12/31/11
 Rebounds: 3, Baylor – 12/17/11, CSUSM – 12/27/11
 Assists: 2, Four times, last, CSUSM – 12/27/11
 Steals: 2, three times, last, Pepperdine – 2/11/12
 Blocks: 1, Baylor – 12/17/11
 FG made: 4, CSUSM – 12/27/11
 FG attempts: 10, Pepperdine – 2/11/12
 3FG made: 3, Longwood – 11/18/11
 3FG attempts: 5, Longwood – 11/18/11, Pepperdine – 2/11/12
 FT made: 2, Longwood – 11/18/11
 FT attempts: 4, Baylor – 12/17/11

MISCELLANEOUS

	11-12	Career
Double-Figure Pts:	1 (1-0)	1 (1-0)
20-plus Pts:	0 (0-0)	0 (0-0)
Double-Figure Reb:	0 (0-0)	0 (0-0)
Double-Doubles:	0 (0-0)	0 (0-0)
3-plus Steals:	0 (0-0)	0 (0-0)
3-plus Blocks:	0 (0-0)	0 (0-0)
3-plus 3-point FGs:	1 (1-0)	1 (1-0)
Scoring Leader:	0 (0-0)	0 (0-0)
Rebound Leader:	0 (0-0)	0 (0-0)
Assist Leader:	0 (0-0)	0 (0-0)

2011-12 GAME-BY-GAME

Opponent	Date	GS	Min	FG	FGA	Pct	3FG	FGA	Pct	FT	FTA	Pct	Off	Def	TR	Avg	PF	FO	A	TO	Blk	Stl	Pts	Avg
at Utah State	11/11/11	4	0	1	.000	0	0	.000	0	0	0	.000	0	0	0	0.0	1	0	0	1	0	0	0	0.0
BYU-HAWAII	11/15/11	15	2	6	.333	1	2	.500	1	1	1.000	1	1	2	1.0	1	0	2	3	0	0	6	3.0	
LONGWOOD	11/18/11	13	3	7	.429	3	5	.600	2	2	1.000	0	0	0	0.7	0	0	1	1	0	0	11	5.7	
PRAIRIE VIEW A&M	11/22/11	14	2	5	.400	0	2	.000	1	3	.333	0	1	1	0.8	3	0	2	1	0	1	5	5.5	
vs Nevada	11/25/11	8	2	4	.500	0	1	.000	0	0	.000	0	1	2	1.0	1	0	0	1	0	0	4	5.2	
vs Wisconsin	11/26/11	19	3	7	.429	1	2	.500	2	2	1.000	0	1	1	1.0	1	0	0	1	0	1	9	5.8	
vs Northern Arizona	11/30/11	14	2	8	.250	0	2	.000	0	0	.000	0	1	1	1.0	0	0	0	0	0	1	4	5.6	
vs Oregon	12/03/11	5	0	1	.000	0	1	.000	0	2	.000	0	1	1	1.0	0	0	1	0	0	2	0	4.9	
WEBER STATE	12/07/11	11	1	6	.167	0	3	.000	0	0	.000	0	0	0	0.9	0	0	1	0	0	0	2	4.6	
at Utah	12/10/11	8	1	5	.200	1	4	.250	0	0	.000	0	0	0	0.8	1	0	0	0	0	0	3	4.4	
BAYLOR	12/17/11	15	3	7	.429	1	3	.333	1	4	.250	1	2	3	1.0	2	0	1	1	1	1	8	4.7	
BUFFALO	12/20/11	DNP																						
UC SANTA BARBARA	12/22/11	8	0	2	.000	0	2	.000	0	0	.000	0	0	0	0.9	0	0	2	0	0	1	0	4.3	
CS SAN MARCOS	12/27/11	21	4	8	.500	0	4	.000	0	1	.000	1	2	3	1.1	0	0	2	3	0	2	8	4.6	
at Saint Mary's (CA)	12/29/11	5	0	2	.000	0	0	.000	0	0	.000	0	0	0	1.0	0	0	1	2	0	0	0	4.3	
SAN DIEGO	12/31/11	5	3	4	.750	0	0	.000	0	0	.000	0	2	2	1.1	0	0	0	0	0	0	6	4.4	
at Loyola Marymount	01/05/12	DNP																						
SAN FRANCISCO	01/07/12	9	1	5	.200	1	3	.333	0	0	.000	0	1	1	1.1	1	0	0	1	0	0	3	4.3	
SANTA CLARA	01/14/12	2	0	2	.000	0	1	.000	0	0	.000	0	1	1	1.1	0	0	0	0	0	0	0	4.1	
at San Diego	01/16/12	1	0	0	.000	0	0	.000	0	0	.000	0	1	1	1.1	0	0	0	1	0	0	0	3.8	
LOYOLA MARYMOUNT	01/19/12	5	0	1	.000	0	0	.000	0	0	.000	0	0	0	1.0	1	0	0	0	0	0	0	3.6	
at Pepperdine	01/21/12	DNP																						
at Virginia Tech	01/25/12	9	1	2	.500	1	2	.500	0	0	.000	0	1	1	1.0	3	0	0	0	0	0	3	3.6	
SAINT MARY'S	01/28/12	2	0	0	.000	0	0	.000	0	0	.000	0	0	0	1.0	1	0	0	1	0	0	0	3.4	
GONZAGA	02/02/12	8	2	2	1.000	1	1	1.000	0	0	.000	1	2	3	1.0	0	0	2	2	0	1	5	3.5	
at Portland	02/04/12	5	0	0	.000	0	0	.000	0	0	.000	0	0	0	1.0	0	0	0	0	0	0	0	3.3	
PEPPERDINE	02/11/12	20	2	10	.200	1	5	.200	1	1	1.000	1	1	2	1.0	3	0	0	1	0	2	6	3.5	
at San Francisco	02/16/12	DNP																						
Totals		0	226	32	95	.337	11	43	.256	8	16	.500	6	19	25	1.0	19	0	14	21	1	12	83	3.5

CAREER STATISTICS (ALL GAMES)																									
Year	GP	GS	Min	Avg	FG	FGA	Pct	3FG	FGA	Pct	FT	FTA	Pct	Off	Def	TR	Avg	PF	FO	A	TO	Blk	Stl	Pts	Avg
2011-12	24	0	226	9.4	32	95	.337	11	43	.256	8	16	.500	6	19	25	1.0	19	0	14	21	1	12	83	3.5
TOTAL	24	0	226	9.4	32	95	.337	11	43	.256	8	16	.500	6	19	25	1.0	19	0	14	21	1	12	83	3.5

CAREER STATISTICS (CONFERENCE GAMES)																									
Year	GP	GS	Min	Avg	FG	FGA	Pct	3FG	FGA	Pct	FT	FTA	Pct	Off	Def	TR	Avg	PF	FO	A	TO	Blk	Stl	Pts	Avg
2011-12	10	0	62	6.2	8	26	.308	3	10	.300	1	1	1.000	2	8	10	1.0	6	0	3	8	0	3	20	2.0
TOTAL	10	0	62	6.2	8	26	.308	3	10	.300	1	1	1.000	2	8	10	1.0	6	0	3	8	0	3	20	2.0





33 — NATE AUSTIN
 6-10 • 215 • Freshman • Forward/Center
 Alpine, Utah (Lone Peak HS)

AUSTIN NOTES

Last time Out

- Posted 6 points, 3 rebounds and 1 steal at San Francisco

In 2011-12

- Has played in every game this season
- Career-high 15 points came on 7 of 8 shooting vs. Weber State
- Hit 3-pointers in four-straight games (Northern Arizona, Oregon, Weber State, Utah)
- Averages 4.3 points and 3.8 rebounds
- 55.4 percent FG shooting

Other

- Served a mission for The Church of Jesus Christ of Latter-day Saints in McAllen, Texas
- Also recruited by Boise State and Utah State
- Helped Lone Peak to a 22-3 record as a senior
- Averaged 11.5 points while helping the Knights to a trip to the state title game in 2009
- Helped Lone Peak win the 2008 state title
- Played with fellow Cougars Tyler Haws and Josh Sharp at Lone Peak
- Played for Salt Lake Metro club team directed by Dave Hammer and coached by Marty Haws
- At Las Vegas Spring Showcase scored 24 points and grabbed 22 rebounds in a gold bracket quarterfinal game

Click/scan for Austin's bio on BYUcougars.com



11-12 SEASON/CAREER HIGHS

Points: 15, Weber State -- 12/07/11
 Points 1st half: 9, vs. Oregon -- 12/3/11
 Points 2nd half: 13, Weber State -- 12/7/11
 Rebounds: 9, three times, last, vs. San Francisco -- 1/7/12
 Assists: 2, at Saint Mary's -- 12/29/11, Santa Clara -- 1/14/12
 Steals: 1, five times, last, Pepperdine -- 2/11/12
 Blocks: 2, CSUSM -- 12/27/11
 FG made: 7, Weber State -- 12/07/11
 FG attempts: 8, Weber State -- 12/07/11
 3FG made: 1, 5 times, last, San Diego -- 12/31/11
 3FG attempts: 2, four times, last, San Diego -- 12/31/11
 FT made: 3, Buffalo -- 12/20/11
 FT attempts: 4, three times, last, LMU -- 1/19/12

MISCELLANEOUS

	11-12	Career
Double-Figure Pts:	2 (2-0)	2 (2-0)
20-plus Pts:	0 (0-0)	0 (0-0)
Double-Figure Reb:	0 (0-0)	0 (0-0)
Double-Doubles:	0 (0-0)	0 (0-0)
3-plus Steals:	0 (0-0)	0 (0-0)
3-plus Blocks:	0 (0-0)	0 (0-0)
3-plus 3-point FGs:	0 (0-0)	0 (0-0)
Scoring Leader:	0 (0-0)	0 (0-0)
Rebound Leader:	3 (3-0)	3 (3-0)
Assist Leader:	0 (0-0)	0 (0-0)

2011-12 GAME-BY-GAME

Opponent	Date	GS	Min	FG	FGA	Pct	3FG	FGA	Pct	FT	FTA	Pct	Off	Def	TR	Avg	PF	FO	A	TO	Blk	Stl	Pts	Avg	
at Utah State	11/11/11	11	1	1	1.000	0	0	.000	0	0	.000	0	1	2	3	3.0	1	0	0	1	1	0	2	2.0	
BYU-HAWAII	11/15/11	5	0	0	.000	0	0	.000	0	0	.000	1	1	2	2.5	3	0	0	2	0	0	0	0	1.0	
LONGWOOD	11/18/11	13	2	4	.500	0	0	.000	0	0	.000	2	1	3	2.7	3	0	1	2	1	0	4	2.0		
PRAIRIE VIEW A&M	11/22/11	8	0	1	.000	0	0	.000	2	4	.500	0	0	0	2.0	2	0	0	1	0	1	2	2.0		
vs Nevada	11/25/11	4	0	0	.000	0	0	.000	0	0	.000	0	0	0	1.6	1	0	0	0	1	1	0	1.6		
vs Wisconsin	11/26/11	1	0	0	.000	0	0	.000	2	2	1.000	0	0	0	1.3	0	0	0	0	0	0	2	1.7		
vs Northern Arizona	11/30/11	9	5	6	.833	1	2	.500	0	0	.000	1	3	4	1.7	3	0	1	0	0	0	11	3.0		
vs Oregon	12/03/11	18	4	7	.571	1	2	.500	0	0	.000	2	4	6	2.3	5	1	0	0	0	0	9	3.8		
WEBER STATE	12/07/11	21	7	8	.875	1	2	.500	0	3	.000	2	7	9	3.0	3	0	0	0	1	0	15	5.0		
at Utah	12/10/11	18	1	1	1.000	1	1	1.000	0	0	.000	0	5	5	3.2	3	0	1	0	0	0	3	4.8		
BAYLOR	12/17/11	7	0	1	.000	0	0	.000	0	0	.000	1	2	3	3.2	2	0	0	0	1	0	0	4.4		
BUFFALO	12/20/11	24	2	4	.500	0	1	.000	3	4	.750	2	7	9	3.7	4	0	1	1	0	1	7	4.6		
UC SANTA BARBARA	12/22/11	8	0	1	.000	0	1	.000	0	2	.000	0	0	0	3.4	2	0	0	3	0	0	0	4.2		
CS SAN MARCOS	12/27/11	13	1	3	.333	0	0	.000	1	2	.500	0	2	2	3.3	3	0	1	0	2	0	3	4.1		
at Saint Mary's (CA)	12/29/11	12	0	1	.000	0	0	.000	0	2	.000	2	2	4	3.3	1	0	2	0	0	0	0	3.9		
SAN DIEGO	12/31/11	14	3	6	.500	1	2	.500	2	2	1.000	0	1	1	3.2	5	1	0	0	1	1	9	4.2		
at Loyola Marymount	01/05/12	15	4	5	.800	0	0	.000	0	0	.000	4	2	6	3.4	2	0	0	0	0	0	0	8	4.4	
SAN FRANCISCO	01/07/12	16	2	4	.500	0	1	.000	0	2	.000	2	7	9	3.7	1	0	1	0	1	0	4	4.4		
SANTA CLARA	01/14/12	16	1	1	1.000	0	0	.000	1	2	.500	4	3	7	3.8	2	0	2	0	0	0	3	4.3		
at San Diego	01/16/12	10	2	4	.500	1	1	1.000	2	3	.667	3	2	5	3.9	2	0	1	2	0	0	7	4.5		
LOYOLA MARYMOUNT	01/19/12	10	0	2	.000	0	2	.000	2	4	.500	0	2	2	3.8	1	0	0	0	0	0	2	4.3		
at Pepperdine	01/21/12	9	2	2	1.000	0	0	.000	0	1	.000	2	3	5	3.9	3	0	0	0	0	0	4	4.3		
at Virginia Tech	01/25/12	17	3	7	.429	0	0	.000	0	0	.000	3	1	4	3.9	2	0	0	1	0	0	6	4.4		
SAINT MARY'S	01/28/12	14	2	3	.667	0	0	.000	0	1	.000	2	1	3	3.8	3	0	0	1	0	1	4	4.4		
GONZAGA	02/02/12	12	1	5	.200	0	2	.000	1	1	1.000	0	2	2	3.8	4	0	0	0	0	1	3	4.3		
at Portland	02/04/12	11	1	2	.500	0	0	.000	2	2	1.000	1	0	1	3.7	3	0	0	1	0	0	4	4.3		
PEPPERDINE	02/11/12	23	2	4	.500	0	0	.000	0	0	.000	6	2	8	3.8	3	0	0	1	1	1	4	4.3		
at San Francisco	02/16/12	18	3	4	.750	0	0	.000	0	0	.000	1	2	3	3.8	5	1	0	0	1	1	6	4.4		
Totals			0	357	49	87	.563	6	17	.353	18	37	.486	42	64	106	3.8	72	3	11	16	11	8	122	4.4

CAREER STATISTICS (ALL GAMES)																									
Year	GP	GS	Min	Avg	FG	FGA	Pct	3FG	FGA	Pct	FT	FTA	Pct	Off	Def	TR	Avg	PF	FO	A	TO	Blk	Stl	Pts	Avg
2011-12	28	0	357	12.8	49	87	.563	6	17	.353	18	37	.486	42	64	106	3.8	72	3	11	16	11	8	122	4.4
TOTAL	28	0	357	12.8	49	87	.563	6	17	.353	18	37	.486	42	64	106	3.8	72	3	11	16	11	8	122	4.4
CAREER STATISTICS (CONFERENCE GAMES)																									
Year	GP	GS	Min	Avg	FG	FGA	Pct	3FG	FGA	Pct	FT	FTA	Pct	Off	Def	TR	Avg	PF	FO	A	TO	Blk	Stl	Pts	Avg
2011-12	13	0	180	13.8	23	43	.535	2	8	.250	10	20	.500	27	29	56	4.3	35	2	6	5	4	5	58	4.5
TOTAL	13	0	180	13.8	23	43	.535	2	8	.250	10	20	.500	27	29	56	4.3	35	2	6	5	4	5	58	4.5





34 — NOAH HARTSOCK
 6-8 • 230 • Senior • Forward
 Bartlesville, Okla. (Bartlesville HS)

HARTSOCK NOTES

Last time Out

- Scored 16 points on 7 of 13 shooting and had 2 rebounds, 2 blocks and 1 assist at San Francisco

In 2011-12

- Has started every game this season and scored in double figures in all but two
- WCC Player of the Month (December)
- Posted double-double vs. Gonzaga with 24 points and a career-high 14 rebounds
- Recorded back-to-back double-double games vs. Oregon and Weber State (23 pts/12 reb vs. Oregon and 19 pts/12 reb vs. Weber State)
- Has had 3 or more blocks in 9 games (three with 4 blocks) and recorded at least 1 block in every game but five
- Averages 17.2 points, 5.5 rebounds, 1.7 blocks and 1.6 assists
- 56.6 percent FG shooting and 85.0 percent FT shooting

Other

- Parents are David and Leslie Hartsock and has five brothers and one sister
- Wife Kendalyn plays volleyball at BYU
- Served a mission for The Church of Jesus Christ of Latter-day Saints in Salt Lake City
- McDonald's High School All-America nominee at Bartlesville High School

Click/scan for Hartsock's bio on BYUcougars.com



11-12 SEASON HIGHS

Points: 28, Loyola Marymount – 1/19/12
 Points 1st half: 15, Loyola Marymount – 1/19/12
 Points 2nd half: 17, at Loyola Marymount – 1/5/12
 Rebounds: 14, Gonzaga – 2/2/12
 Assists: 5, vs. BYU-Hawaii – 11/15/11
 Steals: 2, five times, last, CSUSM – 12/27/11
 Blocks: 4, three times, last, at Utah – 12/10/11
 FG made: 11, Loyola Marymount – 1/19/12
 FG attempts: 19, Gonzaga – 2/2/12
 3FG made: 2, vs. Nevada – 11/25/11
 3FG attempts: 6, at San Diego – 1/16/12
 FT made: 12, at Portland – 2/4/12
 FT attempts: 12, at Portland – 2/4/12

CAREER HIGHS

Points: 28, Loyola Marymount – 1/19/12
 Rebounds: 14, Gonzaga – 2/2/12
 Assists: 6, Eastern New Mexico – 01/02/10
 Steals: 3, vs Florida – 03/24/11
 Blocks: 5, at Creighton – 12/01/10
 FG made: 11, Loyola Marymount – 1/19/12
 FG attempts: 19, Gonzaga – 2/2/12
 3FG made: 3, three times, last, vs. Gonzaga – 03/19/11
 3FG attempts: 6, at San Diego – 1/16/12
 FT made: 12, at Portland – 2/4/12
 FT attempts: 12, at Portland – 2/4/12

MISCELLANEOUS

	11-12	Career
Double-Figure Pts:	26 (20-6)	51 (42-9)
20-plus Pts:	10 (9-1)	11 (10-1)
Double-Figure Reb:	3 (3-0)	7 (7-0)
Double-Doubles:	3 (3-0)	6 (6-0)
3-plus Steals:	0 (0-0)	1 (0-1)
3-plus Blocks:	9 (8-1)	24 (22-2)
3-plus 3-point FGs:	0 (0-0)	3 (3-0)
Scoring Leader:	11 (7-4)	12 (8-4)
Rebound Leader:	5 (4-1)	29 (24-5)
Assist Leader:	2 (1-1)	7 (5-2)

2011-12 GAME-BY-GAME

Opponent	Date	GS	Min	FG	FGA	Pct	3FG	FGA	Pct	FT	FTA	Pct	Off	Def	TR	Avg	PF	FO	A	TO	Blk	Stl	Pts	Avg	
at Utah State	11/11/11	*	36	8	13	.615	0	1	.000	2	2	1.000	1	4	5	5.0	3	0	4	3	1	2	18	18.0	
BYU-HAWAII	11/15/11	*	32	4	7	.571	0	1	.000	6	6	1.000	2	7	9	7.0	0	0	5	0	2	2	14	16.0	
LONGWOOD	11/18/11	*	30	7	11	.636	1	2	.500	3	6	.500	0	5	5	6.3	0	0	0	0	1	1	18	16.7	
PRAIRIE VIEW A&M	11/22/11	*	24	5	9	.556	1	1	1.000	1	2	.500	0	3	3	5.5	2	0	0	1	3	0	12	15.5	
vs Nevada	11/25/11	*	33	9	12	.750	2	2	1.000	1	2	.500	0	6	6	5.6	4	0	2	2	1	1	21	16.6	
vs Wisconsin	11/26/11	*	39	7	14	.500	0	1	.000	4	4	1.000	3	3	6	5.7	3	0	1	1	4	0	18	16.8	
vs Northern Arizona	11/30/11	*	26	4	10	.400	1	3	.333	2	2	1.000	2	2	4	5.4	1	0	2	0	3	2	11	16.0	
vs Oregon	12/03/11	*	37	8	14	.571	0	1	.000	7	8	.875	4	8	12	6.3	4	0	2	1	4	0	23	16.9	
WEBER STATE	12/07/11	*	30	7	16	.438	0	0	.000	5	6	.833	4	8	12	6.9	1	0	3	2	3	0	19	17.1	
at Utah	12/10/11	*	36	6	9	.667	1	2	.500	6	6	1.000	2	5	7	6.9	2	0	1	1	4	0	19	17.3	
BAYLOR	12/17/11	*	37	7	14	.500	0	1	.000	1	1	1.000	3	2	5	6.7	2	0	1	1	1	2	15	17.1	
BUFFALO	12/20/11	*	18	7	9	.778	0	1	.000	2	3	.667	0	1	1	6.3	3	0	2	0	0	1	16	17.0	
UC SANTA BARBARA	12/22/11	*	37	7	11	.636	0	0	.000	7	8	.875	1	4	5	6.2	3	0	1	0	1	0	21	17.3	
CS SAN MARCOS	12/27/11	*	28	8	10	.800	0	0	.000	4	5	.800	1	3	4	6.0	0	0	2	1	1	2	20	17.5	
at Saint Mary's (CA)	12/29/11	*	37	6	11	.545	0	0	.000	1	2	.500	2	3	5	5.9	3	0	0	3	1	1	13	17.2	
SAN DIEGO	12/31/11	*	23	5	11	.455	0	0	.000	5	6	.833	0	3	3	5.8	2	0	0	2	0	1	15	17.1	
at Loyola Marymount	01/05/12	*	36	9	12	.750	0	1	.000	3	5	.600	1	6	7	5.8	2	0	1	4	1	1	21	17.3	
SAN FRANCISCO	01/07/12	*	30	5	9	.556	0	1	.000	4	4	1.000	0	6	6	5.8	2	0	2	2	1	0	14	17.1	
SANTA CLARA	01/14/12	*	33	8	11	.727	1	1	1.000	4	6	.667	2	3	5	5.8	3	0	1	3	0	0	21	17.3	
at San Diego	01/16/12	*	29	2	12	.167	1	6	.167	2	2	1.000	0	1	1	5.6	2	0	3	3	1	0	7	16.8	
LOYOLA MARYMOUNT	01/19/12	*	37	11	15	.733	0	1	.000	6	7	.857	1	4	5	5.5	4	0	2	1	0	0	28	17.3	
at Pepperdine	01/21/12	*	36	8	14	.571	0	1	.000	4	4	1.000	0	3	3	5.4	1	0	1	3	3	1	20	17.5	
at Virginia Tech	01/25/12	*	38	7	12	.583	1	1	1.000	7	8	.875	2	5	7	5.5	1	0	1	1	3	2	22	17.7	
SAINT MARY'S	01/28/12	*	31	5	9	.556	0	0	.000	5	5	1.000	1	2	3	5.4	3	0	0	3	0	2	15	17.5	
GONZAGA	02/02/12	*	35	10	19	.526	0	0	.000	4	5	.800	2	12	14	5.7	3	0	3	1	2	1	24	17.8	
at Portland	02/04/12	*	24	0	6	.000	0	0	.000	12	12	1.000	2	2	4	5.7	3	0	0	1	1	1	12	17.6	
PEPPERDINE	02/11/12	*	23	3	5	.600	0	0	.000	3	4	.750	1	4	5	5.6	1	0	3	1	3	1	9	17.3	
at San Francisco	02/16/12	*	35	7	13	.538	0	0	.000	2	2	1.000	1	1	2	5.5	2	0	1	3	2	0	16	17.2	
Totals			28	890	180	318	.566	9	28	.321	113	133	.850	38	116	154	5.5	60	0	44	44	47	24	482	17.2

CAREER STATISTICS (ALL GAMES)

Year	GP	GS	Min	Avg	FG	FGA	Pct	3FG	FGA	Pct	FT	FTA	Pct	Off	Def	TR	Avg	PF	FO	A	TO	Blk	Stl	Pts	Avg
2008-09	27	0	304	11.3	25	43	.581	0	0	.000	16	27	.593	25	38	63	2.3	43	0	7	14	15	6	66	2.4
2009-10	36	30	878	24.4	97	175	.554	1	4	.250	38	44	.864	56	128	184	5.1	78	1	42	21	46	18	233	6.5
2010-11	37	36	1100	29.7	123	247	.498	26	60	.433	48	58	.828	72	148	220	5.9	84	0	59	35	61	21	320	8.6
2011-12	28	28	890	31.8	180	318	.566	9	28	.321	113	133	.850	38	116	154	5.5	60	0	44	44	47	24	482	17.2
TOTAL	128	94	3172	24.8	425	783	.543	36	92	.391	215	262	.821	191	430	621	4.9	265	1	152	114	169	69	1101	8.6

CAREER STATISTICS (CONFERENCE GAMES)

Year	GP	GS	Min	Avg	FG	FGA	Pct	3FG	FGA	Pct	FT	FTA	Pct	Off	Def	TR	Avg	PF	FO	A	TO	Blk	Stl	Pts	Avg
2008-09	15	0	162	10.8	10	19	.526	0	0	.000	7	14	.500	15	19	34	2.3	21	0	4	9	7	5	27	1.8
2009-10	16	16	391	24.4	41	82	.500	0	3	.000	21	23	.913	22	56	78	4.9	33	0	18	9	23	6	103	6.4
2010-11	16	16	513	32.1	42	94	.447	12	33	.364	22	26	.846	30	75	105	6.6	43	0	30	15	23	4	118	7.4
2011-12	13	13	409	31.5	79	147	.537	2	11	.182	55	64	.859	13	50	63	4.8	31	0	17	30	15	9	215	16.5
TOTAL	60	45	1475	24.6	172	342	.503	14	47	.298	105	127	.827	80	200	280	4.7	128	0	69	63	68	24	463	7.7



<p>5 PLAYERS SCORED IN DOUBLE FIGURES 2/4/12 at Portland, 79-60 W, Davies - 18, Carlino - 13, Hartssock - 12, Cusick - 12, Zylstra - 12</p> <p>6 PLAYERS SCORED IN DOUBLE FIGURES 12/7/11 vs. Weber State, 94-66 W, Hartssock - 19, Austin - 15, Abouo - 15, Rogers - 15, Zylstra - 15, Davies - 11</p> <p>NO PLAYERS SCORED IN DOUBLE FIGURES 2/21/05 at Air Force, 39-70 L</p> <p>ONE PLAYER RECORDED A DOUBLE-DOUBLE 2/11/12 vs. Pepperdine, Charles Abouo, 23 points, 12 rebounds</p> <p>TWO PLAYERS RECORD A DOUBLE-DOUBLE 2/2/08 at Wyoming Trent Plaisted, 17 points, 10 rebounds Jonathan Tavernari, 10 points, 10 rebounds</p> <p>TWO DOUBLE-DIGIT REBOUNDERS 11/23/10 vs. Mississippi Valley State Brandon Davies-10, Charles Abouo-10</p> <p>SIX PLAYERS HAD 5 OR MORE REBOUNDS 1/1/11 vs. Fresno Pacific, C. Collinsworth-8, Rogers-5, Emery-5, Hartssock-5, Abouo-5, Davies-5</p> <p>FIVE PLAYERS HAD 6 OR MORE REBOUNDS 11/20/10 vs. Chicago State, Abouo-8, K. Collinsworth-7, Rogers-7, Anderson-6, C. Collinsworth-6, Davies-6</p> <p>FOUR PLAYERS HAD 9 OR MORE REBOUNDS 12/30/06 vs. Seton Hall, Cummard-12, Plaisted-9 Young-9, Ainge-9</p> <p>TWO PLAYERS FOULED OUT 1/28/12 vs. Saint Mary's Matt Carlino, Charles Abouo</p> <p>THREE OR MORE PLAYERS FOULED OUT 1/3/09 vs. Wake Forest Chris Miles, Gavin MacGregor, Charles Abouo</p> <p>A BYU PLAYER RECEIVED A TECHNICAL FOUL 2/4/12 at Portland - Brandon Davies</p> <p>AN OPPONENT PLAYER RECEIVED A TECHNICAL FOUL 12/29/11 vs. Saint Mary's - Stephen Holt</p> <p>A BYU COACH RECEIVED A TECHNICAL FOUL 1/28/12 vs. Saint Mary's - Dave Rose</p> <p>AN OPPONENT COACH RECEIVED A TECHNICAL FOUL 12/20/11 vs. Buffalo - Reggie Witherspoon</p> <p>A BYU PLAYER EJECTED FROM A GAME 11/23/02 vs. Kansas State Travis Hansen (2 technical fouls)</p> <p>AN OPPONENT PLAYER EJECTED FROM A GAME 1/30/10 vs. Utah - Marshall Henderson (flagrant foul)</p> <p>A COACH EJECTED FROM THE GAME 11/30/05 vs. Lamar (at Delta Center) Lamar coach Billy Tubbs (2 tech. fouls)</p> <p>AT LEAST TWO PLAYERS SCORED 20+ POINTS 1/21/12 at Pepperdine, Davies 29, Hartssock 20</p> <p>THREE PLAYERS SCORED 20+ POINTS 1/14/12 vs. Santa Clara, Davies 23, Carlino 21, Hartssock 21</p> <p>FOUR PLAYERS SCORED 20+ POINTS 1/13/79 vs. UNM, D. Ainge-27, Scott Runia-25, Devin Durrant-20, Alan Taylor-20</p> <p>TWO PLAYERS SCORED 25+ POINTS 3/18/10 vs. Florida-NCAA 1st Round Jimmer Fredette 37, Michael Loyd, Jr. 26</p> <p>A PLAYER SCORED 30+ POINTS 2/16/12 at San Francisco, Matt Carlino, 30</p> <p>A PLAYER ATTEMPTED 20 OR MORE FIELD GOALS 3/24/11 vs. Florida, Jimmer Fredette, 29</p> <p>A PLAYER WITH 5 OR MORE STEALS 12/29/11 at Saint Mary's, Brandon Davies, 5</p> <p>A PLAYER HAD DOUBLE-DIGIT ASSISTS 12/20/11 vs. Buffalo, Matt Carlino, 11</p> <p>A PLAYER MADE DOUBLE-DIGIT FREE THROWS 1/21/12 at Pepperdine, Brandon Davies (15-18)</p> <p>A PLAYER 100% AT FT LINE (MIN. 8 ATTS) 2/4/12 at Portland, Noah Hartssock (12-12)</p> <p>A PLAYER 100% FROM FLOOR (MIN. 5 ATTS) 1/7/12 vs. San Francisco, Brock Zylstra (8-8)</p> <p>A PLAYER 100% ON TREYS (MIN. 3 ATTS) 1/7/12 vs. San Francisco, Brock Zylstra (6-6)</p> <p>DID NOT MAKE A TREY 11/22/96 vs. CS Fullerton (0-9)</p>	<p>LAST TIME OPPONENT DID NOT MAKE A TREY 2/2/08 at Wyoming (0-15)</p> <p>BYU HAD SIX OR FEWER TURNOVERS 1/11/11 at Utah, 5</p> <p>BYU COMMITTED 25-PLUS TURNOVERS 12/15/07 vs. Pepperdine, 86-67 W (29)</p> <p>BYU COMMITTED 11 OR LESS TEAM FOULS IN A GAME 1/21/12 at Pepperdine, 11</p> <p>BYU SCORED 90 POINTS 1/14/12 vs. Santa Clara, 95-78 W</p> <p>BYU SCORED 100 POINTS 3/5/11 vs. Wyoming, 102-78 W</p> <p>BYU SCORED 110 POINTS 12/22/09 vs. Nevada 110-104 W</p> <p>BYU SCORED LESS THAN 50 POINTS IN A GAME 1/15/08 at UNLV 41-70 L</p> <p>HELD OPPONENT TO LESS THAN 50 POINTS IN A GAME 12/10/11 at Utah 61-42 W</p> <p>BYU SCORED LESS THAN 40 POINTS IN A GAME 2/21/05 at Air Force 39-70 L</p> <p>HELD OPPONENT TO LESS THAN 40 POINTS IN A GAME 11/23/10 vs. Mississippi Valley State 83-36 W</p> <p>SHOT 60% FG 3/6/10 at TCU, (.623), 38-61</p> <p>OPPONENT SHOT 60% FG 12/22/05 at Utah State, (.600), 36-60</p> <p>SHOT 70% FG IN A HALF 3/6/10 at TCU, (.720), 18-25</p> <p>DID NOT MISS A 2-POINT ATTEMPT IN A HALF 2/23/04 vs. Air Force, 13-13 inside the arc, (14-17, .824 overall)</p> <p>SHOT LESS THAN 30% FG 2/21/05 at Air Force, (.280), 14-50</p> <p>SHOT 100% FT 11/26/11 vs. Wisconsin (11-11)</p> <p>SHOT 90% FT (AT LEAST 10 ATTEMPTS) 11/30/11 vs. Northern Arizona, (.900), 9-10</p> <p>SHOT LESS THAN 50% FT 11/20/08 vs. North Florida, (.400), 4-10</p> <p>SHOT 60% THREE-POINTERS 1/7/12 vs. San Francisco, (.632), 12-19</p> <p>SHOT 70% THREE-POINTERS 1/26/08 vs. New Mexico, (.813), 13-16</p> <p>OPPONENT SCORED LESS THAN 20 POINTS IN 1ST HALF 12/10/11 at Utah, 17 (25-17, 61-42 W)</p> <p>OPPONENT SCORED LESS THAN 20 POINTS IN 2ND HALF 1/13/10 at Air Force, 18 (31-18, 67-49 W)</p> <p>BYU SCORED LESS THAN 20 POINTS IN THE FIRST HALF 2/21/05 at Air Force, 13 (BYU trailed 13-37)</p> <p>BYU SCORED LESS THAN 20 POINTS IN THE 2ND HALF 1/15/00 vs. Utah, 19</p> <p>OPPONENT SCORED 50 OR MORE POINTS IN A HALF 1/14/12 vs. Santa Clara, 50 (second half)</p> <p>BYU SCORED 50 OR MORE POINTS IN FIRST HALF 1/11/11 at Utah, 53</p> <p>BYU SCORED 50 OR MORE POINTS IN SECOND HALF 1/14/12 vs. Santa Clara, 50 (second half)</p> <p>BYU SCORED 60 OR MORE POINTS IN FIRST HALF 11/20/10 vs. Chicago State, 60</p> <p>BYU SCORED 60 OR MORE POINTS IN SECOND HALF 12/22/09 vs. Nevada, 64</p> <p>WON BY 50 OR MORE POINTS (LARGEST MARGIN EVER) 12/22/06 vs. W. Oregon (62) 102-40</p> <p>WON BY 50 OR MORE POINTS 11/23/10 vs. Mississippi Valley State (50) 86-36</p> <p>WON BY 40 OR MORE POINTS 11/23/10 vs. Mississippi Valley State (50) 86-36</p> <p>WON BY 30 OR MORE POINTS 2/11/12 vs. Pepperdine (38) 86-48</p> <p>WON BY 25 OR MORE POINTS 1/7/12 vs. San Francisco (25) 81-56</p> <p>LOST BY 35-PLUS POINTS 11/22/04 vs. North Carolina (36) 86-50</p> <p>LOST BY 30-PLUS POINTS 2/21/05 at Air Force (31) 39-70</p>	<p>LOST BY 25-PLUS POINTS 1/15/08 at UNLV (29) 70-41</p> <p>PLAYED AN OVERTIME GAME 3/24/11 vs. Florida, 74-83 (OT)</p> <p>WON IN SINGLE OVERTIME 2/26/08 at New Mexico, 70-69</p> <p>LOST IN OVERTIME 3/24/11 vs. Florida, 74-83 (OT)</p> <p>PLAYED A DOUBLE OT GAME 11/26/10 vs. South Florida, 77-75 (2OT)</p> <p>PLAYED A TRIPLE OT GAME 2/28/98 at UTEP 76-75 W 3OT</p> <p>WON 15 STRAIGHT GAMES 2009-10 (15)</p> <p>WON 10 STRAIGHT GAMES 2010-11 (10)</p> <p>LOST 3 STRAIGHT GAMES 2004-05 (three times) last time - @ New Mexico, @ Air Force, @ Utah</p> <p>LOST 4 STRAIGHT GAMES 2004-05 @ New Mexico, @ Air Force, @ Utah, UNLV</p> <p>LOST 5 STRAIGHT 2004-05 @ UNM, @ AFA, @ Utah, UNLV, vs. UNM (at MWC)</p> <p>LOST 9 STRAIGHT 1997-98</p> <p>LOST 10 STRAIGHT GAMES 1996-97 (21) - school record</p> <p>PLAYED AN NCAA TOURNAMENT GAME 3/24/11 vs. Florida-Regional Semifinals, 74-83 (OT)</p> <p>WON AN NCAA TOURNAMENT GAME 3/19/11 vs. Gonzaga-NCAA 3rd Round, 89-67</p> <p>WON TWO NCAA TOURNAMENT GAMES 1980-81 Princeton 60-51, UCLA 78-55, Notre Dame 51-50, then lost to Virginia 60-74 2010-11 Wofford 74-66, Gonzaga 89-67</p> <p>WON THREE NCAA TOURNAMENT GAMES 1980-81 Princeton 60-51, UCLA 78-55, Notre Dame 51-50, then lost to Virginia 60-74</p> <p>WON FOUR NCAA TOURNAMENT GAMES Never</p> <p>PLAYED IN THE NIT 3/15/06 at Houston 67-77 L</p> <p>WON AN NIT GAME 3/14/02 vs. UC Irvine 78-55 W</p> <p>WON TWO NIT GAMES 1999-00 Bowling Green 81-54, So. Illinois 82-57 Then lost to Notre Dame in quarterfinals</p> <p>WON THREE NIT GAMES 1965-66 NIT CHAMPIONS 1950-51 NIT CHAMPIONS</p> <p>WON CONFERENCE TOURNAMENT 2000-01</p> <p>WON CONFERENCE REGULAR SEASON 2010-11</p> <p>WON CONFERENCE REGULAR SEASON OUTRIGHT 2007-08</p> <p>DEFEATED A RANKED TEAM 2/2/12 vs. Gonzaga (24/RV), 83-73</p> <p>DEFEATED A RANKED TEAM AT HOME 2/2/12 vs. Gonzaga (24/RV), 83-73</p> <p>DEFEATED A RANKED TEAM ON THE ROAD 2/26/11 at SDSU (6/4), 80-67</p> <p>WAS RANKED IN THE TOP 25 AP POLL 3/14/11 Ranked 10th</p> <p>WAS RANKED IN THE TOP 25 COACHES POLL 3/29/11 Ranked 13th</p> <p>FINISHED SEASON RANKED IN THE TOP 25 POLLS 2010-11 10th (AP), 13th (Coaches)</p>
--	---	---



Official Basketball Box Score -- Game Totals -- Final Statistics
Brigham Young vs Utah State
11/11/11 7:05 pm at Dee Glen Smith Spectrum

Table with columns: Player, FG, 3-P, FT, Rebounds, PF, TP, A, TO, Bk, Stl, Min. Lists stats for players like DAVIES, Brandon, ROGERS, Stephen, etc.

FG % 1st Half: 11-22 50.0% 2nd Half: 11-25 44.0% Game: 22-47 46.8%
3FG % 1st Half: 2-8 25.0% 2nd Half: 1-6 16.7% Game: 3-14 21.4%
FT % 1st Half: 4-6 66.7% 2nd Half: 11-16 68.8% Game: 20-29 68.9%

Utah State 66 • 1-0

Table with columns: Player, FG, 3-P, FT, Rebounds, PF, TP, A, TO, Bk, Stl, Min. Lists stats for players like Grim, Moran, Jardine, Brady, etc.

FG % 1st Half: 10-21 47.6% 2nd Half: 12-27 44.4% Game: 22-48 45.8%
3FG % 1st Half: 2-5 40.0% 2nd Half: 3-10 30.0% Game: 5-15 33.3%
FT % 1st Half: 8-12 66.7% 2nd Half: 12-17 70.6% Game: 20-29 69.0%

Officials: Bobby McKay <R>, Mike Eggers <U>, Sam Haddad <U>
Technical fouls: Brigham Young None, Utah State None.
Attendance: 10270

Score by periods table with columns: 1st, 2nd, 3rd, 4th, Total. Shows scores for Brigham Young and Utah State.

Fast Break Points: 10
Score tied - 10 times.
Lead changed - 9 times.

Official Basketball Box Score -- Game Totals -- Final Statistics
Prairie View A&M vs BYU
11/22/11 7:05 pm at Provo, Utah, Marriott Center

Table with columns: Player, FG, 3-P, FT, Rebounds, PF, TP, A, TO, Bk, Stl, Min. Lists stats for players like DEMUWICK, Jordan, HARTSOCK, Noah, etc.

FG % 1st Half: 10-21 32.3% 2nd Half: 10-28 35.9% Game: 20-49 29.0%
3FG % 1st Half: 1-10 10.0% 2nd Half: 1-10 10.0% Game: 2-20 10.0%
FT % 1st Half: 4-7 57.1% 2nd Half: 4-9 44.4% Game: 8-16 50.0%

BYU 90 • 3-1, 0-0

Table with columns: Player, FG, 3-P, FT, Rebounds, PF, TP, A, TO, Bk, Stl, Min. Lists stats for players like DAVIES, Brandon, ABUO, Charles, etc.

FG % 1st Half: 10-23 43.5% 2nd Half: 19-28 67.9% Game: 29-51 56.9%
3FG % 1st Half: 4-10 40.0% 2nd Half: 10-16 62.5% Game: 12-26 46.2%
FT % 1st Half: 10-17 58.8% 2nd Half: 10-17 58.8% Game: 20-29 69.0%

Officials: Michael Eggers, Jeff Keith, Coban Lyman
Technical fouls: Prairie View A&M-0, BYU-Zylstra, Brock
Attendance: 11760

Score by periods table with columns: 1st, 2nd, 3rd, 4th, Total. Shows scores for Prairie View A&M and BYU.

Fast Break Points: 10
Score tied - 2 times.
Lead changed - 8 times.

Official Basketball Box Score -- Game Totals -- Final Statistics
Brigham Young vs Northern Arizona
11/30/11 7:05 pm at Tim's Toyota Center

Table with columns: Player, FG, 3-P, FT, Rebounds, PF, TP, A, TO, Bk, Stl, Min. Lists stats for players like DAVIES, Brandon, HARTSOCK, Noah, etc.

FG % 1st Half: 18-33 54.5% 2nd Half: 18-33 54.5% Game: 36-66 54.5%
3FG % 1st Half: 5-10 50.0% 2nd Half: 5-13 38.5% Game: 10-23 43.5%
FT % 1st Half: 7-8 87.5% 2nd Half: 7-8 87.5% Game: 14-16 87.5%

Northern Arizona 52 • 2-5

Table with columns: Player, FG, 3-P, FT, Rebounds, PF, TP, A, TO, Bk, Stl, Min. Lists stats for players like BEWERNICK, Gaetan, EKANEH, Ephraim, etc.

FG % 1st Half: 8-24 33.3% 2nd Half: 12-29 41.4% Game: 20-53 37.4%
3FG % 1st Half: 3-7 42.9% 2nd Half: 3-10 30.0% Game: 5-17 29.4%
FT % 1st Half: 2-4 50.0% 2nd Half: 5-10 50.0% Game: 7-14 50.0%

Officials: Scott Twardowski, Chris Rastetter, Gregory Nixon
Technical fouls: Brigham Young-None, Northern Arizona-None.
Attendance: 3215

Score by periods table with columns: 1st, 2nd, 3rd, 4th, Total. Shows scores for Brigham Young and Northern Arizona.

Fast Break Points: 10
Score tied - 0 times.
Lead changed - 1 time.

Official Basketball Box Score -- Game Totals -- Final Statistics
BYU-Hawaii vs BYU
11/15/11 7:05 pm at Provo, Utah, Marriott Center

Table with columns: Player, FG, 3-P, FT, Rebounds, PF, TP, A, TO, Bk, Stl, Min. Lists stats for players like HURST, Brady, FUNK, Brocketh, etc.

FG % 1st Half: 6-31 19.4% 2nd Half: 15-37 40.5% Game: 21-68 30.9%
3FG % 1st Half: 2-13 15.4% 2nd Half: 6-23 26.1% Game: 8-36 22.2%
FT % 1st Half: 3-6 50.0% 2nd Half: 3-3 0.0% Game: 3-9 33.3%

BYU 73 • 1-1

Table with columns: Player, FG, 3-P, FT, Rebounds, PF, TP, A, TO, Bk, Stl, Min. Lists stats for players like ABUO, Charles, HARTSOCK, Noah, etc.

FG % 1st Half: 15-30 50.0% 2nd Half: 17-25 68.0% Game: 32-55 58.0%
3FG % 1st Half: 3-11 27.3% 2nd Half: 1-2 50.0% Game: 4-13 30.8%
FT % 1st Half: 7-8 87.5% 2nd Half: 10-17 58.8% Game: 17-25 68.0%

Officials: Glen Meyberry, James Giron, Casey McChellan
Technical fouls: BYU-Hawaii-None, BYU-None.
Attendance: 13435

Score by periods table with columns: 1st, 2nd, 3rd, 4th, Total. Shows scores for BYU-Hawaii and BYU.

Fast Break Points: 10
Score tied - 0 times.
Lead changed - 0 times.

Official Basketball Box Score -- Game Totals -- Final Statistics
Nevada Wolf Pack vs BYU Cougars
11-25-11 5:00 pm at Sears Center Hoffman Estates, IL

Table with columns: Player, FG, 3-P, FT, Rebounds, PF, TP, A, TO, Bk, Stl, Min. Lists stats for players like NYEKO, Patrick, HARTSOCK, Noah, etc.

FG % 1st Half: 10-29 34.5% 2nd Half: 11-27 40.7% Game: 21-56 37.6%
3FG % 1st Half: 2-5 40.0% 2nd Half: 3-15 20.0% Game: 5-20 25.0%
FT % 1st Half: 5-6 83.3% 2nd Half: 3-7 42.9% Game: 8-13 61.5%

BYU Cougars 76 • 4-1

Table with columns: Player, FG, 3-P, FT, Rebounds, PF, TP, A, TO, Bk, Stl, Min. Lists stats for players like DAVIES, Brandon, HARTSOCK, Noah, etc.

FG % 1st Half: 14-30 46.7% 2nd Half: 16-18 88.9% Game: 30-48 62.5%
3FG % 1st Half: 2-8 25.0% 2nd Half: 6-10 60.0% Game: 8-18 44.4%
FT % 1st Half: 4-6 66.7% 2nd Half: 2-3 66.7% Game: 6-9 66.7%

Officials: Tim Kelly, Tony Dawkins, Ron Tyburki
Technical fouls: Nevada Wolf Pack-None, BYU Cougars-None.
Attendance: 12845

Score by periods table with columns: 1st, 2nd, 3rd, 4th, Total. Shows scores for Nevada Wolf Pack and BYU Cougars.

Fast Break Points: 10
Score tied - 2 times.
Lead changed - 1 time.

Official Basketball Box Score -- Game Totals -- Final Statistics
Longwood vs BYU
11/18/11 7:05 pm at Provo, Utah, Marriott Center

Table with columns: Player, FG, 3-P, FT, Rebounds, PF, TP, A, TO, Bk, Stl, Min. Lists stats for players like Bowman, Jeremiah, WASHINGTON, Martiz, etc.

FG % 1st Half: 11-20 55.0% 2nd Half: 12-28 42.9% Game: 23-48 47.5%
3FG % 1st Half: 5-13 38.5% 2nd Half: 4-9 44.4% Game: 9-22 40.9%
FT % 1st Half: 2-3 66.7% 2nd Half: 3-7 42.9% Game: 5-10 50.0%

BYU 92 • 2-1

Table with columns: Player, FG, 3-P, FT, Rebounds, PF, TP, A, TO, Bk, Stl, Min. Lists stats for players like DAVIES, Brandon, ABUO, Charles, etc.

FG % 1st Half: 11-25 44.0% 2nd Half: 21-33 63.6% Game: 32-58 55.2%
3FG % 1st Half: 6-10 60.0% 2nd Half: 9-12 75.0% Game: 15-22 68.2%
FT % 1st Half: 7-13 53.8% 2nd Half: 6-10 60.0% Game: 13-23 56.5%

Officials: Daryl Gelinas, Mark Cook, Jeffrey Kent
Technical fouls: Longwood-None, BYU-None.
Attendance: 10373

Score by periods table with columns: 1st, 2nd, 3rd, 4th, Total. Shows scores for Longwood and BYU.

Fast Break Points: 10
Score tied - 1 time.
Lead changed - 4 times.

Official Basketball Box Score -- Game Totals -- Final Statistics
Wisconsin 73 • 0-0

Table with columns: Player, FG, 3-P, FT, Rebounds, PF, TP, A, TO, Bk, Stl, Min. Lists stats for players like BRUST, Ben, FANEY, Dan, etc.

FG % 1st Half: 12-28 42.9% 2nd Half: 15-25 60.0% Game: 27-53 50.9%
3FG % 1st Half: 7-14 50.0% 2nd Half: 6-10 60.0% Game: 13-24 54.2%
FT % 1st Half: 3-3 100.0% 2nd Half: 3-4 75.0% Game: 6-7 85.7%

BYU Cougars 56 • 4-2

Table with columns: Player, FG, 3-P, FT, Rebounds, PF, TP, A, TO, Bk, Stl, Min. Lists stats for players like DAVIES, Brandon, ZYLSTRA, Brock, etc.

FG % 1st Half: 13-26 50.0% 2nd Half: 9-25 36.0% Game: 22-51 43.0%
3FG % 1st Half: 5-10 50.0% 2nd Half: 4-10 40.0% Game: 9-20 45.0%
FT % 1st Half: 5-5 100.0% 2nd Half: 6-6 100.0% Game: 11-11 100.0%

Officials: Bill Covington, Tony Dawkins, Bob Tosta
Technical fouls: Wisconsin-None, BYU Cougars-None.
Attendance: 2634

Score by periods table with columns: 1st, 2nd, 3rd, 4th, Total. Shows scores for Wisconsin and BYU Cougars.

Fast Break Points: 10
Score tied - 6 times.
Lead changed - 3 times.

Official Basketball Box Score -- Game Totals -- Final Statistics
Weber State vs BYU
12/07/11 7:05 pm at Provo, Utah, Marriott Center

Table with columns: Player, FG, 3-P, FT, Rebounds, PF, TP, A, TO, Bk, Stl, Min. Lists stats for players like LILLARD, Damian, BAMFORTH, Scott, etc.

FG % 1st Half: 12-37 32.4% 2nd Half: 10-29 34.5% Game: 22-66 33.3%
3FG % 1st Half: 4-11 36.4% 2nd Half: 2-11 18.2% Game: 5-22 22.7%
FT % 1st Half: 7-9 77.8% 2nd Half: 10-10 100.0% Game: 17-19 89.5%

BYU 94 • 7-2, 0-0

Table with columns: Player, FG, 3-P, FT, Rebounds, PF, TP, A, TO, Bk, Stl, Min. Lists stats for players like DAVIES, Brandon, ABUO, Charles, etc.

FG % 1st Half: 18-44 40.9% 2nd Half: 21-33 63.6% Game: 39-77 50.6%
3FG % 1st Half: 4-11 36.4% 2nd Half: 4-9 44.4% Game: 8-20 40.0%
FT % 1st Half: 7-8 87.5% 2nd Half: 1-5 20.0% Game: 8-13 61.5%

Officials: Eric Curry, Jon Sigilano, Scott Brown
Technical fouls: Weber State-BAMFORTH, Scott, BYU-None.
Attendance: 11676

Score by periods table with columns: 1st, 2nd, 3rd, 4th, Total. Shows scores for Weber State and BYU.

Fast Break Points: 10
Score tied - 0 times.
Lead changed - 0 times.

Official Basketball Box Score -- Game Totals -- Final Statistics
BYU vs Utah
12/10/11 8:00 pm at Salt Lake City, UT (Huntsman Center)

BYU 61 - 8-2

#	Player	Total		3-Pr		Rebounds		PF	TP	A	T	Bk	Stl	Min
		FG	FGA	FT	FTA	Off	Def							
00	DAVIES, Brandon	1-4	0-0	1-2	3	6	9	3	1	1	1	1	1	25
04	HARTSOCK, Noah	6-9	1-2	6-6	2	5	7	2	19	1	1	4	0	36
01	ABOU, Charles	4-6	1-2	2-2	4	6	3	11	0	2	1	1	1	25
13	ZYLSTRA, Brock	2-6	2-5	0-0	1	2	1	6	4	0	0	0	0	28
02	WINDER, Anson	0-5	4-0	1-2	1	1	1	1	2	0	0	0	0	12
02	CUSICK, Craig	2-5	2-4	4-5	0	3	3	10	6	2	0	0	0	28
14	MARTINEAU, Nick	0-0	0-0	0-0	1	1	0	0	0	0	0	0	0	1
21	ROGERS, Stephen	2-8	1-5	0-2	0	3	2	5	1	1	1	1	0	19
24	HARRISON, Damarcus	1-5	1-4	0-0	0	0	0	3	0	0	0	0	0	8
33	AUSTIN, Nate	1-1	1-1	0-0	0	5	3	3	1	0	0	0	0	18
Team					1	2	3							
Totals		19-49	9-27	14-19	13	41	19	61	15	10	7	2	0	200

FG % 1st Half: 7-26 26.9% 2nd Half: 12-23 52.2% Game: 19-49 38.8%
3FG % 1st Half: 5-16 31.3% 2nd Half: 4-11 36.4% Game: 9-27 33.3%
FT % 1st Half: 6-9 66.7% 2nd Half: 8-10 80.0% Game: 14-19 73.3%

Utah 42 - 1-8

#	Player	Total		3-Pr		Rebounds		PF	TP	A	T	Bk	Stl	Min
		FG	FGA	FT	FTA	Off	Def							
10	Farr, Dion	1-8	0-1	1-2	0	7	7	2	3	0	2	1	2	32
43	Martin, Cedric	2-6	2-5	4-4	0	3	3	1	10	0	1	1	1	35
02	Washington, Jason	0-7	0-0	0-0	0	3	6	0	0	2	0	0	0	18
00	Hines, Chris	0-4	0-3	0-0	0	0	0	0	0	0	0	0	0	17
15	Watkins, Josh	6-15	4-4	1-6	1	4	5	14	5	3	1	0	0	27
03	Odum, Anthony	0-2	0-0	0-0	0	2	1	2	0	0	0	0	0	14
05	Stroy, Kareem	2-7	1-4	2-2	1	4	6	3	0	0	0	0	0	27
21	Dawson, Javon	0-1	0-0	3-4	4	1	5	1	3	1	0	0	0	19
15	Wilkinson, Blake	0-2	0-0	0-0	1	2	2	0	0	1	0	1	1	11
Team					4	2	6							
Totals		14-52	3-17	11-18	11	24	35	19	42	6	10	4	0	200

FG % 1st Half: 4-22 18.2% 2nd Half: 10-30 33.3% Game: 14-52 26.9%
3FG % 1st Half: 1-9 11.1% 2nd Half: 1-11 9.1% Game: 2-20 10.0%
FT % 1st Half: 8-10 80.0% 2nd Half: 3-8 37.5% Game: 11-18 61.1%

Officials: Deron White, Bobby McRoy, Glen Mayberry
Technical fouls: BYU-None, Utah-None.
Attendance: 1027

Score by periods	1st	2nd	Total
BYU	25	36	61
Utah	17	25	42

Last FG - BYU 2nd-00:39, BU 2nd-00:12
Largest lead - BYU by 2nd-00:39, BU by 1st-14:17.33.
Score tied - 3 times.
Lead changed - 2 times.

Official Basketball Box Score -- Game Totals -- Final Statistics
BYU vs BYU
12/17/11 12:05 pm at Provo, Utah, Marriott Center

BYU 86 - 9-0, 0-0

#	Player	Total		3-Pr		Rebounds		PF	TP	A	T	Bk	Stl	Min
		FG	FGA	FT	FTA	Off	Def							
01	Jones III, Perry	11-16	2-2	4-7	3	5	8	3	28	4	1	0	3	33
04	Acy, Quincy	3-7	0-0	2-4	0	4	2	8	0	1	0	1	0	27
05	Heslop, Brady	6-10	6-10	0-0	0	1	18	2	5	0	2	3	0	29
22	Walton, A.J.	2-4	1-3	0-1	0	4	4	3	5	0	1	0	1	27
20	Miller, Quincy	4-9	0-0	1-3	4	3	8	1	2	2	0	0	0	22
00	Franklin, Gary	2-4	2-4	0-0	0	2	1	18	2	4	1	1	0	13
14	Bello, Deuce	0-1	0-1	0-0	0	0	1	0	0	1	0	0	0	6
24	Jefferson, Cory	0-3	0-0	0-0	0	1	0	1	0	0	0	0	0	10
41	Jones, Anthony	1-1	0-1	0-0	1	0	1	0	1	1	1	1	0	10
55	Jackson, Pierre	4-8	2-4	3-3	0	3	3	13	7	5	1	1	0	30
Team					5	1	31							
Totals		32-63	13-25	9-15	10	21	31	86	17	13	4	0	0	200

FG % 1st Half: 13-28 46.4% 2nd Half: 19-35 54.3% Game: 32-63 50.8%
3FG % 1st Half: 6-10 60.0% 2nd Half: 7-15 46.7% Game: 13-25 52.0%
FT % 1st Half: 6-10 60.0% 2nd Half: 3-5 60.0% Game: 9-15 60.0%

BYU 83 - 8-3, 0-0

#	Player	Total		3-Pr		Rebounds		PF	TP	A	T	Bk	Stl	Min
		FG	FGA	FT	FTA	Off	Def							
00	DAVIES, Brandon	6-15	0-1	6-9	5	8	13	1	18	1	1	1	1	36
01	ABOU, Charles	2-10	1-4	2-2	6	3	9	4	17	2	5	1	0	22
02	CUSICK, Craig	0-2	0-0	0-0	0	0	0	0	0	0	0	0	0	18
13	ZYLSTRA, Brock	1-4	1-2	1-2	0	7	7	1	4	3	3	0	0	38
34	HARTSOCK, Noah	7-14	0-1	1-3	2	5	15	1	1	1	2	3	0	27
00	CARLINO, Matt	7-24	0-0	0-0	2	2	18	2	4	1	1	1	0	34
20	WINDER, Anson	0-0	0-0	1-2	0	0	0	1	0	0	0	0	0	3
24	HARRISON, Damarcus	3-7	1-3	1-4	1	2	3	2	8	1	1	1	1	15
33	AUSTIN, Nate	1-1	0-0	0-0	0	3	2	0	0	1	0	0	0	7
Team					3	3								
Totals		32-68	7-21	12-20	19	25	44	19	83	14	16	6	0	200

FG % 1st Half: 16-35 45.7% 2nd Half: 16-33 48.5% Game: 32-68 47.1%
3FG % 1st Half: 4-14 28.6% 2nd Half: 6-10 60.0% Game: 10-24 41.7%
FT % 1st Half: 6-10 60.0% 2nd Half: 6-10 60.0% Game: 12-20 60.0%

Officials: Rick Crawford, Keith Kimble, Joe DeBuss
Technical fouls: BYU-None, BYU-None.
Attendance: 2700

Score by periods	1st	2nd	Total
BYU	35	48	83
BYU	41	43	84

Last FG - BU 2nd-00:20, BU 2nd-01:50
Largest lead - BU by 9 2nd-06:17, BU by 13 1st-02:29.
Score tied - 12 times.
Lead changed - 2 times.

Official Basketball Box Score -- Game Totals -- Final Statistics
Buffalo vs BYU
12/20/11 7:05 pm at Provo, Utah, Marriott Center

Buffalo 78 - 6-2, 0-0

#	Player	Total		3-Pr		Rebounds		PF	TP	A	T	Bk	Stl	Min
		FG	FGA	FT	FTA	Off	Def							
00	OLDHAM, Jared	2-3	1-2	0-0	0	4	3	5	9	3	0	3	3	31
05	FILZEN, Zach	5-7	4-6	0-0	0	0	0	14	1	4	0	3	0	37
24	MCCREY, Javon	6-11	0-0	4-5	0	4	3	16	1	2	1	0	0	33
21	WATT, Mitchell	7-12	1-1	3-4	1	7	8	3	18	2	5	1	2	32
24	BARNETT, Dave	4-11	2-5	0-0	0	4	4	10	5	0	1	0	0	24
01	WATSON, Tony	1-3	0-2	0-0	0	0	0	1	2	1	2	0	0	8
10	RALEY-ROSS, Corey	0-0	0-0	0-0	0	0	0	0	0	0	0	0	0	3
25	FORD, Xavier	0-2	0-0	0-0	1	1	0	0	0	0	0	0	0	1
20	ROBINSON, Titus	1-2	0-0	5-6	1	1	4	7	1	2	0	0	0	16
32	THOMAS-EDWARDS, Ra	1-1	0-0	0-0	1	0	1	0	2	1	0	0	0	7
33	DOWNING, Cameron	1-1	0-0	2-2	0	0	1	4	0	0	0	0	0	8
Team					2	3								
Totals		28-53	8-16	14-17	4	24	28	17	78	20	3	8	0	200

FG % 1st Half: 14-26 53.8% 2nd Half: 14-27 51.9% Game: 28-53 52.8%
3FG % 1st Half: 4-9 44.4% 2nd Half: 4-7 57.1% Game: 8-16 50.0%
FT % 1st Half: 7-8 87.5% 2nd Half: 7-9 77.8% Game: 14-17 82.4%

BYU 93 - 8-3, 0-0

#	Player	Total		3-Pr		Rebounds		PF	TP	A	T	Bk	Stl	Min
		FG	FGA	FT	FTA	Off	Def							
00	DAVIES, Brandon	1-3	0-0	0-2	3	1	3	2	1	0	2	1	0	22
01	ABOU, Charles	3-10	1-3	1-2	2	4	6	4	8	4	0	2	2	24
00	CARLINO, Matt	7-12	1-1	3-4	1	7	8	3	18	2	5	1	2	32
13	ZYLSTRA, Brock	9-16	4-10	4-4	0	2	2	26	4	2	0	4	0	38
34	HARTSOCK, Noah	7-9	0-1	1-2	3	1	3	16	2	0	0	1	0	16
02	CUSICK, Craig	0-1	0-0	0-0	0	0	0	0	0	0	0	0	0	3
12	SHARP, Josh	2-3	0-1	0-0	0	0	0	4	1	0	0	0	0	14
14	MARTINEAU, Nick	0-1	0-0	0-0	0	0	0	0	0	0	0	0	0	1
20	WINDER, Anson	7-8	6-7	0-0	0	0	0	20	3	0	1	1	0	19
33	AUSTIN, Nate	2-4	0-0	1-4	3	1	4	7	1	1	0	0	0	24
Team					3	1	4							
Totals		34-64	13-29	12-17	11	22	33	19	93	29	16	2	0	200

Official Basketball Box Score -- Game Totals -- Final Statistics

Santa Clara vs BYU
01/14/12 6:05 pm at Provo, Utah, Marriott Center

Santa Clara 78 - 89, 0-4

Box score table for Santa Clara vs BYU. Columns include Player, FG, FGA, FT, FTA, Rebounds, PF, TP, A TO Bk, Stl, Min. Santa Clara totals: 27-58, 15-25, 15-25, 20-26, 11-11, 2-4, 20-26.

FG % 1st Half: 15.0% 33.3% 2nd Half: 9.1% 24.4% Game: 9.2% 36.0%
3FG % 1st Half: 0.0% 0.0% 2nd Half: 0.0% 0.0% Game: 0.0% 0.0%

BYU 95 - 15-4, 4-1

Box score table for BYU 95 - 15-4, 4-1. Columns include Player, FG, FGA, FT, FTA, Rebounds, PF, TP, A TO Bk, Stl, Min. BYU totals: 33-58, 7-17, 22-29, 9-21, 10-19, 9-5, 2-1, 2-7, 20-20.

FG % 1st Half: 15.0% 53.6% 2nd Half: 18.3% 60.0% Game: 23.5% 56.9%
3FG % 1st Half: 4.8% 50.0% 2nd Half: 11.1% 73.3% Game: 12.5% 60.0%

Officials: Rick Betsell, Randy Burkhardt, Mike Peterson
Technical fouls: Santa Clara-None, BYU-None.
Attendance: 16116

Score by periods table for Santa Clara vs BYU. Shows 1st, 2nd, 3rd, 4th quarter scores and totals.

Start FG - SCU 2nd-02-12, BYU 2nd-02-19.
Largest lead - SCU by 2 1st-16:22, BYU by 17 2nd-08:08.

Official Basketball Box Score -- Game Totals -- Final Statistics

BYU vs San Diego
01/16/12 7:05pm at San Diego, CA (Jenny Garret Pavilion)

BYU 82 - 16-4 (5-1 WCC)

Box score table for BYU vs San Diego. Columns include Player, FG, FGA, FT, FTA, Rebounds, PF, TP, A TO Bk, Stl, Min. BYU totals: 28-62, 11-24, 15-21, 15-31, 4-11, 82-16, 15-4, 4-20, 20-20.

FG % 1st Half: 14.3% 41.2% 2nd Half: 14.2% 50.0% Game: 28.2% 45.2%
3FG % 1st Half: 5-12 41.7% 2nd Half: 1-2 50.0% Game: 11-24 45.8%

San Diego 63 - 6-11 (1-4 WCC)

Box score table for San Diego 63 - 6-11 (1-4 WCC). Columns include Player, FG, FGA, FT, FTA, Rebounds, PF, TP, A TO Bk, Stl, Min. San Diego totals: 24-59, 6-19, 9-12, 7-1, 21-28, 14, 63-15, 2-6, 10-20, 20-20.

FG % 1st Half: 10.5% 40.0% 2nd Half: 16.0% 46.2% Game: 26.9% 46.2%
3FG % 1st Half: 1-6 16.7% 2nd Half: 5-13 38.5% Game: 6-19 31.6%

Officials: Dick Cartmel, Mike Reed, Tony Padilla
Technical fouls: BYU-None, San Diego-None.
Attendance: 3204

Score by periods table for BYU vs San Diego. Shows 1st, 2nd, 3rd, 4th quarter scores and totals.

Start FG - BYU 2nd-04-27, USD 2nd-00-58.
Largest lead - BYU by 22 2nd-07:52, USD by 17 2nd-15:32.

Official Basketball Box Score -- Game Totals -- Final Statistics

Brigham Young vs Pepperdine
01/21/12 5:05 p.m. at Malibu, Calif. (Firestone Fieldhouse)

Brigham Young 77 - 17-5, 6-2 WCC

Box score table for Brigham Young vs Pepperdine. Columns include Player, FG, FGA, FT, FTA, Rebounds, PF, TP, A TO Bk, Stl, Min. Brigham Young totals: 23-49, 2-11, 29-38, 7-28, 35-11, 17, 77-14, 9-5, 4-20, 20-20.

FG % 1st Half: 15-30 50.0% 2nd Half: 8-19 42.1% Game: 23-49 46.9%
3FG % 1st Half: 2-6 33.3% 2nd Half: 0-5 0.0% Game: 2-11 18.2%

Pepperdine 64 - 7-12, 1-7 WCC

Box score table for Pepperdine 64 - 7-12, 1-7 WCC. Columns include Player, FG, FGA, FT, FTA, Rebounds, PF, TP, A TO Bk, Stl, Min. Pepperdine totals: 26-61, 4-17, 8-12, 7-24, 31-23, 64-19, 9-4, 3-20, 20-20.

FG % 1st Half: 11-31 35.5% 2nd Half: 15-30 50.0% Game: 26-61 42.6%
3FG % 1st Half: 2-8 25.0% 2nd Half: 3-4 75.0% Game: 8-12 66.7%

Officials: Klaus Endrassat, Dennis Finlay, Delore Carr
Technical fouls: Brigham Young-DAVIES, Pepperdine-None.
Attendance: 3104

Score by periods table for Brigham Young vs Pepperdine. Shows 1st, 2nd, 3rd, 4th quarter scores and totals.

Start FG - BYU 2nd-01-36, PEP 2nd-00-35.
Largest lead - BYU by 15 2nd-00:19, PEP by 9 3rd-16:57.

Official Basketball Box Score -- Game Totals -- Final Statistics

Gonzaga vs BYU
02/02/12 9:05 pm at Provo, Utah, Marriott Center

Gonzaga 73 - 17-4, 7-2

Box score table for Gonzaga vs BYU. Columns include Player, FG, FGA, FT, FTA, Rebounds, PF, TP, A TO Bk, Stl, Min. Gonzaga totals: 25-61, 3-19, 20-28, 11-31, 42-17, 73-13, 19-3, 9-20, 20-20.

FG % 1st Half: 7-26 26.9% 2nd Half: 18-35 51.4% Game: 25-61 41.0%
3FG % 1st Half: 1-9 11.1% 2nd Half: 2-10 20.0% Game: 3-19 15.8%

BYU 83 - 19-6, 7-3

Box score table for BYU 83 - 19-6, 7-3. Columns include Player, FG, FGA, FT, FTA, Rebounds, PF, TP, A TO Bk, Stl, Min. BYU totals: 34-69, 3-12, 12-17, 21-31, 28-83, 20-12, 3-14, 20-20.

FG % 1st Half: 16-36 44.4% 2nd Half: 18-33 54.5% Game: 34-69 49.3%
3FG % 1st Half: 1-4 25.0% 2nd Half: 2-8 25.0% Game: 3-12 25.0%

Officials: Dick Cartmel, Rick Betsell, Jimmy Casas
Technical fouls: Gonzaga-None, BYU-None.
Attendance: 19257

Score by periods table for Gonzaga vs BYU. Shows 1st, 2nd, 3rd, 4th quarter scores and totals.

Start FG - GON 2nd-00-40, BYU 2nd-00-33.
Largest lead - GON by 31 at-15:50, BYU by 19 2nd-13:32.

Official Basketball Box Score -- Game Totals -- Final Statistics

BYU vs Virginia Tech
01/25/12 7:00 PM at Cassell Coliseum, Blacksburg, VA

BYU 70 - 18-5

Box score table for BYU vs Virginia Tech. Columns include Player, FG, FGA, FT, FTA, Rebounds, PF, TP, A TO Bk, Stl, Min. BYU totals: 22-66, 5-24, 21-24, 13-24, 37-19, 70-14, 7-4, 7-20, 20-20.

FG % 1st Half: 9-30 30.0% 2nd Half: 13-36 36.1% Game: 22-66 33.3%
3FG % 1st Half: 1-8 12.5% 2nd Half: 4-16 25.0% Game: 5-24 20.8%

Virginia Tech 68 - 12-8

Box score table for Virginia Tech 68 - 12-8. Columns include Player, FG, FGA, FT, FTA, Rebounds, PF, TP, A TO Bk, Stl, Min. Virginia Tech totals: 24-56, 5-18, 15-23, 11-32, 43-19, 68-14, 15-2, 3-20, 20-20.

FG % 1st Half: 8-31 25.8% 2nd Half: 16-25 64.0% Game: 24-56 42.9%
3FG % 1st Half: 2-9 22.2% 2nd Half: 3-9 33.3% Game: 5-18 27.8%

Officials: Mike Eades, Bernard Clinton, Raymond Stions
Technical fouls: BYU-None, Virginia Tech-None.
Attendance: 9231

Score by periods table for BYU vs Virginia Tech. Shows 1st, 2nd, 3rd, 4th quarter scores and totals.

Start FG - BYU 2nd-00-26, VT 2nd-00-14.
Largest lead - BYU by 12 1st-08:36, VT by 4 2nd-11:14.

Official Basketball Box Score -- Game Totals -- Final Statistics

BYU vs Portland
02/04/12 7:00 PM at Portland, Ore. (Chiles Center)

BYU 79 - 20-6, 8-3 WCC

Box score table for BYU vs Portland. Columns include Player, FG, FGA, FT, FTA, Rebounds, PF, TP, A TO Bk, Stl, Min. BYU totals: 22-49, 4-16, 10-23, 7-23, 30-32, 60-14, 24-2, 8-20, 20-20.

FG % 1st Half: 10-26 38.5% 2nd Half: 9-28 32.1% Game: 19-54 35.2%
3FG % 1st Half: 3-9 33.3% 2nd Half: 0-0 0.0% Game: 3-16 18.8%

Portland 60 - 6-18, 3-8 WCC

Box score table for Portland 60 - 6-18, 3-8 WCC. Columns include Player, FG, FGA, FT, FTA, Rebounds, PF, TP, A TO Bk, Stl, Min. Portland totals: 27-53, 2-7, 7-9, 20-20.

FG % 1st Half: 11-24 45.8% 2nd Half: 11-25 44.0% Game: 22-49 44.9%
3FG % 1st Half: 3-8 37.5% 2nd Half: 3-8 37.5% Game: 6-16 37.5%

Officials: Michael Greenstein, Scott Harris, Horace Shields
Technical fouls: BYU-DAVIES, Brandon, Portland-None.
Attendance: 4159

Score by periods table for BYU vs Portland. Shows 1st, 2nd, 3rd, 4th quarter scores and totals.

Start FG - BYU 2nd-00-26, POR 2nd-01-48.
Largest lead - BYU by 22 2nd-07:52, POR by 4 2nd-16:03.

Official Basketball Box Score -- Game Totals -- Final Statistics

Loyola Marymount vs BYU
01/19/12 6:35 pm at Provo, Utah, Marriott Center

Loyola Marymount 82 - 11-8, 4-2

Box score table for Loyola Marymount vs BYU. Columns include Player, FG, FGA, FT, FTA, Rebounds, PF, TP, A TO Bk, Stl, Min. Loyola Marymount totals: 23-53, 7-22, 29-36, 9-33, 42-25, 82-13, 14-4, 10-20, 20-20.

FG % 1st Half: 13-31 41.9% 2nd Half: 10-22 45.5% Game: 23-53 41.2%
3FG % 1st Half: 4-13 30.8% 2nd Half: 3-9 33.3% Game: 7-22 31.8%

BYU 68 - 16-5, 5-2

Box score table for BYU 68 - 16-5, 5-2. Columns include Player, FG, FGA, FT, FTA, Rebounds, PF, TP, A TO Bk, Stl, Min. BYU totals: 23-60, 2-25, 20-28, 9-24, 33-24, 68-13, 12-2, 7-20, 20-20.

FG % 1st Half: 11-31 35.5% 2nd Half: 12-29 41.4% Game: 23-60 38.3%
3FG % 1st Half: 0-2 0.0% 2nd Half: 2-13 15.4% Game: 2-15 8.0%

Officials: Glen Mayberry, Marc A. Beasley, Daryl Gelinas
Technical fouls: Loyola Marymount-None, BYU-None.
Attendance: 12751

Score by periods table for Loyola Marymount vs BYU. Shows 1st, 2nd, 3rd, 4th quarter scores and totals.

Start FG - LMU 2nd-04-45, BYU 2nd-00-38.
Largest lead - LMU by 15 2nd-03:11, BYU by 4 1st-17:07.

Official Basketball Box Score -- Game Totals -- Final Statistics

Saint Mary's vs BYU
01/28/12 7:05 pm at Provo, Utah, Marriott Center

Saint Mary's 80 - 21-2, 10-0

Box score table for Saint Mary's vs BYU. Columns include Player, FG, FGA, FT, FTA, Rebounds, PF, TP, A TO Bk, Stl, Min. Saint Mary's totals: 24-43, 7-15, 25-33, 10-25, 32-22, 80-13, 24-1, 8-20, 20-20.

FG % 1st Half: 15-28 53.6% 2nd Half: 9-15 60.0% Game: 24-43 55.8%
3FG % 1st Half: 5-13 38.5% 2nd Half: 2-5 40.0% Game: 7-18 38.9%

BYU 66 - 18-6, 6-3

Box score table for BYU 66 - 18-6, 6-3. Columns include Player, FG, FGA, FT, FTA, Rebounds, PF, TP, A TO Bk, Stl, Min. BYU totals: 25-61, 2-13, 14-22, 17-13, 30-26, 66-9, 15-3, 13-20, 20-20.

FG % 1st Half: 10-27 37.0% 2nd Half: 8-14 57.1% Game: 18-41 44.1%
3FG % 1st Half: 1-7 14.3% 2nd Half: 1-6 16.7% Game: 2-13 15.4%

Officials: Frank Harvey, James Giron, Glen Mayberry
Technical fouls: Saint Mary's-TEAM, BYU-TEAM 2.
Attendance: 27200

Score by periods table for Saint Mary's vs BYU. Shows 1st, 2nd, 3rd, 4th quarter scores and totals.

Start FG - SMY 2nd-02-45, BYU 2nd-00-12.
Largest lead - SMY by 22 2nd-16:49, BYU by 2 1st-17:04.

Official Basketball Box Score -- Game Totals -- Final Statistics

Pepperdine vs BYU
02/11/12 4:05 pm at Provo, Utah, Marriott Center

Pepperdine 48 - 8-17, 2-12

Box score table for Pepperdine vs BYU. Columns include Player, FG, FGA, FT, FTA, Rebounds, PF, TP, A TO Bk, Stl, Min. Pepperdine totals: 21-63, 2-16, 4-11, 14-25, 39-16, 48-14, 17-1, 8-20, 20-20.

FG % 1st Half: 10-34 29.4% 2nd Half: 11-29 37.9% Game: 21-63 33.3%
3FG % 1st Half: 1-4 25.0% 2nd Half: 1-8 12.5% Game: 2-12 16.7%

BYU 86 - 21-6, 9-3

Box score table for BYU 86 - 21-6, 9-3. Columns include Player, FG, FGA, FT, FTA, Rebounds, PF, TP, A TO Bk, Stl, Min. BYU totals: 27-65, 11-32, 20-24, 15-31, 46-12, 86-20, 12-7, 10-20, 20-20.

FG % 1st Half: 14-32 43.8% 2nd Half: 13-33 39.4% Game: 27-65 41.5%
3FG % 1st Half: 6-16 37.5% 2nd Half: 6-16 37.5% Game: 12-32 37.5%

Officials: Tom Wood, Bobby McKay, Michael Rapp
Technical fouls: Pepperdine-None, BYU-None.
Attendance: 19008

Score by periods table for Pepperdine vs BYU. Shows 1st, 2nd, 3rd, 4th quarter scores and totals.

Start FG - PEP 2nd-00-38, BYU 2nd-03-03.
Largest lead - PEP None, BYU by 46 2nd-03:03.

Official Basketball Box Score -- Game Totals -- Final Statistics
BYU vs San Francisco
02/16/12 7:00 PM at San Francisco, CA; War Memorial Gym

BYU 85 • 22-6,10-3 WCC

#	Player	Total		3-Ptr		Rebounds			PF	TP	A	TO	Blk	Stl	Min
		FG	FGA	FG	FGA	Off	Def	Tot							
00	DAVIES, Brandon	* 3-7	0-0	0-0	0	5	5	4	6	2	2	2	1	21	
01	ABOUO, Charles	* 6-11	3-6	0-0	2	4	6	2	15	4	2	0	1	34	
10	CARLINO, Matt	* 13-19	4-7	0-1	0	4	4	1	30	3	3	0	4	37	
20	WINDER, Anson	* 3-5	0-0	2-2	0	6	6	2	8	2	1	0	1	22	
34	HARTSOCK, Noah	* 7-13	0-0	2-2	1	1	2	2	16	1	3	2	0	35	
02	CUSICK, Craig	0-2	0-1	1-2	0	0	0	1	1	2	0	0	1	13	
12	SHARP, Josh	0-1	0-0	0-0	0	0	0	1	0	0	0	0	0	2	
13	ZYLSTRA, Brock	1-5	0-3	1-2	1	3	4	0	3	1	1	0	1	18	
33	AUSTIN, Nate	3-4	0-0	0-0	1	2	3	5	6	0	0	1	1	18	
	Team				2	0	2								
	Totals	36-67	7-17	6-9	7	25	32	18	85	15	12	5	10	200	

FG % 1st Half: 20-35 57.1% 2nd half: 16-32 50.0% Game: 36-67 53.7% Deadball Rebounds: 2
 3FG % 1st Half: 6-10 60.0% 2nd half: 1-7 14.3% Game: 7-17 41.2%
 FT % 1st Half: 3-5 60.0% 2nd half: 3-4 75.0% Game: 6-9 66.7%

San Francisco 84 • 17-11, 7-7 WCC

#	Player	Total		3-Ptr		Rebounds			PF	TP	A	TO	Blk	Stl	Min
		FG	FGA	FG	FGA	Off	Def	Tot							
05	WILLIAMS, Michael	* 2-10	1-6	0-4	0	1	1	0	5	1	1	0	0	26	
13	GREEN, Rashad	* 5-14	1-4	1-1	2	5	7	4	12	1	3	0	1	34	
22	BLACKWELL, Perris	* 9-11	0-0	0-3	5	6	11	3	18	1	5	0	1	34	
32	CALOJARO, Angelo	* 7-13	3-8	6-6	1	5	6	1	23	5	1	2	2	38	
45	DOOLIN, Cody	* 6-11	4-8	0-0	1	5	6	1	16	7	2	0	0	35	
02	JOHNSON, Avery	0-1	0-1	0-0	0	0	0	2	0	1	0	0	0	7	
25	DICKERSON, Cole	4-9	1-4	1-1	4	2	6	0	10	1	2	1	1	23	
30	WEY, Jay	0-0	0-0	0-0	0	0	0	0	0	0	1	0	0	2	
31	HOFFMANN, Gavin	0-1	0-1	0-0	0	0	0	0	0	0	0	0	0	1	
	Team				4	1	5								
	Totals	33-70	10-32	8-15	17	25	42	11	84	17	14	4	5	200	

FG % 1st Half: 17-30 56.7% 2nd half: 16-40 40.0% Game: 33-70 47.1% Deadball Rebounds: 2
 3FG % 1st Half: 6-14 42.9% 2nd half: 4-18 22.2% Game: 10-32 31.3%
 FT % 1st Half: 4-7 57.1% 2nd half: 4-8 50.0% Game: 8-15 53.3%

Officials: Dick Cartmell, Tony Padilla, Deron White
 Technical fouls: BYU-None. San Francisco-None.
 Attendance: 2875

Score by periods	1st	2nd	Total
BYU	49	36	85
San Francisco	44	40	84

Last FG - BY 2nd-00:21, USF 2nd-00:47.
 Largest lead - BY by 11 1st-12:11, USF by 1 2nd-00:47.

Points	In	Off	2nd	Fast
	Paint	T/O	Chance	Break
BYU	38	12	10	0
USF	42	14	12	0

Score tied - 0 times.
 Lead changed - 2 times.



2011-12 SEASON STATS
BYU Combined Team Statistics (as of Feb 16, 2012)
All games

RECORD:	OVERALL	HOME	AWAY	NEUTRAL
ALL GAMES	22-6	12-3	7-2	3-1
CONFERENCE	10-3	5-2	5-1	0-0
NON-CONFERENCE	12-3	7-1	2-1	3-1

##	Player	gp-gs	min	avg	Total		3-Point		F-Throw		Rebounds				pf	dq	a	to	blk	stl	pts	avg
					fg-fga	fg%	3fg-fga	3fg%	ft-fa	ft%	off	def	tot	avg								
34	HARTSOCK, Noah	28-28	890	31.8	180-318	.566	9-28	.321	113-133	.850	38	116	154	5.5	60	0	44	44	47	24	482	17.2
00	DAVIES, Brandon	28-28	780	27.9	144-293	.491	0-1	.000	106-150	.707	67	153	220	7.9	88	3	63	76	37	39	394	14.1
10	CARLINO, Matt	18-17	491	27.3	88-201	.438	33-95	.347	35-45	.778	8	52	60	3.3	42	2	80	43	6	27	244	13.6
01	ABOUO, Charles	28-28	741	26.5	103-235	.438	37-95	.389	73-97	.753	53	117	170	6.1	74	2	79	50	7	31	316	11.3
13	ZYLSTRA, Brock	27-24	754	27.9	76-166	.458	41-108	.380	28-44	.636	25	87	112	4.1	50	0	55	41	3	34	221	8.2
21	ROGERS, Stephen	15-2	233	15.5	41-86	.477	16-44	.364	10-15	.667	3	26	29	1.9	19	1	23	13	6	9	108	7.2
20	WINDER, Anson	27-10	446	16.5	40-104	.385	20-67	.299	22-35	.629	3	41	44	1.6	27	0	52	25	3	29	122	4.5
33	AUSTIN, Nate	28-0	357	12.8	49-87	.563	6-17	.353	18-37	.486	42	64	106	3.8	72	3	11	16	11	8	122	4.4
24	HARRISON, Damarcus	24-0	226	9.4	32-95	.337	11-43	.256	8-16	.500	6	19	25	1.0	19	0	14	21	1	12	83	3.5
02	CUSICK, Craig	28-3	449	16.0	28-66	.424	18-41	.439	16-25	.640	2	32	34	1.2	31	0	55	19	0	22	90	3.2
12	SHARP, Josh	22-0	172	7.8	9-21	.429	1-5	.200	14-23	.609	13	20	33	1.5	18	0	11	12	2	3	33	1.5
14	MARTINEAU, Nick	15-0	49	3.3	5-13	.385	3-5	.600	1-2	.500	1	6	7	0.5	1	0	6	3	0	2	14	0.9
05	COLLINSWORTH, Chri	2-0	12	6.0	0-2	.000	0-1	.000	0-0	.000	0	1	1	0.5	3	0	1	3	1	0	0	0.0
Team											51	52	103		1		3					
Total.....		28	5600		795-1687	.471	195-550	.355	444-622	.714	312	786	1098	39.2	505	11	494	369	124	240	2229	79.6
Opponents.....		28	5573		659-1626	.405	183-598	.306	345-525	.657	280	673	953	34.0	529	-	382	438	81	178	1846	65.9

TEAM STATISTICS	BY	OPP	Date	Opponent	Score	Att.
SCORING	2229	1846	11/11/11	at Utah State	L 62-69	10270
Points per game	79.6	65.9	11/15/11	BYU-HAWAII	w 73-52	13435
Scoring margin	+13.7	-	11/18/11	LONGWOOD	w 92-60	10173
FIELD GOALS-ATT	795-1687	659-1626	11/22/11	PRAIRIE VIEW A&M	w 90-51	11760
Field goal pct	.471	.405	11/25/11	vs Nevada	w 76-55	3424
3 POINT FG-ATT	195-550	183-598	11/26/11	vs Wisconsin	L 56-73	2634
3-point FG pct	.355	.306	11/30/11	vs Northern Arizona	w 87-52	3215
3-pt FG made per game	7.0	6.5	12/03/11	vs Oregon	w 79-65	12845
FREE THROWS-ATT	444-622	345-525	12/07/11	WEBER STATE	w 94-66	11676
Free throw pct	.714	.657	12/10/11	at Utah	w 61-42	10327
F-Throws made per game	15.9	12.3	12/17/11	BAYLOR	L 83-86	22700
REBOUNDS	1098	953	12/20/11	BUFFALO	w 93-78	9632
Rebounds per game	39.2	34.0	12/22/11	UC SANTA BARBARA	w 89-75	10670
Rebounding margin	+5.2	-	12/27/11	CAL STATE SAN MARCOS	w 79-51	13007
ASSISTS	494	382	* 12/29/11	at Saint Mary's (CA)	L 82-98	3500
Assists per game	17.6	13.6	* 12/31/11	SAN DIEGO	w 88-52	16369
TURNOVERS	369	438	* 01/05/12	at Loyola Marymount	w 73-65	3073
Turnovers per game	13.2	15.6	* 01/07/12	SAN FRANCISCO	w 81-56	14823
Turnover margin	+2.5	-	* 01/14/12	SANTA CLARA	w 95-78	16116
Assist/turnover ratio	1.3	0.9	* 01/16/12	at San Diego	w 82-63	3204
STEALS	240	178	* 01/19/12	LOYOLA MARYMOUNT	L 68-82	12751
Steals per game	8.6	6.4	* 01/21/12	at Pepperdine	w 77-64	3104
BLOCKS	124	81	01/25/12	at Virginia Tech	w 70-68	9231
Blocks per game	4.4	2.9	* 01/28/12	SAIN'T MARY'S	L 66-80	22700
ATTENDANCE	224077	71861	* 02/02/12	GONZAGA	w 83-73	19257
Home games-Avg/Game	15-14938	9-5527	* 02/04/12	at Portland	w 79-60	4159
Neutral site-Avg/Game	-	4-5530	* 02/11/12	PEPPERDINE	w 86-48	19008
			* 02/16/12	at San Francisco	w 85-84	2875

Score by Periods	1st	2nd	Totals
BYU	1043	1186	2229
Opponents	847	999	1846

* = Conference game



2011-12 SEASON STATS
BYU Combined Team Statistics (as of Feb 16, 2012)
Conference games

RECORD:	OVERALL	HOME	AWAY	NEUTRAL
ALL GAMES	10-3	5-2	5-1	0-0
CONFERENCE	10-3	5-2	5-1	0-0
NON-CONFERENCE	0-0	0-0	0-0	0-0

##	Player	gp-gs	min	avg	Total		3-Point		F-Throw		Rebounds				pf	dq	a	to	blk	stl	pts	avg
					fg-fga	fg%	3fg-fga	3fg%	ft-fga	ft%	off	def	tot	avg								
00	DAVIES, Brandon	13-13	392	30.2	79-153	.516	0-0	.000	62-93	.667	32	82	114	8.8	43	1	32	43	21	22	220	16.9
34	HARTSOCK, Noah	13-13	409	31.5	79-147	.537	2-11	.182	55-64	.859	13	50	63	4.8	31	0	17	30	15	9	215	16.5
10	CARLINO, Matt	13-13	350	26.9	61-142	.430	20-65	.308	26-34	.765	6	36	42	3.2	30	2	56	28	4	18	168	12.9
01	ABOUO, Charles	13-13	345	26.5	45-106	.425	15-43	.349	35-44	.795	17	47	64	4.9	36	2	38	13	2	13	140	10.8
13	ZYLSTRA, Brock	12-9	346	28.8	30-65	.462	14-42	.333	16-27	.593	14	46	60	5.0	24	0	21	17	1	16	90	7.5
33	AUSTIN, Nate	13-0	180	13.8	23-43	.535	2-8	.250	10-20	.500	27	29	56	4.3	35	2	6	5	4	5	58	4.5
02	CUSICK, Craig	13-0	236	18.2	17-39	.436	13-22	.591	7-12	.583	1	16	17	1.3	13	0	23	10	0	15	54	4.2
20	WINDER, Anson	13-4	186	14.3	18-47	.383	8-28	.286	9-12	.750	1	22	23	1.8	18	0	17	8	0	17	53	4.1
24	HARRISON, Damarcus	10-0	62	6.2	8-26	.308	3-10	.300	1-1	1.000	2	8	10	1.0	6	0	3	8	0	3	20	2.0
14	MARTINEAU, Nick	4-0	17	4.3	3-6	.500	2-3	.667	0-0	.000	0	1	1	0.3	0	0	0	0	0	0	8	2.0
21	ROGERS, Stephen	5-0	35	7.0	3-12	.250	1-6	.167	2-2	1.000	1	6	7	1.4	5	0	5	2	1	1	9	1.8
12	SHARP, Josh	10-0	42	4.2	0-3	.000	0-1	.000	10-14	.714	3	3	6	0.6	4	0	2	2	2	1	10	1.0
Team																						
Total.....		13	2600		366-789	.464	80-239	.335	233-323	.721	146	365	511	39.3	246	7	220	168	50	120	1045	80.4
Opponents.....		13	2573		312-759	.411	82-291	.282	197-293	.672	135	322	457	35.2	258	-	183	200	36	94	903	69.5

TEAM STATISTICS	BY	OPP	Date	Opponent	Score	Att.
SCORING	1045	903	* 12/29/11	at Saint Mary's (CA)	L 82-98	3500
Points per game	80.4	69.5	* 12/31/11	SAN DIEGO	w 88-52	16369
Scoring margin	+10.9	-	* 01/05/12	at Loyola Marymount	w 73-65	3073
FIELD GOALS-ATT	366-789	312-759	* 01/07/12	SAN FRANCISCO	w 81-56	14823
Field goal pct	.464	.411	* 01/14/12	SANTA CLARA	w 95-78	16116
3 POINT FG-ATT	80-239	82-291	* 01/16/12	at San Diego	w 82-63	3204
3-point FG pct	.335	.282	* 01/19/12	LOYOLA MARYMOUNT	L 68-82	12751
3-pt FG made per game	6.2	6.3	* 01/21/12	at Pepperdine	w 77-64	3104
FREE THROWS-ATT	233-323	197-293	* 01/28/12	SAINT MARY'S	L 66-80	22700
Free throw pct	.721	.672	* 02/02/12	GONZAGA	w 83-73	19257
F-Throws made per game	17.9	15.2	* 02/04/12	at Portland	w 79-60	4159
REBOUNDS	511	457	* 02/11/12	PEPPERDINE	w 86-48	19008
Rebounds per game	39.3	35.2	* 02/16/12	at San Francisco	w 85-84	2875
Rebounding margin	+4.2	-				
ASSISTS	220	183				
Assists per game	16.9	14.1				
TURNOVERS	168	200				
Turnovers per game	12.9	15.4				
Turnover margin	+2.5	-				
Assist/turnover ratio	1.3	0.9				
STEALS	120	94				
Steals per game	9.2	7.2				
BLOCKS	50	36				
Blocks per game	3.8	2.8				
ATTENDANCE	121024	19915				
Home games-Avg/Game	7-17289	6-3319				
Neutral site-Avg/Game	-	0-0				

* = Conference game

Score by Periods	1st	2nd	Totals
BYU	498	547	1045
Opponents	425	478	903

