

**Game 32 vs. BYU
WCC Championship**

Date/Tipoff: Sat., March 7, 2015 / 8 pm
Where: Orleans Center (Las Vegas, Nev.)
TV: ESPN2 (Beth Mowins, Stan Heath)
Radio: KDOW 1220 am, SantaClaraBroncos.com
Series Record: BYU leads 23-5
First Meeting: BYU won 65-59 Dec. 21, 1951 in Provo
Last Meeting: BYU won 78-57 in Provo on 1-31-15

Santa Clara Broncos

Head Coach: Kerry Keating, 8th year (Seton Hall, 1993)
2014-15: 14-17, 7-11 WCC (9-6 H, 3-9 A, 2-2 N)
Keating's SCU/Overall Record: 128-138 (8th Year)
Associate Coach: Sam Scholl (San Diego, '01)
Assistant Coaches: Jesse Pruitt (UC Davis, '05)
 Steve Snell (Radford, '90)
DBO: Brandon Rosenthal (St. John Fisher College, '10)
Video Coordinator: Kyle Bailey (Santa Clara '05)

BYU Cougars

Coach: Dave Rose, 10th year (Houston, 1983)
2014-15 Record: 23-8, 13-5 WCC (13-3 H, 8-3 A, 2-2 N)
BK SID: Kyle Chilton (kyle_chilton@byu.edu)

2014-15 Santa Clara Schedule/Results

Date	Opponent	Time
Nov. 7	># CSU EAST BAY	82-72
Nov. 14	>CSU FULLERTON	89-72
Nov. 15	~ SAN DIEGO CHRISTIAN	70-58
Nov. 19	>* at Utah State	54-60
Nov. 24	>& at Michigan State	79-52
Nov. 27	>& vs. Tennessee	57-64
Nov. 28	>\$ vs. Rhode Island	66-44
Nov. 30	>% vs. Rider	68-60
Dec. 6	! at San Jose State	61-50
Dec. 13	! WASHINGTON ST.	76-67
Dec. 17	+CPU defeated Northeastern (at SCU)	60-58
Dec. 20	+~ NORTHEASTERN	72-78
Dec. 23	+CAL POLY	58-69
Dec. 27	~-= at Saint Mary's	60-73
Dec. 29	^ at Pacific	57-40
Jan. 1	++ BYU	46-81
Jan. 3	!^ SAN DIEGO	59-56
Jan. 8	^ at Portland	61-78
Jan. 10	~* at No. 6/7 Gonzaga	57-79
Jan. 13	ST. KATHERINE	77-63
Jan. 17	~-= SAN FRANCISCO	70-64
Jan. 22	! LMU	65-62
Jan. 24	~-= PEPPERDINE	60-57
Jan. 29	^ at San Diego	64-69
Jan. 31	!+ at BYU	57-78
Feb. 5	& No. 2 GONZAGA	63-77
Feb. 7	~^ PORTLAND	54-74
Feb. 12	!- at San Francisco	62-69
Feb. 19	^ at Pepperdine	55-64
Feb. 21	~^ at LMU	70-63
Feb. 26	^ PACIFIC	57-64
Feb. 28	~^ SAINT MARY'S	71-70
Mar. 6	?+~ vs. LMU	85-54
Mar. 7	?&! vs. BYU	8 pm

Home games are in BOLD CAPS and played at the Leavey Center. All times listed are Pacific and subject to change.

- WCC; # - Exhibition game.; ? WCC Tournament
 TV: & - ESPN2; % - ESPN3; \$ - ESPNU; & - Big Ten Network;
 + - 48th Cable Car Classic - Comcast CA; ` - Comcast BA;
 ^ - WTIV; + - BYUTV; * - Root.
 Radio: ! - KDOW; ~ - KLIV; > - SantaClaraBroncos.com website

Michelle Young / Santa Clara Basketball SID

OFFICE: (408) 544-2114
CELL: (408) 642-9117
E-MAIL: myoung@scu.edu



SANTA CLARA

Santa Clara Advances To Play BYU At WCC Championship

With a convincing 85-54 victory over LMU on Friday night, Santa Clara advanced to the quarterfinals of the West Coast Conference Championship. The Broncos will now face No. 2 seed BYU on Sat., March 7 in Las Vegas at the Orleans Arena. The 8 pm game with the Cougars will be televised live on ESPN2 with Beth Mowins and Stan Heath making the call. It will also be broadcast live on KDOW 1220 AM and the Bronco website, SantaClaraBroncos.com, as part of the Bronco Radio Network. David Gentile is serving as the Broncos' play-by-play announcer throughout the tournament. The SCU Video Manager, Gentile is a 2012 Gonzaga graduate who has broadcast Bronco baseball and men's and women's soccer the last two years. Prior to coming to Santa Clara he did two seasons of minor league baseball.

The Two Of Us

SCU is 14-17 and finished 7-11 in the WCC. Santa Clara shot 55.0 percent in the 31-point victory over LMU, getting 19 points from both Jared Brownridge and Brandon Clark. Brownridge was 5 of 8 from beyond the arc. Jarvis Pugh added a career-high 12 points with seven boards and six assists.

Clark is averaging 15.6 ppg after scoring 16.9 ppg in 2013-14. Brownridge is averaging 15.5 ppg after leading the team with 17.2 ppg last year. Brownridge has scored double figures 27 times this year and Clark follows closely with 26 games. Clark has led the team in scoring 16 times this year, Brownridge 15, Matt Hubbard twice and Nate Kratch once. Denzel Johnson and Jalen Richard both had a team-high 13 points at Portland to finish out the game scoring leaders.

BYU is 23-8 and finished 13-5 in the WCC. BYU finished the regular season with a bang, beating then-No. 3 Gonzaga 73-70 in Spokane last Saturday. BYU features four players who average double figures: Tyler Haws (21.9), Kyle Collinsworth (13.5), Anson Winder (13.3) and Chase Fischer (13.0).

Our Opponent

BYU leads the all-time series with SCU 23-5. SCU has lost 12 straight games to the Cougars. The Broncos will be facing BYU in the West Coast Conference Championship for the first time. The Broncos' last series win came on Dec. 2, 1972 when they defeated No. 12 BYU, 66-64, in Provo. The Broncos' last win vs. BYU in Santa Clara came almost 54 years ago and it was back-to-back days. SCU defeated BYU 64-53 on Dec. 8, 1961 and then 71-55 on Dec. 9, 1961.

BYU won both games against the Broncos this year. The Cougars won 81-46 in Santa Clara on New Year's Day and then 78-57 on Jan. 31 in Provo.

Quickly

A Communication major, Jared Brownridge works as an EyeBronco reporter for the SCU Media Relations office and hosts his own YouTube series: "Long Walks With Jared". With a couple cameras filming their walk, Brownridge walks around the picturesque Mission campus chatting with his subject. He interviewed WCC Commissioner Lynn Holzman in January. Brownridge has also interviewed Santa Clara University President, Father Michael Engh, and two of his teammates: Dominic Romeo and Brandon Clark. Next up? Former Bronco head coach Carroll Williams. The Bronco head coach from 1970-92, Williams is the second-winningest coach in WCC history with 165 victories to his credit.

Climbing up the career charts, Brandon Clark is the sixth player in school history to score 1,500+ points, dish 400+ assists and make 160+ threes, joining Kevin Foster, Steve Nash, Kyle Bailey, Evan Roquemore and Brian Jones. With 21 points in the win vs. SMC Feb. 28, he became the 13th player to score 1,500 career points. He was the 15th Bronco

Career Points, Assists, Threes

Name (Years)	Pts	Asts	3s Made
Kevin Foster (2008-13)	2,423	464	431
Brian Jones (1996-01)	1,722	517	165
Steve Nash (1992-96)	1,689	510	263
Evan Roquemore (2010-14)	1,615	578	205
Kyle Bailey (2001-05)	1,571	452	225
Brandon Clark (2010-)	1,526	406	163

2014-15 Santa Clara Basketball Roster

No.	Name	Pos.	Hgt.	Wgt.	Yr.	Hometown/High School (Last School)
0	Stephen Edwards	G	6-2	180	Fr.	Muskogee, Okla. / Putnam City West
1	Evan Wardlow	F	6-4	180	Fr.	Lake View Terrace, Calif. / El Camino Real
3	Brandon Clark	G	6-0	170	Sr.	East Chicago, Ind. / Merrillville
4	Jarvis Pugh	G	6-6	205	RS-Fr.	Murphy, Texas / Plano East
5	Jalen Richard	G	6-3	185	So.	San Tan Valley, Ariz. / Poston Butte
10	Kai Healy	G	6-5	210	Fr.	Wahroonga (Sydney), Australia / The Scots College
20	Denzel Johnson	G	6-4	190	Sr.	Fresno, Calif. / Clovis West
22	Matt Hubbard	F	6-9	210	Fr.	Colville, Wash. / Colville
23	Jared Brownridge	G	6-2	190	So.	Aurora, Ill. / Waubonsie Valley
30	Andrew Papenfus	F	6-5	215	Sr.	Snowmass, Colo. / Aspen
42	Dominic Romeo	F	6-7	240	Gr.	Turlock, Calif. / Pitman
43	Nate Kratch	F	6-6	230	RS-So.	Watertown, Minn. / Watertown-Mayer
44	Yannick Atanga +	F	6-8	225	Sr.	Yaounde, Cameroon / Besant Hill School (Ojai, Calif.)
50	Emmanuel Nduanya	C	6-9	270	RS-Fr.	Anambra, Nigeria / Junipero Serra

+ - out for the season with a torn ACL

to score 1,400 career points (Jan. 29) and the 20th Bronco to score 1,300 points (Jan. 13). Clark joined the 1,000+ list last season when he scored 18 points at Pepperdine on March 1, 2014.

Santa Clara has the top four-year APR average in the WCC. Under Kerry Keating, SCU has had a 100 percent graduation rate the past seven years. The following are expected to graduate in June: Andrew Papenfus, Denzel Johnson, Brandon Clark, Yannick Atanga and Kratch. Atanga will have a double degree in French and political science and hopes to begin a master's degree if his sixth year's granted.

Andrew

The bench erupted like they had won the lottery on Friday night when Andrew Papenfus hit his first basket of the year, a three-pointer, with 1:13 left in the LMU game. He later added two free throws to finish with five points. Papenfus saw his first action of the year at BYU on Jan. 31 after recovering from brain surgery Oct. 6, 2014 to remove a golf-ball sized tumor. He played the final 3:58 of the BYU game, collecting a rebound, a steal and shooting 0-2 from the field. None of those were personal bests for him, but the fact he was on the court less than four months after brain surgery is remarkable. It was an emotional moment for both Papenfus and his teammates and coaches, some of which had tears in their eyes.

Papenfus had a setback on Feb. 2 and after having tests run and consulting with doctors, it was determined he should take a few weeks off from practice and play. The tests run all came back fine and he is healthy, but he had not played since the BYU game when he started Senior Night vs. Saint Mary's. He gave the Broncos a big lift in his five minutes of play when he snarred two steals, a rebound and assist.

Looking back, Papenfus suffered a seizure in mid-June at Santa Clara during a Bronco Basketball camp drill. Tests revealed he had a golf ball sized tumor in the left side of his brain. He was given the choice to wait to have the surgery and play this season or have the surgery immediately. Because they couldn't guarantee it wouldn't up regulate (grow), he decided to have brain surgery as soon as the surgeon could get it on the schedule. "Why take the risk," he said.

The five-hour surgery on Oct. 6, 2014 was done by Dr. Mitch Berger and his team at UCSF in San Francisco. He has shocked doctors with how fast he has been able to recover - he was only in the hospital for four days. He couldn't move his right foot after surgery, but Papenfus quickly graduated from basic physical therapy.

Jarvis

The Santa Clara starting line-up is again expected to be Brandon Clark, Jared Brownridge, Denzel Johnson, Nate Kratch and Jarvis Pugh. Pugh has started four of the last five games in place of Matt Hubbard, who has started 24 games this year. Pugh scored a career-high 12 points with seven boards and five assists vs. LMU on Friday. Coming off the bench due to Senior Day, Pugh collected a career-high 10 rebounds and eight points in the win over Saint Mary's on Feb. 28. Pugh was just a rebound away from his first career double-double when he scored 10 points and nine boards at LMU. A redshirt-freshman, Pugh has played in all 31 games this season, starting 15, and averages 19.3 mpg.

WCC Honors

Three Broncos were honored Tuesday when the WCC announced its league honors.

Jared Brownridge was named First Team All-WCC after becoming the first true Bronco sophomore and just third in WCC history to score 1,000+ career points. It is the seventh time a Keating-player has been honored on the All-WCC First Team and Brownridge is the only sophomore to be honored this year. Averaging 15.6 ppg, Brownridge scored the game winner vs. Saint Mary's on Feb. 28. Starting every game of his career (64), he has scored double figures in 16 straight games. Shooting 85.8 percent from the line, he has made 24 of his 26 FT attempts in the last five games. He is fourth on the season list this year with 87 threes. Brownridge has scored 1,047 career points, good enough for No. 30 on the career list. The WCC Newcomer of the Year, Brownridge led the team with 17.2 ppg his freshman year.

Twice named the WCC Player of the Week this year, Brandon Clark was named to the All-WCC Honorable Mention team for the second straight year. He is just the sixth player in school history to score 1,500+ points (1,526), 160+ threes (163) and 400+ assists (406). Clark became the 13th player in school history to score 1,500+ career points when he scored 21 points in the win over Saint Mary's Feb. 28. It was his 11th 20+ game this season and the 24th of his career. He is 21 of 23 from the free throw line in the last seven games. On the Bronco career list, he is No. 3 in free throw percentage (84.2), No. 5 in free throws made (393), No. 5 in games played (132) and No. 10 in assists (406). He has played in all 132 games of his career, making 68 starts.

Matt Hubbard was named to the WCC All-Freshman team. He is the seventh player under Keating to receive the honor. Hubbard has played in all 31 games, starting 24. He recorded his first career double-double in the victory over San Diego Jan. 3 (12 points, 11 boards). He tied a career-high with 15 points at Gonzaga on Jan. 10, hitting five threes. He also scored 15 vs. Pacific on Dec. 29.

A league-high three Broncos were named to the WCC All-Academic List, including First Team member Nate Kratch. He carries a 3.32 grade point average in Psychology. Kratch will graduate in June, finishing his degree in three years. He will begin grad school in the summer as he has two years left to play after this season.

Andrew Papenfus and Dominic Romeo were also named to the WCC All-Academic Honorable Mention list. Papenfus carries a 3.25 GPA and will graduate in June with a degree in Marketing. Romeo, who graduated Magna cum laude with a 3.84 GPA as a double major in Political Science and Chinese from Notre Dame in

Pronunciation Guide

Yannick Atanga	Yah-nick A-ton-gah
Kai Healey	rhymes with Buy
Nate Kratch	rhymes with Scratch
Emmanuel Ndumanya	E-man-u-l N-do-my-ah
Andrew Papenfus	Pap'in'fus
Jarvis Pugh	Pugh rhymes with shoe

The Last Time a Bronco ... Scored 30 or more points

Brandon Clark (31), vs. Cal St Fullerton, Nov. 14, 2014

Totaled 15 or more rebounds

Yannick Atanga (16), at Portland, Feb. 23, 2013

Recorded a double-double (pts./reb.)

Matt Hubbard (12, 11), vs. San Diego, 1-3-15

2 Recorded a double-double (pts./rebs)

Marc Trasolini (16/10), vs. LMU, Feb. 11, 2010

Troy Payne (12/10), vs. LMU, Feb. 11, 2010

Recorded a 20-point, 20-rebound game

John Bryant (24/27), vs. USD, March 7, 2009

3+ Players with 4+ Threes

Kevin Foster (3), Evan Roquemore (4), Brandon

Clark (4), at LMU, Jan. 12, 2013

The Last Time the Broncos ...

Scored 100 or more points

vs. Simpson (106), 11/10/12

Allowed 100 or more points

vs. Loyola Marymount (104), 2/23/91

Had 50 or more rebounds

vs. San Jose State (50), 11/19/11

Had 25 or more assists

vs. Eastern Washington (25), 11/23/12

Had 10 or more steals

at Pepperdine (12), 3-1-14

Had 10 or more blocks

vs. LMU (11), 1/29/09

Six score in double figures

at CSU Northridge, 12/22/10

Five score in double figures

vs. Northeastern, 12-20-14

Four score in double figures

at LMU, 2-21-15

Defeated an opponent by 20 or more

vs. LMU (31), 85-54, 3-6-15

Defeated a ranked opponent

vs. North Carolina (#4), 77-66, 11/19/04

Defeated a top-10 ranked opponent

vs. North Carolina (#4), 77-66, 11/19/04

All-Time vs. AP Top-25

vs. #1-25:.....	19-87
vs. #1-20:.....	19-75
vs. #1-10:.....	9-53
vs. #1-5:.....	4-33
vs. #1:.....	0-12
(last mtg. vs. No. 1: @Duke won 90-77 12/29/12)	

Highest AP Top-10 win

#4 twice.....	UCLA, 1995;
.....	North Carolina, 2004

First win over a ranked team

1950.....	San Francisco #15
-----------	-------------------

First AP Top-10 win

1964.....	San Francisco #5
-----------	------------------

Last AP Top-10 win

2004.....	North Carolina #4
-----------	-------------------

Spring 2014, carries a 3.8 GPA in his graduate work in Theology. Romeo was named to the Allstate NABC Good Works team in February and will travel to the Final Four in Indianapolis in early April as part of the honor.

Brandon

Brandon Clark has jumped 16 spots on the career points scored list this season and sits at No. 13 with 1,526 career points. He needs 46 points to pass No. 12 Kyle Bailey (1,571, 2001-05). Clark is tied for top honors in the WCC with 15 free throws made vs. Cal State Fullerton on Nov. 14. His 29 points vs. LMU on Jan. 22 are the third-highest total in WCC play this season.

Twice named the WCC Player of the Week this season (Nov. 17, Jan. 24), Clark is an 84.2 percent career free throw shooter. He is No. 3 on the career list; and the record is held by Steve Nash (86.1 percent, 1991-96) with Russ Vrankovich sitting at No. 2 (85.8 percent, 1961-64).

Clark has scored 20+ points in 11 games this year, including 21 at USF and 21 vs. Saint Mary's. Starting 68 career games, Clark has scored double figures 72 times in his career, including 24 games with 20 or more points the past two years. Prior his junior year, Clark hadn't scored 20+ points in a college or high school game since he scored 29 in an AAU game in eighth grade. He has also scored 30 or more three times during his career, including a season-high 31 points vs. CSU-Fullerton on Nov. 14.

Clark had his streak of 25 straight games in double figures ruined on Nov. 19 at Utah State when he scored nine. The streak dated back to Dec. 13, 2013. It was the longest streak for a Bronco since Travis Niesen scored double figures in 22 straight games (Feb. 5, 2005-Jan. 21, 2006).

33rd

With a three-pointer from the elbow at 9:01 in the first half vs. Pacific on Feb. 26, Jared Brownridge became the 33rd Bronco to score 1,000 career points. He scored 567 his freshman year and 480 this year and is already No. 30. Brownridge is the first true sophomore in Santa Clara history and just the third player in WCC history to do so his first two years (no redshirt season). Brownridge is the eighth Bronco to score his 1,000th career point under Kerry Keating. The last to do so: Brandon Clark joined the 1,000+ list last season when he scored 18 points at Pepperdine on March 1, 2014.

The first WCC player was USF's Winford Boynes. He scored 1,074 his first two seasons. He collected a USF freshman record 542 points in 1975-76 and added 532 points in 1976-77. The second was the late Quintin Dailey, also of USF. Dailey scored 393 points his rookie year (1979-80) and 693 his sophomore year when he was named the WCC Player of the Year (1980-81). Kevin Foster scored his 1,000th career point for the Broncos as a redshirt-sophomore on Jan. 22, 2011 vs. Portland (he played six games in 2009-10 before he broke his foot and was redshirted). Foster closed out his Bronco career with 2,423 career points, second only in the WCC to Hank Gather's 2,490 career points.

Brownridge scored double figures in the 16th straight game when he collected 19 vs. LMU. Brownridge has scored 20+ points 20 times in his career. The 2014 WCC Newcomer of the Year, he has started every game he has played in the past two years (64 straight). He has scored double figures 53 times and has yet to be held scoreless. He scored 30+ three times last season but has yet to do it this season.

Brownridge has made 5+ threes 11 times in his career, including seven threes twice last year (vs. La Sierra, 12/14/13 and at Pepperdine, 3/1/14). He has hit 5+ threes vs. LMU in three career games. He led the team with 95 triples a year ago and has hit 87 this season, giving him 181 in his career - good enough for No. 8 on the Bronco career list. He has hit 3+ threes in 33 games, 4+ in 22 games, 5+ in 11 games and 6+ in 5 games. Hitting a three in 59 of 64 career games, Brownridge needs 11 threes to pass No. 7 Ethan Rohde (2002-05, 192). His five career games with no threes include: 0-8 at Pep 2-19-15; 0-5 vs. USD 1-13-15; 0-6 at BYU 2-16-14; 0-1 vs. GU 1-29-14; and 0-3 vs. Sacred Heart 12-18-13.

A preseason All-WCC pick this season, he set seven SCU freshman season records and three single game records last year. His 567 points scored last year shattered the freshman record and placed him at No. 2 all-time in points scored for a Bay Area freshman (list includes SCU, Stanford, Cal, Saint Mary's, USF and Pacific). He finished his freshman year with 24 points vs. Gonzaga in the WCC quarters, as the Broncos fell 77-75 on a last second layup by the Zags' David Stockton.

Brownridge's 5+ 3-Pointers Made Games		
Opponent.....	Date.....	Made/Att.
vs. Bethesda.....	11/8/13.....	5 / 10
at CSU-Fullerton.....	11/16/13.....	5 / 9
vs. La Sierra.....	12/14/13.....	7 / 14
at USF.....	1/25/14.....	5 / 10
at Pepperdine.....	3/1/14.....	7 / 9
vs. Rider.....	11/30/14.....	6 / 11
vs. Washington St.....	12/13/14.....	5 / 10
vs. Cal Poly.....	12/13/14.....	5 / 11
vs. LMU.....	1/22/15.....	6 / 10
at LMU.....	2/21/15.....	6 / 9
vs. LMU.....	3/6/15.....	5 / 8

All-Time Bay Area Freshman Scoring Leaders	
1. Shareef Abdur-Rahim, Cal.....	590
2. Jared Brownridge, SCU.....	567
3. Winford Boynes, USF.....	542
4. Ryan Anderson, Cal.....	539

Denzel

Starting every game this season, Denzel Johnson is the third-leading scorer on the team, averaging 8.5 ppg. Making 42 starts during his career, he started 10 games his freshman year and once his junior year. He has scored double-figures 14 times this year, including a season-high 17 points vs. Saint Mary's. He has one steal in 22 games this year. He collected his 100th career assist on Feb. 19 and played in his 100th career game on Jan. 3.

Johnson and Academy Award winner Denzel Washington share a similar story on their first names. While pregnant with Johnson, the doctor told his parents he was going to be a girl and were thrown two pink baby showers for a girl. When Johnson was born, they were surprised to find out he was a boy and had no name! After a lot of conversation, they chose the name Denzel, after Denzel Washington.

Fast forward to years later, when Johnson's father, C.J., met Denzel Washington. When Johnson told him why they named his son after Washington, the actor laughed. Washington's parents were also told he was going to be a girl and when he was born, they had no name for him. After debating, his parents named him after the doctor who delivered him. Like his namesake, Johnson enjoys his time in front of the camera. Johnson is in his third year of working as an EyeBronco reporter for SCU Media Relations. He is in his second year of hosting Bronco Weekly Sports Wrap, a weekly YouTube show on Bronco Athletics.

Nate

Hitting the books hard, Nate Kratch will graduate in June - finishing his undergrad degree in Psychology in three years. Kratch will begin classwork on a Master's degree in the field of Psychology this fall and has two years of eligibility remaining after redshirting his first year. His career goals include working in the field of Psychology or fitness training. Carrying a 3.32 GPA in Psychology, Kratch was named to the WCC All-Academic First Team on Feb. 27.

Kratch made his first three on his first attempt in his first game for the Broncos last year as he comes from a very athletic family. His maternal grandmother, Dorsey Anderson Dinkla, played professional basketball for the Redheads and was inducted into the Professional Basketball Hall of Fame in New York City at Madison Square Garden last year. She once scored 70 points in a high school game. His dad, Bob, played football at Iowa and went on to win a Super Bowl ring with the New York Giants in 1991. His mother, Kristi, was a high jumper at Iowa and cleared a personal best of 5'11. His older brother, Colby, played tight end at Toledo University and is now a graduate assistant for the Rockets. His younger sister, MacKenzie, strives to be a Division I hockey player. His paternal grandfather played baseball at Long Island University and two Kratch Uncles played football at Cornell and Central College.

Matt

Matt Hubbard is the only Bronco on the active roster with a double-double. With 12 points and a career-high 11 boards, he snared the first of his career vs. San Diego on Jan. 3. With almost 60 family and friends in the stands, Hubbard tied a career-high with 15 points at No. 6/7 Gonzaga on Jan. 10, matching his contribution at Pacific on Dec. 29. He made five threes in nine tries up at the Kennel, also personal bests. Starting 24 games this season, he is second on the team with 4.0 rpg.

As a youngster, Hubbard was like many children, competing in a variety of sports including basketball, baseball, soccer, football and swimming. Hubbard proved to be quite a swimmer at a young age. Living close to the Canadian border, he traveled 25 miles north with his team, the Colville Sharks, for swim meets as part of the British Columbia Summer Swimming Association. As an eight year old he won the Canadian district meet in three events to advance to the Provincial Championships in Burnaby, B.C. At the National meet in August of 2004, Hubbard wore a U.S.A. swimming cap and won both the 50m breaststroke and 50m freestyle titles and finished fourth in the 100 freestyle. "I played a lot of sports. I really liked basketball and after awhile I got tired of swimming," said Hubbard. But Hubbard said he does wonder what might have happened if he had stuck with it.

Dom

One of five Division I men's players, Dominic Romeo was named to the Allstate NABC Good Works Team on Feb. 10. This prestigious award pays tribute to college basketball players at all levels for their impressive commitment to giving back to their communities and positively impacting the lives of those around them. From improving environmental sustainability on college campuses to helping impoverished communities overseas, the service accomplishments of this year's team are some of the most impressive to date. Romeo will attend the 2015 NABC Convention and the Final Four in Indianapolis, where the Good Works team will participate in a community project benefitting the host city. Romeo was also named to the WCC All-Academic Team on Friday.

Playing in six games, in his first season as a walk-on with SCU after graduating from Notre Dame in 2014, Romeo is working on his Master's degree in Theology. He graduated magna cum laude from UND in 2014 with a double major in Chinese and Political Science. He was a walk-on defensive end for the Fighting Irish football team (2012 season).

2014-15 Game-by-Game Starting Lineups

Date	Opponent	Score	G	G	G	F	C
11/07	vs. CSU East Bay (EXH.)	82-72	B. Clark	Brownridge	Edwards	Pugh	Atanga
11/14	vs. Cal State Fullerton	89-72	B. Clark	Brownridge	Johnson	Pugh	Atanga
11/15	vs. San Diego Christian	70-58	B. Clark	Brownridge	Johnson	Pugh	Hubbard
11/19	at Utah State	54-60	B. Clark	Brownridge	Johnson	Pugh	Atanga
11/24	at No. 20 Michigan State	52-79	B. Clark	Brownridge	Johnson	Pugh	Hubbard
11/27	vs. Tennessee	57-64	B. Clark	Brownridge	Johnson	Wardlow	Hubbard
11/28	vs. Rhode Island	44-66	B. Clark	Brownridge	Johnson	Pugh	Hubbard
11/30	vs. Rider	68-60	B. Clark	Brownridge	Johnson	Healy	Hubbard
12/6	at San Jose State	61-50	B. Clark	Brownridge	Johnson	Pugh	Hubbard
12/13	vs. Washington State	76-67	B. Clark	Brownridge	Johnson	Pugh	Hubbard
12/20	vs. Northeastern	72-78	B. Clark	Brownridge	Johnson	Pugh	Hubbard
12/23	vs. Cal Poly	58-69	B. Clark	Brownridge	Johnson	Pugh	Hubbard
12/27	at Saint Mary's	60-73	B. Clark	Brownridge	Johnson	Pugh	Hubbard
12/29	at Pacific	57-40	B. Clark	Brownridge	Johnson	Kratch	Hubbard
1/1	vs. BYU	46-81	B. Clark	Brownridge	Johnson	Kratch	Hubbard
1/3	vs. San Diego	59-56	B. Clark	Brownridge	Johnson	Kratch	Hubbard
1/8	at Portland	61-78	B. Clark	Brownridge	Johnson	Kratch	Hubbard
1/10	at No. 6/7 Gonzaga	57-79	B. Clark	Brownridge	Johnson	Kratch	Hubbard
1/13	vs. St. Katherine	77-63	B. Clark	Brownridge	Johnson	Kratch	Hubbard
1/17	vs. USF	70-64	B. Clark	Brownridge	Johnson	Kratch	Hubbard
1/22	vs. LMU	65-62	B. Clark	Brownridge	Johnson	Kratch	Hubbard
1/24	vs. Pepperdine	60-57	B. Clark	Brownridge	Johnson	Kratch	Hubbard
1/29	at San Diego	64-69	B. Clark	Brownridge	Johnson	Kratch	Hubbard
1/31	at BYU	57-78	B. Clark	Brownridge	Johnson	Kratch	Hubbard
2/5	vs. No. 2 Gonzaga	63-77	B. Clark	Brownridge	Johnson	Kratch	Hubbard
2/7	vs. Portland	54-74	B. Clark	Brownridge	Johnson	Kratch	Hubbard
2/12	at USF	62-69	B. Clark	Brownridge	Johnson	Kratch	Hubbard
2/19	at Pepperdine	55-64	B. Clark	Brownridge	Johnson	Kratch	Pugh
2/21	at LMU	70-63	B. Clark	Brownridge	Johnson	Kratch	Pugh
2/26	vs. Pacific	57-64	B. Clark	Brownridge	Johnson	Kratch	Pugh
2/28	vs. Saint Mary's	71-70	B. Clark	Brownridge	Johnson	Kratch	Pugh
3/6	vs. LMU	85-54	B. Clark	Brownridge	Johnson	Kratch	Pugh

Kai

SCU was expecting to redshirt Kai Healy this year, but announced Nov. 24 he would play this year. He responded with four points and three boards in 19 minutes at Michigan State. He started and scored a key three pointer in Santa Clara's win vs. Rider on Nov. 30. He scored a career-high 12 points vs. Cal Poly on Dec. 23, 2014, hitting five field goals, including two threes (both career highs). He also hit a key three vs. USF on Jan. 17, helping the Broncos to a 70-64 victory. Healy has played in 22 games this season and averages 2.6 ppg, playing 10.5 mpg. He is 8 of 18 from three-point range.

Healy was born in Indianapolis, Ind. and moved to Australia prior to his fourth birthday. His father is a Notre Dame graduate and his mother an Indiana graduate. He is a 2013 graduate of The Scots College in Sydney, Australia. His team lost 82-76 to Lake Ginninderra (LG) in the national high school title game in 2013. Healy had 25 points on 10 of 11 shooting from the field, including making 4 of 5 beyond the arc. Dante Exum scored 19 points with 15 assists for the opposition. LG had a 17-point third quarter time lead reduced to four points inside the final two minutes before collecting the victory. Healy's team defeated Exum's three of the five times they played during their prep career. Exum went on to be the fifth overall pick by Utah in the 2014 NBA Draft.

Yannick: Sixth Year Efforts

The Broncos have been without the services of fifth-year forward Yannick Atanga (6-8, 230) the entire year. He injured his knee in the first half of the season opener vs. Cal State Fullerton and did not play vs. San Diego Christian. He did play 20 minutes at Utah State on Nov. 19. After the game his knee swelled and an MRI determined he had torn his ACL. Atanga had surgery to repair it on Dec. 16. It is expected he will apply for a sixth year. He will graduate in June with a double degree in French and political science with hopes of beginning work on a master's degree this summer.

With a block at Utah State, Atanga sits at No. 5 all-time in SCU history with 94 career blocks. He passed former All-American Kurt Rambis (93, 1976-80). After leading the WCC in rebounds in 2012-13, Atanga was second on the team in rebounds last year with 5.0 rpg and led the team with 30 blocks. He has collected 10+ boards in 11 career games. A native of Yaounde, Cameroon, Atanga spent time playing with the Cameroon National Team in China as part of a four-nation tournament in 2013. Sporting a 7-4 wing span, Atanga dreams of one day working for the United Nations as a peacekeeper in Africa.

The 2015 Signees

Santa Clara head men's basketball coach Kerry Keating announced the 2015 Bronco signing class on Wed., Nov. 12, 2014.

Name	Pos.	Hgt.	Wgt.	Hometown/High School
Matthew Hauser	G	6-1	165	Thousand Oaks, Calif./Thousand Oaks
Henrik Jädersten	F	6-11	230	Sollentuna, Sweden/Solna Gymnasium
Tony Lewis	F	6-8	260	San Antonio, Texas/Central Catholic
Bryson Lockley	F	6-7	195	Houston, Texas/Cy-Fair



Santa Clara Head Coach Kerry Keating

The Broncos feature nine underclassmen, no juniors and three seniors. Entering his eighth season at SCU, Kerry Keating led the Broncos to 14 wins last year. Freshman Jared Brownridge was named the WCC Newcomer of the Year. Brownridge made 95 threes, breaking Kevin Foster's record from 2009 (85). His career record is 114-121. Brandon Clark became the 32nd career Bronco to score 1,000 career points.

Keating led the Broncos to 24+ victories for the second time in three years in 2012-13. Collecting a 26-12 record, the Broncos won the CBI post-season tournament after winning the CIT in 2011. The Broncos' final RPI was No. 68 and record-wise, they claimed the biggest turnaround in Division I basketball. The 26 wins were just one shy of the school record set by the 1968-69 team who collected 27 wins.

SCU won 26 games in 2012-13 after winning 21 regular season games for the first time in almost 20 years. Keating coached two first-team All-WCC members in Marc Trasolini and Kevin Foster. Foster finished as the second-all-time leading scorer in WCC history. In addition to their success on the court, all five seniors graduated in June as well. Keating has seen all 19 of his seniors graduate from Santa Clara during his tenure.

The Broncos combined to break 22 school and WCC records in 2012-13. Foster broke the all-time WCC record for threes made, finishing tied for fourth in Division I history with 431. SCU broke eight individual career records and five individual season records. As a team the Broncos broke eight season records as well. They also led the West Coast Conference in two team categories and two individual categories overall and two team categories and three individual categories in league games.

Keating led the Broncos to 24 wins in 2010-11 – the second most in school history – and the CBI Tournament Championship. Foster was named to the All-WCC First Team and an NABC All-District honoree; Evan Roquemore was named to the Freshman All-WCC Team and Troy Payne was named the WCC Defensive Player of the Year.

The Broncos also set eight team records, seven individual season records, two individual career records and four freshman individual records in 2010-11. Foster's 140 threes were No. 1 nationally and No. 9 all-time in the NCAA. Both Foster and Trasolini scored their 1000th point in 2011 as well. All four seniors – Ben Dowdell, Troy Payne, Nate Mensah and Michael Santos – graduated in June 2011.

Keating led the Broncos to 11 wins in 2009-10 and a fifth-place finish in the league. Trasolini was named all-league and Robert Smith was named to the Freshman All-WCC team.

In 2008-09, Keating led the Broncos to 16 wins and a trip to the West Coast Conference Tournament semi-finals. In addition to Bryant being named the WCC Player of the Year, Kevin Foster was named the WCC Newcomer of the Year. Three Broncos were named to the WCC All-Freshman team with the trio breaking 10 Bronco freshman records.

2009 was a record-setting year for SCU. They won the 2008 Cable Car Classic with an 89-88 overtime win vs. UTEP. Bryant became the first Bronco in school history to score 1,600+ points, grab 1,100+ rebounds and block 200+ shots. Bryant finished his career at SCU No. 1 in rebounds (1,152), No. 1 in blocks (246) and No. 6 in scoring (1,667). He was No. 1 in the country in double-doubles, rebounds per game and total rebounds during regular season play. Foster's 85 three-pointers in 2009-10 broke two-time NBA MVP Steve Nash's Bronco record. Nash set the SCU record in 1995 when he made 84. Foster also broke the single season record for three pointers attempted with 232, breaking the Bronco record set by Kyle Bailey in 2005 when he attempted 198. In addition, Marc Trasolini broke the Bronco record for single season shooting percentage, hitting 68.1% - shattering a 37-year old record set by Mike Stewart in 1972 when Stewart shot 64.7%. Santos and Dowdell were both named to the WCC Academic Honor Roll with the men's team posting a 3.1 GPA in the Spring 2009 quarter.

Keating's first Bronco team won 15 games in 2007-08, finishing fourth in the WCC as the eight-team league sent a record three teams to the 2008 NCAA Tournament. Both Angley and Bryant were named to the WCC First Team. Angley broke the school record for minutes played in a season; and Bryant led the WCC in blocks and rebounds and was second in scoring. Bryant broke the SCU career blocks record, entering his senior year with 162, and single season record for blocks with 76 his junior year. Mitch Henke was named the WCC Postgraduate Male Athlete of the Year.

Keating was named the 14th men's basketball coach in Santa Clara history on April 6, 2007 and was introduced to the media at a press conference on April 9, 2007. Keating came to Santa Clara after serving four seasons as an assistant coach at UCLA, helping the Bruins to Final Four appearances in 2006 and '07. Keating is only the fifth SCU head coach since Bob Feerick took the reigns of the program in 1950 and the first Bronco men's basketball head coach to be hired without having attended or coached as an assistant at SCU since 1926 when Harlan Dykes was hired as head coach.

TOP APR IN THE WCC

Santa Clara has the top four-year APR average in the West Coast Conference. The Broncos had a 985 score last year and scored 1000 again. Under Coach Keating SCU has had a 100% graduation rate in the past seven years. This spring it is expected that Andrew Papenfus, Denzel Johnson, Brandon Clark, Yannick Atanga and Nate Kratch will all graduate. Atanga will have a double degree in French and political science and hopes to begin a master's degree if his sixth year is granted. Kratch is graduating in three years and will begin graduate school this summer. The Broncos haven't had a player transfer in three years.

Bronco Highs and Lows under Keating

Category	Stat	Date
Most Points	106 vs. Simpson	Nov. 10, 2012
Fewest Points	42 at Gonzaga	Feb. 20, 2013
Most Points Allowed	96 at BYU	Feb. 2, 2013
Fewest Points Allowed	32 vs. Sacramento St.	Dec. 6, 2008
Field Goal % High	71.8 at Sacramento St.	Nov. 25, 2007
Field Goal % Low	27.7 at San Diego St.	Nov. 19, 2009
3-Pt. FGM High	14 3x (at USF)	Jan. 17, 2013
3-Pt. FGM Low	1 2x (last: San Diego)	Jan. 11, 2009
3-Pt. FGA High	37 vs. USF	Jan. 8, 2011
3-Pt. FGA Low	4 2x (last: at Gonzaga)	Feb. 20, 2013
FT Made High	37 vs. LMU	Feb. 22, 2011
FT Made Low	2 x (last: at Saint Mary's)	Jan. 9, 2014
FT Attempted High	45 vs. Menlo	Nov. 16, 2009
FT Attempted Low	2 at Saint Mary's	Jan. 9, 2014
Most Rebounds	58 vs. Menlo	Nov. 16, 2009
Fewest Rebounds	17 vs. Rhode Island	Nov. 28, 2014
Most Assists	29 vs. Pepperdine	Jan. 21, 2008
Fewest Assists	4 3x (last: at Gonzaga)	Feb. 20, 2013
Most Turnovers	26 at Minnesota	Dec. 22, 2007
Fewest Turnovers	1 vs. Portland	Feb. 29, 2012
Most Blocks	11 vs. LMU	Jan. 29, 2009
Fewest Blocks	0 (16x: last: vs. Saint Mary's)	Feb. 28, 2015
Most Steals	14 3x (last: at Pacific Union)	Dec. 8 2012
Fewest Steals	1 at USF	Feb. 21, 2009

Keating Record When ...

	2014-15	Career
Overall record	14-17	128-138
WCC record	7-11	46-78
Monday	1-1	20-29
Tuesday	1-1	12-8
Wednesday	0-1	9-17
Thursday	1-8	20-32
Friday	2-1	17-10
Saturday	8-5	44-55
Sunday	1-0	6-10
November	3-4	27-22
December	3-3	35-28
January	5-5	28-40
February	2-5	21-38
March	1-0	14-7
April		2-1
Playing at Home	9-6	77-55
Playing on the Road	3-9	42-66
Playing at Neutral Site	2-2	9-16
Leading at Halftime	11-4	100-38
Trailing at Halftime	0-12	25-94
Tied at Halftime	3-0	6-3
Better FG % than opponent	11-3	103-24
Same FG % as opponent		1-0
Worse FG % than opponent	4-14	27-114
Better 3FG % than opponent	10-4	91-38
Same 3FG % as opponent		2-0
Worse 3FG % than opponent	3-13	34-97
Better FT % than opponent	14-8	79-54
Worse FT % than opponent	0-9	46-84
Same FT % as opponent		2-1
Outrebounded opponent	7-2	90-34
Outrebounded by opponent	7-14	34-93
Rebounding is equal	0-1	3-10

When scoring...

40-49	0-2	0-8
50-59	2-9	10-44
60-69	4-4	32-53
70-79	6-1	46-28
80-89	2-0	33-5
90-99		5-0
100+		2-0

When final margin is...

1 point	1-0	7-8
2 points		5-6
3 points	3-0	11-8
five or less	0-1	13-7
10 or less	4-6	24-43
between 11-20	5-4	41-36
more than 20	1-6	26-23
OT	0-1	6-4
2OT		1-1



44
YANNICK ATANGA
6-8 • 230 • SR • F
YAOUNDE, CAMEROON
BESANT HILL SCHOOL
(OJAI, CALIF.)

Had surgery to repair a torn ACL on Dec. 16 and will be out the rest of the season ... will apply for a sixth year ... had played in 103 games with 41 starts in his career ... missed the first game of his SCU career this season when he didn't dress (ankle) vs. SD Christian (11/15) and didn't play at #20 Michigan St. (11/24) ... top returning shot blocker and rebounder ... passed Kurt Rambis (93) for 5th place on career blocks (94) with 1 at Utah State (11/19) and is 6 shy of becoming the 5th player in school history with 100+ ... has 2+ blocks in 27 career games ... has 10+ rebounds in 11 career games and needs 124 to enter school's top-10 career list ... scored in double-figures once in his career (12, vs. LMU 1/23/12) ... works as a reporter for EyeBronco as well.

2014-15 (SR): Starter in both games played ... 4 reb. in 16 min. in his 40th career start (vs. CS Fullerton 11/14) ... missed the 1st game of his career when he didn't dress vs. SD Christian (11/15) ... returned to starting lineup with 5 pts. in season-high 20 min. with a blk. (94th career) to move into 5th on SCU's career list ahead of Kurt Rambis at Utah State (11/19) ... did not play (knee) at #20 Michigan St. (11/24).

2013-14 (JR): Played in all 33 games with 21 starts ... team leader in blocks (0.91 bpg) and 2nd in rebounding (5.0 rpg) ... made his 20th career start with 10 reb. (11th career 10+ game) vs. San Jose State (11/12) ... had a career-high 2 stl. at CS Fullerton (11/16) ... 2 blk. to reach 70 career (vs. N. Dakota St. 11/29) ... 9 reb. in 17 min. at No. 24 Gonzaga (12/28) ... 8 pts. making 4 of a career-high tying 7 FGA with 6 reb., including 500th career (502) at USF (1/25) ... perfect shooting night (2-2 FG; 3-3 FT) for 7 pts. tying career-high with 3 FTM vs. UOP (2/20) ... season-high 9 pts. on 4-6 FG with his 90th career blk. (at LMU 2/27) ... 7 reb. in 14 min. in WCC tournament win over UOP (3/6).

2012-13 (SO): Played in all 38 games starting 12 ... 10th in WCC in total reb. (6.2 rpg), 5th in offensive reb. (2.4 rpg) and 6th in blks. (1.0 bpg) ... WCC leader in total reb. (7.9 rpg) and offensive reb. (3.3 rpg) in conference-only games ... had 5 games with 10+ reb., including a career-best 16 at Portland (2/23) ... multiple blks. in 13 games tying his career-best with 4 vs. Pepperdine (2/16) ... shot better from the field (50%) than the FT line (46.6%) ... season-high 7 pts. with 9 reb. vs. Simpson (11/10) ... 3 blks. at No. 1 Duke (12/29) ... grabbed 13 reb. with 2 blks. vs. USF (1/2) ... 9 reb. vs. No. 10 Gonzaga (1/5) ... 9 reb., his 5th game with 9+, 5 pts.

and 2 blks. at LMU (1/10) ... had his 7th career double-digit reb. game with 13 vs. Portland (1/31) ... season-high and career-high tying 4 blks. at Pepperdine (2/16) ... career-high 16 reb. in 28 min. at Portland (2/23) ... 10 reb. in 1st round CBI win over Vermont (3/19).

2011-12 (FR): Played in all 30 games with 5 starts ... had multiple blks. in 7 games and led team in blks. and finished No. 5 on SCU freshman blks. list with 24 ... No. 6 on SCU freshman reb. chart with 159 ... shot 51.4% from the field and had a stretch of 6 games where he made 13 of 14 FGA (1/24 to 2/9) ... grabbed season-high 12 reb. and scored 2 pts. in 1st career game (vs. UC Merced 11/11) ... registered his 1st career blk. (at UCSB 11/15) ... Totaled 11 reb. and 5 pts. vs. CS Northridge (12/3) ... made 3 of a career-high 7 FGA scoring 9 pts. with 10 reb. at Washington St. (12/11) ... pulled down 10 boards vs. UOP (12/17) ... made his 1st career start (at Portland 1/5) ... scored career-high 12 pts. on 5-5 FGs and 2-2 FTs with 9 reb. and 2 blks. vs. LMU (1/24) ... had a career-high 4 blks. (vs. Pepperdine 2/23) ... made consecutive starts for the first time with 10 reb. and 4 pts. at LMU (2/25).

2010-11: Redshirted the season.

HIGH SCHOOL: A 2010 graduate of Besant Hill School of Happy Valley in Ojai, Calif. ... played for head coach Randy Bertin and was named the California Interscholastic Federation Southern Section Co-Player of the Year his senior year when he averaged 15.2 ppg, 14.8 rpg and 4.1 bpg ... team was 28-3 his senior year and advanced to the second round of the state playoffs ... nominated for All-American team his senior year ... as a junior helped lead team to CIF Division VI A Championship and averaged 20.4 ppg, 13 rbg and 2.2 apg... was named to the All-CIF first team and won the John Wooden award ... AAU team was Impact Basketball (Pasadena, Calif.).

PERSONAL: Originally from Akonolinga, Cameroon ... first language is French (French is the official language of Cameroon) and English is his second language ... parents are Evina Gaston and the late Effa Ngonon Cecile ... has three siblings: Martial, Ansene and Nicaise ... Ansene plays rugby in France ... At Happy Valley, he participated in the school variety show and project days ... helped renovate an orphanage near his place of birth in Yaounde, Cameroon ... majoring in political science and french.

SEASON HIGHS

Points: 5, at Utah State (Nov. 19, 2014)
Field Goals: 2, at Utah State (Nov. 19, 2014)
Field Goal Att.: 4, at Utah State (Nov. 19, 2014)
3-Pt Field Goals: 0
3-Pt Field Goal Att.: 0
Free Throws: 1, at Utah State (Nov. 19, 2014)
Free Throw Att.: 2, at Utah State (Nov. 19, 2014)
Rebounds: 7, at Utah State (Nov. 19, 2014)
Assists: 0
Blocked Shots: 1, 2x, last: at Utah State (Nov. 19, 2014)
Steals: 0
Minutes: 20, at Utah State (Nov. 19, 2014)

CAREER HIGHS

Points: 12, vs. LMU (Jan. 23, 2012)
Field Goals: 5, vs. LMU (Jan. 23, 2012)
Field Goal Att.: 7, 3x, last: at USF (Jan. 25, 2014)
3-Pt Field Goals: 0
3-Pt Field Goal Att.: 0
Free Throws: 3, 7x, last: at Pepperdine (Mar. 1, 2014)
Free Throw Att.: 7, vs. CS Northridge (Dec. 3, 2011)
Rebounds: 16, at Portland (Feb. 23, 2013)
Assists: 2, vs. Pacific (Dec. 17, 2011)
Blocked Shots: 4, 2x, last: vs. Pepperdine (Feb. 16, 2013)
Steals: 2, at CS Fullerton (Nov. 16, 2013)
Minutes: 30, vs. Pacific (Dec. 17, 2011)

MOST BLOCKED SHOTS, CAREER

1.	John Bryant (2005-09)	246
2.	Marc Trasolini (2008-13)	176
3.	Nick Vanos (1981-85)	159
4.	Jens Gordon (1985-89)	133
5.	Yannick Atanga (2010-pres)	94
6.	Kurt Rambis (1976-80)	93
7.	Robert Garrett (2011-14)	81
8.	Brendan Graves (1994-96)	70

Season records kept since 1978-79

CAREER STATISTICS FOR YANNICK ATANGA

Year	GP	GS	TOTAL FG			3-POINT FG			FREE THROW			REBOUNDS				PF	FO	Ast	TO	Blk	Stl	Pts	Avg		
			FG	FGA	Pct	FG	FGA	Pct	FT	FTA	Pct	Off	Def	Tot	Avg										
2011-12	30	6	471	15.7	37	72	.514	0	0	.000	20	35	.571	69	90	159	5.3	88	5	5	18	24	8	94	3.1
2012-13	38	12	688	18.1	35	70	.500	0	0	.000	27	58	.466	92	142	234	6.2	102	3	8	23	38	11	97	2.6
2013-14	33	21	553	16.8	38	84	.452	0	0	.000	23	45	.511	62	104	166	5.0	94	2	5	20	30	16	99	3.0
2014-15	2	2	36	18.0	2	4	.500	0	0	.000	1	2	.500	3	8	11	5.5	9	1	0	2	2	0	5	2.5
TOTAL	103	41	1748	17.0	112	230	.487	0	0	.000	71	140	.507	226	344	570	5.5	293	11	18	63	94	35	295	2.9



23
JARED BROWNRIDGE
6-2 • 190 • So • G
AURORA, ILLINOIS
WAUBONSIE VALLEY
HIGH SCHOOL

Named First Team All-WCC in 2015 ... starter in all 64 career games played ... averaging 21.0 ppg in 3 career WCC tournament games ... career-high 3 stl. with 19 pts. vs. LMU (3/6) his 16th straight 10+ game to move into 30th in career pts. at SCU (1,047) and ranks 8th in WCC scoring at 15.5 ppg ... hit 5-8 3FG vs. LMU, his 11th game with 5+ and has made at least 1 3FG in 59 games ... 4th on SCU season list with 87 3FG and ranks 2nd in WCC in 3FG and 3FG/GM (2.8) ... is 18-37 3FG (.486) in last 4 GP after going 10-35 3FG (.286) in previous 6 GP to rank 8th in career 3FG with 182 ... has played 35+ min. 20 times to lead team and rank 3rd in WCC with 33.6 mpg ... made 24 of 26 FT (.923) over last 5 GP and ranks 5th in WCC FT% at .858 ... season-high 28 pts., his 6th 20+ game of the season and 20th career, at LMU (2/21) ... 18 pts. vs. Pacific (2/26) to become the 33rd player and 1st true sophomore in school history with 1,000 career ... scored game-winning FG with :07 left in win vs. St. Mary's (2/28) and 2 career game-winners have been against SMC ... tied for 6th in program history with 3 30+ pt. games ... is the 4th Bronco to score 30+ pts. in back-to-back games ... works as an EyeBronco reporter with Media Relations, hosting "Long Walks With Jared".

2014-15 (SO): Started all 31 games ... 3-3 3FG with 2 ast. in a career-low 18 min. due to foul trouble vs. CS Fullerton (11/14) ... 16 pts. making 3-7 3FG, including his 100th career (101) playing a regulation game-high 39 min. vs. SD Christian (11/15) ... 11 pts., reaching 600 career (603) making 3-14 FG with 4 reb. at Utah St. (11/19) ... team-high 12 pts. (3-12 FG) with 5 reb. at #20 Michigan St. (11/24) ... 12 pts. making 3 FG, including his 200th career (201) with 4 reb. (100 career) and 2 ast. in 39 min. vs. Tennessee (11/27) ... 7 pts. with 2 reb. vs. Rhode Island (11/28) ... 27 pts. (15th career 20+ game) on 6-11 3FG making all 4 FT vs. Rider (11/30) ... 20 pts. on 7-10 FG and 2-2 FT with 4 reb. and 2 ast. at SJSU (12/6) ... 25 pts. on 5-10 3FG and 4-4 FT to reach 700 career (706) with 4 ast. and 3 reb. vs. Washington St. (12/13) ... 6-10 FG and 3-4 FT for 18 pts. vs. Northeastern (12/20) ... 19 pts. on 5-11 3FG with 2 ast., including his 100th career, vs. Cal Poly (12/23) ... 7 pts. on 2-12 FG at St. Mary's (12/27) ... 4-6 3FG tying for 10th on SCU career list with 136 for 14 reb. with career-high 8 reb. at UOP (12/29) ... 2 3FG to pass Mitch Burley (137) for 9th on career 3FG list with 138 scoring 10 pts. with 6 ast. vs. BYU (1/1) ... career-high 7 ast. with 4 pts. (0-5 3FG) vs. San Diego (1/3) ... 10 pts. at Portland (1/8) ... 14 pts. to reach 800 career (802) on 5-11 FG and 3 ast. at #6 Gonzaga (1/10) ... hit 2-8 3FG for 16 pts. with 4 ast. vs. St. Katherine (1/13) ... 18 pts. making 10-11 FT (career-highs) ending a personal-best streak of 27 straight, with 6 reb. vs. USF (1/17) ... 6 3FG to reach 150 career (151) for 20 pts. with 4 ast. vs. LMU (1/22) ... 13 pts. making 3-7 3FG with 2 reb. for 150 career and 3 ast. vs. Pepperdine (1/24) ... 13 pts. for

a 2nd straight game with 6 reb. at San Diego (1/29) ... hit 5-11 FG for 16 pts. with 5 reb. and 3 ast. at BYU (1/31) ... 25 pts. on 9-16 FG (4-4 3FG) to reach 900 career (923) with 4 ast. vs. #2 Gonzaga (2/5) ... 10 pts. (2-4 3FG) with 2 ast. vs. Portland (2/7) ... season-high 18 FGA for 14 pts. with 3 reb. and 2 stl. at USF (2/12) ... 18 pts. on 5-14 FG (8-9 FT) and 5th career game without a 3FG (0-8) at Pepperdine (2/19) ... 28 pts. on 7-11 FG (6-9 3FG) and 8-8 FT with 4 reb. and 3 ast. at LMU (2/21) ... 33rd player to score 1,000 career pts. (1,011) with 18 vs. Pacific (2/26) ... game-winning FG with :07 left and 17 pts. vs. St. Mary's (2/28) ... career-high 3 stl. and 19 pts. on 5-8 3FG vs. LMU (3/6).

2013-14 (FR): Named WCC Newcomer of the Year and to the All-Freshman team while earning All-WCC Honorable Mention ... started all 33 games and established 7 season (Pts., Avg., FGM, FGA, 3FM, 3F%, FT%) and 3 game records (Pts., FGM, 3FM) for freshman ... scored 30+ pts. 3 times, including a FR game record 38 (at Pepperdine 3/1) ... became the 7th player in school history with 3 or more 30 pt. games in a season ... the 4th Bronco to score 30+ pts. in back-to-back games (1/18, 1/25) ... was the highest scoring FR in the WCC and 3rd overall with 17.2 ppg ... scored 20+ points 14 times, the 3rd-most by a Bronco since 2000-01 ... played 35+ minutes 17 times to lead team and place 6th in WCC at 33.5 mpg ... just the 2nd Bronco to attempt more than 200 3FGs in a season (Kevin Foster did it 3 times) and had the 4th-highest season total with 218 ... started in his SCU debut with a game-high 25 pts. scoring teams first 5 pts. in each half vs. Bethesda (11/8) ... set a school FR record with 7 3FM (24 pts.) with career-high 7 ast. vs. La Sierra (12/14) ... played a career-high 42 min. scoring 29 pts. vs. LMU (1/4) ... made game-winning 3FG with 1.2 seconds left (23 pts.) at St. Mary's (1/9) ... 1st career foul out at UOP (1/11) ... scored 30 pts. (1st career 30+ pt. game) vs. BYU (1/18) ... 4th SCU player with back-to-back 30 pt. games scoring 30 with 5 3FG at USF (1/25) ... set a school FR record with a career-best 38 pts. tying his FR record with 7 3FG and establishing career-highs with 12 FGM and 22 FGA at Pepperdine (3/1) ... scored 20 pts. making 4-8 3FG in WCC tournament win vs. UOP (3/6) ... game-high 24 pts. on 8-14 FG (4-7 3FG) in WCC quarterfinal loss to Gonzaga (3/8).

HIGH SCHOOL: Played basketball for Steve Weemer at Waubonsie Valley High School in Aurora, Ill. ... played in 29 games his senior year, hitting 72 threes and was 130 for 164 from the free throw line (averaged 21.2 ppg, 1.4 spg and 1.7 apg) ... named to All-Tournament Team at Palatine High School Thanksgiving Tournament and York High School Jack Tosh Christmas Tournament ... All-Conference Team Upstate Eight Conference ... named to Chicago Sun Times, Daily Herald, Naperville Sun and Beacon News All-Area Teams ... Illinois Basketball Coaches Association All-State Third Team and AP Boy's Basketball All-State Teams Honorable Mention ... Waubonsie Valley Varsity Team Co-MVP ... finished as school's all-time leader in 3 pt made (203) and as the second-leading scorer (1,608) ... team was 21-8 and 9-4 in league play his senior year ... scored 33 points in the regional semi-finals win over Metea Valley his senior year ... Brownridge connected on five 3-pointers and scored 29 points in Waubonsie Valley's 66-61 loss to Neuqua Valley in Dec., 2012 ... his junior year he averaged 20.9 points, 4.3 rebounds, 1.7 assists and 1.7 steals a game ... he knocked down 58 from beyond the arc and scored 31 and 30 points in his final two games in the postseason in March, 2012, respectively ... played on the Illinois Wolves AAU team.

PERSONAL: Son of Enos and Kathy Brownridge ... has an older sister named Lauren ... enjoys hanging out with friends, going to the movies and playing pool and ping pong ... majoring in Business.

SEASON HIGHS

Points: 28, at LMU (Feb. 21, 2015)
Field Goals: 9, 2x, last: vs. #2 Gonzaga (Feb. 5, 2015)
Field Goal Att.: 18, at USF (Feb. 12, 2015)
3-Pt FG: 6, 3x, last: at LMU (Feb. 21, 2015)
3-Pt FGA: 11, 3x, last: vs. Pacific (Feb. 26, 2015)
Free Throws: 10, vs. USF (Jan. 17, 2015)
Free Throw Att.: 11, vs. USF (Jan. 17, 2015)
Rebounds: 8, at Pacific (Dec. 29, 2014)
Assists: 7, vs. San Diego (Jan. 3, 2015)
Blocked Shots: 1, 4x, Last: at LMU (Feb 21, 2015)
Steals: 3, vs. LMU (Mar. 6, 2015)
Minutes: 39, 2x, last: vs. Tennessee (Nov. 27, 2014)

CAREER HIGHS

Points: 38, at Pepperdine (Mar. 1, 2014)
Field Goals: 12, at Pepperdine (Mar. 1, 2014)
Field Goal Att.: 22, at Pepperdine (Mar. 1, 2014)
3-Pt Field Goals: 7, 2x, last: at Pepperdine (Mar. 1, 2014)
3-Pt Field Goal Att.: 14, vs. La Sierra (Dec. 14, 2013)
Free Throws: 10, vs. USF (Jan. 17, 2015)
Free Throw Att.: 11, vs. USF (Jan. 17, 2015)
Rebounds: 8, at Pacific (Dec. 29, 2014)
Assists: 7, 2x, last: vs. San Diego (Jan. 3, 2015)
Blocked Shots: 1, 8x, last: at LMU (Feb. 21, 2015)
Steals: 3, 2x, last: vs. LMU (Mar. 6, 2015)
Minutes: 42, vs. LMU (Jan. 4, 2014)

3-PT FIELD GOALS MADE, SCU CAREER

4. Raymond Cowels III (2009-13)..... 219
5. Marion Garnett (1993-97)..... 217
6. Evan Roquemore (2010-14)..... 205
7. Ethan Rohde (2002-05)..... 192
8. **Jared Brownridge (2014-pres)..... 182**
9. Brian Jones (1996-01)..... 165
10. **Brandon Clark (2011-pres)..... 163**

BROWNRIDGE 30-POINT GAMES

- 38 at Pepperdine (Mar. 1, 2014) *SCU FR record*
- 30 at USF (Jan. 25, 2014)
- 30 vs. BYU (Jan. 18, 2014)

CAREER STATISTICS FOR JARED BROWNRIDGE

Year	--- TOTAL FG ---			--- 3-POINT FG ---			FREE THROW			--- REBOUNDS ---															
	GP	GS	Min	Avg	FG	FGA	Pct	FG	FGA	Pct	FT	FTA	Pct	Off	Def	Tot	Avg	PF	FO	Ast	TO	Blk	Stl	Pts	Avg
2013-14	33	33	1107	33.5	183	403	.454	95	218	.436	106	123	.862	11	74	85	2.6	64	1	76	48	4	24	567	17.2
2014-15	31	31	1041	33.6	151	348	.434	87	204	.426	91	106	.858	12	79	91	2.9	56	0	79	47	4	31	480	15.5
TOTAL	64	64	2148	33.6	334	751	.445	182	422	.431	197	229	.860	23	153	176	2.8	120	1	155	95	8	55	1047	16.4



3
BRANDON CLARK
6-0 • 170 • SR • G
EAST CHICAGO, INDIANA
MERRILLVILLE HIGH SCHOOL

Named to the 2014 and '15 All-WCC Honorable Mention team ... has played in all 132 games with 68 starts during his career ... 5th in career GP and passed Steve Nash (3,402) for 9th in career minutes (3,409) ... 19 pts. vs. LMU (3/6) his 25th 10+ game this season and 72nd career to place 7th in WCC scoring at 15.6 ppg ... 3 3FG vs. LMU after 1 in his previous 4 GP ... 13th on all-time scoring list (1,526) has climbed 16 spots since the beginning of the season ... 12-24 FG (.500) last 2 GP after 10-28 FG (.357) in previous 3 GP ... 6th player in school history with 1,500+ pts. and 400+ ast. in career ... 5 ast. vs. LMU, his 9th game with 5+ to lead team and place 8th in WCC with 3.9 apg and ranks 10th in career ast. (406) ... 22-23 FT (.957) in last 7 GP to rank 4th in WCC FT% at .863 ... played a career-high 42 min. at USF (2/12) and ranks 5th in WCC with 32.8 mpg ... twice grabbed a career-high 8 reb. and is 3rd on team with a season career-best 113 total (3.6 rpg) ... 21 pts. vs. St. Mary's (2/28) to reach 1,500 career, his 11th 20+ pt. game this season and 24th career after not having a 20+ pt. game his first 2 seasons ... set a school record for pts. in a season-opener with 31 vs. CS Fullerton (11/14) ... tied for 6th in program history with 3 30+ pt. games.

2014-15 (SR): Starter in all 31 games ... tallied the highest pt. total in a season-opener in program history with 31, his 3rd career 30+ pt. game tying for 6th all-time and passed Dan Weiss (1,070) for 28th in career pts. with 1,073 with career-bests of 15 FTM and 16 FTA and vs. CS Fullerton (11/14) ... 21 pts. passing Brody Angley (1,074) and Raymond Cowels III (1,090) for 26th in career pts. with 1,094 and a career-high 9 ast. vs. SD Christian (11/15) ... 9 pts. to reach 1,100 career (1,103) but ended his streak of 25 straight 10+ games with 6 ast., including 300th career (304) at Utah St. (11/19) ... 9 pts. at #20 Michigan St. (11/24) ... 21 pts. vs. Tennessee (11/27) ... 14 pts. (5-10 FG) vs. Rhode Island (11/28) ... 23 pts. making 8-14 FG and 5-5 FT with 5 reb. and 6 ast. vs. Rider (11/30) ... 10 pts. with 6 reb. and 6 ast. at SJU (12/6) ... 19 pts. passing Nathan Fast (1,182) for 24th on all-time scoring list with 1,199 vs. Washington St. (12/13) ... 10 pts. to reach 1,200 career (vs. Northeastern 12/20) ... 11 pts. with 5 ast. vs. Cal Poly (12/23) ... 3-10 3FG for 24 pts. at St. Mary's (12/27) ... 9 pts. passing Ron Reis (1,246) for 23rd in career scoring with 1,253 with 7 reb. and 6 ast. at UOP (12/29) ... 12 pts. to pass Frank Sobrero and Mitch Burley into 21st in career scoring with 1,265 vs. BYU (1/1) ... 4 ast. passing Harold Keeling (344) for 10th on career list with 347 and his 136th career 3FG tying Nathan Fast for 11th place vs. San Diego (1/3) ... 9 pts. to pass Ralph Ogden (1,280) for 20th in career scoring with 1,287 and tied Mitch Burley for 10th in career 3FG with 137 at Portland (1/8) ... 7 reb. with 4 pts. and 3 ast. at #6 Gonzaga (1/10) ... 22 pts. to reach 1,300 career (1,313) with 3 3FG for 10th on career list with 140 and career-high 8 reb. vs. St. Katherine (1/13) ... 20th career 20+ pt. game with 23 and career-high 8 reb. in 39 min. vs. USF (1/17) ... 29 pts. to pass Marlon Garnett (1,346) and Jens Gordon (1,356) for 18th in career scoring with 1,365 vs. LMU (1/22) ... 13 pts. vs. Pepperdine (1/24) ... scored his 1,400th career pt. with 22 passing Travis Niesen (1,380), Mike Gervasoni (1,393) and Nick Vanos (1,399) for 15th all-time with a career-high 11 3FG in 39 min. at San Diego (1/29) ... 4-16 FG for 11 pts. with 3 reb. at BYU (1/31) ... 10 pts. and 5 ast. vs. #2 Gonzaga (2/5) ... 18 pts. to pass Bud Ogden (1,437) for 14th in career scoring with 1,439 and season-high 3 stl. vs. Portland (2/7) ... 21 pts. (8-16 FG) to pass Mike Stewart (1,446) for 13th in career pts. with 1,460 and 8 ast. in career-high 42 min. at USF (2/12) ... 3-10 FG (0-5 3FG) for 6 pts. with career-high 4 stl. at

Pepperdine (2/19) ... 10 pts. with 4 reb., 3 ast. and 2 stl. at LMU (2/21) ... 10 pts. and 3 ast. vs. Pacific (2/26) ... 21 pts. for 1,500 career (1,507) and 4 ast. for 400 career (401) with 5 reb. vs. St. Mary's (2/28) ... 19 pts. on 7-14 FG (3-5 3FG) with 5 reb. and 5 ast. vs. LMU (3/6).

2013-14 (JR): Honorable mention All-WCC selection ... Started all but one of his 33 GP ... 2nd on team and 4th in WCC scoring (16.9) after not scoring in season opener ... made more FGs (178) and scored more pts. (557) than he did in his first 2 seasons combined ... scored 18 pts. at Pepperdine (3/1) becoming the 32nd Bronco with 1,000 career ... ended the season with 23 straight double-figure scoring games, the longest streak by a Bronco in the last 5 years ... compiled 13 games of 20+ points after not having a 20-pt. game in his first 2 seasons ... team leader in ast. with 116 (3.5 apg) ... scored 20+ in 5 straight games (1/4 to 1/18), joining Kevin Foster ('12-13) and Travis Niesen ('05-06) as the only Broncos since 2000-01 to accomplish that ... career-high 32 pts. vs. No. Dakota St. (11/29) and 30 vs. Sacred Heart (12/18) to become the 13th Bronco with multiple 30-pt. games in a season ... 5th-best FT shooter in the WCC (.868) had a personal-best streak of 18 straight ... scored 20+ for the first time (2/3) (vs. San Jose St. 11/12) ... attempted a career-high 22 FG scoring 23 pts. at CS Fullerton (11/16) ... scored career-high 32 pts. on 10-13 FG vs. N. Dakota St. (11/29) ... career-high tying 5 3FG for 30 pts. vs. Sacred Heart (12/18) ... 20 pts. and the only Bronco to shoot a FT (1-2) at St. Mary's (1/9) ... scored 20+ in a 5th straight game (20) playing a season-high 40 min. vs. BYU (1/18) ... dished his 250th career ast. (at USF 1/25) ... career-high 4 stl. at San Diego (2/8) ... collected his 200th career reb. (at LMU 2/27) ... scored his 1,000th career point with a season-high 8 ast. at Pepperdine (3/1) ... 23rd straight game with 10+ pts. (14) vs. Gonzaga in WCC tournament (3/8).

2012-13 (SO): Played in all 38 games with 1 start ... led team with 11 double-figure scoring games off the bench ... played 20+ minutes in 16 games and averaged 18.5 for the season ... placed 9th in the WCC in FT% (78.4) ... had 102 assists in just 704 total minutes ... season-best 8 ast. in season-opening win vs. Simpson (11/10) ... played a season-high 28 min. scoring 14 pts. vs. Alcorn State (12/21) ... made all 5 FTA and scored 9 pts. at No. 1 Duke (12/29) ... made his only start (5th career) scoring 8 pts. vs. USF (1/2) ... scored season-high 17 pts. making 4-5 3FG at LMU (1/10) ... had 15 pts. vs. Portland (1/31) ... season-high 7 FTM for 15 pts. vs. Pepperdine (2/16) ... 14 pts. at Gonzaga giving him 3 straight double-digit scoring games for the first time (2/20) ... made a season-best 5 FG for 10 pts. in Game 2 of CBI final series at George Mason (4/3).

2011-2012 (FR): Played in all 30 games making 4 starts ... shot a team-best 81.4 percent from FT line (35-43) and averaged 7.0 ppg and 2.3 apg in 21.0 mpg ... averaged 8.3 ppg and tallied 6 of his 7 double-figure scoring games in WCC games ... cracked the top-10 in SCU freshman season records at No. 3 in FT% (81.4), No. 6 in 3FG% (38.1), No. 9 in ast. (68) and No. 10 in 3FGM (32) ... a perfect 4-4 from beyond the arc in his 1st career game vs. UC Merced (11/11) ... hit a big 3 in the New Mexico game, his only bucket in an OT win (11/24) ... had consecutive double-figure scoring games for the first time with 16 at Portland (1/5) and 12 at Gonzaga (1/7) ... made his 1st career start (vs. San Diego 1/12) ... grabbed season-high 5 reb. vs. Portland (2/2) ... started and scored 9 pts. at USF (2/9) ... made his 4th career start playing a season-high 30 min. with a season-best 6 ast. at St. Mary's (2/11) ... scored a season-high 19 points vs. BYU (2/18).

HIGH SCHOOL: A 2011 graduate of Merrillville High School ... named third-team All-State as a senior ... 2011 Northwest Indiana MVP ... two time Indiana Pacer Player of the Month ... ranked 305th in nation by HoopScoop.com ... *Hoosier Basketball Magazine* and Best of the Midwest All-Star ... 4A Class All-Star ... as a senior averaged 15 ppg, 6 apg and 2 spg ... led team to DAC Conference championship in 2011 ... as a junior averaged 12 ppg, 4 apg and 2 spg ... led team to DAC Conference championship in 2010 ... led team to Sectional championship in 2010 ... member of Key Club, S.T.A.N.D., peer mediator and received an honors diploma ... finished in top 10% of class academically ...

PERSONAL: Mother is Kimberly Julkes, associate-director of the East Chicago Public Library, attended Ball State University ... step-father Jeffrey Julkes, Sr. attended Prairie State and is a maintenance furnace planner ... two older sisters: Brittany and Tiffany ... god-brother of guard E'Twann Moore who played at Purdue and is now in his second year with the Orlando Magic ... business management major.

SEASON HIGHS

Points: 31, vs. CS Fullerton (Nov. 14, 2014)
Field Goals: 9, vs. LMU (Jan. 22, 2015)
Field Goal Att.: 21, at San Diego (Jan. 29, 2015)
3-Pt FG: 4, 2x, last: vs. LUM (Jan. 22, 2015)
3-Pt FGA: 11, at San Diego (Jan. 29, 2015)
Free Throws: 15, vs. CS Fullerton (Nov. 14, 2014)
Free Throw Att.: 16, vs. CS Fullerton (Nov. 14, 2014)
Rebounds: 8, 2x, last: vs. USF (Jan. 17, 2015)
Assists: 9, vs. SD Christian (Nov. 15, 2014)
Blocks: 0
Steals: 4, at Pepperdine (Feb. 19, 2015)
Minutes: 42, at USF (Feb. 12, 2015)

CAREER HIGHS

Points: 32, vs. North Dakota St. (Nov. 29, 2013)
Field Goals: 10, vs. North Dakota St. (Nov. 29, 2013)
Field Goal Att.: 22, at CS Fullerton (Nov. 16, 2013)
3-Pt FG: 5, 2x, last: vs. Sacred Heart (Dec. 18, 2013)
3-Pt FGA: 11, at San Diego (Jan. 29, 2015)
Free Throws: 15, vs. CS Fullerton (Nov. 14, 2014)
Free Throw Att.: 16, vs. CS Fullerton (Nov. 14, 2014)
Rebounds: 8, 2x, last: vs. USF (Jan. 17, 2015)
Assists: 9, vs. SD Christian (Nov. 15, 2014)
Blocks: 1, 8x, last: vs. USF (Feb. 15, 2014)
Steals: 4, 3x, last: at Pepperdine (Feb. 19, 2015)
Minutes: 42, at USF (Feb. 12, 2015)

MOST POINTS, SCU CAREER

7. Dennis Awtrey (1967-70).....1,675
8. John Bryant (2005-09).....1,667
9. Lendale Theus (1976-80).....1,643
10. Evan Roquemore (2010-14).....1,627
11. Ken Sears (1951-55).....1,586
12. Kyle Bailey (2001-05).....1,571
13. Brandon Clark (2011-pres).....1,526

CLARK 30-POINT GAMES

- 32 vs. North Dakota St. (Nov. 29, 2013)
- 31 vs. CS Fullerton (Nov. 14, 2014)
- 30 vs. Sacred Heart (Dec. 18, 2013)

CAREER STATISTICS FOR BRANDON CLARK

Year	TOTAL FG			3-POINT FG			FREE THROW			REBOUNDS							PF	FO	Ast	TO	Blk	Stl	Pts	Avg
	GP	GS	Min	FG	FGA	Pct	FG	FGA	Pct	FT	FTA	Pct	Off	Def	Tot	Avg								
2011-12	30	4	630	72	186	.387	32	84	.381	35	43	.814	10	43	53	1.8	62	1	68	53	2	14	211	7.0
2012-13	38	1	704	80	186	.430	27	65	.415	87	111	.784	27	43	70	1.8	65	0	102	57	2	26	274	7.2
2013-14	33	32	1058	178	419	.425	56	160	.350	145	167	.868	26	61	87	2.6	88	0	116	62	4	46	557	16.9
2014-15	31	31	1017	155	416	.373	48	170	.282	126	146	.863	12	101	113	3.6	81	0	120	65	0	27	484	15.6
TOTAL	132	68	3409	485	1207	.402	163	479	.340	393	467	.842	75	248	323	2.4	296	1	406	237	8	113	1526	11.6



0
STEPHEN EDWARDS
6-2 • 180 • FR • G
MUSKOGEE, OKLAHOMA
PUTNAM CITY
WEST HIGH SCHOOL

In his first year with the program ... played in 19 of 31 games off the bench seeing action in each of the first 14 ... played 9 min. at LMU (2/21) after not playing in the previous 4 games ... played 4 min. at BYU (1/31) after missing the previous 4 games ... saw action for the 1st time in 3 games vs. LMU at WCC tournament (3/6) ... also missed games vs. San Diego (1/3) and at Portland (1/8) ... scored 2 pts. vs. St. Katherine (1/13) ending a 7-game scoreless drought and made his first FG in his last 10 GP breaking an 0-8 slump ... played 4 min. at #6 Gonzaga (1/10) after missing the previous 2 games ... made both his FGA in SCU debut scoring 5 pts. vs CS Fullerton (11/14) ... had his most productive game of the season at #20 Michigan St. (11/24) with season-highs in pts. (7), FGM (3), FGA (6) and min. (16) ... played 12 min. vs. BYU (1/1) matching his total from the previous 5 games combined and had 3 FGA, his most since 6 at #20 Michigan St. ... has played a total of 64 min. over his last 13 GP (4.9 mpg) after playing 46 min. in his first 4 games (11.5 mpg) including a season-high 16 at #20 Michigan St.

2014-15 (FR): Played in 19 games averaging 1.3 ppg in 6.5 mpg ... made both FG scoring 5 pts. with 2 reb. in 11 min. in SCU debut vs. CS Fullerton (11/14) ... 4 pts. making 1-2 FG and 2-2 FT in 7 min. vs. SD Christian (11/15) ... played 12 min. going scoreless (0-1 FG) at Utah St. (11/19) ... season-highs in pts. (7), FGM (3), FGA (6) and min. (16) with 1st career stl. and ast. at #20 Michigan St. (11/24) ... did not attempt a shot playing 6 min with 1 reb. and 1 ast. vs. Tennessee (11/27) ... 3 pts. making his only FT (1-2 FG) vs. Rhode Island (11/28) ... missed his only FGA playing 6 min. vs. Rider (11/30) ... 2 pts. (2-2 FT) in 3 min. at SJSU (12/6) ... played 4 min. vs. Washington St. (12/13) ... missed his only shot attempt (3FG) in limited minutes vs. Northeastern (12/20) ... played sparingly vs. Cal Poly (12/23) ... 0-1 FG in 5 min. at St. Mary's (12/27) ... missed his only shot (3FG) at UOP (12/29) ... 0-3 FG with 1 reb. and 1 ast. vs. BYU (1/1) ... played 4 min. at #6 Gonzaga (1/10) ... 2 pts. ending a 7-game scoreless drought on 1-1 FG to snap an 0-8 slump vs. St. Katherine (1/13) ... played 4 min. after missing previous 4 games with 1 pt. (1-2 FT) at BYU (1/31) ... played for the first time in 5 games going 0-1 3FG with 2 reb. and 1 ast. in 9 min. at LMU (2/21) ... played for the 1st time in 3 games with 5 min. (0-1 FG) vs. LMU (3/6).

HIGH SCHOOL: Graduated from Putnam City West High School in Oklahoma

SEASON HIGHS

Points: 7, at #20 Michigan State (Nov. 24, 2014)
Field Goals: 3, at #20 Michigan State (Nov. 24, 2014)
Field Goal Att.: 6, at #20 Michigan State (Nov. 24, 2014)
3-Pt Field Goals: 0
3-Pt Field Goal Att.: 1, 7x, last: at LMU (Feb. 21, 2015)
Free Throws: 2, 2x, last: at San Jose State (Dec. 6, 2014)
Free Throw Att.: 3, at San Jose State (Dec. 6, 2014)
Rebounds: 2, 3x, last: at LMU (Feb. 21, 2015)
Assists: 1, 5x, last: at LMU (Feb. 21, 2015)
Blocked Shots: 0
Steals: 1, at #20 Michigan State (Nov. 24, 2014)
Minutes: 16, at #20 Michigan State (Nov. 24, 2014)

CAREER HIGHS

Points: 7, at #20 Michigan State (Nov. 24, 2014)
Field Goals: 3, at #20 Michigan State (Nov. 24, 2014)
Field Goal Att.: 6, at #20 Michigan State (Nov. 24, 2014)
3-Pt Field Goals: 0
3-Pt Field Goal Att.: 1, 7x, last: at LMU (Feb. 21, 2015)
Free Throws: 2, 2x, last: at San Jose State (Dec. 6, 2014)
Free Throw Att.: 3, at San Jose State (Dec. 6, 2014)
Rebounds: 2, 3x, last: at LMU (Feb. 21, 2015)
Assists: 1, 5x, last: at LMU (Feb. 21, 2015)
Blocked Shots: 0
Steals: 1, at #20 Michigan State (Nov. 24, 2014)
Minutes: 16, at #20 Michigan State (Nov. 24, 2014)

City, Okla. in 2014 ... head coach at P.C. West was Lenny Burt ... Putnam City West was the Oklahoma state runner-up in 6A ... his senior year he averaged 15.1 ppg, 5.0 rpg, 3.2 apg and 2.8 spg ... was all-state his senior year and first team all-conference ... played in the Faith 7 game (Oklahoma All-Stars vs. Texas All-Stars) ... OVC All-Star ... previously played at Del City High School in Oklahoma City, Okla. ... his junior year he averaged 16.1 ppg with 6.0 rpg, 5.0 apg and 3.0 spg ... he was all-state honorable mention and second team all-conference ... his sophomore year he averaged 7.0 ppg, 3.0 apg and 3.0 rpg ... played football as youngster (wide receiver) ... played for Oklahoma Wizards AAU team and head coach was Davis Hudiburg ... AAU team won the Kingwood Classic in Houston.

PERSONAL: Son of Deborah Toles and Jefferson Edwards ... involved in People to People Ambassador program, traveling to Washington, D.C. while he was in high school ... use to perform in plays during grade school, doing ballet, in the Nutcracker (mouse, Russian) ... major is Communications.

Why Stephen Chose Santa Clara:

"I chose Santa Clara because it gave me opportunities to succeed both on and off the court. There are a lot of resources in the Silicon Valley. I felt like I was home on my visit. I have really enjoyed getting to know Coach Keating and all the coaches."

CAREER STATISTICS FOR STEPHEN EDWARDS

Year	GP	GS	Min	Avg	TOTAL FG			3-POINT FG			FREE THROW			REBOUNDS				PF	FO	Ast	TO	Blk	Stl	Pts	Avg
					FG	FGA	Pct	FG	FGA	Pct	FT	FTA	Pct	Off	Def	Tot	Avg								
2014-15	19	0	123	6.5	8	25	.320	0	7	.000	8	14	.571	0	9	9	0.5	3	0	5	15	0	1	24	1.3
TOTAL	19	0	123	6.5	8	25	.320	0	7	.000	8	14	.571	0	9	9	0.5	3	0	5	15	0	1	24	1.3



10
KAI HEALY
6-5 • 210 • FR • G
WAHROONGA, AUSTRALIA
THE SCOTS COLLEGE IN
BELLEVUE HILLS

In his first year with the program ... has played in 22 of 31 games with 1 start ... missed the first 3 games deciding if his redshirt season would be used then played in 8 straight with 1 start ... played at BYU (1/31) after missing the previous 2 games ... did not play vs. St. Mary's (2/28) also missed games at St. Mary's (12/27), vs. San Diego (1/3), vs. Pepperdine (1/24), at San Diego (1/29) and vs. #2 Gonzaga (2/5) ... made his 1st career start playing a season-high 26 min. vs. Rider (11/30) ... saw his first action of the season at #20 Michigan St. (11/24) scoring 4 pts. in 19 min ... is 5-13 FG (.385) with 16 pts. over his last 14 GP following a career-best 5-8 FG game with 12 pts. vs. Cal Poly (12/23) ... made his only shot (3FG) for 3 pts. vs. USF (1/17) to end a season-long 3-game scoring drought ... scored in double figures for the 1st time with 10 vs. Washington St. (12/13).

2014-15 (FR): Played in 22 games with 1 start ... did not play in the first 3 games as plans were to redshirt him ... averaging 2.6 ppg and 0.9 rpg in 10.5 mpp ... first game action came at #20 Michigan St. (11/24) with 4 pts. (1-3 FG, 2-2 FT) and 3 reb. in 19 min. ... a righthander, he scored his first college basket on a left-handed reverse under the basket at Michigan St. ... made his only shot (3FG) for 3 pts. and 2 reb. with his first foul out in 14 min. vs. Tennessee (11/27) ... played 21 min. with 3 pts. (1-2 3FG) and 1 reb. vs. Rhode Island (11/28) ... season-high 26 min. in 1st career start making a 3FG for his only pts. with 2 reb. vs. Rider (11/30) ... 4 pts. on 2-3 FG in 17 min. at SJSU (12/6) ... 10 pts. (1st career 10+ game) on 3-3 FG and 4-6 FT with 2 stl. in 15 min. vs. Washington St. (12/13) ... 2 pts. on 1-2 FG with 1 reb. in 11 min. vs. Northeastern (12/20) ... career-best 12 pts. on 5-8 FG (2-3 3FG) in 17 min. vs. Cal Poly (12/23) ... 1 stl. in limited min. at UOP (12/29) ... 3 pts. on 1-2 3FG in 13 min. vs. BYU (1/1) ... 1st career ast. going 0-3 FG (0-1 3FG) in 11 min. at Portland (1/8) ... 1 ast. in 3 min. at #6 Gonzaga (1/10) ... season-highs of 2 ast. and 3 reb. with 0-1 FG in 9 min. vs. St. Katherine (1/13) ... snapped a 3-game scoreless skid with 3 pts. (1-1 3FG) vs. USF (1/17) ... played 4 min. vs. LMU (1/22) ... 2 pts. (2-2 FT) with 2 reb. after missing last 2 games in 9 min. at BYU (1/31) ... 1-2 3FG for 3 pts. in 10 min. vs. Portland (2/7) ... 3 pts. on 1-1 FG (1-1 FT) in 10 min. at USF (2/12) ... played only 4 min. with 2 reb. at Pepperdine (2/19) ... saw limited duty at LMU (2/21) ... made his only FG (2 pts.) with 1 reb. vs. Pacific (2/26) ... played the final min. vs. LMU in WCC tourny (3/6).

HIGH SCHOOL: Healy graduated from The Scots College in Bellevue Hills (Sydney) in Dec., 2013. ... he played for coach David Todd ... his 2013 team was 40-1 and lost in the national finals to Lake Ginninderra, who was led by current Utah Jazz first-round draft pick Dante Exum ... Healy scored 25 points, including four of five threes, in the national final ... he was all-conference, all-region and all-state in 2013 ... his senior year he averaged 18 ppg, 7 rpg, 3 apg and 2 spg ... was all-conference and all-region 2011 and '12 ... his junior year he averaged 15 ppg, 6 rpg, 2.5 apg and 1.5 spg ... his sophomore year he averaged 10 ppg, 4 rpg, 2 apg and 1 spg ... played on the NSW U16, U18 and U20 teams (2011-14), captaining the team twice ... also played on the Australia U19 team. his Australia U-17 three-on-three team that won the gold medal at the 2013 Youth Olympics ... led the 2011 U16 and 2014 U20 New South Wales teams in scoring at the Australian Junior National Championships ... he led the Australia U19 team in scoring at the 2013 FIBA Oceania Pacific Championships.

PERSONAL: Healy was born in Indianapolis, Ind. but moved to Australia when he was a child ... his father, Mike, is a University of Notre Dame graduate and his mother, Heidi, is an Indiana University graduate ... his grandfather, Don Healy, played football at University of Maryland, then with Chicago Bears (1958-59) and Dallas Cowboys (1960-62) ... his Uncle Tim played football at Duke University ... studying in the College of Arts and Sciences.

Why Kai Chose Santa Clara:

"I chose Santa Clara as it is a great school, in a strong conference and in an awesome location. The weather also reminded me of my home back in Sydney. When I attended camp last June - I knew that this is where I wanted to be. The facilities and campus really impressed me, and the coaches struck me as hard-working and dedicated to the players on and off the court, which was important to me. I believe that the team is building for the future, and with help from the coaches and staff, I hope to become a key part of the Broncos' future success."

SEASON HIGHS

Points: 12, vs. Cal Poly (Dec. 23, 2014)
Field Goals: 5, vs. Cal Poly (Dec. 23, 2014)
Field Goal Att.: 8, vs. Cal Poly (Dec. 23, 2014)
3-Pt Field Goals: 2, vs. Cal Poly (Dec. 23, 2014)
3-Pt Field Goal Att.: 3, vs. Cal Poly (Dec. 23, 2014)
Free Throws: 4, vs. Washington State (Dec. 13, 2014)
Free Throw Att.: 6, vs. Washington State (Dec. 13, 2014)
Rebounds: 3, 2x, last: vs. St. Katherine (Jan. 13, 2015)
Assists: 2, vs. St. Katherine (Jan. 13, 2015)
Blocked Shots: 1, at #20 Michigan State (Nov. 24, 2014)
Steals: 2, vs. Washington State (Dec. 13, 2014)
Minutes: 26, vs. Rider (Nov. 30, 2014)

CAREER HIGHS

Points: 12, vs. Cal Poly (Dec. 23, 2014)
Field Goals: 5, vs. Cal Poly (Dec. 23, 2014)
Field Goal Att.: 8, vs. Cal Poly (Dec. 23, 2014)
3-Pt Field Goals: 2, vs. Cal Poly (Dec. 23, 2014)
3-Pt Field Goal Att.: 3, vs. Cal Poly (Dec. 23, 2014)
Free Throws: 4, vs. Washington State (Dec. 13, 2014)
Free Throw Att.: 6, vs. Washington State (Dec. 13, 2014)
Rebounds: 3, 2x, last: vs. St. Katherine (Jan. 13, 2015)
Assists: 2, vs. St. Katherine (Jan. 13, 2015)
Blocked Shots: 1, at #20 Michigan State (Nov. 24, 2014)
Steals: 2, vs. Washington State (Dec. 13, 2014)
Minutes: 26, vs. Rider (Nov. 30, 2014)

CAREER STATISTICS FOR KAI HEALY

Year	GP	GS	Min	Avg	TOTAL FG			3-POINT FG			FREE THROW			REBOUNDS				PF	FO	Ast	TO	Blk	Stl	Pts	Avg
					FG	FGA	Pct	FG	FGA	Pct	FT	FTA	Pct	Off	Def	Tot	Avg								
2014-15	22	1	230	10.5	20	38	.526	8	18	.444	9	11	.818	6	14	20	0.9	22	1	4	12	1	7	57	2.6
TOTAL	22	1	230	10.5	20	38	.526	8	18	.444	9	11	.818	6	14	20	0.9	22	1	4	12	1	7	57	2.6



22
MATT HUBBARD
6-9 • 210 • FR • F
COLVILLE, WASHINGTON
COLVILLE HIGH SCHOOL

Named to the five-man WCC All-Freshman Team ... has played in all 31 games with 24 starts ... thrust into a starting role due to injuries to front-line players Yannick Atanga and Emmanuel Ndumanya ... made his 1st career start vs. SD Christian (11/15), and started 23 straight games before coming off the bench in last 5 GP ... recorded his 1st double-double, and the 1st by a Bronco since Jerry Brown on Nov. 12, 2013, with 12 pts. and career-high 11 reb. vs. San Diego (1/3) and is the only current Bronco to have a double-double game ... 8 pts. vs. LMU (3/6) matching his total from the previous 3 GP and played 16 min. his most in the past 4 GP ... ranks 4th on team with 23.2 mpg ... shooting .500 FG (6-12) over last 4 GP ... has made 9 straight FT and 15-17 (.882) over his last 17 GP after starting the season 15-24 FT (.625) ... made a 3FG to end 1st half at Pepperdine (2/19) ending an 0-8 stretch and is 7-35 3FG (.200) in 14 GP since a career-high tying 15 pts. on 5-9 3FG at #6 Gonzaga (1/10) ... 1st career foul out at LMU (2/21) ... 2nd on team in total rebounds with 123 (4.0 rpg) ... made his 1st 3FG on his only attempt scoring 11 pts. in SCU debut (vs. CS Fullerton 11/14) ... scored team's first 5 pts. at San Jose St. (12/6) and first 6 pts. vs. Northeastern (12/20).

2014-15 (FR): Averaging 6.9 ppg and 4.0 rpg in 23.2 mpg ... scored 11 pts. making 5-8 FG and his only 3 with 5 reb. and an ast. in 1st game as a Bronco (vs. CS Fullerton 11/14) ... started for the 1st time with 0 pts., 4 reb. and 1st career blk. vs. SD Christian (11/15) ... 10 pts. (3-6 FG, 2-4 3FG, 2-2 FT) with 8 reb. off the bench at Utah St. (11/19) ... 2 pts. and 4 reb. at #20 Michigan St. (11/24) ... made 4-5 FT (season-highs) and his only FG for 6 pts. with 3 reb. vs. Tennessee (11/27) ... 10 pts. on 4-8 FG (1-3 3FG) with 4 reb. vs. Rhode Island (11/28) ... hit 4-6 FG (1-2 3FG) for 10 pts. with 2 reb. vs. Rider (11/30) ... 7 pts. on 3-9 FG (1-3 3FG) with 4 reb. at SJSU (12/6) ... 7 pts. on 3-9 FG with 6 reb. vs. Washington St. (12/13) ... 12 pts. (5-8 FG, 2-4 3FG) and 9 reb. vs. Northeastern (12/20) ... 4 pts. on 2-6 FG (0-3 3FG) with 7 reb. vs. Cal Poly (12/23) ... season-high 33 min. with 7 pts. (4-4 FT) and 7 reb. at St. Mary's (12/27) ... career-high 15 pts. on 5-6 FG (3-3 3FG) and 2-2 FT with 3 reb. at UOP (12/29) ... 9 pts. on 4-11 FG with 3 reb. vs. BYU (1/1) ... 1st double-double game with 12 pts. and career-high 11 reb. vs. San Diego (1/3) ... scoreless in season-low 18 min. at Portland (1/8) ... tied career-high with 15 pts. on 5-9 3FG (career highs) at #6 Gonzaga (1/10) ... 12 pts. on 5-8 FG (2-5 3FG) with career-high 2 stl., 4 reb. and a blk. vs. St. Katherine (1/13) ... 2 pts. with

career-high 3 ast. vs. USF (1/17) ... 1-3 3FG for 3 pts. vs. LMU (1/22) ... 8 pts. on 3-6 FG with with 6 reb. vs. Pepperdine (1/24) ... 6 pts. on 2-5 FG with 2 reb. in 19 min. at San Diego (1/29) ... career-high tying 3 ast. with 5 pts. (2-9 FG) and 2 reb. at BYU (1/31) ... 10 pts. (10th career 10+ gm) on 4-8 FG (2-5 3FG) and 3 reb. vs. #2 Gonzaga (2/5) ... 7 pts. on 2-9 FG (3-3 FT) with 3 reb. in 26 min. vs. Portland (2/7) ... 4 pts. (2-4 FG) and 5 reb. at USF (2/12) ... off the bench for 1st time in 24 GP with 5 pts. and career-high 2 blk. in season-low 18 min. at Pepperdine (2/19) ... 2 pts. on 1-2 FG with 1st DQ at LMU (2/21) ... 4 pts. on 1-1 FG (2-2 FT) and 2 reb. in 15 min. vs. Pacific (2/26) ... season-low 6 min. with 2 pts. (1-1 FG) vs. St. Mary's (2/28) ... 8 pts. on 3-8 FG with 4 reb. in 16 min. vs. LMU (3/6).

HIGH SCHOOL: Hubbard was a four-year letterwinner under head coach Brad Sprague and John Foulkes at Colville High School ... averaged 20.5 ppg, 13.5 ppg and 3 bpg his senior year ... team lost in the state play-in game his senior year ... first-team all conference his senior year ... averaged 18 ppg, 14.5 rpg and 4 bpg his junior year ... his junior year one of his best games he had 26 points and 23 rebounds against Sandpoint ... in 2012-13, they lost in the District 7 playoffs ... his sophomore year, they were in the Sweet 16 of the state playoffs ... lettered in track once and golf twice ... in track he competed in the discus, shot put and high jump ... has shot a low round of 85 ... sophomore year went to regionals in golf ... played for the Emerald City Pioneers AAU team and the head coach was Jason Baskett.

PERSONAL: Son of Bruce and Kari Hubbard ... has an older sister, Haley ... member of the National Honor Society in high school ... studying in the College of Arts and Sciences.

Why Matt chose Santa Clara:

"Santa Clara is the best place for me. It's a place I can push myself to be the best person and the best player possible. Being in the Silicon Valley I knew it was a great place to be in the business world. All the players are great and I felt really comfortable with Coach Keating and his assistants. I know they will push me to be the best and reach my full potential."

SEASON HIGHS

Points: 15, 2x, last: at #6 Gonzaga (Jan. 10, 2015)
Field Goals: 5, 5x, last: vs. St. Katherine (Jan. 13, 2015)
Field Goal Att.: 11, vs. BYU (Jan. 1, 2015)
3-Pt Field Goals: 5, at #6 Gonzaga (Jan. 10, 2015)
3-Pt Field Goal Att.: 9, at #6 Gonzaga (Jan. 10, 2015)
Free Throws: 4, 2x, last: at St. Mary's (Dec. 27, 2014)
Free Throw Att.: 5, vs. Tennessee (Nov. 27, 2014)
Rebounds: 11, vs. San Diego (Jan. 3, 2015)
Assists: 3, 2x, last: at BYU (Jan. 31, 2015)
Blocked Shots: 2, at Pepperdine (Feb. 19, 2015)
Steals: 2, vs. St. Katherine (Jan. 13, 2015)
Minutes: 33, at St. Mary's (Dec. 27, 2014)

CAREER HIGHS

Points: 15, 2x, last: at #6 Gonzaga (Jan. 10, 2015)
Field Goals: 5, 5x, last: vs. St. Katherine (Jan. 13, 2015)
Field Goal Att.: 11, vs. BYU (Jan. 1, 2015)
3-Pt Field Goals: 5, at #6 Gonzaga (Jan. 10, 2015)
3-Pt Field Goal Att.: 9, at #6 Gonzaga (Jan. 10, 2015)
Free Throws: 4, 2x, last: at St. Mary's (Dec. 27, 2014)
Free Throw Att.: 5, vs. Tennessee (Nov. 27, 2014)
Rebounds: 11, vs. San Diego (Jan. 3, 2015)
Assists: 3, 2x, last: at BYU (Jan. 31, 2015)
Blocked Shots: 2, at Pepperdine (Feb. 19, 2015)
Steals: 2, vs. St. Katherine (Jan. 13, 2015)
Minutes: 33, at St. Mary's (Dec. 27, 2014)

CAREER STATISTICS FOR MATT HUBBARD

Year	GP	GS	Min	Avg	TOTAL FG			3-POINT FG			FREE THROW			REBOUNDS				PF	FO	Ast	TO	Blk	Stl	Pts	Avg
					FG	FGA	Pct	FG	FGA	Pct	FT	FTA	Pct	Off	Def	Tot	Avg								
2014-15	31	24	718	23.2	79	189	.418	27	88	.307	30	41	.732	38	85	123	4.0	60	1	18	40	10	7	215	6.9
TOTAL	31	24	718	23.2	79	189	.418	27	88	.307	30	41	.732	38	85	123	4.0	60	1	18	40	10	7	215	6.9



20
DENZEL JOHNSON
6-4 • 190 • SR • G
FRESNO, CALIFORNIA
CLOVIS WEST
HIGH SCHOOL

Has played in 116 of 132 career games with 42 starts ... a starter in all 31 games this season ... 8 pts. vs. LMU (3/6) broke streak of 4 straight 10+ games (2nd longest career streak) ... 4-8 FG vs. LMU and 26-52 FG (.500) over last 5 GP after 14-57 FG (.246) in previous 7 GP ... averaging 12.6 ppg in last 5 GP after scoreless at USF (2/12) and 7.8 ppg in first 26 GP ... has played 30+ min. 23 times to rank 3rd on team and 9th in WCC with 31.9 mpg ... team leader and 12th in WCC steals with 35 (1.1 spg) ... scored 17 pts. vs. St. Mary's (2/28) his highest total since Feb. 11, 2012 (freshman year) ... his 34 3FG on the year are more than his previous 3 seasons combined (24) ... career-high 7 reb. at LMU (2/21) and his 88 on the season (2.8 rpg) nearly equals his total from the previous 3 seasons combined (97) ... 3rd leading scorer on team at 8.5 ppg and needs 3 pts. for 600 career ... his 3 career 20+ pt. games came in a 5-game stretch during his freshman season ... brings versatility to the backcourt with ability to play either guard spot ... works as a host for EYEBRONCO, Santa Clara's video project in Athletic Media Relations ... has an athletic family lineage. His father C.J. played football for San Jose State, older brother Brandon played basketball for Kentucky Wesleyan, and was all-league twice, leading his team to the Sweet 16 in 2011 and '12 ... Uncle Gary Payton was an outstanding NBA player and cousin Travis Davis played in the NFL.

2014-15 (SR): Averaging 8.5 ppg and 2.8 rpg in 31.9 mpg ... 15 pts. (3-4 3FG) with 3 reb., including 100th career, in 35 min. vs. CS Fullerton (11/14) ... 8 pts. on 3-5 FG with 6 reb. in vs. SD Christian (11/15) ... 6 reb. with 7 pts. (3-7 FG) at Utah St. (11/19) ... 6 reb. scoring 9 pts. in team-high 33 min. at #20 Michigan St. (11/24) ... in his 90th career game had career-highs in FTM (6) and FTA (8) for 11 pts. with 4 reb. and 3 stl. vs. Tennessee (11/27) ... 2 pts. (1-6 FG) with 3 reb. and his 4th career blk. vs. Rhode Island (11/28) ... scoreless for the 1st time this season (0-5 FG) with 6 reb. vs. Rider (11/30) ... 5 pts. on 2-7 FG (1-2 FT) with 2 reb. in at SJSU (12/6) ... 12 pts. on 5-10 FG to reach 400 career (401) vs. Washington St. (12/13) ... career-highs of 6 ast. and 4 stl. scoring 13 pts. with 2 reb. vs. Northeastern (12/20) ... 4 pts. on 1-5 FG (2-2 FT) with 4 ast. vs. Cal Poly (12/23) ... 10 pts. on 4-6 FG (2-3 3FG) with 3 reb. at St. Mary's (12/27) ... 10 pts. at UOP (12/29) ... 3-12 FG for 7 pts. with 3 ast. and 2 stl. vs. BYU (1/1) ... 7 pts. on 3-6 FG with 2 reb. and 1 stl. vs. San Diego (1/3) ... 13 pts. on 5-8 FG (1-2 3FG) and 2-2 FT at Portland (1/8) ... 10 pts. on 3-9 FG (2-4 3FG) and 2-2 FT at #6 Gonzaga (1/10) ... 6 pts. in season-low 22 min. vs. St. Katherine (1/13) ... 11 pts. on 3-5 3FG with 4 reb. and 5 ast. in career-high 39 min. vs. USF (1/17) ... 5 pts. with 4 ast. in 37 min. vs. LMU (1/22) ... 8 pts. to reach 500 career (505) with 5 reb. and 3 ast. vs. Pepperdine (1/24) ... 8 pts. on 2-5 3FG with 3 reb. at San Diego (1/29) ... 2-5 FG for 5 pts with 3 reb. and 3 ast. at BYU (1/31) ... 10 pts (4-11 FG) with 3 reb. in 34 min. vs. #2 Gonzaga (2/5) ... 2

SEASON HIGHS

Points: 17, vs. St. Mary's (Feb. 28, 2015)
Field Goals: 7, vs. St. Mary's (Feb. 28, 2015)
Field Goal Att.: 12, 5x, last: vs. St. Mary's (Feb. 28, 2015)
3-Pt FG: 3, 3x, last: vs. St. Mary's (Feb. 28, 2015)
3-Pt FGA: 6, vs. Pacific (Feb. 26, 2015)
Free Throws: 6, vs. Tennessee (Nov. 27, 2014)
Free Throw Att.: 8, vs. Tennessee (Nov. 27, 2014)
Rebounds: 7, at LMU (Feb. 21, 2015)
Assists: 6, vs. Northeastern (Dec. 20, 2014)
Blocked Shots: 1, 3x, last: at BYU (Jan. 31, 2015)
Steals: 4, vs. Northeastern (Dec. 20, 2014)
Minutes: 39, vs. USF (Jan. 17, 2015)

CAREER HIGHS

Points: 26, vs. San Francisco (Jan. 26, 2012)
Field Goals: 12, vs. San Francisco (Jan. 26, 2012)
Field Goal Att.: 20, at St. Mary's (Feb. 9, 2012)
3-Pt FG: 4, at San Francisco (Feb. 9, 2012)
3-Pt FGA: 6, 2x, last: vs. Pacific (Feb. 26, 2015)
Free Throws: 6, vs. Tennessee (Nov. 27, 2014)
Free Throw Att.: 8, vs. Tennessee (Nov. 27, 2014)
Rebounds: 7, at LMU (Feb. 21, 2015)
Assists: 6, vs. Northeastern (Dec. 20, 2014)
Blocked Shots: 1, 6x, last: at BYU (Jan. 31, 2015)
Steals: 4, vs. Northeastern (Dec. 20, 2014)
Minutes: 39, vs. USF (Jan. 17, 2015)

JOHNSON HIGH POINT GAMES

26 vs. USF (Jan. 26, 2012)
 20 at USF (Feb. 9, 2012)
 20 at San Diego (Feb. 4, 2012)
 18 vs. Portland (Feb. 2, 2012)
 17 vs. Saint Mary's (Feb. 28, 2015)
 17 at Saint Mary's (Feb. 11, 2012)
 15 vs. CS Fullerton (Nov. 14, 2014)
 14 vs. La Sierra (Dec. 14, 2013)
 13 at LMU (Feb. 21, 2015)
 13 at Pepperdine (Feb. 19, 2015)
 13 at Portland (Jan. 8, 2015)
 13 vs. Northeastern (Dec. 20, 2014)

pts. (2-9 FG) with 3 reb. and 2 ast. vs. Portland (2/7) ... scoreless (0-5 FG) with 1 ast. in 26 min. at USF (2/12) ... 13 pts. on 6-9 FG (1-1 3FG) with his 100th career ast. at Pepperdine (2/19) ... career-high 7 reb. with 13 pts. (4-11 FG) at LMU (2/21) ... 12 pts. on 2 of career-high 6 3FGA (5-12 FG) vs. Pacific (2/26) ... season-high 17 pts. on 7-12 FG with 3 ast. vs. St. Mary's (2/28) ... 4-8 FG for 8 pts. with 3 reb. and 2 ast. vs. LMU (3/6).

2013-14 (JR): Played in 23 of 33 games with 1 start averaging 4.2 ppg and 1.5 rpg in 13.0 mpg ... twice had a career-high 3 stl. in a game and totaled a season career-best 16 ... scored a season-high 14 pts. vs. La Sierra (12/14), his highest total since 2/11/12 (49 GP) ... made his first 3FG of the season (vs. BYU 1/18) breaking an 0-24 slump ... scored the 300th point of his career vs. UOP (2/20) ... 11 pts., his 9th career 10+ game and 1st since the final game of his freshman year, in a season-high 33 min. vs. San Jose St. (11/12) ... 12 pts. (2nd straight 10+ game and 10th career), at CS Fullerton (11/16) ... made his only start of the season and 1st since the final game of his freshman year with 4 pts. at Notre Dame (11/22) ... season-high 14 pts., his most since 2/11/12 (17) with season-high 6 reb. in just 13 min. vs. La Sierra (12/14) ... 3 stl. with 6 pts. vs. St. Mary's (2/22).

2012-13 (SO): Played in 35 of team's 38 games all off the bench ... averaged 1.9 ppg playing 7.4 mpg ... his 3 3FG of the season came in the first 2 games ... had a season-best 2 stl. in consecutive games (12/1, 12/8) ... played only 97 minutes over his final 23 games (4.2 mpg) and did not score more than 2 pts. in any game (16 total) ... made and attempted season-high FG (3-8) and 3FG (2-4) for 8 pts. in season-opening win vs. Simpson (11/10) ... hit his 3rd and final 3FG of the season for his only pts. at St. Louis (11/14) ... season-high 9 pts. in OT loss vs. Utah State (11/28) ... tied a season-best with 2 stl. in OT loss to UCSB (12/1).

2011-2012 (FR): Played in 27 of team's 30 games with 10 starts ... averaged 6.2 ppg and 1.4 rpg in 17.7 mpg ... reached double-figures in pts. in 8 of final 11 games averaging 13.5 ppg ... scored 6 pts. with 4 reb., 3 ast., 2 stl. and 1 blk. in win over UC Merced in SCU debut (11/11) ... netted 1st career 3FG (at UCSB 11/15) ... 1st career start in win over Pacifica (12/13) ... career-highs of 26 pts. and 12 FGM, surpassing his point total from the previous 16 games combined (20) vs. USF (1/26) ... perfect 4-4 FT (season-highs) for 18 pts. as a starter vs. Portland (2/2) ... scored 20 pts. (2nd career 20+ game) at San Diego (2/4) ... 2nd consecutive 20-pt. game (3rd career) hitting 4-6 3FG (career-highs) with 5 reb. at USF (2/9) ... career-high 20 FGA for 17 pts. at St. Mary's (2/11) ... started with 10 pts. vs. Portland in WCC Tournament (2/29).

HIGH SCHOOL: Fresno Bee Player of the Year in 2011 ... Long Beach Press-Telegram's 32nd Best in the West basketball honorable mention team ... named West Coast All-Stars Camp and Best of Best team in 2010 ... Best of West in 2010 ... All-Tourney at St. Johe Basketball Classic 2009 ... All-Tourney at Santa Barbara Holiday Classic in 2009 ... All-Tourney at CW Nike Classic in 2008 ... at West Coast All-Star Camp, scored 41 point ... senior year averaged 21 ppg and 8 rpg ... overall 2010-11 season record was 24-6 ... junior year averaged 14 ppg, 7rpg and 3 apg ... played on Organized Chaos club team and won championship in Las Vegas in 2009.

PERSONAL: Father C.J. played football for San Jose State ... mother Denise is a charge nurse at Children's Hospital in Central California ... has two older brothers, Brandon and John ... communication major.

CAREER STATISTICS FOR DENZEL JOHNSON

Year	GP	GS	TOTAL FG			3-POINT FG			FREE THROW			REBOUNDS					PF	FO	Ast	TO	Blk	Stl	Pts	Avg	
			FG	FGA	Pct	FG	FGA	Pct	FT	FTA	Pct	Off	Def	Tot	Avg										
2011-12	27	10	479	17.7	70	179	.391	17	58	.293	11	14	.786	9	29	38	1.4	23	0	27	13	1	8	168	6.2
2012-13	35	0	260	7.4	22	69	.319	3	18	.167	20	28	.714	11	13	24	0.7	29	0	10	9	2	8	67	1.9
2013-14	23	1	299	13.0	35	97	.361	4	20	.200	23	34	.676	14	21	35	1.5	20	0	15	18	0	16	97	4.2
2014-15	31	31	988	31.9	97	253	.383	34	89	.382	37	49	.755	20	68	88	2.8	59	0	56	37	3	35	265	8.5
TOTAL	116	42	2026	17.5	224	598	.375	58	185	.314	91	125	.728	54	131	185	1.6	131	0	108	77	6	67	597	5.1



43
NATE KRATCH
6-6 • 230 • So • F
WATERTOWN, MINNESOTA
WATERTOWN-MAYER
HIGH SCHOOL

Named to the WCC All-Academic First Team ... has played in all 64 career games with 23 starts ... made his 1st start this season at UOP (12/29) and started 17 straight before coming off the bench vs. St. Mary's (2/28) ... 4-4 FG vs. LMU (3/6) his most FGA without a miss in his career and has the 2nd-highest FG% on the team at .528 ... made 9-14 FG (.643) in 3 career WCC tourny games ... plagued by foul trouble has played 133 min. total (19.0 mpg) over last 7 GP after 168 min. (28.0) in previous 6 GP ... fouled out in 3 consecutive games (2/12-19-21), has 6 DQs total with 16 games of 4+ fouls and is tied for 5th in season history with 108 ... 15 reb. in last 3 GP after his only game with 0 reb. and leads team with 139 total (4.5 rpg) ... 5 of his 6 career 30+ min. GP have come this season and he averages 7 more mpg than he did last season ... made a career-high 5 FG (in 8 FGA) in consecutive games (1/3 vs. San Diego, 1/8 at Portland) ... has missed his last 8 3FGA after making his first try in the season opener but has not attempted a 3FG in his last 18 GP ... his father, Robert Kratch, won a Super Bowl ring with the NY Giants in 1991 and older brother played tight end at Toledo and is now a graduate assistant with Toledo.

2014-15 (SO): Averaging 5.2 ppg and 4.5 rpg in 20.8 mpg ... 5 pts. making 1-2 3FG and 2-2 FT with 2 reb. playing just 8 min. due to foul trouble vs. CS Fullerton (11/14) ... made both FGA with 2 reb. and 2 blk. vs. SD Christian (11/15) ... 4 pts. (2-4 FG) and 5 reb., including 100th career (101) at Utah St. (11/19) ... 2nd career foul out without a pt. at #20 Michigan St. (11/24) ... made his only FGA for 2 pts. with 2 reb. and a blk. vs. Tennessee (11/27) ... 0-3 FG with his 2nd foul out in the last 3 games (3rd career) vs. Rhode Island (11/28) ... missed only FGA with 2 reb. and an ast. in season-low 8 min. vs. Rider (11/30) ... 8 pts. (4-6 FG) and 7 reb. at SJSU (12/6) ... limited to 15 min. by foul trouble made 1-2 FT for 1 pt. vs. Washington St. (12/13) ... career-high 15 pts. on 4-6 FG and career-most 7-10 FT with 8 reb. vs. Northeastern (12/20) ... 6 pts. on 2-4 FG (2-6 FT) with 4 reb. vs. Cal Poly (12/23) ... 0-5 FG with 4 reb. at St. Mary's (12/27) ... career-high 11 reb. with a career-high tying 4 blk. and 5 pts. (2-5 FG) at UOP (12/29) ... 4 reb. and 1 pt. (1-3 FT) vs. BYU (1/1) ... career-high 5 FGM for 14 pts. with 8 reb. in career-most 33 min. vs. San Diego (1/3) ... 5-8 FG for 2nd straight game for 10 pts. at Portland (1/8) ... 4 pts. (1-4 FG, 2-3 FT) and 4 reb. at #6 Gonzaga (1/10) ... 8 reb. with 5 pts. (2-4 FG) in 17 min. vs. St. Katherine (1/13) ... 3-3 FG (1-1 FT) for 7 pts. with 4 reb. vs. USF (1/17) ... tied career-best with 11 reb. scoring 6 pts. (3-4 FG) vs. LMU (1/22) ... 10 pts. on perfect shooting (4-4 FG, 2-2 FT) with 5 reb. and career-high tying 2 stl. vs. Pepperdine (1/24) ... 9 pts. (2-3 FG) and 9 reb. (all offensive) just missing his 1st double-double game at San Diego (1/29) ... 4-7 FG for 9 pts. with

3 reb., including his 200th career, at BYU (1/31) ... 4 pts. and 7 reb. before fouling out (4th career DQ) in 30 min. vs. #2 Gonzaga (2/5) ... 4 reb. in 17 min. with 1 pt. (1-3 FT) vs. Portland (2/7) ... 4th DQ of the season (5th career) in 12 min. with 4 pts. and 4 reb. at USF (2/12) ... 6 pts. on 3-7 FG with his 5th DQ of the season (6th career) at Pepperdine (2/19) ... 3rd straight DQ after 4 pts. (2-2 FG) and 2 stl. at LMU (2/21) ... 9 reb. with 4 pts. (2-5 FG) and 2 blk. vs. Pacific (2/26) ... 5 pts. on 2-7 FG with 4 reb. vs. St. Mary's (2/28) ... 4-4 FG for 8 pts. with 2 reb. in 15 min. vs. LMU (3/6).

2013-14 (RS/FR): Averaged 3.6 ppg and 2.8 rpg in 13.8 mpg playing in all 33 games with 5 starts ... his starts came in consecutive games (12/5 to 12/18) where he averaged 24.2 mpg, 7.6 ppg and 5.4 rpg ... totaled 20 blks., good for a 7th place tie on the SCU freshman season list ... had a team season-high 4 blk. at Cal Poly (12/7) and 5 games with 2+ ... made 8 of his last 9 FTA after going 7-14 to start the season ... ended the season with each of his last 15 FGA being a 3FG (8-15) ... made 1st career 3FG on his first attempt (vs. SJSU 11/12) ... scored season-high 11 points in each of his first 2 starts (at CS Bakersfield 12/5, at Cal Poly 12/7) ... 11 of his 19 ast. came in his last 9 GP with a career-high 3 twice ... 21 min. scoring 3 pts. in 1st game as a Bronco (vs. Bethesda 11/8) ... made his 1st career 3FG on his 1st attempt for his only pts. vs. San Jose St. (11/12) ... 1st career blk. (at CS Fullerton 11/16) ... 11 pts. (3-5 3FG) in 1st career start (at CS Bakersfield 12/5) ... career-high 4 blk. with 11 pts. in start at Cal Poly (12/7) ... 10 reb. in 30 min. vs. Radford (12/16) ... career-high 3 ast. (at BYU 2/6) ... 1st career foul out (vs. USF 2/15) ... had his 20th blk. of the season to tie for 7th on the SCU freshman chart at Pepperdine (3/1) ... made all 3 3FG (9 pts.) vs. UOP in WCC tournament win (3/6) ... tied career-high with 3 ast. vs. Gonzaga in WCC tournament (3/8).

2012-13: Redshirted.

HIGH SCHOOL: Is a 2012 graduate of Watertown-Mayer High School in Watertown, Minn. ... coached by Bob Hennen in high school and played for Al Harris' AAU team, 43 Hoops ... played one year of varsity football (played tight end and defensive end) and three years of varsity basketball (played his freshman year in both as well) ... captain his junior and senior years ... his senior year he averaged 20 ppg, 14 rpg and 6 bpg ... had 1,000+ points, 1,000+ rebounds and 500+ blocked shots in high school ... his senior year they went to the state tournament and were undefeated conference champions ... all-conference and MVP of the conference (unanimous) his senior year, leading league in ppg, rpg and bpg ... AP Third Team All-State in 2012 ... junior year he averaged 15.8 ppg, 12.7 rpg, 2.5 apg, 1.8 spg and 5.7 bpg ... team went to the 2011 sectional championship ... he averaged 14.2 ppg, 13 rpg and 4.5 bpg his sophomore year ... Honorable Mention All-Conference in football (once) and All-Conference basketball three times ... AP Honorable Mention All-State in 2011 ... member of the Honor Roll, Member of the Business Club and won the Outstanding Academic Achievement Award three straight years.

PERSONAL: Born in Wayne, N.J. ... parents are Robert and Kristi Kratch ... majoring in Psychology ... mother was a high jumper at Iowa and personal best is 5'11 ... maternal grandmother played professional basketball for the Redheads and will be inducted into the Professional Basketball Hall of Fame in New York City at Madison Square Garden ... grandma once scored 70 points in a high school game, something she has reminded Nate of a few times during his high school career ... paternal grandfather played baseball at Long Island University and two Uncles played football at Cornell and Central College ... younger sister MacKenzie strives to be a Division I hockey player.

SEASON HIGHS

Points: 15, vs. Northeastern (Dec. 20, 2014)
Field Goals: 5, 2x, last: at Portland (Jan. 8, 2015)
Field Goal Att.: 8, 2x, last: at Portland (Jan. 8, 2015)
3-Pt Field Goals: 1, vs. CS Fullerton (Nov. 14, 2014)
3-Pt Field Goal Att.: 2, vs. CS Fullerton (Nov. 14, 2014)
Free Throws: 7, vs. Northeastern (Dec. 20, 2014)
Free Throw Att.: 10, vs. Northeastern (Dec. 20, 2014)
Rebounds: 11, 2x, last: vs. LMU (Jan. 22, 2015)
Assists: 2, at #6 Gonzaga (Jan. 10, 2015)
Blocked Shots: 4, at Pacific (Dec. 29, 2014)
Steals: 2, 2x, last: at LMU (Feb. 21, 2015)
Minutes: 33, vs. San Diego (Jan. 3, 2015)

CAREER HIGHS

Points: 15, vs. Northeastern (Dec. 20, 2014)
Field Goals: 5, 2x, last: at Portland (Jan. 8, 2015)
Field Goal Att.: 10, vs. La Sierra (Dec. 14, 2013)
3-Pt Field Goals: 3, 3x, last: vs. Pacific (Mar. 6, 2014)
3-Pt Field Goal Att.: 6, vs. Pacific (Feb. 20, 2014)
Free Throws: 7, vs. Northeastern (Dec. 20, 2014)
Free Throw Att.: 10, vs. Northeastern (Dec. 20, 2014)
Rebounds: 11, 2x, last: vs. LMU (Jan. 22, 2015)
Assists: 3, 2x, last: vs. Gonzaga (Mar. 8, 2014)
Blocked Shots: 4, 2x, last: at Pacific (Dec. 29, 2014)
Steals: 2, 5x, last: at LMU (Feb. 21, 2015)
Minutes: 33, vs. San Diego (Jan. 3, 2015)

KRATCH HIGH POINT GAMES

15 vs. Northeastern (Dec. 20, 2014)
14 vs. San Diego (Jan. 3, 2015)
 at Cal Poly (Dec. 7, 2013)
 11 at CS Bakersfield (Dec. 5, 2013)
10 vs. Pepperdine (Jan. 24, 2015)
 10 at Portland (Jan. 8, 2015)

KRATCH 10+ REBOUND GAMES

11 vs. LMU (Jan. 22, 2015)
11 at Pacific (Dec. 29, 2014)
 10 vs. Radford (Dec. 16, 2013)

CAREER STATISTICS FOR NATE KRATCH

Year	GP	GS	Min	Avg	TOTAL FG			3-POINT FG			FREE THROW			REBOUNDS							PF	FO	Ast	TO	Blk	Stl	Pts	Avg
					FG	FGA	Pct	FG	FGA	Pct	FT	FTA	Pct	Off	Def	Tot	Avg											
2013-14	33	5	456	13.8	42	98	.429	20	57	.351	15	23	.652	25	67	92	2.8	72	1	19	16	20	10	119	3.6			
2014-15	31	18	646	20.8	63	119	.529	1	9	.111	34	64	.531	69	70	139	4.5	108	6	11	31	19	16	161	5.2			
TOTAL	64	23	1102	17.2	105	217	.484	21	66	.318	49	87	.563	94	137	231	3.6	180	7	30	47	39	26	280	4.4			



50
EMMANUEL NDUMANYA
6-9 • 270 • RS-FR • C
ANAMBRA, NIGERIA
JUNIPERO SERRA
HIGH SCHOOL

Entering his second season with the program after redshirting the 2013-14 campaign ... has played in 22 of 31 games off the bench ... saw action in the first 2 games of the season before missing the next 9 contests with a left foot injury ... Nigerian native, has been in the USA five years (since August 2010) ... played 17 min. vs. LMU (3/6) and 118 total (16.9 mpg) over last 7 GP after 146 total (9.7) in first 15 GP ... is 8-25 FG (.320) in last 8 GP after 9-11 FG (.818) in his previous 3 GP still boasts a .482 FG% overall ... has 43 reb. in last 9 GP (4.8 rpg) and averages 3.5 rpg in 12.0 mpg ... scored a career-high 8 pts. on 4-5 FG vs. Pepperdine (1/24) ... made an impact in his first game as a Bronco with 8 reb. and a blk. scoring 2 pts ... grabbed 14 reb. (7.0 rpg) in his first 2 games playing 15.0 min.

2014-15 (RS-FR): Played in 22 games averaging 2.9 ppg and 3.5 rpg in 12.0 mpg ... missed 9 games recovering from a foot injury ... scored 2 pts. (1-3 FG) with 8 reb., 1 blk. and 1 stl. in 17 min. in first game as a Bronco (vs. CS Fullerton 11/14) ... scored 6 pts. (3-5 FG) with 6 reb. vs. SD Christian (11/15) ... saw his first action in 9 games with 1 reb. and 0 pts. in 7 min. at St. Mary's (12/17) ... made both FGA for 4 pts. and 1 reb. at UOP (12/29) ... scoreless with 4 reb. vs. BYU (1/1) ... made his 1st FT of the season after 5 misses (1-2) with 1 reb. vs. San Diego (1/3) ... 2 reb. with 0 pts. (0-1 FG) and a blk. at Portland (1/8) ... 6 pts. (2-4 FG, 2-4 FT) with 2 stl. at #6 Gonzaga (1/10) ... 6 pts. in 2nd straight game (2-3 FG, 2-2 FT) with 5 reb. vs. St. Katherine (1/13) ... grabbed 1 reb. in 5 min. vs. USF (1/17) ... limited action vs. LMU (1/22) ... career-high 8 pts. on 4-5 FG with 3 reb. and a blk. in 16 min. vs. Pepperdine (1/24) ... career-highs in blk. (2) and stl. (3) with 4 pts. on 2-2 FG in 7 min. at San Diego (1/29) ... made 3-4 FG for 6 pts. with 6 reb. in 15 min. at BYU (1/31) ... 0-3 FG with 4 reb. and a stl. in 11 min. vs. #2 Gonzaga (2/5) ... 6 pts. and 5 reb. in career-high 25 min. vs. Portland (2/7) ... 4 pts. (2-4 FG) with season-high tying 8 reb. in 22 min. at USF (2/12) ... 1 pt. (1-2 FT) with 5 reb. at Pepperdine (2/19) ... 2 pts. (1-3 FG) with 2 reb. and 1 blk. at LMU (2/21) ... 3 pts. on 1-2 FG (1-2 FT) with 4 reb. in 16 min. vs. Pacific (2/26) ... 1 pt. (1-2 FT) with 3 reb. and 1 ast. vs. St. Mary's (2/28) ... 4 pts. on 1-3 FG (2-4 FT) with 6 reb. in 17 min. vs. LMU (3/6).

2013-14 (FR): Redshirted the season.

HIGH SCHOOL: Played for head coach Dwan Hurt at Junipero Serra High School

SEASON HIGHS

Points: 8, vs. Pepperdine (Jan. 24, 2015)
Field Goals: 4, vs. Pepperdine (Jan. 24, 2015)
Field Goal Att.: 7, vs. Portland (Feb. 7, 2015)
3-Pt Field Goals: 0
3-Pt Field Goal Att.: 0
Free Throws: 2, 3x, last: vs. LMU (Mar. 6, 2015)
Free Throw Att.: 4, 2x, last: vs. LMU (Mar. 6, 2015)
Rebounds: 8, 2x, last: at USF (Feb. 12, 2015)
Assists: 1, 4x, last: vs. LMU (Mar. 6, 2015)
Blocked Shots: 2, at San Diego (Jan. 29, 2015)
Steals: 3, at San Diego (Jan. 29, 2015)
Minutes: 25, vs. Portland (Feb. 7, 2015)

CAREER HIGHS

Points: 8, vs. Pepperdine (Jan. 24, 2015)
Field Goals: 4, vs. Pepperdine (Jan. 24, 2015)
Field Goal Att.: 7, vs. Portland (Feb. 7, 2015)
3-Pt Field Goals: 0
3-Pt Field Goal Att.: 0
Free Throws: 2, 3x, last: vs. LMU (Mar. 6, 2015)
Free Throw Att.: 4, 2x, last: vs. LMU (Mar. 6, 2015)
Rebounds: 8, 2x, last: at USF (Feb. 12, 2015)
Assists: 1, 4x, last: vs. LMU (Mar. 6, 2015)
Blocked Shots: 2, at San Diego (Jan. 29, 2015)
Steals: 3, at San Diego (Jan. 29, 2015)
Minutes: 25, vs. Portland (Feb. 7, 2015)

CAREER STATISTICS FOR EMMANUEL NDUMANYA

Year	GP	GS	Min	Avg	TOTAL FG			3-POINT FG			FREE THROW			REBOUNDS				PF	FO	Ast	TO	Blk	Stl	Pts	Avg
					FG	FGA	Pct	FG	FGA	Pct	FT	FTA	Pct	Off	Def	Tot	Avg								
2014-15	22	0	264	12.0	27	56	.482	0	0	.000	10	25	.400	27	51	78	3.5	51	1	4	13	7	9	64	2.9
TOTAL	22	0	264	12.0	27	56	.482	0	0	.000	10	25	.400	27	51	78	3.5	51	1	4	13	7	9	64	2.9

in Gardena, Calif. ... during his career at Junipero Serra he averaged 8 ppg, 10 rpg and 5.6 bpg ... team was 26-7 his senior year ... team finished as the runner-up in the Division IV Southern Regional ... won the Coaches Award in 2012 ... 2013 Defensive Player of the Year ... played three years of varsity basketball ... on the honor roll twice.

PERSONAL: Hometown is Anambra, Nigeria ... was born in Enugu, Nigeria ... has six brothers and sisters ... parents are the late Edwin Ikehukwu Ndumanya and Susan Nwaakaego Ndumanya ... considers Julia Boyer and her family in the US his state-side family as well ... came to the US through the help of Ejike Ugboaja (runs a clinic for players in both the US and Nigeria) ... major is Communication.



30
ANDREW PAPENFUS
6-5 • 215 • SR • F
SNOWMASS, COLORADO
ASPEN HIGH SCHOOL

Named to the WCC All-Academic Honorable Mention team .. had brain surgery to remove a benign tumor on Oct. 6, 2014 ... played for the first time since his surgery going the final 3:58 at BYU (1/31) ... it was his 1st game this season and 16th career at SCU ... a minor setback in his recovery from surgery sidelined him for the next 6 games ... made his 1st career start as part of Senior Day vs. St. Mary's (2/28) ... career-high 5 pts. vs. LMU in WCC tournament (3/6) ... was a SCU team manager and practice player ... played the 2011-12 season at Division II Hawaii-Hilo.

2014-15 (SR): played at BYU (1/31) for the first time since brain surgery in early Oct. ... did not score going 0-2 FG (0-1 3FG) with 1 reb. and 1 stl. in the final 3:58 ... 1st career start playing 5 min. with 0 pts. (0-2 3FG), 2 stl. an ast. and reb. vs. St. Mary's (2/28) ... career-high 5 pts. on 1-1 3FG (2-2 FT) with 1 reb. and 1 stl. playing final min. vs. LMU (3/6).

2013-14 (RS/JR): Played in 15 of 33 games averaging 5.9 mpg scoring 5 pts ... scored his only pts. of the season (5) in consecutive wins over Radford (12/16) and Sacred Heart (12/18) making his only FGA in each game ... played in a season-high stretch of 6 straight games twice ... played 4 min. in SCU debut vs. Bethesda (11/8/13) ... made his 1st basket for his 1st pts. of the season (3FG) in his only attempt with season-high 2 reb. in career-most 12 min. vs. Radford (12/16) ... made his only FG for 2 pts. with season-high tying 2 reb. and 1st blk. vs. Sacred Heart (12/18) ... tied season-highs with 12 min. and 2 reb. playing for the first time in 9 games vs. BYU (1/18) ... played 7 min. at San Diego seeing action in consecutive games for the first time since Dec. (2/8) ... had 1 FGA vs. USF (2/15), his only attempt in his last 9 GP (21 team games).

2012-13: Santa Clara men's basketball practice player.

2011-12: Spent a year at The University of Hawaii at Hilo ... played in 25 of 26 games averaging 2.1 ppg and 1.3 rpg ... scored a season-best 11 pts. on 4-8 FG (3-5 3s) in 22 min. at Dixie St. (1/24) ... earned the dean's list with a 3.9 first semester and a 4.0 second semester.

2010-11: Was a manager with the Bronco men's basketball team.

HIGH SCHOOL: Graduated from Aspen High School in 2010 ... played for Steve Ketchum on the basketball court and Mike Sirko on the football field ... in 2010 was a McDonald's All-American Nominee, Colorado Max Preps Player of the Year, 1st team all-state and Western Slope Conference Player of the Year ... averaged 15.4 ppg, 3 apg, 3.8 rpg, 4 spg and 1.2 bpg his senior year ... averaged 11.8 ppg, 1.6 apg, 4.5 rpg, 1.8 spg and .9 bpg his junior year ... lead team to the best record in school history 26-1, 16-0 in conference, finishing 2nd in state his senior year ... lead his high school to consecutive Elite 8's during the 2009 and '10 seasons and to back-to-back Western Slope Conference championships the same years ... on the grid-iron, as a receiver, he averaged 44.1 yards per game and 24.81 yards per catch and scored 4 touchdowns ... was named 2nd team all conference ... member of the National Honor Society and participated for three years as a Mentor in the Buddy Program, helping underprivileged children from the community.

PERSONAL: Son of Kurt and Joanne Papenfus ... Dad is an E.R. doctor who went to Colorado State as an undergrad and Colorado-Boulder for med school ... Mom is a home nurse ... has a younger brother, Stephan, at University of Northern Colorado ... Grandfather Art Papenfus, had a full-ride to play football at Marquette but turned it down to pursue a teaching career ... Papenfus is working on launching a start up company which makes customizable shin guards... majoring in Marketing with a minor in Entrepreneurship and Economics.

SEASON HIGHS

Points: 5, vs. LMU (Mar. 6, 2015)
 Field Goals: 1, vs. LMU (Mar. 6, 2015)
 Field Goal Att.: 2, 2x, last: vs. St. Mary's (Feb. 28, 2015)
 3-Pt Field Goals: 1, vs. LMU (Mar. 6, 2015)
 3-Pt Field Goal Att.: 2, vs. St. Mary's (Feb. 28, 2015)
 Free Throws: 2, vs. LMU (Mar. 6, 2015)
 Free Throw Att.: 2, vs. LMU (Mar. 6, 2015)
 Rebounds: 1, 3x, last: vs. LMU (Mar. 6, 2015)
 Assists: 1, vs. St. Mary's (Feb. 28, 2015)
 Blocked Shots: 0
 Steals: 2, vs. St. Mary's (Feb. 28, 2015)
 Minutes: 5, vs. St. Mary's (Feb. 28, 2015)

SCU CAREER HIGHS

Points: 5, vs. LMU (Mar. 6, 2015)
 Field Goals: 1, 3x, last: vs. LMU (Mar. 6, 2015)
 Field Goal Att.: 2, 3x, last: vs. St. Mary's (Feb. 28, 2015)
 3-Pt Field Goals: 1, 2x, last: vs. LMU (Mar. 6, 2015)
 3-Pt Field Goal Att.: 2, 2x, last: vs. St. Mary's (Feb. 28, 2015)
 Free Throws: 2, vs. LMU (Mar. 6, 2015)
 Free Throw Att.: 2, vs. LMU (Mar. 6, 2015)
 Rebounds: 2, 3x, last: vs. BYU (Jan. 18, 2014)
 Assists: 1, 2x, last: vs. St. Mary's (Feb. 28, 2015)
 Blocked Shots: 1, vs. Sacred Heart (Dec. 18, 2013)
 Steals: 2, vs. St. Mary's (Feb. 28, 2015)
 Minutes: 12, 2x, last: vs. BYU (Jan. 18, 2014)

HAWAII HILO CAREER HIGHS

Points: 11, at Dixie State (Jan. 24, 2012)
 Field Goals: 4, at Dixie State (Jan. 24, 2012)
 Field Goal Att.: 8, at Dixie State (Jan. 24, 2012)
 3-Pt Field Goals: 3, at Dixie State (Jan. 24, 2012)
 3-Pt Field Goal Att.: 5, at Dixie State (Jan. 24, 2012)
 Free Throws: 2, 2x, last: vs. Cal Baptist (Jan. 28, 2012)
 Free Throw Att.: 2, 3x, last: vs. Cal Baptist (Jan. 28, 2012)
 Rebounds: 5, vs. AK-Fairbanks (Nov. 26, 2011)
 Assists: 2, vs. St. Martins (Nov. 11, 2011)
 Blocked Shots: 1, vs. Cal Baptist (Jan. 28, 2012)
 Steals: 2, at Dixie State (Jan. 24, 2012)
 Minutes: 22, at Dixie State (Jan. 24, 2012)

CAREER STATISTICS FOR ANDREW PAPENFUS

Year	GP	GS	Min	Avg	TOTAL FG			3-POINT FG			FREE THROW			REBOUNDS				PF	FO	Ast	TO	Blk	Stl	Pts	Avg
					FG	FGA	Pct	FG	FGA	Pct	FT	FTA	Pct	Off	Def	Tot	Avg								
2013-14	15	0	88	5.9	2	7	.286	1	4	.250	0	0	.000	5	6	11	0.7	14	0	1	5	1	2	5	0.3
2014-15	3	1	10	3.3	1	5	.200	1	4	.250	2	2	1.000	1	2	3	1.0	1	0	1	0	0	4	5	1.7
TOTAL	18	1	98	5.4	3	12	.250	2	8	.250	2	2	1.000	6	8	14	0.8	15	0	2	5	1	6	10	0.6



4
JARVIS PUGH
6-6 • 205 • RS-FR • F
MURPHY, TEXAS
PLANO EAST HIGH SCHOOL

(2/5) ... 2 pts. (1-1 FG) with 1 reb. and 1 ast. in 13 min. vs. Portland (2/7) ... made 4 of a season-high 8 FGA for 8 pts. with 7 reb and 2 ast. in 29 min. at USF (2/12) ... returned to starting lineup with 6 pts. (3-5 FG) and career-high tying 2 blk. and 3 reb. at Pepperdine (2/19) ... 10 pts. (5-7 FG) with 9 reb. and 5 ast. in season-most 38 min. at LMU (2/21) ... 4 stl. with 5 reb. and 4 pts. (2-4 FG) vs. Pacific (2/26) ... career-highs of 10 reb. and 6 stl. with 8 pts. (4-5 FG) in 34 min. vs. St. Mary's (2/28) ... career-high 12 pts. on 6-7 FG with 7 reb., 6 ast. and 3 stl. vs. LMU (3/6).

2013-14 (FR): Redshirted the season.

HIGH SCHOOL: 2013 graduate of Plano East High School in Plano, Texas ... regarded as one of the elite defenders in the state of Texas ... team was 26-4 and 10-0 in league play in 2012-13 ... ranked fourth in the state of Texas ... averaged 11.2 ppg and 5 rpg ... named to the all-district team ... team made it to the regional semi-finals in the playoffs.

PERSONAL: Son of Reginald and Sandra Pugh ... was born in Raleigh, N.C. ... has one older sister, Joselyn. She plays volleyball at Houston Baptist University ... studying in the College of Arts and Sciences.

WHY SANTA CLARA?

"I chose Santa Clara because it's a very family orientated team, I liked the coaches a lot and I liked the professors as well."

In his second season with the program after redshirting last season ... has played in all 31 games this season with 14 starts ... a starter in each of his first 4 games ... career-high 12 pts. on 6-7 FG with a miss on his final FGA vs. LMU (3/6) ... 27-39 FG (.692) in his last 8 GP and shoots a team-best .581 (50-86) from the field for the season ... scored 48 pts. (9.6 ppg) with 41 reb. (8.2 rpg), 15 stl., and 15 ast. in last 5 GP ... played 176 min. (29.3 mpg) over his past 6 GP after averaging 16.8 mpg in first 25 GP ... career-highs of 10 reb. and 6 stl. vs. St. Mary's (2/28) and has 15 of his 26 stl. in the past 5 GP ... 1st career double-figure game with 10 pts. in career-best 38 min. at LMU (2/21) ... twice led team with a career-high 6 ast. (vs. LMU 3/6, vs. St. Katherine 1/13) ... scored SCU's first basket in each of the first 2 games, including his first dunk in the first half vs. CS Fullerton (11/14) ... took him 32 seconds to score his 1st career basket.

2014-15 (RS-FR): Averaging 3.4 pts. and 3.7 reb. in 19.3 mpg ... started in his SCU debut scoring the game's first basket for his only pts. (1-3 FG) with 3 reb. vs. CS Fullerton (11/14) ... scored team's 1st basket for a 2nd straight game totaling 6 pts. (3-4 FG) with 9 reb. vs. SD Christian (11/15) ... made all 3 FGA for 6 pts. with 5 reb. at Utah St. (11/19) ... 1st career DQ after scoring 5 pts. (2-7 FG) with his 1st 3FG (1-2) at #20 Michigan St. (11/24) ... made his only FGA for 2 pts. with 4 reb. and 1st career blk. off the bench vs. Tennessee (11/27) ... starter made his only FGA for 2 pts. with 1 reb. in 26 min. vs. Rhode Island (11/28) ... scoreless for the 1st time with no FGA and 2 reb. vs. Rider (11/30) ... 3 pts. (1-2 FG) and 3 reb. at SJSU (12/6) ... 5 reb. and 0 pts. (0-1 FG) vs. Washington St. (12/13) ... 2 pts. (1-2 FG) with 1 reb. and 1 ast. in 14 min. wih foul trouble vs. Northeastern (12/20) ... 0-3 FG with 3 reb. and 1 ast. vs. Cal Poly (12/23) ... 4 pts. (2-3 FG) with 4 reb. in at St. Mary's (12/27) ... scoreless off the bench (0-1 FG) with 2 reb. at UOP (12/29) ... season-low 6 min. with 1 reb. vs. BYU (1/1) ... 2 pts. (1-2 FG) and 3 reb. vs. San Diego (1/3) ... 6 pts. (3-5 FG) with 4 reb. and 2 ast. at Portland (1/8) ... 0-1 FG at #6 Gonzaga (1/10) ... career-high 6 ast. with 4 pts. (2-4 FG), 4 reb. and 2 stl. vs. St. Katherine (1/13) ... 3 pts. on 1-2 FG (1-3 FT) with 4 reb. vs. USF (1/17) ... his only FG was a dunk for 2 pts. with 3 reb. vs. LMU (1/22) ... 2 reb., 2 ast. and 2 stl. without a FGA vs. Pepperdine (1/24) ... season-high 2 FT in 3 FTA for his only pts. with 3 reb. in 21 min. at San Diego (1/29) ... did not attempt a shot with 1 reb. in 10 min. at BYU (1/31) ... 2-2 FG for 4 pts. with 4 reb. and 3rd DQ of the season in 15 min. vs. #2 Gonzaga

SEASON HIGHS

Points: 12, vs. LMU (Mar. 6, 2015)
Field Goals: 6, vs. LMU (Mar. 6, 2015)
Field Goal Att.: 8, at USF (Feb. 12, 2015)
3-Pt Field Goals: 1, at #20 Michigan St. (Nov. 24, 2014)
3-Pt Field Goal Att.: 2, at #20 Michigan St. (Nov. 24, 2014)
Free Throws: 2, at San Diego (Jan. 29, 2015)
Free Throw Att.: 3, 2x, last: at San Diego (Jan. 29, 2015)
Rebounds: 10, vs. St. Mary's (Feb. 28, 2015)
Assists: 6, 2x, last: vs. LMU (Mar. 6, 2015)
Blocked Shots: 2, at Pepperdine (Feb. 19, 2015)
Steals: 6, vs. St. Mary's (Feb. 28, 2015)
Minutes: 38, at LMU (Feb. 21, 2015)

CAREER HIGHS

Points: 12, vs. LMU (Mar. 6, 2015)
Field Goals: 6, vs. LMU (Mar. 6, 2015)
Field Goal Att.: 8, at USF (Feb. 12, 2015)
3-Pt Field Goals: 1, at #20 Michigan St. (Nov. 24, 2014)
3-Pt Field Goal Att.: 2, at #20 Michigan St. (Nov. 24, 2014)
Free Throws: 2, at San Diego (Jan. 29, 2015)
Free Throw Att.: 3, 2x, last: at San Diego (Jan. 29, 2015)
Rebounds: 10, vs. St. Mary's (Feb. 28, 2015)
Assists: 6, 2x, last: vs. LMU (Mar. 6, 2015)
Blocked Shots: 2, at Pepperdine (Feb. 19, 2015)
Steals: 6, vs. St. Mary's (Feb. 28, 2015)
Minutes: 38, at LMU (Feb. 21, 2015)

CAREER STATISTICS FOR JARVIS PUGH

Year	GP	GS	Min	Avg	TOTAL FG			3-POINT FG			FREE THROW			REBOUNDS				PF	FO	Ast	TO	Blk	Stl	Pts	Avg
					FG	FGA	Pct	FG	FGA	Pct	FT	FTA	Pct	Off	Def	Tot	Avg								
2014-15	31	14	597	19.3	50	86	.581	1	3	.333	4	13	.308	48	66	114	3.7	80	4	33	22	8	26	105	3.4
TOTAL	31	14	597	19.3	50	86	.581	1	3	.333	4	13	.308	48	66	114	3.7	80	4	33	22	8	26	105	3.4



5
JALEN RICHARD
6-3 • 185 • So • G
SAN TAN VALLEY, ARIZONA
POSTON BUTTE
HIGH SCHOOL

1 pt. with 1 reb. and 1 stl. in 7 min. at LMU (2/21) ... 0-1 FG (3FG) with 3 reb. and 3 ast. vs. Pacific (2/26) ... 2 reb. in 3 min. vs. LMU (3/6).

2013-14 (FR): Played in all 33 games with 16 starts averaging 3.9 ppg, 1.1 apg and 2.3 rpg in 15.6 mpg ... a starter in the first 3 games and 13 of the final 14 ... career-highs of 15 pts., 6 FGM and 3 stl. in his first game as a Bronco (vs. Bethesda 11/8) ... played a season-high 27 min. twice and played at least 20 min. 9 times ... starter in his 1st game at SCU with career-highs of 15 pts., 6 FGM, 3 stl. and 27 min. vs. Bethesda (11/8) ... starter with season-high 3 ast. vs. San Jose St. (11/12) ... season-high tying 3 ast. at CS Fullerton (11/16) ... 1st career foul out (vs. La Sierra 12/14) ... 1st career blk. (vs. Radford 12/16) ... career-best 7 reb. in season-high tying 27 min. vs. So. Florida (12/23) ... tied season-high with 3 ast. vs. Gonzaga (1/29) ... career-high 12 FGA, his only game with 10+, including 3-9 3FG (both career highs) for 11 pts. vs. USF (2/15) ... broke an 0-7 slump in 3FG shooting making 1-4 at Pepperdine (3/1) ... 2 pts. in 12 min. vs. UOP in WCC tournament win (3/6).

HIGH SCHOOL: Graduated from Poston Butte High School in the suburbs of Phoenix, Ariz. (San Tan Valley, Ariz.) ... his senior year team was 23-6 and 9-1 in league play ... lost in the second round of the state playoffs ... averaged 22 ppg, 3 apg, 7 rpg, 3 spg and 1 bpg his senior season ... his junior year led his team to the state quarterfinals as he posted 23 ppg, 6 rpg, 5 apg and 1 bpg ... was First-Team All-State twice, a 2nd team All-State player once and a three-time First-Team All-Region performer ... his performance best prior to his senior year included 48 points, 5 rebounds and 5 assists ... finished in the top 25 percent of his senior class.

PERSONAL: Parents are Kevin and Jennifer Richard ... has a younger brother named Cameron ... born in Las Cruces, N.M. and lived there most of his life (through eighth grade) ... studying in the College of Arts and Sciences.

Has played in 61 of 64 games with 16 starts during his career ... played 28 games off the bench this season ... did not play vs. USF (1/17) missing his first career game and sat out vs. LMU (1/22) with a sore ankle ... did not play vs. St. Mary's (2/28) ... 2-16 FG (.125) over his last 12 GP scoring 9 pts. in 10.5 mpg. after a season-high 13 pts. on 4-6 FG in 27 min. at Portland (1/8) ... went scoreless for the 16th time this season vs. LMU (3/6) ... made his 1st FG of the game in OT at USF (2/12) snapping an 0-7 slump and scored 4 pts. to match his total from the previous 7 GP ... 1 pt. (1-2 FT) vs. Portland (2/7) ending a career-long tying 5-game scoreless drought ... recorded a career-high 15 pts. in his first game as a Bronco (vs. Bethesda 11/8/13) ... has the ability and size to impact a game in several ways.

2014-15 (SO): Averaging 1.6 ppg and 1.5 rpg in 10.2 mpg ... career-high 4 ast. with 4 pts. (1-3 FG, 2-2 FT) in 17 min. vs. CS Fullerton (11/14) ... 5 pts. (2-4 FG) and 1 reb. vs. SD Christian (11/15) ... 3 reb. with 2 pts. (1-1 FG) in only 6 min. at Utah St. (11/19) ... 2 pts. (1-2 FG) with 1 reb. and 1 stl. in 10 min. at #20 Michigan St. (11/24) ... had 2 reb. without a shot attempt in 4 min. vs. Tennessee (11/27) ... scoreless for a 2nd straight game missing his only FGA (3) in season-low 3 min. vs. Rhode Island (11/28) ... scoreless in a 3rd straight game without a FGA in 3 min. vs. Rider (11/30) ... 2 pts. (1-2 FG) missing a 3FG in 6 min. at SJSU (12/6) ... 1 reb. and 1 ast. without a FGA in 16 min. vs. Washington St. (12/13) ... 0-1 FG (0 pts.) in 4 min. vs. Northeastern (12/20) ... missed his only FGA (3FG) with 2 reb. in 8 min. vs. Cal Poly (12/23) ... 0 pts. missing his only shot (3FG) with 2 reb. in 6 min. at St. Mary's (12/27) ... had 1 reb. in 2 min. with 0 FGA at UOP (12/29) ... broke a 5-game scoreless drought going 1-2 FT for 1 pt. and 4 reb. in 15 min. vs. BYU (1/1) ... season-high 5 reb. and 6 pts. (3-4 FG) in 16 min. vs. San Diego (1/3) ... season-high 13 pts. on 4-6 FG (2-2 3FG) with career-high tying 4 ast. and 100th career reb. in career-most 27 min. at Portland (1/8) ... 3 pts. (1-3 3FG) with 3 reb. in 16 min. at #6 Gonzaga (1/10) ... no shot attempts with 3 ast. in 9 min. vs. St. Katherine (1/13) ... returned to the lineup playing 2 min. vs. Pepperdine (1/24) after missing the previous 2 games ... 0-1 FG with a reb. in 8 min. at San Diego (1/29) ... did not score (0-2 FG) with 3 reb., 1 blk. and 1 stl. in 17 min. at BYU (1/31) ... missed his only FGA (3) in 8 min. vs. #2 Gonzaga (2/5) ... broke a 5-game scoreless drought with 1 pt. (1-2 FT) vs. Portland (2/7) ... 4 pts. (2-2 FT) and 3 reb. at USF (2/12) ... 0-1 FG with 1 reb. and 1 stl. in 10 min. at Pepperdine (2/19) ... 0-2 3FG (1-2 FT) for

SEASON HIGHS


Points: 13, at Portland (Jan. 8, 2015)
Field Goals: 4, at Portland (Jan. 8, 2015)
Field Goal Att.: 6, at Portland (Jan. 8, 2015)
3-Pt Field Goals: 2, at Portland (Jan. 8, 2015)
3-Pt Field Goal Att.: 3, at #6 Gonzaga (Jan. 10, 2015)
Free Throws: 3, at Portland (Jan. 8, 2015)
Free Throw Att.: 6, at Portland (Jan. 8, 2015)
Rebounds: 5, vs. San Diego (Jan. 3, 2015)
Assists: 4, 2x, last: at Portland (Jan. 8, 2015)
Blocked Shots: 1, at BYU (Jan. 31, 2015)
Steals: 1, 7x, last: vs. LMU (Mar. 6, 2015)
Minutes: 27, at Portland (Jan. 8, 2015)

CAREER HIGHS

Points: 15, vs. Bethesda (Nov. 8, 2013)
Field Goals: 6, vs. Bethesda (Nov. 8, 2013)
Field Goal Att.: 12, vs. USF (Feb. 15, 2014)
3-Pt Field Goals: 3, vs. USF (Feb. 15, 2014)
3-Pt Field Goal Att.: 9, vs. USF (Feb. 15, 2014)
Free Throws: 7, vs. So. Florida (Dec. 23, 2013)
Free Throw Att.: 8, vs. So. Florida (Dec. 23, 2013)
Rebounds: 7, vs. So. Florida (Dec. 23, 2013)
Assists: 4, 2x, last: at Portland (Jan. 8, 2015)
Blocked Shots: 1, 3x, last: at BYU (Jan. 31, 2015)
Steals: 3, vs. Bethesda (Nov. 8, 2013)
Minutes: 27, 3x, last: at Portland (Jan. 8, 2015)

CAREER STATISTICS FOR JALEN RICHARD

Year	GP	GS	Min	Avg	TOTAL FG			3-POINT FG			FREE THROW			REBOUNDS							PF	FO	Ast	TO	Blk	Stl	Pts	Avg
					FG	FGA	Pct	FG	FGA	Pct	FT	FTA	Pct	Off	Def	Tot	Avg											
2013-14	33	16	516	15.6	42	116	.362	14	50	.280	30	44	.682	10	66	76	2.3	48	1	37	27	2	18	128	3.9			
2014-15	28	0	285	10.2	15	43	.349	4	19	.211	10	18	.556	12	31	43	1.5	24	0	21	19	1	7	44	1.6			
TOTAL	61	16	801	13.1	57	159	.358	18	69	.261	40	62	.645	22	97	119	2.0	72	1	58	46	3	25	172	2.8			



42
DOMINIC ROMEO
6-7 • 240 • GRAD • F
TURLOCK, CALIFORNIA
PITMAN HIGH SCHOOL /
NOTRE DAME

Named to the WCC All-Academic Honorable Mention team .. in his first season as a walk-on with the Broncos after graduating from the University of Notre Dame in 2014 ... named to the Allstate NABC Good Works team in mid-February ... made his 1st career start at Senior Day vs. St. Mary's (2/28) and has seen action in 6 other games off the bench ... played 2 min. at BYU (1/31) after sitting out the previous 5 games ... played the final 1:53 vs. Rhode Island (11/28) in his first game action of the season ... made his 1st career FG on his only attempt in a game vs. Rider (11/30) ... played for the 1st time in 6 games with 2 min. vs. BYU (1/1) ... played at #6 Gonzaga (1/10) after missing the previous 2 games ... working on his Master's degree in Theology and works as a writing center tutor ... former president of Notre Dame's Political Science Honors Society ... founded Notre Dame's first-ever Chinese Language Club ... spent time volunteering in Honduras, Tanzania, Kenya, Uganda and the United State's Appalachian region ... aspires to work in a developing country as a medical doctor.

2014-15 (G): Saw his first action of the season playing the final 1:53 with 1 pt. (1-2 FT) vs. Rhode Island (11/28) ... scored his 1st pts. of the season (3) making his only FGA and 1-2 FT with 2 reb. in 5 min. vs. Rider (11/30) ... played 2 min. making 1-2 FT vs. BYU (1/1) ... made 1-2 FG (1 pt.) playing the final min. at #6 Gonzaga (1/10) ... played the final 2 min. after missing the previous 5 games (at BYU 1/31) ... played for the 1st time in 7 games going 5 min. with 2 reb. in a start (Sr. Day) vs. St. Mary's (2/28) ... missed his only FGA playing the final min. vs. LMU (3/6).

COLLEGE: Attended the University of Notre Dame and graduated in 2014 with a double major ... former walk-on defensive end for the Fighting Irish football team (2012 season).

HIGH SCHOOL: Attended Pitman High School in Turlock, Calif. ... high school team qualified for the CIF San Joaquin Section Playoffs ... named All-League MVP runner up ... named to All-District First Team ... selected as the MVP of the Book-store Basketball Tournament, the world's largest outdoor basketball tournament ... averaged 22 ppg and 12 rpg during his senior season ... single game career-high for points was 36 ... single game career-high for rebounds was 21.

PERSONAL: Graduated magna cum laude from the University of Notre Dame in 2014 with a double major in Chinese and Political Science ... proficient in Mandarin Chinese ... identified as one of Notre Dame's top writers and subsequently worked a writing center tutor ...enjoys spending time with his family and friends, speaking Chinese, going to church, reading and playing the guitar ... parents are Michael and Diane Romeo ... has three siblings: Nicolas (23), Samantha (20) and Daniel (17); Nic attends Saint Mary's (Calif.) and Mantha attends Gonzaga.

Why Dominic chose Santa Clara:
 "After spending time talking with the coaches and meeting the players on the team, my decision to come to Santa Clara was quite easy. As I interacted with everyone involved in the program, I was struck by how close the team unit was, and how much everyone seemed to genuinely care for one another. Being raised in a large family, I greatly appreciate the cohesion of a family unit, and it didn't take long at all for me to notice that was a real thing here on this basketball team. Once I came to this realization, my decision to come here was a no-brainer, and I haven't looked back for even a second since."

SEASON HIGHS

Points: 3, vs. Rider (Nov. 30, 2014)
Field Goals: 1, vs. Rider (Nov. 30, 2014)
Field Goal Att.: 1, 2x, last: vs. LMU (Mar. 6, 2015)
3-Pt Field Goals: 0
3-Pt Field Goal Att.: 0
Free Throws: 1, 4x, last: at #6 Gonzaga (Jan. 10, 2015)
Free Throw Att.: 2, 4x, last: at #6 Gonzaga (Jan. 10, 2015)
Rebounds: 2, 2x, last: vs. St. Mary's (Feb. 28, 2015)
Assists: 0
Blocked Shots: 0
Steals: 0
Minutes: 5, 2x, last: vs. St. Mary's (Feb. 28, 2015)

CAREER HIGHS

Points: 3, vs. Rider (Nov. 30, 2014)
Field Goals: 1, vs. Rider (Nov. 30, 2014)
Field Goal Att.: 1, 2x, last: vs. LMU (Mar. 6, 2015)
3-Pt Field Goals: 0
3-Pt Field Goal Att.: 0
Free Throws: 1, 4x, last: at #6 Gonzaga (Jan. 10, 2015)
Free Throw Att.: 2, 4x, last: at #6 Gonzaga (Jan. 10, 2015)
Rebounds: 2, 2x, last: vs. St. Mary's (Feb. 28, 2015)
Assists: 0
Blocked Shots: 0
Steals: 0
Minutes: 5, 2x, last: vs. St. Mary's (Feb. 28, 2015)

CAREER STATISTICS FOR DOMINIC ROMEO

Year	GP	GS	Min	Avg	TOTAL FG			3-POINT FG			FREE THROW			REBOUNDS				PF	FO	Ast	TO	Blk	Stl	Pts	Avg
					FG	FGA	Pct	FG	FGA	Pct	FT	FTA	Pct	Off	Def	Tot	Avg								
2014-15	7	1	18	2.6	1	2	.500	0	0	.000	4	8	.500	1	3	4	0.6	3	0	0	0	0	0	6	0.9
TOTAL	7	1	18	2.6	1	2	.500	0	0	.000	4	8	.500	1	3	4	0.6	3	0	0	0	0	0	6	0.9



1
EVAN WARDLOW
6-4 • 180 • FR • F
LAKE VIEW TERRACE,
CALIFORNIA
EL CAMINO REAL
HIGH SCHOOL

In his first season with the program ... has played in 29 games with 1 start ... made his 1st career start playing 6 min. vs. Tennessee (11/27) ... did not play for the first time this season with flu symptoms at LMU (2/21) and vs. Pacific (2/26) ... returned to action playing 6 min. vs. St. Mary's (2/28) ... 2 pts. vs. LMU (3/6) ending a career-long 5 game scoreless drought and played 12 min., his most since a career-best 14 vs. BYU (1/1) ... is 4-14 FG (.286) over his last 14 GP after starting the season 11-18 (.611) ... broke a 3-game scoreless drought with 2 pts. (1-3 FG) at BYU (1/31) ... his 3 FGA were his most since a career-high 6 at St. Mary's (12/27) ... became the last player who started the season in uniform to attempt a FT when he went 2-2 vs. Cal Poly (12/23) in the team's 11th game and is 5-6 (.833) for the season ... broke a 3-game scoreless drought with 4 pts. on perfect shooting (1-1 FG, 2-2 FT) vs. St. Katherine (1/13) ... scored a career-high 8 pts. at St. Mary's (12/27) matching his total from the previous 7 games combined ... scored 5 pts. in 8 min. making his only 3FG in 1st game as a Bronco (vs. CS Fullerton 11/14).

2014-15 (FR): Averaging 1.2 ppg in 8.7 mppg ... made his 1st 3FG on his 1st attempt and totaled 5 pts. (2-3 FG) in 8 min. in SCU debut (vs. CS Fullerton 11/14) ... 1st career stl. without attempting a FG vs. SD Christian (11/15) ... collected 1 ast. at Utah St. (11/19) ... made his only FGA for 2 pts. in 9 min. at #20 Michigan St. (11/24) ... 1st career start without a shot attempt and 1st blk. in 6 min. vs. Tennessee (11/27) ... made his only FGA (2 pts.) with 2 reb. and a stl. vs. Rhode Island (11/28) ... played 10 min. with 2 pts. (1-2 FG) with 1 reb. and 1 ast. vs. Rider (11/30) ... 10 min. without a FGA and 2 reb. at SJSU (12/6) ... 2 pts. (1-2 FG) with season-high 2 ast. vs. Washington St. (12/13) ... 1 ast. and 0 pts. (0-1 FG) vs. Northeastern (12/20) ... made his first FT (2-2) of the season for 2 pts. with 1 reb. and 1 ast. vs. Cal Poly (12/23) ... career-high 8 pts. on 4-6 FG with 1 reb. and 1 ast. in season-best 14 min. at St. Mary's (12/27) ... 1 ast. with 0 FGA in at UOP (12/29) ... made his only FGA for 2 pts. with 1 ast. and 1 reb. in 14 min. vs. BYU (1/1) ... 0-1 FG and 1 ast. vs. San Diego (1/3) ... grabbed a season-high 3 reb. at Portland (1/8) ... missed his only FGA with 1 stl. in at #6 Gonzaga (1/10) ... 4 pts. on 1-1 FG (2-2 FT) ending a 3-game scoreless drought vs. St. Katherine (1/13) ... made his only FG (1-2 FT) scoring 3 pts. vs. USF (1/17) ... scoreless (0-1 FG) in 6 min. vs. LMU (1/22) ... 0-1 FG with 2 reb in 9 min. vs. Pepperdine (1/24) ... 3rd straight scoreless game matching a season-long drought in 5 min. at San Diego (1/29) ... 2

pts. on 1-3 FG with 2 ast. at BYU (1/31) ... played 5 min. vs. #2 Gonzaga (2/5) ... 1 ast. in 2 min. vs. Portland (2/7) ... no shots and 1 reb. in 5 min. at USF (2/12) ... 0-2 FG with 2 reb. in 11 min. at Pepperdine (2/19) ... back in action after missing previous 2 games with flu playing 6 min. vs. St. Mary's (2/28) ... ended a career-long 5-game scoreless drought with 2 pts. (1-2 FG) and 2 reb. in 12 min. vs. LMU (3/6).

HIGH SCHOOL: 2014 El Camino Real High School graduate (Woodland Hills, Calif.) ... four-year letterwinner under Joe Wyatt ... his senior year he averaged 19.0 ppg and 5.0 rpg ... team won the Los Angeles City Championship ... was first-team all-city and first-team D-I state ... his junior year he averaged 10 ppg, 7 rpg and 3 apg ... team was 28-4 his junior year and lost in City Division I championship and lost in first round of the Open Division State ... his sophomore year he averaged 8 ppg and 6 rpg ... member of the Aim High AAU Club under head coach Kenny Smith ... also played for Double Pump for head coach Christian Aurand ... in his high school, he was a member of the Hope for Jude, a hospital club; donated toys and letters to children with cancer and childhood diseases.

PERSONAL: Son of Theus and Alesia Wardlow ... major is Communications.

Why Evan chose Santa Clara:

"I chose Santa Clara because I liked the campus. It's also a really good academic school. They are on the rise as a basketball program. I was really comfortable with the coaching staff. Once I graduate from Santa Clara, I will be able to have a real career if basketball doesn't work out."

SEASON HIGHS

Points: 8, at St. Mary's (Dec. 27, 2014)
Field Goals: 4, at St. Mary's (Dec. 27, 2014)
Field Goal Att.: 6, at St. Mary's (Dec. 27, 2014)
3-Pt Field Goals: 1, vs. CS Fullerton (Nov. 14, 2014)
3-Pt Field Goal Att.: 1, 3x, last: at St. Mary's (Dec. 27, 2014)
Free Throws: 2, 2x, last: vs. St. Katherine (Jan. 13, 2015)
Free Throw Att.: 2, 3x, last: vs. USF (Jan. 17, 2015)
Rebounds: 3, at Portland (Jan. 8, 2015)
Assists: 2, 2x, last: at BYU (Jan. 31, 2015)
Blocked Shots: 1, vs. Tennessee (Nov. 27, 2014)
Steals: 1, 4x, last: at BYU (Jan. 31, 2015)
Minutes: 14, 2x, last: vs. BYU (Jan. 1, 2015)

CAREER HIGHS

Points: 8, at St. Mary's (Dec. 27, 2014)
Field Goals: 4, at St. Mary's (Dec. 27, 2014)
Field Goal Att.: 6, at St. Mary's (Dec. 27, 2014)
3-Pt Field Goals: 1, vs. CS Fullerton (Nov. 14, 2014)
3-Pt Field Goal Att.: 1, 3x, last: at St. Mary's (Dec. 27, 2014)
Free Throws: 2, 2x, last: vs. St. Katherine (Jan. 13, 2015)
Free Throw Att.: 2, 3x, last: vs. USF (Jan. 17, 2015)
Rebounds: 3, at Portland (Jan. 8, 2015)
Assists: 2, 2x, last: at BYU (Jan. 31, 2015)
Blocked Shots: 1, vs. Tennessee (Nov. 27, 2014)
Steals: 1, 4x, last: at BYU (Jan. 31, 2015)
Minutes: 14, 2x, last: vs. BYU (Jan. 1, 2015)

CAREER STATISTICS FOR EVAN WARDLOW

Year	GP	GS	Min	Avg	TOTAL FG			3-POINT FG			FREE THROW			REBOUNDS				PF	FO	Ast	TO	Blk	Stl	Pts	Avg
					FG	FGA	Pct	FG	FGA	Pct	FT	FTA	Pct	Off	Def	Tot	Avg								
2014-15	29	1	252	8.7	15	32	.469	1	3	.333	5	6	.833	2	18	20	0.7	16	0	16	14	1	4	36	1.2
TOTAL	29	1	252	8.7	15	32	.469	1	3	.333	5	6	.833	2	18	20	0.7	16	0	16	14	1	4	36	1.2

INDIVIDUAL MISCELLANEOUS STATS

44 - ATANGA, Yannick	Season	Career	Streak
30+ point games	0	0	0
20+ point games	0	0	0
10+ point games	0	1	0
10+ rebound games	0	11	0
10+ assist games	0	0	0
double-double games	0	0	0
games started	2	41	0

23 - BROWNRIDGE, Jared	Season	Career	Streak
30+ point games	0	3	0
20+ point games	6	20	0
10+ point games	27	53	16
10+ rebound games	0	0	0
10+ assist games	0	0	0
double-double games	0	0	0
games started	31	64	64

3 - CLARK, Brandon	Season	Career	Streak
30+ point games	1	3	0
20+ point games	11	24	0
10+ point games	25	72	4
10+ rebound games	0	0	0
10+ assist games	0	0	0
double-double games	0	0	0
games started	31	68	35

0 - EDWARDS, Stephen	Season	Career	Streak
30+ point games	0	0	0
20+ point games	0	0	0
10+ point games	0	0	0
10+ rebound games	0	0	0
10+ assist games	0	0	0
double-double games	0	0	0
games started	0	0	0

11 - HEALEY, Kai	Season	Career	Streak
30+ point games	0	0	0
20+ point games	0	0	0
10+ point games	2	2	0
10+ rebound games	0	0	0
10+ assist games	0	0	0
double-double games	0	0	0
games started	1	1	0

22 - HUBBARD, Matt	Season	Career	Streak
30+ point games	0	0	0
20+ point games	0	0	0
10+ point games	10	10	0
10+ rebound games	1	1	0
10+ assist games	0	0	0
double-double games	1	1	0
games started	24	24	0

20 - JOHNSON, Denzel	Season	Career	Streak
30+ point games	0	0	0
20+ point games	0	3	0
10+ point games	14	25	0
10+ rebound games	0	0	0
10+ assist games	0	0	0
double-double games	0	0	0
games started	31	42	31

43 - KRATCH, Nate	Season	Career	Streak
30+ point games	0	0	0
20+ point games	0	0	0
10+ point games	4	6	0
10+ rebound games	2	3	0
10+ assist games	0	0	0
double-double games	0	0	0
games started	18	23	1

50 - NDUMANYA, Emmanuel	Season	Career	Streak
30+ point games	0	0	0
20+ point games	0	0	0
10+ point games	0	0	0
10+ rebound games	0	0	0
10+ assist games	0	0	0
double-double games	0	0	0
games started	0	0	0

30 - PAPENFUS, Andrew	Season	Career	Streak
30+ point games	0	0	0
20+ point games	0	0	0
10+ point games	0	0	0
10+ rebound games	0	0	0
10+ assist games	0	0	0
double-double games	0	0	0
games started	1	1	0

4 - PUGH, Jarvis	Season	Career	Streak
30+ point games	0	0	0
20+ point games	0	0	0
10+ point games	2	2	1
10+ rebound games	1	1	0
10+ assist games	0	0	0
double-double games	0	0	0
games started	14	14	1

5 - RICHARD, Jalen	Season	Career	Streak
30+ point games	0	0	0
20+ point games	0	0	0
10+ point games	1	5	0
10+ rebound games	0	0	0
10+ assist games	0	0	0
double-double games	0	0	0
games started	0	16	0

42 - ROMEO, Dominic	Season	Career	Streak
30+ point games	0	0	0
20+ point games	0	0	0
10+ point games	0	0	0
10+ rebound games	0	0	0
10+ assist games	0	0	0
double-double games	0	0	0
games started	1	1	0

1 - WARDLOW, Evan	Season	Career	Streak
30+ point games	0	0	0
20+ point games	0	0	0
10+ point games	0	0	0
10+ rebound games	0	0	0
10+ assist games	0	0	0
double-double games	0	0	0
games started	1	1	0

INDIVIDUAL MILESTONE WATCH

Player	Needed	Milestone
Jared Brownridge	24 Points	29th place SCU career
	3 Points	1,050 career
	20 Points	500 season
Brandon Clark	46 Points	12th place SCU career
	24 Points	1,550 career
	3 3FGM	9th place SCU career

Player	Needed	Milestone
Denzel Johnson	3 Points	600 career
	15 Rebounds	200 career
Nate Kratch	20 Points	300 career
	19 Rebounds	250 career
Jalen Richard	28 Points	200 career

CAREER INDIVIDUAL RECORDS

1000 Points Scored

- Kevin Foster (2008-13) # 2,423
- Kurt Rambis (1976-80)..... 1,736
- Harold Keeling (1981-85)..... 1,731
- Brian Jones (1996-01)..... 1,722
- Marc Trasolini (2008-13) #... 1,699
- Steve Nash (1992-96)..... 1,689
- Dennis Awtrey (1967-70)..... 1,675
- John Bryant (2005-09) ^..... 1,667
- Londale Theus (1976-80)..... 1,643
- Evan Roquemore (2010-14) #..... 1,627
- Ken Sears (1951-55)..... 1,586
- Kyle Bailey (2001-05)..... 1,571
- Brandon Clark (2011-)** #..... **1,526**
- Mike Stewart (1970-73)..... 1,446
- Bud Ogden (1966-69)..... 1,437
- Nick Vanos (1981-85)..... 1,399
- Mike Gervasoni (1964-67)..... 1,393
- Travis Niesen (2002-06)..... 1,380
- Jens Gordon (1985-89)..... 1,356
- Marlon Garnett (1993-97)..... 1,346
- Ralph Ogden (1967-70)..... 1,280
- Mitch Burley (1985-89)..... 1,258
- Frank Sobrero (1957-60)..... 1,256
- Ron Reis (1988-92)..... 1,246
- Nathan Fast (1996-00)..... 1,182
- Scott Lamson (1981-85)..... 1,120
- Raymond Cowels III (2009-13) #..... 1,090
- Brody Angley (2004-08) # 1,074
- Dan Weiss (1984-88)..... 1,070
- Jared Brownridge (2013-)** # **1,047**
- DeWayne Lewis (1990-94)..... 1,032
- Jim Young (1951-54)..... 1,016
- Glen Hubbard (1972-76)..... 1,012

Scoring Average

- Dennis Awtrey (1967-70)..... 19.9
- Mike Stewart (1970-73)..... 18.5
- Kevin Foster (2008-13)..... 18.2
- Bud Ogden (1966-69)..... 18.2
- Mike Gervasoni (1964-67).... 17.6
- Jared Brownridge (2013-)**..... **16.4**
- Kurt Rambis (1976-80)..... 16.1
- Londale Theus (1976-80)..... 16.0
- Ralph Ogden (1967-70)..... 15.8
- Frank Sobrero (1957-60)..... 15.7

Field Goals Made

- Kevin Foster (2008-13)..... 771
- Londale Theus (1976-80)..... 712
- Kurt Rambis (1976-80)..... 686
- Harold Keeling (1981-85)..... 675
- John Bryant (2005-09)..... 655
- Dennis Awtrey (1967-70)..... 646
- Marc Trasolini (2008-13)..... 628
- Brian Jones (1996-01)..... 572
- Nick Vanos (1981-85)..... 556
- Ken Sears (1951-55)..... 548

Field Goals Attempted

- Brian Jones (1996-01)..... 1,490
- Londale Theus (1976-80).... 1,395
- Kevin Foster (2008-13)..... 1,373
- Kyle Bailey (2001-05)..... 1,372
- Harold Keeling (1981-85)..... 1,361
- Kurt Rambis (1976-80)..... 1,316
- Ken Sears (1951-55)..... 1,280
- Evan Roquemore (2010-14)..... 1,258
- Steve Nash (1992-96)..... 1,229
- Mike Gervasoni (1964-67)..... 1,210

Field Goal Percentage

- Ron Reis (1988-92)..... 606
- Mike Stewart (1970-73)..... 591
- Dan Weiss (1984-88)..... 586
- Dennis Awtrey (1967-70)..... 583
- John Bryant (2005-09)..... 577
- Mike Norman (1980-84)..... 558
- Mark Trasolini (2008-)
- Jens Gordon (1985-89)..... 525
- Gary Hopkins (1979-83)..... 523
- Kurt Rambis (1976-80)..... 521

Minimum 500 attempts

Three-Pointers Made

- Kevin Foster (2008-13)..... 431
- Steve Nash (1992-96)..... 263
- Kyle Bailey (2001-05)..... 225
- Raymond Cowels III (2009-13)..... 219
- Marlon Garnett (1993-97)..... 217
- Evan Roquemore (2010-14)..... 205
- Ethan Rohde (2002-05)..... 192
- Jared Brownridge (2013-)**..... **182**
- Brian Jones (1996-01)..... 165
- Brandon Clark (2011-)**..... **163**

Three-Pointers Attempted

- Kevin Foster (2008-13)..... 1,184
- Kyle Bailey (2001-05)..... 679
- Steve Nash (1992-95)..... 656
- Raymond Cowels III (2009-13)..... 584
- Evan Roquemore (2010-14)..... 577
- Marlon Garnett (1993-97)..... 528
- Brian Jones (1996-01)..... 526
- Ethan Rohde (2002-05)..... 490
- Brandon Clark (2011-)**..... **479**
- Jared Brownridge (2013-)**..... **422**

Three-Point FG Pct.

Jared Brownridge (2013-)..... **431**

- Steve Nash (1992-96)..... 401
- Marlon Garnett (1993-97)..... 398
- Ethan Rohde (2002-05)..... 392
- Mitch Burley (1985-89)..... 384
- Craig Johnson (1995-98)..... 381
- Justin Holbrook (1998-2002)..... 378
- Rhea Taylor (1988-92)..... 378
- Nathan Fast (1996-00)..... 376
- Raymond Cowels III (2009-13)..... 375
- Brandon Clark (2011-)**..... **340**

Min. 2 years/1.0 3FG made per game

Free Throws Made

- Evan Roquemore (2010-14).... 484
- Ken Sears (1951-55)..... 470
- Kevin Foster (2008-13)..... 450
- Brian Jones (1996-01)..... 413
- Brandon Clark (2011-)**..... **393**
- Bud Ogden (1966-69)..... 385
- Marc Trasolini (2008-13)..... 383
- Dennis Awtrey (1967-70)..... 383
- Harold Keeling (1981-85)..... 381
- Mike Stewart (1970-73)..... 376

Free Throws Attempted

- Ken Sears (1951-55)..... 608
- Evan Roquemore (2010-14).... 600
- Kevin Foster (2008-13)..... 577
- Brian Jones (1996-01)..... 577
- Mike Stewart (1970-73)..... 564
- Kurt Rambis (1976-80)..... 545
- Harold Keeling (1981-85)..... 543
- Dennis Awtrey (1967-70)..... 536
- Bud Ogden (1966-69)..... 533
- Marc Trasolini (2008-13)..... 517
- Ron Reis (1988-92)..... 517

Free Throw Percentage

- Steve Nash (1992-96)..... 860
- Jared Brownridge (2013-)**..... **859**
- Russ Vrankovich (1961-64)..... 858
- Brandon Clark (2011-)**..... **842**
- Mitch Burley (1985-89)..... 833
- Evan Roquemore (2010-14).... 807
- Steve Ross (2001-02)..... 806
- Mike Gervasoni (1964-67).... 801
- Larry Dunlap (1964-67)..... 796
- Eric Paulson (1963-66)..... 795
- Londale Theus (1976-80)..... 788

Minimum 2 years / 2.0 per game

Rebounds

- John Bryant (2005-09)..... 1,152
- Dennis Awtrey (1967-70)..... 1,135
- Kurt Rambis (1976-80)..... 1,037
- Nick Vanos (1981-85)..... 876
- Ron Reis (1988-92)..... 851
- Marc Trasolini (2008-13)..... 846
- Jens Gordon (1985-89)..... 814
- Mike Stewart (1970-73)..... 743
- Ken Sears (1951-55)..... 733
- Rich Montgomery (1954-57).... 694
- Bud Ogden (1966-69)..... 694

Assists

- Evan Roquemore (2010-14)..... 578
- Brian Jones (1996-01)..... 517
- Steve Nash (1992-96)..... 510
- Brody Angley (2004-2008)..... 506
- Eddie Joe Chavez (1974-78)..... 482
- Kevin Foster (2008-13)..... 464
- Kyle Bailey (2001-05)..... 452
- Steve Kenilvort (1982-86)..... 423
- John Woolery (1990-94)..... 422
- Brandon Clark (2011-)**..... **406**

Season records kept only since 1973-74

Blocked Shots

- John Bryant (2005-09)..... 246
- Marc Trasolini (2008-13)..... 176
- Nick Vanos (1981-85)..... 159
- Jens Gordon (1985-89)..... 133
- Yannick Atanga (2010-)**..... **94**
- Kurt Rambis (1976-80)..... 93
- Robert Garrett (2011-)
- Brendan Graves (1994-96).... 70
- Mike Norman (1980-84)..... 65
- Rhea Taylor (1988-92)..... 63

Season records kept only since 1978-79

Steals

- Harold Keeling (1981-85)..... 263
- Kevin Foster (2008-13)..... 233
- Brian Jones (1996-01)..... 223
- Kyle Bailey (2001-05)..... 196
- John Woolery (1990-94)..... 192
- Brody Angley (2004-2008)..... 173
- Steve Nash (1992-96)..... 147
- Chris Lane (1984-88)..... 142
- Doron Perkins (2004-05)..... 137
- LaCoby Phillips (1988-92)..... 132

Season records kept only since 1978-79

Personal Fouls

- Jens Gordon (1985-89)..... 396
- Ben Dowdell (2007-11)..... 393
- Kurt Rambis (1976-80)..... 366
- Dan Weiss (1984-88)..... 358
- Mike Norman (1980-84)..... 356
- Jason Sedlock (1992-97)..... 344
- Marc Trasolini (2008-13)..... 340
- Brian Jones (1996-01)..... 339
- John Bryant (2005-09)..... 337
- Todd Wuschnig (1996-00)..... 326

Games Played

- Raymond Cowels III (2009-13).... 137
- Marc Trasolini (2008-13)..... 137
- Evan Roquemore (2010-14).... 135
- Kevin Foster (2008-13)..... 133
- Brandon Clark (2011-)**..... **132**
- John McArthur (2010-14)..... 128
- Niji Harrison (2009-13)..... 128
- Ben Dowdell (2007-11)..... 128
- Kyle Bailey (2001-05)..... 127
- John Bryant (2005-09)..... 124

Games Started


- Kevin Foster (2008-13)..... 125
- Brian Jones (1996-01)..... 116
- Brody Angley (2004-08)..... 111
- Marc Trasolini (2008-13)..... 109
- Kurt Rambis (1976-80)..... 107
- Evan Roquemore (2010-14)..... 107
- John Bryant (2005-09)..... 106
- Dan Weiss (1984-88)..... 103
- Steve Kenilvort (1982-86)..... 99
- Ben Dowdell (2007-11)..... 98

Minutes Played

- Evan Roquemore (2010-14).... 4,271
- Kevin Foster (2008-13)..... 4,212
- Kyle Bailey (2001-05)..... 3,897
- Marc Trasolini (2008-13)..... 3,824
- Brody Angley (2004-08)..... 3,670
- Steve Kenilvort (1982-86).... 3,633
- Brian Jones (1996-01)..... 3,477
- Mitch Burley (1985-89)..... 3,469
- Brandon Clark (2011-)**..... **3,409**
- Steve Nash (1992-96)..... 3,402

Bold - 2014-15 player

- Scored 1000th career point under Kerry Keating



Steve Nash

SEASON INDIVIDUAL RECORDS/TANDEMS

Points

1. Kevin Foster (2010-11).....	766
2. Kevin Foster (2012-13).....	732
3. Dennis Awtrey (1968-69).....	619
4. Dennis Awtrey (1969-70).....	614
5. John Bryant (2008-09).....	596
6. Ralph Ogden (1969-70).....	590
7. Marc Trasolini (2012-13).....	587
8. Harold Keeling (1983-84).....	585
9. Harold Keeling (1984-85).....	574
10. Jared Brownridge (2013-14).....	567
11. Steve Nash (1994-95).....	565
12. Russ Vrankovich (1963-64).....	561
13. John Bryant (2007-08).....	558
14. Brandon Clark (2013-14).....	557
15. Mike Stewart (1971-72).....	551
16. Nick Vanos (1983-84).....	544
17. Ken Sears (1954-55).....	535
18. Kurt Rambis (1979-90).....	529
19. Travis Niesen (2005-06).....	528
20. Mike Gervasoni (1966-67).....	522
Jens Gordon (1988-89).....	522

Scoring Average

1. Russ Vrankovich (1963-64).....	22.5
2. Ken Sears (1954-55).....	22.3
3. Ralph Ogden (1969-70).....	21.9
4. Dennis Awtrey (1968-69).....	21.3
5. Dennis Awtrey (1969-70).....	21.2
Mike Stewart (1971-72).....	21.2
7. Steve Nash (1994-95).....	20.9
8. Kevin Foster (2010-11).....	20.2
9. Mike Gervasoni (1966-67).....	20.1
Londale Theus (1978-79).....	20.1

Rebounds

1. John Bryant (2008-09).....	467
2. Dennis Awtrey (1969-70).....	409
3. Dennis Awtrey (1968-69).....	386
4. Joe Sheaff (1959-60).....	362
5. Dennis Awtrey (1967-68).....	340
6. Ron Reis (1990-91).....	320
7. Nick Vanos (1983-84).....	317
8. Kurt Rambis (1976-77).....	313
9. Nick Vanos (1984-85).....	312
10. John Bryant (2007-08).....	298

Season records kept only since 1955-56

Field Goals Made

1. Kevin Foster (2012-13).....	241
2. Dennis Awtrey (1968-69).....	240
3. Ralph Ogden (1969-70).....	238
4. Harold Keeling (1983-84).....	231
5. Marc Trasolini (2012-13).....	230
Dennis Awtrey (1969-70).....	230
7. Kevin Foster (2010-11).....	229
8. John Bryant (2008-09).....	226
9. Londale Theus (1978-79).....	224
10. Harold Keeling (1984-85).....	220

Field Goals Attempted

1. Kevin Foster (2012-13).....	602
2. Kevin Foster (2010-11).....	594
3. Russ Vrankovich (1963-64).....	532
4. Ralph Ogden (1969-70).....	486
5. Harold Keeling (1983-84).....	463
6. Brian Jones (2000-01).....	437
7. Mike Gervasoni (1966-67).....	434
8. Londale Theus (1978-79).....	430
9. Frank Sobrero (1959-60).....	428
10. Harold Keeling (1984-85).....	427

Field Goal Percentage

1. Marc Trasolini (2008-09).....	.681
2. Mike Stewart (1971-72).....	.647
3. Mike Stewart (1972-73).....	.639
4. Mark McNamara (1977-78).....	.624
Ron Reis (1989-90).....	.624
6. Ron Reis (1990-91).....	.622

7. Dan Weiss (1986-87).....	.615
8. Dan Weiss (1987-88).....	.607
Ron Reis (1991-92).....	.607
10. Mike Norman (1983-84).....	.602

Three-Pointers Made

1. Kevin Foster (2010-11).....	140
2. Kevin Foster (2012-13).....	120
3. Jared Brownridge (2013-14) ...	95
4. Jared Brownridge (2014-15) ...	87
5. Kevin Foster (2008-09).....	85
6. Steve Nash (1994-95).....	84
7. Raymond Cowels III (2012-13).....	76
8. Steve Ross (2001-02).....	74
9. Marlon Garnett (1996-97).....	69
10. Steve Nash (1993-94).....	67

Three-Pointers Attempted

1. Kevin Foster (2010-11).....	380
2. Kevin Foster (2012-13).....	335
3. Kevin Foster (2008-09).....	232
4. Jared Brownridge (2013-14).....	218
5. Jared Brownridge (2014-15).....	204
6. Kyle Bailey (2004-05).....	198
7. Raymond Cowels III (2012-13).....	195
8. Steve Nash (1994-95).....	185
Marlon Garnett (1996-97).....	185
10. Steve Nash (1995-96).....	183

Three-Point FG Pct.

1. Steve Nash (1994-95).....	.454
2. Craig Johnson (1996-97).....	.448
3. Rhea Taylor (1990-91).....	.437
4. Jared Brownridge (2013-14).....	.436
5. Marlon Garnett (1994-95).....	.432
Raymond Cowels III (2011-12).....	.431
7. Jared Brownridge (2014-15).....	.426
8. Delano D'Oyen (1998-99).....	.426
9. Mitch Burley (1987-88).....	.424
10. Scott Dougherty (2006-07).....	.420

Min. of 1 made per team game

Free Throws Made

1. Ken Sears (1954-55).....	197
2. Kevin Foster (2010-11).....	168
3. Russ Vrankovich (1963-64).....	165
4. Evan Roquemore (2010-11).....	159
5. Dennis Awtrey (1969-70).....	154
6. Steve Nash (1994-95).....	153
7. Mike Gervasoni (1966-67).....	148
8. Mike Stewart (1971-72).....	147
9. Brandon Clark (2013-14).....	145
Bud Ogden (1967-68).....	145

Free Throws Attempted

1. Ken Sears (1954-55).....	235
2. Mike Stewart (1971-72).....	220
3. Dennis Awtrey (1969-70).....	214
4. Kevin Foster (2010-11).....	210
5. Bud Ogden (1967-68).....	197
6. Travis Niesen (2005-06).....	195
Ron Reis (1990-91).....	195
8. Evan Roquemore (2010-11).....	193
9. Russ Vrankovich (1963-64).....	191
10. Harold Keeling (1984-85).....	185

Free Throw Percentage

1. Steve Nash (1995-96).....	.894
2. Larry Dunlap (1966-67).....	.879
Steve Nash (1994-95).....	.879
4. Mitch Burley (1985-89).....	.875
5. Brandon Clark (2013-14).....	.868
6. Russ Vrankovich (1963-64).....	.864
7. Brandon Clark (2014-15).....	.863
8. Jared Brownridge (2013-14).....	.862
9. Jared Brownridge (2014-15).....	.858
10. Marlon Garnett (1994-95).....	.852

Minimum 2 made per team game

Assists

1. Evan Roquemore (2012-13).....	196
2. John Woolery (1993-94).....	190
3. Steve Nash (1994-95).....	174
Steve Nash (1995-96).....	174
5. Kevin Foster (2012-13).....	165
6. Brody Angley (2005-06).....	164
7. Evan Roquemore (2011-12).....	158
8. Brian Jones (1999-00).....	155
9. Eddie Joe Chavez (1977-78).....	153
10. Eddie Joe Chavez (1976-77).....	152

Blocked Shots

1. John Bryant (2008-09).....	84
2. John Bryant (2007-08).....	76
3. Nick Vanos (1983-84).....	67
4. Nick Vanos (1985-86).....	57
5. Marc Trasolini (2012-13).....	54
6. Marc Trasolini (2009-10).....	50
7. John Bryant (2006-07).....	49
8. Jens Gordon (1987-88).....	48
9. Robert Garrett (2012-13).....	41
10. Yannick Atanga (2012-13).....	38

Steals

1. Kevin Foster (2012-13).....	91
2. Harold Keeling (1982-83).....	82
3. Chris Lane (1986-87).....	77
4. Harold Keeling (1983-84).....	74
Doron Perkins (2004-05).....	74
6. Harold Keeling (1984-85).....	73
7. John Woolery (1992-93).....	71

8. John Woolery (1993-94).....	70
9. Brian Jones (1999-00).....	65
10. Brian Jones (2000-01).....	64

Season records kept only since 1978-79

Fouls

1. Ben Dowdell (2010-11).....	124
2. Jens Gordon (1986-87).....	118
3. Doron Perkins (2004-05).....	111
4. Ben Dowdell (2010-11).....	110
5. Nate Kratch (2014-15).....	108
Jerry Bellotti (1973-74).....	108
Remel Diggs (1973-74).....	108
Justin Holbrook (2000-01).....	108
9. Ben Dowdell (2008-09).....	107
Jerry Bellotti (1974-75).....	104

Minutes Played

1. Kevin Foster (2012-13).....	1,233
2. Kevin Foster (2010-11).....	1,221
3. Evan Roquemore (2012-13).....	1,194
4. Evan Roquemore (2010-11).....	1,192
5. Mark Trasolini (2012-13).....	1,173
6. Jared Brownridge (2013-14).....	1,107
7. Brody Angley (2007-08).....	1,090
8. Harold Keeling (1983-84).....	1,068
9. Kyle Bailey (2004-05).....	1,064
10. Brandon Clark (2013-14).....	1,058

Bold - 2014-15 player

TOP SCORING TANDEMS

No. Players.....	Total.....	Year
1. Kevin Foster (732) and Marc Trasolini (587).....	1,319	2012-13
2. Kevin Foster (766) and Mark Trasolini (472).....	1,238	2010-11
3. Dennis Awtrey (614) and Ralph Ogden (590).....	1,204	1969-70
4. Harold Keeling (585) and Nick Vanos (544).....	1,129	1983-84
5. Jared Brownridge (567) and Brandon Clark (557).....	1,124	2013-14
6. Dennis Awtrey (619) and Bud Ogden (466).....	1,085	1968-69
7. John Bryant (596) and Kevin Foster (486).....	1,082	2008-09
8. Harold Keeling (574) and Nick Vanos (488).....	1,062	1984-85
9. Mike Gervasoni (522) and Bud Ogden (480).....	1,002	1966-67
10. Brandon Clark (484) and Jared Brownridge (480).....	964	2014-15
11. Steve Nash (565) and Marlon Garnett (382).....	947	1994-95
12. Rhea Taylor (495) and Ron Reis (442).....	937	1990-91
13. Doron Perkins (477) and Travis Niesen (467).....	934	2004-05
14. Bud Ogden (491) and Dennis Awtrey (340).....	933	1967-68
15. Brian Jones (497) and Jamie Holmes (434).....	931	2000-01
16. Jim Russi (474) and Frank Sobrero (455).....	929	1959-60
17. Londale Theus (503) and Kurt Rambis (422).....	925	1978-79
18. Kurt Rambis (529) and Londale Theus (390).....	919	1979-80
19. Brody Angley (358) and John Bryant (558).....	916	2007-08
20. Jens Gordon (522) and Mitch Burley (377).....	899	1988-89

TOP REBOUNDING TANDEMS

No. Players.....	Total.....	Year
1. Dennis Awtrey (386) and Bud Ogden (246).....	632	1968-69
2. Dennis Awtrey (409) and Ralph Ogden (211).....	620	1969-70
3. John Bryant (467) and Marc Trasolini (143).....	610	2008-09
4. Dennis Awtrey (340) and Bud Ogden (228).....	568	1967-68
5. Joe Sheaff (362) and Frank Sobrero (164).....	526	1959-60
6. Marc Trasolini (282) and Yannick Atanga (234).....	516	2012-13
7. Fred Lavaroni (275) and Mike Stewart (235).....	510	1972-73
8. Ron Reis (320) and Rhea Taylor (169).....	489	1990-91
9. Nick Vanos (317) and Michael Norman (169).....	486	1983-84
10. Nick Vanos (312) and Scott Lamson (168).....	480	1984-85
11. Kurt Rambis (313) and Roy Taylor (158).....	471	1976-77
12. Mike Stewart (255) and Mart Petersen (212).....	467	1970-71
13. Leroy Jackson (273) and Joe Weiss (183).....	456	1962-63
14. Mike Stewart (253) and Fred Lavaroni (203).....	456	1971-72
15. Marc Trasolini (226) and Troy Payne (225).....	451	2010-11
16. Dick Garibaldi (237) and Rich Montgomery (212).....	449	1956-57
17. Kurt Rambis (267) and Gary Carpenter (176).....	443	1979-80
18. Mitch Henke (140) and John Bryant (298).....	438	2007-08
19. Kurt Rambis (231) and Mark McNamara (197).....	428	1977-78
20. Jens Gordon (256) and Jeffy Connelly (169).....	425	1988-89

FRESHMAN RECORDS

Points

1. Jared Brownridge (2013-14).....	567
2. Kevin Foster (2008-09).....	486
3. Evan Roquemore (2010-11).....	446
4. Kurt Rambis (1976-77).....	414
5. Robert Smith (2009-10).....	387
6. Brian Jones (1996-97).....	375
7. James Rahon (2008-09).....	361
8. Londale Theus (1976-77).....	356
9. Vester Robinson (1973-74).....	341
10. Mark McNamara (1977-78).....	332

Scoring Average

1. Jared Brownridge (2013-14).....	17.2
2. Kurt Rambis (1976-77).....	15.3
3. Kevin Foster (2008-09).....	14.7
4. Brian Jones (1996-97).....	13.9
5. Londale Theus (1976-77).....	13.1
6. Vester Robinson (1973-74).....	12.6
7. Robert Smith (2009-10).....	12.1
8. Evan Roquemore (2010-11).....	11.7
9. Korky Nelson (1975-76).....	11.5
10. Mark McNamara (1977-78).....	11.4

Rebounds

1. Kurt Rambis (1976-77).....	313
2. Mark McNamara (1977-78).....	197
3. John Bryant (2005-06).....	180
4. Michael Norman (1980-81).....	170
5. Dan Malane (1974-75).....	160
6. Yannick Atanga (2011-12).....	159
7. Niyi Harrison (2009-10).....	146
8. Marc Trasolini (2008-09).....	143
9. Jordan Legge (2001-02).....	141
10. Evan Roquemore (2010-11).....	137

Field Goals Made

1. Jared Brownridge (2013-14).....	183
2. Kurt Rambis (1976-77).....	167
3. Kevin Foster (2008-09).....	163
4. Londale Theus (1976-77).....	144
5. Mark McNamara (1977-78).....	143
6. Vester Robinson (1973-74).....	140
7. Robert Smith (2009-10).....	129
8. Brian Jones (1996-97).....	123
9. Korky Nelson (1975-76).....	120
10. James Rahon (2008-09).....	118

Field Goals Attempted

1. Jared Brownridge (2013-14).....	403
2. Kevin Foster (2008-09).....	396
3. Robert Smith (2009-10).....	375
4. Kurt Rambis (1976-77).....	317
5. Brian Jones (1996-97).....	316
6. Evan Roquemore (2010-11).....	311
7. James Rahon (2008-09).....	287
8. Londale Theus (1976-77).....	257
9. Kyle Bailey (2000-01).....	251
10. Brandon Rohe (2002-03).....	250

Field Goal Percentage (Minimum 50 made)

1. Marc Trasolini (2008-09).....	.681
2. Jens Gordon (1985-86).....	.626
3. Mark McNamara (1977-78).....	.624
4. Jordan Legge (2001-02).....	.619
5. John Bryant (2005-06).....	.590
6. Korky Nelson (1975-76).....	.580
7. Vester Robinson (1973-74).....	.567
8. Londale Theus (1976-77).....	.560
9. Scott Lamson (1981-82).....	.529
10. Kurt Rambis (1976-77).....	.527

Three-Pointers Made

1. Jared Brownridge (2013-14).....	95
2. Kevin Foster (2008-09).....	85
3. James Rahon (2008-09).....	59
4. Evan Roquemore (2010-11).....	57
5. Brandon Rohe (2002-03).....	51
6. Steve Nash (1992-93).....	49
7. Raymond Cowels III (2009-10).....	46
8. Kyle Bailey (2000-01).....	44
9. Calvin Johnson (2005-06).....	41
10. Robert Smith (2009-10).....	40

Three-Pointers Attempted

1. Kevin Foster (2008-09).....	232
2. Jared Brownridge (2013-14).....	218
3. Raymond Cowels III (2009-10).....	146
4. James Rahon (2008-09).....	145
5. Brandon Rohe (2002-03).....	145
6. Evan Roquemore (2010-11).....	144
7. Robert Smith (2009-10).....	140
8. Kyle Bailey (2000-01).....	135
9. Calvin Johnson (2005-06).....	122
10. Steve Nash (1992-93).....	120

Three-Point FG Pct. (Minimum 20 made)

1. Jared Brownridge (2013-14).....	.436
2. Steve Nash (1992-93).....	.408
3. James Rahon (2008-09).....	.407
4. Evan Roquemore (2010-11).....	.396
5. Brody Angley (2004-05).....	.393
6. Andy Karich (1990-91).....	.391
7. Brandon Clark (2011-12).....	.381
8. Kevin Foster (2008-09).....	.366
9. Brandon Rohe (2002-03).....	.352
10. Calvin Johnson (2005-06).....	.336

Free Throws Made

1. Evan Roquemore (2010-11).....	159
2. Jared Brownridge (2013-14).....	106
3. Brian Jones (1996-97).....	98
4. Robert Smith (2009-10).....	89
5. Kurt Rambis (1976-77).....	80
6. Kevin Foster (2008-09).....	75
7. Brandon Rohe (2002-03).....	73
8. Michael Norman (1980-81).....	69
9. Londale Theus (1976-77).....	68
10. James Rahon (2008-09).....	66

Free Throws Attempted

1. Evan Roquemore (2010-11).....	193
2. Brian Jones (1996-97).....	142
3. Robert Smith (2009-10).....	127
4. Kurt Rambis (1976-77).....	125
5. Jared Brownridge (2013-14).....	123
6. Niyi Harrison (2009-10).....	106
7. Ben Dowdell (2007-08).....	105
8. Mark McNamara (1977-78).....	98
9. Michael Norman (1980-81).....	95
10. Vester Robinson (1973-74).....	93
Brandon Rohe (2002-03).....	93

Free Throw Percentage (Minimum 30 made)

1. Jared Brownridge (2013-14).....	.862
2. Steve Nash (1992-93).....	.825
3. Evan Roquemore (2010-11).....	.824
4. Brandon Clark (2011-12).....	.814
5. Mitch Burley (1985-86).....	.800
6. Raymond Cowels III (2009-10).....	.787
7. Brandon Rohe (2002-03).....	.785
8. Londale Theus (1976-77).....	.782
9. Kevin Foster (2008-09).....	.781
10. Kyle Bailey (2000-01).....	.778

Assists (Records kept since 1972-73)

1. Evan Roquemore (2010-11).....	139
2. Brian Jones (1996-97).....	119
3. Robert Smith (2009-10).....	97
4. Melvin Chinn (1988-89).....	90
5. Kyle Bailey (2000-01).....	84
6. Kevin Foster (2008-09).....	83
7. Brody Angley (2004-05).....	81
8. Steve Kenilvort (1982-83).....	77
9. Jared Brownridge (2013-14).....	76
10. Brandon Clark (2011-12).....	68

Steals

1. Steve Kenilvort (1982-83).....	49
2. Brian Jones (1996-97).....	45
3. Kevin Foster (2008-09).....	42
4. Evan Roquemore (2010-11).....	36
5. Harold Keeling (1981-82).....	34
6. Robert Smith (2009-10).....	33
7. Brody Angley (2004-05).....	31
8. John Woolery (1990-91).....	30
9. Brandon Rohe (2002-03).....	28
10. Melvin Chinn (1988-89).....	27

Blocks (Records kept since 1979-80)

1. Marc Trasolini (2008-09).....	37
John Bryant (2005-06).....	37
3. Michael Norman (1980-81).....	32
4. Jens Gordon (1985-86).....	25
5. Yannick Atanga (2011-12).....	24
6. Niyi Harrison (2009-10).....	21
7. Nate Kratch (2013-14).....	20
Robert Garrett (2011-12).....	20
9. Sean Denison (2003-04).....	19
10. Nick Vanos (1981-82).....	15

Minutes Played

1. Evan Roquemore (2010-11).....	1,192
2. Jared Brownridge (2013-14).....	1,107
3. Robert Smith (2009-10).....	1,049
4. Kevin Foster (2008-09).....	1,012
5. Ben Dowdell (2007-08).....	890
6. James Rahon (2008-09).....	863
7. Kyle Bailey (2000-01).....	842
8. Kurt Rambis (1976-77).....	827
9. Steve Kenilvort (1982-83).....	805
10. Brian Jones (1996-97).....	799

Bold - 2014-15 Player

Game Records

Points: 38, Jared Brownridge at Pepperdine (3-1-14)

Rebounds: 22, Kurt Rambis vs. Saint Mary's (2-5-77)

Field Goals Made: 12, Jared Brownridge at Pepperdine (3-1-14); 12, Brian Jones vs. Marquette (11-29-96)

Three-Pointers Made: 7, Jared Brownridge at Pepperdine (3-1-14); Jared Brownridge vs. La Sierra (12-14-13)

Free Throws Made: 10, Evan Roquemore vs. Northern Colorado (11-23-10); 10, Jordan Legge vs. San Jose State (11-27-01)

Assists: 10, Brian Jones, twice; last vs. USF (1-24-97)

Steals: 7, Harold Keeling vs. USF (2-6-82)

Blocked Shots: 10, Kurt Rambis vs. USF (1-29-77)

2014-15 Santa Clara Boxscores

GAME 1

Santa Clara 89
CSU Fullerton 72
Nov. 14, 2014
Santa Clara, CA
Leavey Ctr. (1,226)

CSU Fullerton	FG-A	3G-A	FT-A	RB	PF	PTS	AS	TO	BS	ST	MIN	
Morgan	f	1-3	3-10	3-4	4	1	16	2	1	0	0	36
McClellan	f	1-3	0-0	0-2	6	4	2	1	1	0	0	19
Blackwell	f	1-4	0-0	0-0	5	4	2	1	0	0	0	20
Gentry	g	1-4	0-2	3-3	2	4	5	2	3	0	0	17
Harris	g	3-9	3-6	3-6	3	3	12	4	5	1	1	35
Johnson	g	6-14	3-5	4-5	1	4	19	1	1	0	1	29
Boyd	g	4-4	0-0	4-6	7	4	12	0	3	0	0	21
Akoh	g	1-2	0-0	0-0	6	0	2	1	0	1	0	13
Esume	g	0-1	0-0	2-2	5	0	2	0	0	0	0	8
Singleton	g	0-0	0-0	0-0	0	1	0	0	0	0	0	2
TEAM												

Totals.....	22-58	9-23	19-28	39	25	72	12	14	2	2	199
TOTAL FG%	1st Half: 5-23 21.7%		2nd Half: 17-35 48.6%		Game: 37.9%						
3-Pt. FG%	1st Half: 2-10 20.0%		2nd Half: 7-13 53.8%		Game: 39.1%						
F Throw %	1st Half: 10-17 58.8%		2nd Half: 9-11 81.8%		Game: 67.9%						

DEADBALL REBOUNDS: 3

Santa Clara	FG-A	3G-A	FT-A	RB	PF	PTS	AS	TO	BS	ST	MIN	
PUGH	f	1-3	0-0	0-0	3	4	2	0	0	0	0	12
ATANGA	c	0-0	0-0	0-0	4	4	0	0	1	1	0	16
CLARK	g	7-17	2-4	15-16	7	1	31	3	2	0	2	36
JOHNSON	g	4-10	3-4	4-6	3	0	15	1	0	0	1	35
BROWNBRIDGE	g	3-4	3-3	0-0	4	9	2	2	0	0	1	18
RICHARD	g	1-3	0-1	2-2	1	3	4	4	1	0	0	17
WARDLOW	g	2-3	1-1	0-0	1	0	5	1	0	0	0	8
EDWARDS	g	2-2	0-0	1-2	2	0	5	0	1	0	0	11
HUBBARD	g	5-8	1-1	0-2	5	3	11	1	1	0	0	22
KRATCH	g	1-2	1-2	2-2	2	4	5	1	0	0	1	8
NDUMANYA	g	1-3	0-0	0-1	8	2	2	0	0	1	1	17
TEAM												

Totals.....	27-55	11-16	24-31	36	25	89	13	8	2	6	201
TOTAL FG%	1st Half: 15-31 48.4%		2nd Half: 12-24 50.0%		Game: 49.1%						
3-Pt. FG%	1st Half: 7-11 63.6%		2nd Half: 4-5 80.0%		Game: 68.8%						
F Throw %	1st Half: 3-7 42.9%		2nd Half: 21-24 87.5%		Game: 77.4%						

DEADBALL REBOUNDS: 2

Score by Periods	1st	2nd	Total
Cal State Fullerton	22	50	72
Santa Clara	40	49	89

Officials: Klaus Endrissat, Rob Rorke, Juan Corral **Technical fouls:** Cal State Fullerton-None. Santa Clara-None. **Attendance:** 1226

GAME 4

No. 20 Michigan St. 79
Santa Clara 52
Nov. 24, 2014
E. Lansing, MI
Breslin Center (14,797)

Santa Clara	FG-A	3G-A	FT-A	RB	PF	PTS	AS	TO	BS	ST	MIN	
CLARK	2-13	1-5	4-4	4	3	9	4	2	0	0	0	28
PUGH	2-7	1-2	0-0	1	5	5	0	0	0	0	0	18
JOHNSON	4-12	1-2	0-0	6	0	9	0	1	0	3	33	
HUBBARD	1-5	0-3	0-0	4	1	2	0	2	0	0	0	26
BROWNBRIDGE	3-12	2-5	4-4	5	1	12	1	1	1	1	31	
EDWARDS	3-6	0-1	1-2	2	0	7	1	3	0	1	16	
WARDLOW	1-1	0-0	0-0	0	1	2	0	1	0	0	9	
RICHARD	1-2	0-1	0-0	1	0	2	0	1	0	1	10	
HEALEY	1-3	0-2	2-2	3	2	4	0	2	1	0	19	
KRATCH	0-1	0-1	0-0	2	5	0	0	0	1	0	10	
TEAM												

Totals.....	18-62	5-22	11-12	34	18	52	6	13	3	6	200
TOTAL FG%	1st Half: 5-30 16.7%		2nd Half: 13-32 40.6%		Game: 29.0%						
3-Pt. FG%	1st Half: 2-13 15.4%		2nd Half: 3-9 33.3%		Game: 22.7%						
F Throw %	1st Half: 2-2 100%		2nd Half: 9-10 90.0%		Game: 91.7%						

DEADBALL REBOUNDS: 1

Michigan State	FG-A	3G-A	FT-A	RB	PF	PTS	AS	TO	BS	ST	MIN	
Clark Jr.	6-11	3-5	0-0	4	2	15	0	2	4	0	0	28
Forbes	3-8	3-7	1-2	4	2	10	2	2	0	1	31	
Costello	0-2	0-0	2-5	9	2	2	2	1	2	0	17	
Trice	6-15	5-11	2-3	3	1	19	8	1	2	1	33	
Valentine	5-14	1-5	2-2	11	2	13	6	3	0	1	30	
Naim Jr.	1-4	0-1	0-0	3	3	2	4	0	0	0	22	
Bohnhoff	0-0	0-0	0-0	0	0	0	0	0	0	0	2	
Wetzel	0-2	0-1	0-0	0	0	0	0	0	0	0	4	
Schilling	6-8	0-0	2-3	11	2	14	0	1	1	1	18	
Wollenman	2-2	0-0	0-2	5	1	4	0	2	1	0	15	
TEAM												

Totals.....	29-66	12-30	9-17	52	15	79	22	12	10	4	200
TOTAL FG%	1st Half: 16-32 50.0%		2nd Half: 13-34 38.2%		Game: 43.9%						
3-Pt. FG%	1st Half: 6-16 37.5%		2nd Half: 6-14 42.9%		Game: 40.0%						
F Throw %	1st Half: 2-7 28.6%		2nd Half: 7-10 70.0%		Game: 52.9%						

DEADBALL REBOUNDS: 3

Score by Periods	1st	2nd	Total
Santa Clara	14	38	52
Michigan State	40	39	79

Officials: Ray Perone, Glenn Mayborg, Rob Kueneman **Technical fouls:** Santa Clara-None. Michigan State-None. **Attendance:** 14797

GAME 2

Santa Clara 70
San Diego Christian 58
Nov. 15, 2014
Santa Clara, CA
Leavey Ctr. (1,203)

San Diego Christian	FG-A	3G-A	FT-A	RB	PF	PTS	AS	TO	BS	ST	MIN	
LAMBERT	f	1-4	0-0	0-2	2	5	2	2	2	0	0	26
BEALE-WIRSING	f	8-17	1-1	3-5	14	3	20	1	0	2	0	36
NIELSEN	g	4-9	3-7	0-0	2	11	2	1	0	1	26	
RODRIGUEZ	g	3-9	2-4	0-0	6	3	8	0	2	0	1	20
THOMPSON	g	5-11	2-3	0-0	3	2	12	4	2	0	0	38
ANGULO	0-0	0-0	0-1	1	0	0	0	0	0	0	1	1
EDEN	0-3	0-2	0-0	0	1	0	0	0	0	0	0	4
DAVIS	0-1	0-0	0-0	2	0	0	1	1	0	0	9	0
TRAVERS	1-2	0-0	0-0	3	2	2	2	2	0	0	2	20
MCCBRIDE	1-4	1-4	0-0	1	0	3	1	0	0	0	0	15
NOYAKAWASHI	0-0	0-0	0-0	1	0	0	0	0	0	0	0	0
ARCENEAUX	0-0	0-0	0-0	2	0	0	0	0	0	0	0	5
TEAM												

Totals.....	23-60	9-21	3-8	36	18	58	13	10	2	2	200
TOTAL FG%	1st Half: 12-23 38.5%		2nd Half: 11-27 40.7%		Game: 38.3%						
3-Pt. FG%	1st Half: 5-13 38.5%		2nd Half: 4-8 50.0%		Game: 42.9%						
F Throw %	1st Half: 0-1 0.0%		2nd Half: 3-7 42.9%		Game: 37.5%						

DEADBALL REBOUNDS: 1

Santa Clara	FG-A	3G-A	FT-A	RB	PF	PTS	AS	TO	BS	ST	MIN	
PUGH	f	3-4	0-0	0-2	9	3	6	0	0	0	1	25
HUBBARD	c	0-6	0-2	0-0	4	1	0	0	1	1	1	22
CLARK	g	8-12	2-4	3-5	2	2	21	9	2	0	0	31
JOHNSON	g	3-5	0-1	2-4	6	1	8	0	1	0	2	25
BROWNBRIDGE	g	6-11	3-7	1-2	2	2	16	3	1	0	1	39
RICHARD	2-4	1-2	0-0	1	0	5	0	1	0	0	0	16
WARDLOW	0-0	0-0	0-0	0	1	0	0	0	0	0	1	9
EDWARDS	1-2	0-0	2-2	0	1	4	0	0	0	0	7	7
KRATCH	2-2	0-0	0-0	2	3	4	0	2	2	0	13	13
NDUMANYA	3-5	0-0	0-2	6	2	6	0	0	0	0	1	33
TEAM												

Totals.....	28-51	6-16	8-17	32	16	70	12	8	3	6	200
TOTAL FG%	1st Half: 12-24 50.0%		2nd Half: 16-27 59.3%		Game: 54.9%						
3-Pt. FG%	1st Half: 3-8 37.5%		2nd Half: 3-8 37.5%		Game: 37.5%						
F Throw %	1st Half: 2-2 100%		2nd Half: 6-15 40.0%		Game: 47.1%						

DEADBALL REBOUNDS: 4, 1

Score by Periods	1st	2nd	Total
San Diego Christian	29	29	58
Santa Clara	29	41	70

Officials: Michael Reed, Courtney Holmes, Tim Marion **Technical fouls:** San Diego Christian-None. Santa Clara-None. **Attendance:** 1203

GAME 5

ORLANDO CLASSIC
Tennessee 64
Santa Clara 57
Nov. 27, 2014
Orlando, FL
HP Fieldhouse (3216)

Santa Clara	FG-A	3G-A	FT-A	RB	PF	PTS	AS	TO	BS	ST	MIN	
WARDLOW	0-0	0-0	0-0	0	0	0	0	0	0	1	0	6
HUBBARD	1-1	0-0	4-5	3	1	6	1	2	0	0	0	23
CLARK	6-19	2-5	7-12	1	3	21	1	3	0	0	0	37
JOHNSON	2-5	1-2	6-8	4	1	11	2	0	0	0	3	36
BROWNBRIDGE	3-9	2-8	4-4	4	2	12	2	2	2	0	2	39
EDWARDS	0-0	0-0	0-0	1	1	0	1	1	0	0	0	6
PUGH	1-1	0-0	0-0	4	4	2	1	1	1	0	0	23
RICHARD	0-0	0-0	0-0	2	2	0	0	2	0	0	0	4
HEALEY	1-1	1-1	0-0	2	5	3	0	1	0	1	1	14
KRATCH	1-1	0-0	0-0	2	3	2	0	1	1	0	1	12
TEAM												

Totals.....	15-37	6-16	21-29	25	22	57	8	13	3	6	200
TOTAL FG%	1st Half: 7-13 53.8%		2nd Half: 8-24								

2014-15 Santa Clara Boxscores

GAME 7

ORLANDO CLASSIC
Rider 68
Santa Clara 60
Nov. 30, 2014
Orlando, FL
HP Fieldhouse (4658)

Santa Clara	FG-A	3G-A	FT-A	RB	PF	PTS	AS	TO	BS	ST	MIN
HUBBARD	4-6	1-2	1-2	2	3	10	1	3	1	0	26
CLARK	8-14	2-4	5-5	5	3	23	6	1	0	0	35
HEALEY	1-3	1-2	0-0	2	1	3	0	1	0	1	26
JOHNSON	0-5	0-3	0-0	6	1	0	2	1	0	2	33
BROWNBRIDGE	9-15	6-11	3-3	4	1	27	2	2	0	1	33
EDWARDS	0-1	0-0	0-0	0	0	0	0	0	0	0	6
WARDLOW	1-2	0-0	0-0	1	0	2	1	0	0	0	10
PUGH	0-0	0-0	0-0	2	1	0	0	0	0	0	15
RICHARD	0-0	0-0	0-0	0	0	0	0	1	0	0	3
ROMEO	1-1	0-0	1-2	2	1	3	0	0	0	0	5
KRATCH	0-1	0-0	0-0	2	2	0	1	1	0	0	8
TEAM				3			1				
Totals.....	24-48	10-22	10-12	29	13	68	13	11	1	4	200
TOTAL FG%	1st Half: 10-27 37.0%	2nd Half: 14-21 66.7%	Game: 50.0%								
3-Pt. FG%	1st Half: 4-13 30.8%	2nd Half: 6-9 66.7%	Game: 45.5%								
F Throw %	1st Half: 2-4 50.0%	2nd Half: 8-8 100%	Game: 83.3%								
DEADBALL REBOUNDS:	2										

Rider	FG-A	3G-A	FT-A	RB	PF	PTS	AS	TO	BS	ST	MIN
Thomas	5-8	0-0	0-0	3	0	10	1	1	0	0	17
Lopez	6-7	0-0	2-5	3	2	14	1	0	0	0	27
Sadler	0-10	0-5	0-0	2	1	0	3	0	0	0	30
Taylor	7-15	4-9	0-0	3	4	18	3	1	0	1	32
Okeerefor	0-5	0-3	0-0	3	1	0	1	2	0	0	26
D'Orazio	2-5	1-3	0-0	6	2	5	1	1	0	2	25
Lundy	3-4	0-0	2-2	3	2	8	0	1	0	2	10
Valentine	2-4	1-2	0-0	4	1	5	1	1	0	1	22
Allford	0-2	0-2	0-0	1	1	0	0	0	0	0	5
Fortunat	0-0	0-0	0-0	0	0	0	0	1	0	0	4
Grant	0-0	0-0	0-0	1	0	0	0	1	0	0	2
TEAM				3							
Totals.....	25-60	6-24	4-7	32	14	60	11	9	0	6	200
TOTAL FG%	1st Half: 10-29 34.5%	2nd Half: 15-31 48.4%	Game: 41.7%								
3-Pt. FG%	1st Half: 0-11 0.0%	2nd Half: 6-13 46.2%	Game: 25.0%								
F Throw %	1st Half: 4-7 57.1%	2nd Half: 0-0 0.0%	Game: 57.1%								
DEADBALL REBOUNDS:	1										

Score by Periods	1st	2nd	Total
Santa Clara	26	42	68
Rider	24	36	60

Officials: Raymond Sloyons, Tim Cougherty, Brent Hampton **Technical fouls:** Santa Clara-None. Rider-None. **Attendance:** 4658

GAME 8

Santa Clara 61
San Jose State 50
Dec. 6, 2014
San Jose, CA
Events Center (2123)

Santa Clara	FG-A	3G-A	FT-A	RB	PF	PTS	AS	TO	BS	ST	MIN
PUGH	1-2	0-0	1-2	3	3	3	0	0	0	0	13
HUBBARD	3-9	1-3	0-0	4	1	7	0	0	0	0	24
CLARK	2-14	2-6	4-4	6	2	10	6	2	0	1	36
JOHNSON	2-7	0-0	1-2	2	2	5	1	0	0	3	30
BROWNBRIDGE	5-10	4-6	2-2	4	2	20	2	2	0	2	35
EDWARDS	0-1	0-1	2-3	0	0	2	0	1	0	0	3
WARDLOW	0-0	0-0	0-0	2	0	0	0	0	0	0	10
RICHARD	1-2	0-1	0-0	0	0	2	0	0	0	0	6
HEALEY	2-3	0-1	0-0	0	1	4	0	2	0	1	17
KRATCH	4-6	0-1	0-3	7	2	8	1	2	0	1	26
TEAM				1			2				
Totals.....	22-54	7-19	10-16	29	13	61	10	11	0	8	200
TOTAL FG%	1st Half: 12-26 46.2%	2nd Half: 10-28 35.7%	Game: 40.7%								
3-Pt. FG%	1st Half: 4-11 36.4%	2nd Half: 3-8 37.5%	Game: 36.8%								
F Throw %	1st Half: 4-8 50.0%	2nd Half: 6-8 75.0%	Game: 62.5%								
DEADBALL REBOUNDS:	3										

San Jose State	FG-A	3G-A	FT-A	RB	PF	PTS	AS	TO	BS	ST	MIN
WILLIAMS	1-3	1-3	0-0	3	1	3	0	2	0	1	23
THORNTON	1-6	0-3	1-2	2	3	3	3	4	1	0	26
BAHNER	0-1	0-0	2-4	4	1	2	0	2	2	0	28
MUHAMMAD	5-6	2-3	3-3	1	2	15	0	0	0	0	31
BAKER	5-11	1-4	1-2	5	1	12	6	4	2	0	38
MITCHELL	1-1	0-0	0-0	4	2	2	0	3	0	0	8
GANNOR II	0-6	0-2	0-1	2	2	0	1	4	0	1	25
ROGERS	5-8	2-3	1-2	8	5	13	2	1	1	1	25
SINGER	0-0	0-0	0-0	0	1	0	0	0	1	0	4
TEAM				2							
Totals.....	18-42	6-18	8-14	31	18	50	12	20	7	2	200
TOTAL FG%	1st Half: 11-19 57.9%	2nd Half: 7-23 30.4%	Game: 42.9%								
3-Pt. FG%	1st Half: 5-9 55.6%	2nd Half: 1-9 11.1%	Game: 33.3%								
F Throw %	1st Half: 5-8 62.5%	2nd Half: 3-6 50.0%	Game: 57.1%								
DEADBALL REBOUNDS:	3, 2										

Score by Periods	1st	2nd	Total
Santa Clara	32	29	61
San Jose State	32	18	50

Officials: Bob Staffen, Randy McCall, John Higgins **Technical fouls:** Santa Clara-None. San Jose State-None. **Attendance:** 2123

GAME 9

Santa Clara 76
Washington St. 67
Dec. 13, 2014
Santa Clara, CA
Leavey Center (1172)

Washington St.	FG-A	3G-A	FT-A	RB	PF	PTS	AS	TO	BS	ST	MIN
Longus	1-1	0-0	1-2	1	1	3	1	1	1	0	10
Hawkinson	6-12	0-0	4-5	16	3	16	2	0	0	0	33
Iroegbu	7-9	1-2	3-3	2	4	18	4	4	1	0	31
Redding	2-4	0-1	0-0	5	3	4	3	4	1	0	25
Lacy	2-12	1-8	4-4	1	4	9	2	2	0	0	35
Raley	1-2	0-0	0-0	3	0	2	0	1	0	0	7
Kernich-Drew	1-2	0-0	0-0	2	1	2	0	3	0	0	11
Dunbar	0-1	0-0	0-0	0	1	0	0	0	0	0	2
Cheatum	0-0	0-0	1-2	1	1	1	0	0	0	0	2
Johnson	2-7	0-3	0-0	4	3	4	1	0	0	0	23
Boese	3-5	2-4	0-0	4	0	8	1	1	0	0	21
TEAM				4							
Totals.....	25-55	4-18	13-16	39	21	67	14	13	2	0	200
TOTAL FG%	1st Half: 10-27 37.0%	2nd Half: 15-28 53.6%	Game: 45.5%								
3-Pt. FG%	1st Half: 2-7 28.6%	2nd Half: 2-11 18.2%	Game: 22.2%								
F Throw %	1st Half: 8-10 80.0%	2nd Half: 5-6 83.3%	Game: 81.3%								
DEADBALL REBOUNDS:	2										

Santa Clara	FG-A	3G-A	FT-A	RB	PF	PTS	AS	TO	BS	ST	MIN
PUGH, Jarvis	0-1	0-0	0-0	5	2	0	0	1	1	1	18
HUBBARD, Matt	3-9	1-4	0-1	6	3	7	1	0	0	0	31
CLARK, Brandon	6-11	0-3	7-9	4	4	19	1	2	0	0	19
JOHNSON, Denzel	5-10	1-4	1-2	1	2	12	1	1	0	0	36
BROWNBRIDGE, Jared	8-14	5-10	4-4	3	1	25	4	0	0	0	36
EDWARDS, Stephen	0-0	0-0	0-0	0	0	0	0	1	0	0	4
WARDLOW, Evan	1-2	0-0	0-0	2	2	2	2	1	0	0	10
RICHARD, Jalen	0-0	0-0	0-0	1	0	0	1	0	0	0	16
HEALEY, Kai	3-3	0-0	4-6	0	1	10	0	0	0	0	25
KRATCH, Nate	0-1	0-1	1-2	1	3	1	1	0	0	1	15
TEAM				1							
Totals.....	26-51	7-22	17-24	22	18	76	11	6	1	4	200
TOTAL FG%	1st Half: 14-28 50.0%	2nd Half: 12-23 52.2%	Game: 51.0%								
3-Pt. FG%	1st Half: 3-12 25.0%	2nd Half: 4-10 40.0%	Game: 31.8%								
F Throw %	1st Half: 7-11 63.6%	2nd Half: 10-13 76.9%	Game: 70.8%								
DEADBALL REBOUNDS:	2										

Score by Periods	1st	2nd	Total
WSU	30	37	67
Santa Clara	38	38	76

Officials: Horace Shields, Nate Harris, Tim Marion **Technical fouls:** WSU-None. Santa Clara-None. **Attendance:** 1172

GAME 10

48th Cable Car Classic
Northeastern 78
Santa Clara 72
Dec. 20, 2014
Santa Clara, CA
Leavey Center (1168)

Northeastern	FG-A	3G-A	FT-A	RB	PF	PTS	AS	TO	BS	ST	MIN
Ford	3-6	2-4	4-5	5	2	12	5	4	0	1	29
Stahl	2-3	0-0	0-0	3	5	4	0	4	1	0	14
Eatherton	9-11	0-1	2-7	10	3	20	2	1	4	0	36
Walker	5-11	5-10	1-2	3	0	16	2	0	0	0	35
Williams	3-6	1-2	4-5	3	0	11	5	2	1	2	36
Donnelly	4-7	3-5	2-2	3	1	13	0	0	0	0	19
Begley	0-0	0-0	0-0	1	1	0	0	2	0	1	13
Abakah	0-0	0-0	0-0	0	0	0	0	0	0	0	1
Spencer	1-2	0-0	0-0	1	4	2	2	1	1	0	17
TEAM				4							
Totals.....	27-46	11-22	13-21	29	16	78	16	14	7	4	200
TOTAL FG%	1st Half: 17-28 60.7%	2nd Half: 10-18 55.6%	Game: 58.7%								
3-Pt. FG%	1st Half: 7-11 63.6%	2nd Half: 4-11 36.4%	Game: 50.0%								
F Throw %	1st Half: 1-1 100%	2nd Half: 12-20 60.0%	Game: 61.9%								
DEADBALL REBOUNDS:	3										

||
||
||

2014-15 Santa Clara Boxscores

GAME 13

Santa Clara 57
Pacific 40
Dec. 29, 2014
Stockton, CA
Stagos Center (2007)

Santa Clara	FG-A	3G-A	FT-A	RB	PF	PTS	AS	TO	BS	ST	MIN
HUBBARD	5-6	3-3	2-2	3	3	15	0	2	0	0	24
KRATCH	2-5	0-1	1-2	11	4	5	1	0	4	1	32
CLARK	3-12	0-6	3-4	7	2	9	6	2	0	0	34
JOHNSON	4-6	2-3	0-0	0	3	10	1	3	0	1	33
BROWNBRIDGE	5-10	4-6	0-0	8	0	14	2	1	0	1	37
EDWARDS	0-1	0-1	0-0	0	0	0	0	1	0	0	3
WARDLOW	0-0	0-0	0-0	0	0	0	1	2	0	0	11
PUGH	0-1	0-0	0-0	2	1	0	0	1	0	0	13
RICHARD	0-0	0-0	0-0	1	0	0	0	0	0	0	2
HEALY	0-0	0-0	0-0	0	0	0	0	0	0	1	2
NDUMANYA	2-2	0-0	0-0	1	2	4	0	2	0	0	9
TEAM				1							
Totals.....	21-43	9-20	6-8	34	15	57	11	14	4	4	200

TOTAL FG% 1st Half: 12-23 52.2% 2nd Half: 9-20 45.0% Game: 48.8%
3-PL FG% 1st Half: 4-10 40.0% 2nd Half: 5-10 50.0% Game: 45.0%
F Throw % 1st Half: 0-0 0.0% 2nd Half: 6-8 75.0% Game: 75.0%
DEADBALL REBOUNDS: 1, 1

Pacific	FG-A	3G-A	FT-A	RB	PF	PTS	AS	TO	BS	ST	MIN
AGUIRRE	1-2	0-0	2-6	0	1	4	0	0	0	0	16
THOMPSON	1-4	0-0	2-3	4	2	4	0	2	1	0	23
WALLACE	1-3	0-0	0-0	3	1	2	1	3	0	0	19
KOBBE	3-6	3-5	2-2	1	5	11	0	0	0	0	28
BOWLES	2-10	1-3	1-2	2	2	6	2	1	0	1	30
ROBINSON	2-8	2-5	0-0	3	2	6	1	1	0	0	26
URSERY	0-2	0-0	0-0	2	2	0	0	0	0	1	8
LAMPKIN	1-3	0-0	0-0	3	0	2	0	0	1	0	17
TAYLOR	2-6	0-2	0-0	2	2	4	4	0	0	2	27
ELEFRAY	0-1	0-0	1-4	2	0	1	0	1	0	0	6
TEAM				2							
Totals.....	13-45	6-15	8-17	24	17	40	8	8	2	5	200

TOTAL FG% 1st Half: 6-21 28.6% 2nd Half: 7-24 29.2% Game: 28.9%
3-PL FG% 1st Half: 4-7 57.1% 2nd Half: 2-8 25.0% Game: 40.0%
F Throw % 1st Half: 2-6 33.3% 2nd Half: 6-11 54.5% Game: 47.1%
DEADBALL REBOUNDS: 4, 1

Score by Periods	1st	2nd	Total
Santa Clara	28	29	57
Pacific	18	22	40

Officials: Michael Reed, Frank Harvey, Klaus Endrissat **Technical fouls:** Santa Clara-None, Pacific-None. **Attendance:** 2007

GAME 16

Portland 78
Santa Clara 61
Jan. 8, 2015
Portland, OR
Chiles Center (1415)

Santa Clara	FG-A	3G-A	FT-A	RB	PF	PTS	AS	TO	BS	ST	MIN
HUBBARD	0-2	0-1	0-0	1	4	0	0	1	0	0	18
KRATCH	5-8	0-0	0-0	1	4	10	1	0	1	0	23
CLARK	3-11	1-6	2-2	0	3	9	2	2	0	2	23
JOHNSON	5-8	1-2	2-2	0	2	13	0	1	0	0	26
BROWNBRIDGE	2-6	2-5	4-4	1	1	10	2	2	1	1	37
WARDLOW	0-0	0-0	0-0	3	0	0	0	3	0	0	8
PUGH	3-5	0-0	0-0	4	2	6	2	0	0	1	17
RICHARD	4-6	2-2	3-6	1	3	13	4	1	0	0	27
HEALY	0-3	0-1	0-0	2	0	0	1	0	0	1	11
NDUMANYA	0-1	0-0	0-0	2	1	0	0	0	1	0	10
TEAM				2							
Totals.....	22-50	6-17	11-14	17	20	61	11	11	2	6	200

TOTAL FG% 1st Half: 9-26 34.6% 2nd Half: 13-24 54.2% Game: 44.0%
3-PL FG% 1st Half: 3-9 33.3% 2nd Half: 3-8 37.5% Game: 35.3%
F Throw % 1st Half: 4-4 100% 2nd Half: 7-10 70.0% Game: 78.6%
DEADBALL REBOUNDS: 3, 2

Portland	FG-A	3G-A	FT-A	RB	PF	PTS	AS	TO	BS	ST	MIN
GERUN	1-3	0-0	2-2	5	4	4	0	2	2	0	12
VAN DER MARS	3-6	0-0	2-3	12	2	8	2	2	1	2	33
WINTERING	8-13	1-1	9-9	1	26	4	3	2	0	2	35
SHARP	3-5	3-4	0-0	2	2	9	1	0	0	0	21
ZUBIZARRETA	0-4	0-4	0-0	1	2	0	2	1	0	1	22
BAILEY	1-4	0-1	2-2	1	1	4	1	4	0	1	11
TYSON	1-1	1-0	1-0	0	3	0	0	0	0	0	6
TODD	3-5	3-4	3-4	5	2	12	0	1	0	0	24
BARKER	0-0	0-0	0-0	0	0	0	0	0	0	0	2
HARTWICH	0-1	0-0	0-0	0	1	0	0	0	0	0	7
LIVINGSTON	0-0	0-0	0-0	0	0	0	1	0	0	0	1
TAYLOR	5-5	0-0	2-4	2	2	12	0	0	0	0	26
TEAM				1			1				
Totals.....	25-47	8-15	20-24	34	17	78	12	14	3	6	200

TOTAL FG% 1st Half: 10-23 43.5% 2nd Half: 15-24 62.5% Game: 53.2%
3-PL FG% 1st Half: 2-6 33.3% 2nd Half: 6-9 66.7% Game: 53.3%
F Throw % 1st Half: 8-10 80.0% 2nd Half: 12-14 85.7% Game: 83.3%
DEADBALL REBOUNDS: 1

Score by Periods	1st	2nd	Total
Santa Clara	25	36	61
Portland	30	48	78

Officials: Michael Greenstein, Deldre Carr, Richard Batsel **Technical fouls:** Santa Clara-None, Portland-None. **Attendance:** 1415

GAME 14

BYU 81
Santa Clara 46
Jan. 1, 2015
Santa Clara, CA
Leavey Center (2375)

BYU	FG-A	3G-A	FT-A	RB	PF	PTS	AS	TO	BS	ST	MIN
WORTHINGTON	2-3	0-0	0-0	3	3	4	0	0	0	0	17
FISCHER	4-9	2-5	4-4	3	1	14	3	3	0	0	26
HAWIS	5-9	0-2	4-5	3	0	14	3	1	0	1	24
COLLINSWORTH	3-9	0-0	2-2	15	1	8	6	2	0	3	29
WINDER	3-8	2-7	0-1	3	2	8	0	2	0	0	17
ELLIS	0-0	0-0	0-0	0	0	0	0	1	0	1	4
ANDRUS	1-2	0-0	0-0	0	0	2	0	0	0	0	3
SHARP	1-1	0-0	0-0	2	1	0	1	0	0	0	6
TOOLSON	3-5	2-4	0-0	1	2	8	2	0	0	1	16
HALFORD	2-3	2-3	2-2	0	0	8	1	1	0	0	12
BARTLEY IV	2-2	0-0	2-2	1	0	6	0	0	1	0	6
NIXON	0-1	0-1	4-4	4	0	4	1	0	0	0	18
NELSON	0-1	0-0	1-2	2	2	1	0	0	0	0	8
KALUFISI	0-0	0-0	4-6	6	5	4	0	1	2	1	14
TEAM				2							
Totals.....	25-53	8-22	23-28	45	17	81	18	10	3	7	200

TOTAL FG% 1st Half: 15-28 53.6% 2nd Half: 10-25 40.0% Game: 47.2%
3-PL FG% 1st Half: 2-8 25.0% 2nd Half: 6-14 42.9% Game: 36.4%
F Throw % 1st Half: 9-12 75.0% 2nd Half: 14-16 87.5% Game: 82.1%
DEADBALL REBOUNDS: 3

Santa Clara	FG-A	3G-A	FT-A	RB	PF	PTS	AS	TO	BS	ST	MIN
HUBBARD	4-11	0-3	1-4	3	2	9	0	2	0	0	23
KRATCH	0-1	0-0	1-3	4	4	1	1	1	0	1	25
CLARK	4-14	2-9	2-2	3	2	12	1	2	0	1	22
JOHNSON	3-12	1-4	0-0	2	1	7	3	0	0	2	30
BROWNBRIDGE	4-10	2-5	0-0	4	1	10	6	2	0	1	29
EDWARDS	0-3	0-0	0-0	1	0	0	1	0	0	0	12
WARDLOW	1-1	0-0	0-0	1	1	2	1	0	0	0	14
PUGH	0-0	0-0	0-0	1	1	0	0	0	0	0	6
RICHARD	0-1	0-0	1-2	4	2	1	0	1	0	1	15
HEALY	1-2	1-2	0-0	0	1	3	0	1	0	0	13
ROMEO	0-0	0-0	1-2	0	0	1	0	0	0	0	2
NDUMANYA	0-1	0-0	0-2	4	4	0	0	2	0	0	9
TEAM				1			1				
Totals.....	17-56	6-23	6-15	28	19	46	13	12	0	6	200

TOTAL FG% 1st Half: 8-28 28.6% 2nd Half: 9-28 32.1% Game: 30.4%
3-PL FG% 1st Half: 2-9 22.2% 2nd Half: 4-14 28.6% Game: 26.1%
F Throw % 1st Half: 4-9 44.4% 2nd Half: 2-6 33.3% Game: 40.0%
DEADBALL REBOUNDS: 5

Score by Periods	1st	2nd	Total
BYU	41	40	81
Santa Clara	22	24	46

Officials: Deidre Carr, Ken Ditty, Daryl Gelinas **Technical fouls:** BYU-None, Santa Clara-None. **Attendance:** 2375

GAME 17

No. 6/7 Gonzaga 79
Santa Clara 57
Jan. 10, 2015
Spokane, WA
McCarthey Ctr. (6000)

Santa Clara	FG-A	3G-A	FT-A	RB	PF	PTS	AS	TO	BS	ST	MIN
HUBBARD	5-10	5-9	0-0	2	1	15	0	1	0	0	29
KRATCH	1-4	0-0	2-3	4	2	4	2	1	0	0	26
CLARK	2-9	0-2	0-0	7	4	4	3	1	0	0	28
JOHNSON	3-9	2-4	2-2	2	2	10	1	2	0	1	30
BROWNBRIDGE	5-11	1-2	3-3	3	0	14	3	2	0	0	35
EDWARDS	0-0	0-0	0-0	0	0	0	0	0	0	0	4
WARDLOW	0-1	0-0	0-0	0	2	0	0	0	1	0	7
PUGH	0-1	0-0	0-0	0	0	0	0	0	0	0	8
RICHARD	1-5	1-3	0-0	3	2	3	0	0	0	0	16
HEALY	0-0	0-0	0-0	0	0	0	1	0	0	0	3
ROMEO	0-0	0-0	1-2	0	0	1	0	0	0	0	1
NDUMANYA	2-4	0-0	2-4	1	3	6	1	0	0	2	13
TEAM				4			1				
Totals.....	19-54	9-20	10-14	26	16	57	11	10	0	4	200

TOTAL FG% 1st Half: 12-30 40.0% 2nd Half: 7-24 29.2% Game: 35.2%
3-PL FG% 1st Half: 5-12 41.7% 2nd Half: 4-8 50.0% Game: 45.0%
F Throw % 1st Half: 2-3 66.7% 2nd Half: 8-11 72.7% Game: 71.4%
DEADBALL REBOUNDS: 0

Gonzaga	FG-A	3G-A	FT-A	RB	PF	PTS	AS	TO	BS	ST	MIN
WILTIER	6-12	1-1	3-4	6	3	16	2	0	1	0	21
KARNOWSKI	8-10	0-0	2-2	9	2	18	2	1	2	0	30
PANGOS	3-6	2-4	5-5	1	0	13					

2014-15 Santa Clara Boxscores

GAME 19

Santa Clara 70
USF 64
Jan. 17, 2015
Santa Clara, CA
Leavey Ctr. (2074)

USF	FG-A	3G-A	FT-A	RB	PF	PTS	AS	TO	BS	ST	MIN
PINKINS	6-17	1-6	3-5	7	5	16	1	0	0	0	30
TOLLEFSEN	4-9	1-5	5-6	10	2	14	0	1	1	2	36
GLOVER	1-4	0-1	0-2	3	5	2	2	1	1	0	24
WATSON	5-9	0-2	3-4	1	2	13	4	2	0	1	31
DERKSEN	2-5	1-3	2-6	3	2	7	1	1	0	0	21
HILLIARD	0-1	0-0	0-0	0	0	0	0	1	0	0	4
CHRISTIANSEN	4-6	0-0	1-1	5	3	9	0	0	0	0	24
ADAMS	1-6	1-5	0-0	1	2	3	1	0	0	0	28
ROBERTSON	0-0	0-0	0-0	0	0	0	0	0	0	0	2
TEAM				1							
Totals	23-57	4-22	14-24	31	24	64	9	6	1	3	200
TOTAL FG%	1st Half: 9-19 47.4%		2nd Half: 14-38 36.8%			Game: 40.4%					
3-Pt. FG%	1st Half: 2-8 25.0%		2nd Half: 2-14 14.3%			Game: 18.2%					
F Throw %	1st Half: 8-14 57.1%		2nd Half: 6-10 60.0%			Game: 58.3%					
DEADBALL REBOUNDS:	6										

Santa Clara	FG-A	3G-A	FT-A	RB	PF	PTS	AS	TO	BS	ST	MIN
HUBBARD	1-5	0-3	0-0	4	1	2	3	2	0	0	30
KRATCH	3-3	0-0	1-2	4	3	7	0	0	0	0	26
CLARK	5-12	4-7	9-9	8	3	23	5	2	0	0	39
JOHNSON	3-7	3-5	2-3	4	2	11	5	5	1	1	39
BROWNBRIDGE	3-9	2-5	10-11	6	4	18	2	1	0	0	26
WARDLOW	1-1	0-0	1-2	0	0	3	0	0	0	0	10
PUGH	1-2	0-0	1-3	4	3	3	0	0	1	0	19
HEALY	1-1	1-1	0-0	3	3	3	0	1	0	0	6
NDUMANYA	0-0	0-0	0-0	1	2	0	0	1	0	0	5
TEAM				1							
Totals	18-40	10-21	24-30	31	21	70	15	13	2	2	198
TOTAL FG%	1st Half: 11-22 50.0%		2nd Half: 7-18 38.9%			Game: 45.0%					
3-Pt. FG%	1st Half: 6-12 50.0%		2nd Half: 4-9 44.4%			Game: 47.6%					
F Throw %	1st Half: 11-12 91.7%		2nd Half: 13-18 72.2%			Game: 80.0%					
DEADBALL REBOUNDS:	3										

Score by Periods	1st	2nd	Total
USF	28	36	64
Santa Clara	39	31	70

Officials: Coban Lopez, Nate Harris, Wilson Holland Technical fouls: USF-None. Santa Clara-None. Attendance: 2074

GAME 20

Santa Clara 65
LMU 62
Jan. 22, 2015
Santa Clara, CA
Leavey Ctr. (1318)

LMU	FG-A	3G-A	FT-A	RB	PF	PTS	AS	TO	BS	ST	MIN
OKONJI	5-8	0-0	3-5	9	1	13	1	2	1	3	35
MORNAR	8-14	1-2	5-5	11	2	22	1	1	1	0	32
FLINT	2-4	2-2	0-0	2	2	6	8	1	0	3	32
EGBEYEMI	3-5	0-0	0-0	2	2	6	0	0	0	0	23
HUMPHRIES	1-2	0-1	1-2	2	3	3	1	1	0	0	33
PAYNE	5-8	1-1	1-4	0	1	12	3	0	0	0	26
KRAJCOVIC	0-0	0-0	0-0	1	0	0	0	0	0	0	2
HAYES	0-4	0-2	0-0	0	0	0	0	0	0	0	8
HERMAN	0-1	0-1	0-0	1	1	0	0	1	0	0	10
WYATT	0-0	0-0	0-0	0	0	0	0	0	0	0	1
TEAM				2							
Totals	24-46	4-9	10-16	26	13	62	14	6	2	6	200
TOTAL FG%	1st Half: 13-25 52.0%		2nd Half: 11-21 52.4%			Game: 52.2%					
3-Pt. FG%	1st Half: 3-6 50.0%		2nd Half: 1-3 33.3%			Game: 44.4%					
F Throw %	1st Half: 4-5 80.0%		2nd Half: 6-11 54.5%			Game: 62.5%					
DEADBALL REBOUNDS:	4										

Santa Clara	FG-A	3G-A	FT-A	RB	PF	PTS	AS	TO	BS	ST	MIN
HUBBARD	1-5	1-3	0-0	2	2	3	1	2	1	0	25
KRATCH	3-4	0-0	0-1	11	4	6	0	1	1	0	31
CLARK	9-16	4-9	7-8	2	3	29	4	1	0	0	38
JOHNSON	1-5	1-3	2-2	1	1	5	4	2	0	0	37
BROWNBRIDGE	7-14	6-10	0-0	3	0	20	4	1	0	2	35
WARDLOW	0-1	0-0	0-0	0	0	0	0	0	0	0	6
PUGH	1-1	0-0	0-0	3	3	2	1	1	0	0	19
HEALY	0-0	0-0	0-0	0	0	0	0	0	0	0	4
NDUMANYA	0-0	0-0	0-0	0	0	0	0	0	0	0	3
TEAM				2							
Totals	22-46	12-25	9-11	24	13	65	14	8	2	2	200
TOTAL FG%	1st Half: 11-22 50.0%		2nd Half: 11-24 45.8%			Game: 47.8%					
3-Pt. FG%	1st Half: 9-14 64.3%		2nd Half: 3-11 27.3%			Game: 48.0%					
F Throw %	1st Half: 7-7 100%		2nd Half: 2-4 50.0%			Game: 81.8%					
DEADBALL REBOUNDS:	0										

Score by Periods	1st	2nd	Total
LMU	33	29	62
Santa Clara	38	27	65

Officials: Klaus Endrissat, Brett Nansel, Scott Harris Technical fouls: LMU-None. Santa Clara-None. Attendance: 1318

GAME 21

Santa Clara 60
Pepperdine 57
Jan. 24, 2015
Santa Clara, CA
Leavey Ctr. (1760)

Pepperdine	FG-A	3G-A	FT-A	RB	PF	PTS	AS	TO	BS	ST	MIN
JESPERSOON	0-0	0-0	0-0	2	0	0	1	0	0	0	15
RAINES	4-12	0-1	5-6	4	3	13	0	1	0	1	31
UDENYI	0-2	0-1	0-0	2	3	0	1	3	0	1	26
MAIOR	1-8	0-3	2-2	3	2	4	5	0	1	0	12
RUSSELL	0-1	0-0	0-0	2	0	0	1	1	0	0	12
DWINE	8-13	0-2	5-6	9	0	21	2	3	2	1	32
LAPPAY	0-1	0-0	0-0	0	0	0	0	0	0	0	7
OLDEN	1-5	0-3	6-6	2	2	8	2	1	0	1	26
JOHN	0-0	0-0	0-0	2	1	0	0	2	0	0	5
MURRAY JR.	5-6	0-1	0-0	4	2	10	0	1	0	0	21
TEAM				1							
Totals	19-48	0-11	19-22	28	16	57	11	12	3	4	200
TOTAL FG%	1st Half: 8-24 33.3%		2nd Half: 11-24 45.8%			Game: 39.6%					
3-Pt. FG%	1st Half: 0-8 0.0%		2nd Half: 0-3 0.0%			Game: 0.0%					
F Throw %	1st Half: 8-11 72.7%		2nd Half: 11-11 100%			Game: 86.4%					
DEADBALL REBOUNDS:	2										

Santa Clara	FG-A	3G-A	FT-A	RB	PF	PTS	AS	TO	BS	ST	MIN
HUBBARD	3-6	0-2	2-2	6	3	8	0	1	1	0	24
KRATCH	4-4	0-0	2-2	5	3	10	0	1	2	2	24
CLARK	5-15	0-3	3-4	3	1	13	3	3	0	2	37
JOHNSON	2-10	0-2	4-4	5	3	8	3	2	0	0	36
BROWNBRIDGE	4-10	3-7	2-2	2	2	13	3	2	0	0	35
WARDLOW	0-1	0-0	0-0	2	1	0	0	0	0	0	9
PUGH	0-0	0-0	0-0	2	3	0	2	1	0	2	17
RICHARD	0-0	0-0	0-0	0	0	0	0	0	0	0	2
NDUMANYA	4-5	0-0	0-0	3	4	8	0	1	1	1	16
TEAM				2							
Totals	22-51	3-14	13-14	30	20	60	11	12	4	8	200
TOTAL FG%	1st Half: 14-26 53.8%		2nd Half: 8-25 32.0%			Game: 43.1%					
3-Pt. FG%	1st Half: 3-8 37.5%		2nd Half: 0-6 0.0%			Game: 21.4%					
F Throw %	1st Half: 4-4 100%		2nd Half: 9-10 90.0%			Game: 92.9%					
DEADBALL REBOUNDS:	1										

Score by Periods	1st	2nd	Total
Pepperdine	24	33	57
Santa Clara	35	25	60

Officials: Jeff Ketchu, Horace Shields, Matthew Rukasin Technical fouls: Pepperdine-None. Santa Clara-None. Attendance: 1760

GAME 22

San Diego 69
Santa Clara 64
Jan. 29, 2015
San Diego, CA
Jenny Craig Pavillion (2369)

Santa Clara	FG-A	3G-A	FT-A	RB	PF	PTS	AS	TO	BS	ST	MIN
HUBBARD	2-5	0-0	2-3	2	4	6	0	1	0	0	19
KRATCH	2-3	0-0	5-8	6	2	9	0	1	1	1	32
CLARK	6-21	3-11	7-10	4	2	22	4	3	0	0	39
JOHNSON	3-12	2-5	0-1	3	2	8	2	0	0	0	32
BROWNBRIDGE	4-9	1-5	4-6	2	13	0	3	0	0	1	37
WARDLOW	0-1	0-0	0-0	1	1	0	0	0	0	0	5
PUGH	0-1	0-0	2-3	3	5	2	1	0	0	0	21
RICHARD	0-1	0-0	0-0	1	1	0	0	0	0	0	8
NDUMANYA	2-2	0-0	0-0	2	2	4	1	0	2	3	7
TEAM				5							

2014-15 Santa Clara Boxscores

GAME 25

**Portland 74
Santa Clara 54**
Feb. 7, 2015
Santa Clara, CA
Leavey Center (2110)

Portland	FG-A	3G-A	FT-A	RB	PF	PTS	AS	TO	BS	ST	MIN
GERUN	2-3	0-0	3-4	8	4	7	0	2	1	0	17
VAN DER MARS	7-8	0-0	2-2	12	4	16	4	2	0	0	36
BAILEY	6-13	1-3	3-3	2	3	16	4	1	0	0	38
PRESSLEY	5-9	4-8	2-5	5	1	16	6	1	0	0	32
WINTERING	2-4	1-1	4-4	0	3	9	5	2	0	0	27
TYSON	0-0	0-0	0-0	0	0	0	0	2	0	0	2
TODD	3-3	1-1	0-0	3	0	7	3	1	0	0	28
SHARP	0-1	0-1	0-0	1	1	0	0	0	0	0	9
HARTWICH	1-1	0-0	1-2	1	1	3	0	0	0	0	4
TAYLOR	0-0	0-0	0-0	0	0	0	0	1	0	0	7
ZUBIZARRETA	0-0	0-0	0-0	0	0	0	0	0	0	0	0+
TEAM				2							
Totals.....	26-42	7-14	15-20	34	17	74	20	14	3	4	200
TOTAL FG%	1st Half: 15-20 75.0%		2nd Half: 11-22 50.0%			Game: 61.9%					
3-PL FG%	1st Half: 7-7 100%		2nd Half: 0-7 0.0%			Game: 50.0%					
F Throw %	1st Half: 5-8 62.5%		2nd Half: 10-12 83.3%			Game: 75.0%					
DEADBALL REBOUNDS:	5										

Santa Clara	FG-A	3G-A	FT-A	RB	PF	PTS	AS	TO	BS	ST	MIN
HUBBARD	2-9	0-4	3-3	3	3	7	0	1	0	0	26
KRATCH	0-2	0-0	1-3	4	3	1	1	1	0	0	17
CLARK	7-16	2-8	2-2	3	2	18	3	1	0	0	32
JOHNSON	2-9	0-2	2-2	3	1	6	2	2	0	0	29
BROWNDRIDGE	4-8	2-4	0-0	1	3	10	2	2	0	1	32
WARDLOW	0-0	0-0	0-0	0	0	0	1	0	0	0	2
PUGH	1-1	0-0	0-0	1	0	2	1	1	0	0	13
RICHARD	0-1	0-1	1-2	1	1	1	1	0	0	0	14
HEALY	1-2	1-2	0-0	2	3	0	0	0	0	0	10
NDUMANYA	3-7	0-0	0-2	5	3	6	0	0	0	1	25
TEAM											
Totals.....	20-55	5-21	9-14	21	17	54	11	8	0	5	200
TOTAL FG%	1st Half: 11-29 37.9%		2nd Half: 9-26 34.6%			Game: 36.4%					
3-PL FG%	1st Half: 2-11 18.2%		2nd Half: 3-10 30.0%			Game: 23.8%					
F Throw %	1st Half: 2-4 50.0%		2nd Half: 7-10 70.0%			Game: 64.3%					
DEADBALL REBOUNDS:	1										

Score by Periods	1st	2nd	Total
Portland	42	32	74
Santa Clara	26	28	54

Officials: Ronald Brokenbrough, Marc Beasley, Matthew Rukasin **Technical fouls:** Portland-None. Santa Clara-None. **Attendance:** 2110

GAME 28

**Santa Clara 70
LMU 63**
Feb. 21, 2015
Los Angeles, CA
Gersten Pavilion (1844)

Santa Clara	FG-A	3G-A	FT-A	RB	PF	PTS	AS	TO	BS	ST	MIN
KRATCH	2-2	0-0	0-1	0	5	4	0	1	0	0	27
CLARK	3-8	0-3	4-4	4	1	10	3	3	0	0	27
PUGH	5-7	0-0	0-0	9	1	10	5	1	0	1	38
JOHNSON	4-11	2-5	3-4	7	2	13	2	2	0	1	34
BROWNDRIDGE	7-11	6-9	8-8	4	2	28	3	4	1	2	35
EDWARDS	0-1	0-1	0-0	2	0	0	1	0	0	0	9
RICHARD	0-2	0-2	1-2	1	1	1	1	1	0	0	7
HEALY	0-0	0-0	0-0	0	0	0	0	0	0	0	1
HUBBARD	1-2	0-1	0-0	1	5	2	1	1	0	0	7
NDUMANYA	1-3	0-0	0-0	2	3	2	0	0	1	0	15
TEAM				4			2				
Totals.....	23-47	8-21	16-19	34	21	70	16	15	2	8	200
TOTAL FG%	1st Half: 13-26 50.0%		2nd Half: 10-21 47.6%			Game: 48.9%					
3-PL FG%	1st Half: 7-15 46.7%		2nd Half: 1-6 16.7%			Game: 38.1%					
F Throw %	1st Half: 2-2 100%		2nd Half: 14-17 82.4%			Game: 84.2%					
DEADBALL REBOUNDS:	1										

LMU	FG-A	3G-A	FT-A	RB	PF	PTS	AS	TO	BS	ST	MIN
OKONJI	3-10	0-0	9-11	5	5	15	2	4	1	2	36
MORRAR	1-4	1-2	2-6	8	1	5	3	2	1	0	32
HAYES	7-16	6-13	0-0	3	0	20	1	1	0	0	36
FLINT	1-3	1-3	2-2	3	5	6	1	0	0	0	28
HUMPHRIES	4-11	2-7	6-8	4	4	16	4	4	0	0	34
HERMAN	0-2	0-1	0-0	2	0	0	0	1	0	0	10
JEAN	1-1	0-0	0-0	1	4	2	0	0	0	0	15
WYATT	0-1	0-0	0-0	1	4	0	0	0	0	0	9
TEAM				3							
Totals.....	17-48	10-26	19-27	29	21	63	16	13	2	8	200
TOTAL FG%	1st Half: 4-16 25.0%		2nd Half: 13-32 40.6%			Game: 35.4%					
3-PL FG%	1st Half: 2-9 22.2%		2nd Half: 8-17 47.1%			Game: 38.5%					
F Throw %	1st Half: 11-15 73.3%		2nd Half: 8-12 66.7%			Game: 70.4%					
DEADBALL REBOUNDS:	2										

Score by Periods	1st	2nd	Total
Santa Clara	35	35	70
LMU	21	42	63

Officials: Tim Marion, Coban Lopez, Casey McClellan **Technical fouls:** Santa Clara-None. LMU-None. **Attendance:** 1844

GAME 26

**USF 69 OT
Santa Clara 62**
Feb. 12, 2015
San Francisco, CA
War Memorial Gym (2394)

Santa Clara	FG-A	3G-A	FT-A	RB	PF	PTS	AS	TO	BS	ST	MIN
CLARK	8-16	3-6	2-2	2	2	21	8	1	0	0	42
JOHNSON	0-5	0-3	0-0	0	2	0	0	1	0	0	26
HUBBARD	2-4	0-2	0-0	5	3	4	1	2	0	1	23
BROWNDRIDGE	6-18	2-10	0-0	3	2	14	0	0	0	2	38
KRATCH	1-1	0-0	2-4	4	5	4	0	0	0	0	12
WARDLOW	0-0	0-0	0-0	1	1	0	0	0	0	0	5
PUGH	4-8	0-0	0-0	7	5	8	2	1	0	0	29
RICHARD	1-2	0-1	2-2	3	2	4	0	1	0	0	18
HEALY	1-1	0-0	1-1	0	0	3	0	1	0	0	10
NDUMANYA	2-4	0-0	0-0	8	2	4	0	0	0	0	22
TEAM				1			2				
Totals.....	25-59	5-22	7-9	34	24	62	11	9	0	4	225
TOTAL FG%	1st Half: 9-22 40.9%		2nd Half: 14-29 48.3%			Game: 42.4%					
3-PL FG%	1st Half: 2-7 28.6%		2nd Half: 3-11 27.3%			Game: 22.7%					
F Throw %	1st Half: 4-6 66.7%		2nd Half: 3-3 100%			Game: 77.8%					
DEADBALL REBOUNDS:	1										

Santa Clara	FG-A	3G-A	FT-A	RB	PF	PTS	AS	TO	BS	ST	MIN
CHRISTIANSEN	4-5	0-0	2-3	4	2	10	3	3	0	0	25
GLOVER	1-5	0-3	2-4	10	3	4	2	0	1	0	37
WATSON	4-8	0-1	5-5	2	3	13	2	2	0	0	29
TOLLEFSEN	2-8	0-2	2-2	7	1	6	1	0	3	0	30
DERKSEN	5-12	1-5	7-9	3	0	18	1	1	0	0	45
HILLIARD	0-2	0-1	0-0	2	2	0	0	1	0	0	8
ADAMS	2-6	2-6	0-0	1	1	6	1	0	0	0	23
PINKINS	3-10	0-1	6-8	10	2	12	1	1	0	1	28
TEAM				2							
Totals.....	21-56	3-19	24-31	41	14	69	11	8	4	2	225
TOTAL FG%	1st Half: 7-25 28.0%		2nd Half: 12-28 42.9%			Game: 37.5%					
3-PL FG%	1st Half: 0-9 0.0%		2nd Half: 3-9 33.3%			Game: 15.8%					
F Throw %	1st Half: 4-6 66.7%		2nd Half: 13-15 86.7%			Game: 77.4%					
DEADBALL REBOUNDS:	2										

Score by Periods	1st	2nd	OT	Total
Santa Clara	24	34	4	62
USF	18	40	11	69

Officials: Klaus Endrissat, Daryl Gelnas, Scott Brown **Technical fouls:** Santa Clara-None. USF-None. **Attendance:** 2394

Officials: Klaus Endrissat, Daryl Gelnas, Scott Brown **Technical fouls:** Santa Clara-None. USF-None. **Attendance:** 2394

GAME 29

**Pacific 64
Santa Clara 57**
Feb. 26, 2015
Santa Clara, CA
Leavey Center (1110)

Pacific	FG-A	3G-A	FT-A	RB	PF	PTS	AS	TO	BS	ST	MIN
THOMPSON	4-5	0-0	3-6	6	3	11	2	1	0	0	20
LAMPKIN	2-4	0-0	2-2	7	2	6	3	2	2	1	22
TAYLOR	1-8	1-5	0-0	5	2	3	0	2	0	0	30
WALLACE	3-6	0-1	4-5	4	2	3	0	2	0	0	20
BOWLES	4-9	0-0	3-4	8	2	11	3	1	0	1	25
KOBRE	1-3	1-3	0-0	1	1	3	0	1	0	1	13
ROBINSON	1-5	0-3	6-8	1	0	8	2	3	0	2	23
AGUIRRE	4-9	0-0	2-5	7	3	10	2	2	2	1	27
ELEKAWY	1-2	0-0	0-0	2	0	2	1	1	0	0	10
TEAM				1							
Totals.....	21-51	2-12	20-30	42	15	64	15	14	4	9	200
TOTAL FG%	1st Half: 9-24 37.5%		2nd Half: 12-27 44.4%			Game: 41.2%					
3-PL FG%	1st Half: 1-6 16.7%		2nd Half: 1-6 16.7%			Game: 16.7%					
F Throw %	1st Half: 3-4 75.0%		2nd Half: 17-26 65.4%			Game: 66.7%					
DEADBALL REBOUNDS:	5										

Santa Clara	FG-A	3G-A	FT-A	RB	PF	PTS	AS	TO	BS	ST	MIN
PUGH	2-4	0-0	0-1	5	3	4	0	1	0	4	25
KRATCH	2-5	0-0	0-0	9	4	4	0	0	2	0	23
CLARK	4-10	0-5	2-2	1	4	10	3	3	0	0	32
JOHNSON	5-12	2-									

2014-15 Santa Clara Boxscores

GAME **31**

Santa Clara 85
LMU 54
March 6, 2015
Las Vegas, NV
Orleans Arena (7110)

LMU	FG-A	3G-A	FT-A	RB	PF	PTS	AS	TO	BS	ST	MIN
OKONJI	1-4	0-0	1-4	6	3	3	1	2	0	1	26
MORVAR	2-6	0-3	0-0	2	1	4	0	0	1	0	27
FLINT	0-0	0-0	0-0	0	1	0	2	2	0	1	11
EGBEYEMI	3-10	1-2	7-8	2	2	14	2	4	0	0	34
HUMPHRIES	0-3	0-2	0-0	0	0	0	1	3	1	0	30
PAYNE	10-23	3-6	6-8	9	0	29	2	1	0	1	36
SPIERS	0-1	0-1	0-0	0	0	0	0	1	0	0	5
HAYES	0-0	0-0	0-0	0	0	0	1	0	0	0	5
JEAN	0-0	0-0	0-0	0	0	0	0	0	0	0	1
SIAME	2-4	0-0	0-0	6	4	4	0	2	4	0	25
TEAM				1							
Totals.....	18-51	4-14	14-20	26	11	54	9	15	6	3	200
TOTAL FG%	1st Half: 7-30 23.3%		2nd Half: 11-21 52.4%								Game: 35.3%
3-PL FG%	1st Half: 1-7 14.3%		2nd Half: 3-7 42.9%								Game: 28.6%
F Throw %	1st Half: 7-8 87.5%		2nd Half: 7-12 58.3%								Game: 70.0%
DEADBALL REBOUNDS:	2,1										


Santa Clara	FG-A	3G-A	FT-A	RB	PF	PTS	AS	TO	BS	ST	MIN
KRATCH	4-4	0-0	0-0	2	4	8	0	1	0	0	15
CLARK	7-14	3-5	2-2	5	2	19	5	2	0	3	35
PUGH	6-7	0-0	0-0	7	2	12	6	1	1	3	30
JOHNSON	4-8	0-2	0-0	3	1	8	2	0	0	0	35
BROWNRIDGE	6-11	5-8	2-2	1	2	19	2	2	0	3	29
EDWARDS	0-1	0-0	0-0	0	0	0	0	0	0	0	5
WARDLOW	1-2	0-0	0-0	2	1	2	0	0	0	0	12
RICHARD	0-0	0-0	0-0	2	1	0	1	2	0	1	3
HEALY	0-0	0-0	0-0	0	0	0	0	1	0	0	1
HUBBARD	3-8	0-1	2-2	4	2	8	0	0	0	0	16
PAPENFUS	1-1	1-1	2-2	1	0	5	0	0	0	1	1
ROMEO	0-1	0-0	0-0	0	0	0	0	0	0	0	1
NDUMANYA	1-3	0-0	2-4	6	3	4	1	0	0	0	17
TEAM				5							
Totals.....	33-60	9-17	10-12	38	18	85	17	9	1	11	200
TOTAL FG%	1st Half: 14-29 48.3%		2nd Half: 19-31 61.3%								Game: 55.0%
3-PL FG%	1st Half: 4-9 44.4%		2nd Half: 5-8 62.5%								Game: 52.9%
F Throw %	1st Half: 4-6 66.7%		2nd Half: 6-6 100%								Game: 83.3%
DEADBALL REBOUNDS:	1										

Score by Periods	1st	2nd	Total
LMU	22	32	54
Santa Clara	36	49	85


WEST COAST CONFERENCE BASKETBALL CHAMPIONSHIPS

Officials: Tommy Nunez, Deron White, Michael Greenstein **Technical fouls:** LMU-None. Santa Clara-None. **Attendance:** 7110

BRONCOS RADIO/TV/MEDIA ROSTER



STEPHEN EDWARDS
G 6-2 180 Fr.
Muskogee, Okla.
(Putnam City West)



EVAN WARDLOW
F 6-4 180 Fr.
Lake View Terrace, Calif.
(El Camino Real)



BRANDON CLARK
G 6-0 170 Sr.
East Chicago, Ind.
(Merrillville)




JARVIS PUGH
G 6-6 205 RS-Fr.
Murphy, Texas
(Plano East)



JALEN RICHARD
G 6-3 185 Soph.
San Tan Valley, Ariz.
(Poston Butte)



KAI HEALEY
G 6-5 210 Fr.
Wahroonga, Australia
(The Scots College)




DENZEL JOHNSON
G 6-4 190 Sr.
Fresno, Calif.
(Clovis West)




MATT HUBBARD
F 6-9 210 Fr.
Colville, Wash.
(Colville)



JARED BROWNRIDGE
G 6-2 190 Soph.
Aurora, Ill.
(Waubonsie Valley)



ANDREW PAPENFUS
F 6-5 215 Sr.
Snowmass, Colo.
(Aspen)




DOMINIC ROMEO
F 6-7 240 Gr.
Turlock, Calif.
(Pitman)



NATE KRATCH
F 6-6 230 Soph.
Watertown, Minn.
(Watertown-Mayer)



YANNICK ATANGA
F 6-8 225 Sr.
Yaounde, Cameroon
(Besant Hill School)



**EMMANUEL
NDUMANYA**
C 6-9 270 RS-Fr.
Anambra, Nigeria
(Junipero Serra)



KERRY KEATING
Head Coach
(Seton Hall '93)



SAM SCHOLL
Assistant Coach
(San Diego '01)



JESSE PRUITT
Assistant Coach
(UC Davis '05)



STEVE SNELL
Assistant Coach
(Radford '90)



BRANDON ROSENTHAL
Director of Basketball
Operations
(St. John Fisher College '10)



KYLE BAILEY
Video Coordinator
(Santa Clara '05)

2014-15 Santa Clara Broncos
 Santa Clara Combined Team Statistics (as of Mar 06, 2015)
 All games

RECORD:	OVERALL	HOME	AWAY	NEUTRAL
ALL GAMES	14-17	9-6	3-9	2-2
CONFERENCE	7-11	5-4	2-7	0-0
NON-CONFERENCE	7-6	4-2	1-2	2-2

##	Player	gp-gs	min	avg	Total		3-Point		F-Throw		Rebounds				pf	dq	a	to	blk	stl	pts	avg		
					fg-fga	fg%	3fg-fga	3fg%	ft-fa	ft%	off	def	tot	avg										
03	CLARK, Brandon	31-31	101	32.8	155-416	.37	48-170	.28	126-146	.86	12	101	113	3.6	81	0	120	65	0	27	484	15.6		
23	BROWNRIDGE, J	31-31	104	33.6	151-348	.43	87-204	.42	91-106	.85	12	79	91	2.9	56	0	79	47	4	31	480	15.5		
20	JOHNSON, Denze	31-31	988	31.9	97-253	.38	34-89	.38	37-49	.75	20	68	88	2.8	59	0	56	37	3	35	265	8.5		
22	HUBBARD, Matt	31-24	718	23.2	79-189	.41	27-88	.30	30-41	.73	38	85	123	4.0	60	1	18	40	10	7	215	6.9		
43	KRATCH, Nate	31-18	646	20.8	63-119	.52	1-9	.11	34-64	.53	69	70	139	4.5	108	6	11	31	19	16	161	5.2		
04	PUGH, Jarvis	31-14	597	19.3	50-86	.58	1-3	.33	4-13	.30	48	66	114	3.7	80	4	33	22	8	26	105	3.4		
50	NDUMANYA, Em	22-0	264	12.0	27-56	.48	0-0	.00	10-25	.40	27	51	78	3.5	51	1	4	13	7	9	64	2.9		
10	HEALY, Kai	22-1	230	10.5	20-38	.52	8-18	.44	9-11	.81	6	14	20	0.9	22	1	4	12	1	7	57	2.6		
44	ATANGA, Yannick	2-2	36	18.0	2-4	.50	0-0	.00	1-2	.50	3	8	11	5.5	9	1	0	2	2	0	5	2.5		
30	PAPENFUS, Andr	3-1	10	3.3	1-5	.20	1-4	.25	2-2	1.000	1	2	3	1.0	1	0	1	0	0	4	5	1.7		
05	RICHARD, Jalen	28-0	285	10.2	15-43	.34	4-19	.21	10-18	.55	12	31	43	1.5	24	0	21	19	1	7	44	1.6		
0	EDWARDS, Steph	19-0	123	6.5	8-25	.32	0-7	.00	8-14	.57	0	9	9	0.5	3	0	5	15	0	1	24	1.3		
1	WARDLOW, Evan	29-1	252	8.7	15-32	.46	1-3	.33	5-6	.83	2	18	20	0.7	16	0	16	14	1	4	36	1.2		
42	ROMEO, Dominic	7-1	18	2.6	1-2	.50	0-0	.00	4-8	.50	1	3	4	0.6	3	0	0	0	0	0	6	0.9		
Team											39	29	68											
Total.....		31	6225	684-161		.42	212-614	.34	371-505	.73	290	634	924	29.8	573	14	368	330	56	174	195	62.9		
Opponents.....		31	6225	706-157		.44	205-542	.37	441-634	.69	332	716	104	33.8	535	-	421	362	110	160	205	66.4		

TEAM STATISTICS	SCU	OPP	Date	Opponent	Score	Att.			
SCORING	1951	2058	11/14/14	CAL STATE FULLERTON	w 89-72	1226			
Points per game	62.9	66.4	11/15/14	SAN DIEGO CHRISTIAN	w 70-58	1203			
Scoring margin	-3.5	-	11/19/14	at Utah State	L 54-60	9334			
FIELD GOALS-ATT	684-1616	706-1572	11/24/14	at Michigan State	L 52-79	14797			
Field goal pct	.423	.449	11/27/14	vs Tennessee	L 57-64	0			
3 POINT FG-ATT	212-614	205-542	11/28/14	vs Rhode Island	L 44-66	4383			
3-point FG pct	.345	.378	11/30/14	vs Rider	w 68-60	0			
3-pt FG made per gam	6.8	6.6	12/6/14	at San Jose State	w 61-50	2123			
FREE THROWS-ATT	371-505	441-634	12/13/14	WSU	w 76-67	1172			
Free throw pct	.735	.696	12/20/14	NORTHEASTERN	L 72-78	1168			
F-Throws made per ga	12.0	14.2	12/23/14	CAL POLY	L 58-69	1107			
REBOUNDS	924	1048	* 12/27/14	at Saint Mary's (CA)	L 60-73	3256			
Rebounds per game	29.8	33.8	* 12/29/14	at Pacific	w 57-40	2007			
Rebounding margin	-4.0	-	* 01/01/15	BYU	L 46-81	2375			
ASSISTS	368	421	* 01/03/15	SAN DIEGO	w 59-56	1331			
Assists per game	11.9	13.6	* 01/08/15	at Portland	L 61-78	1415			
TURNOVERS	330	362	* 01/10/15	at GONZAGA BULLDOGS	L 57-79	6000			
Turnovers per game	10.6	11.7	01/13/15	SAINT KATHERINE	w 77-63	1117			
Turnover margin	+1.0	-	* 1/17/15	USF	w 70-64	2074			
Assist/turnover ratio	1.1	1.2	* 01/22/15	LMU	w 65-62	1318			
STEALS	174	160	* 1/24/15	PEPPERDINE	w 60-57	1760			
Steals per game	5.6	5.2	* 01/29/15	at San Diego	L 64-69	2369			
BLOCKS	56	110	* 01/31/15	at BYU	L 57-78	17771			
Blocks per game	1.8	3.5	* 2/5/15	GONZAGA	L 63-77	4700			
ATTENDANCE	26521	75858	* 2/7/15	PORTLAND	L 54-74	2110			
Home games-Avg/Gam	15-1768	12-5364	* 02/12/15	at USF	Lot 62-69	2394			
Neutral site-Avg/Game	-	4-2873	* 02/19/15	at Pepperdine	L 55-64	1055			
			* 02/21/15	at LMU	w 70-63	1844			
Score by Periods	1st	2nd	OT	Totals					
Santa Clara	918	1029	4	1951					
Opponents	927	1120	11	2058					
					* 02/26/15	PACIFIC	L	57-64	1110
					* 02/28/15	SAINT MARY'S (CA)	w	71-70	2750
					03-06-15	vs LMU	w	85-54	7110

* - Conference game

2014-15 Santa Clara Broncos
 Santa Clara Combined Team Statistics (as of Feb 28, 2015)
 Conference games

RECORD:	OVERALL	HOME	AWAY	NEUTRAL
ALL GAMES	7-11	5-4	2-7	0-0
CONFERENCE	7-11	5-4	2-7	0-0
NON-CONFERENCE	0-0	0-0	0-0	0-0

##	Player	gp-gs	min	avg	Total		3-Point		F-Throw		Rebounds				pf	dq	a	to	blk	stl	pts	avg			
					fg-fga	fg%	3fg-fga	3fg%	ft-fa	ft%	off	def	tot	avg											
23	BROWNRIDGE, J	18-18	610	33.9	84-205	.41	44-112	.39	57-66	.86	5	50	55	3.1	35	0	49	30	3	13	269	14.9			
03	CLARK, Brandon	18-18	606	33.7	86-241	.35	27-110	.24	66-76	.86	9	54	63	3.5	46	0	65	39	0	20	265	14.7			
20	JOHNSON, Denze	18-18	571	31.7	61-155	.39	25-60	.41	18-22	.81	13	30	43	2.4	39	0	34	27	2	14	165	9.2			
22	HUBBARD, Matt	18-14	392	21.8	40-101	.39	16-53	.30	20-25	.80	18	41	59	3.3	40	1	10	24	5	2	116	6.4			
43	KRATCH, Nate	18-16	448	24.9	41-80	.51	0-2	.00	21-39	.53	47	46	93	5.2	66	4	6	15	15	13	103	5.7			
04	PUGH, Jarvis	18-4	342	19.0	29-48	.60	0-1	.00	3-9	.33	29	37	66	3.7	41	3	17	15	5	18	61	3.4			
50	NDUMANYA, Em	18-0	208	11.6	20-42	.47	0-0	.00	6-16	.37	18	35	53	2.9	43	1	3	12	6	8	46	2.6			
05	RICHARD, Jalen	15-0	180	12.0	9-28	.32	3-12	.25	8-16	.50	7	22	29	1.9	17	0	11	6	1	5	29	1.9			
10	HEALY, Kai	12-0	80	6.7	5-12	.41	3-7	.42	3-3	1.000	2	5	7	0.6	9	0	2	4	0	2	16	1.3			
01	WARDLOW, Evan	16-0	132	8.3	7-18	.38	0-1	.00	1-2	.50	1	10	11	0.7	9	0	8	9	0	2	15	0.9			
42	ROMEO, Dominic	4-1	10	2.5	0-0	.00	0-0	.00	2-4	.50	0	2	2	0.5	2	0	0	0	0	0	2	0.5			
00	EDWARDS, Steph	6-0	37	6.2	0-7	.00	0-3	.00	1-2	.50	0	3	3	0.5	0	0	2	2	0	0	1	0.2			
30	PAPENFUS, Andr	2-1	9	4.5	0-4	.00	0-3	.00	0-0	.00	1	1	2	1.0	1	0	1	0	0	3	0	0.0			
Team											21	20	41												8
Total.....		18	3625	382-941		.40118-364	.32206-280	.73	171	356	527	29.3	348	9	208	191	37	100	108	60.4					
Opponents.....		18	3625	407-882		.46112-289	.38292-410	.71	176	435	611	33.9	310	-	248	199	60	101	121	67.7					

TEAM STATISTICS	SCU	OPP	Date	Opponent	Score	Att.
SCORING	1088	1218	* 12/27/14	at Saint Mary's (CA)	L 60-73	3256
Points per game	60.4	67.7	* 12/29/14	at Pacific	w 57-40	2007
Scoring margin	-7.2	-	* 01/01/15	BYU	L 46-81	2375
FIELD GOALS-ATT	382-941	407-882	* 01/03/15	SAN DIEGO	w 59-56	1331
Field goal pct	.406	.461	* 01/08/15	at Portland	L 61-78	1415
3 POINT FG-ATT	118-364	112-289	* 01/10/15	at GONZAGA BULLDOGS	L 57-79	6000
3-point FG pct	.324	.388	* 1/17/15	USF	w 70-64	2074
3-pt FG made per gam	6.6	6.2	* 01/22/15	LMU	w 65-62	1318
FREE THROWS-ATT	206-280	292-410	* 1/24/15	PEPPERDINE	w 60-57	1760
Free throw pct	.736	.712	* 01/29/15	at San Diego	L 64-69	2369
F-Throws made per ga	11.4	16.2	* 01/31/15	at BYU	L 57-78	17771
REBOUNDS	527	611	* 2/5/15	GONZAGA	L 63-77	4700
Rebounds per game	29.3	33.9	* 2/7/15	PORTLAND	L 54-74	2110
Rebounding margin	-4.7	-	* 02/12/15	at USF	Lot 62-69	2394
ASSISTS	208	248	* 02/19/15	at Pepperdine	L 55-64	1055
Assists per game	11.6	13.8	* 02/21/15	at LMU	w 70-63	1844
TURNOVERS	191	199	* 02/26/15	PACIFIC	L 57-64	1110
Turnovers per game	10.6	11.1	* 02/28/15	SAINT MARY'S (CA)	w 71-70	2750
Turnover margin	+0.4	-	* - Conference game			
Assist/turnover ratio	1.1	1.2				
STEALS	100	101				
Steals per game	5.6	5.6				
BLOCKS	37	60				
Blocks per game	2.1	3.3				
ATTENDANCE	19528	38111				
Home games-Avg/Gam	9-2170	9-4235				
Neutral site-Avg/Game	-	0-0				

Score by Periods	1st	2nd	OT	Totals
Santa Clara	517	567	4	1088
Opponents	537	670	11	1218