

BYU FOOTBALL

Brett Pyne, BYU Athletic Communications | O: (801) 422-4912 | C: (801) 367-1631 | brett_pyne@byu.edu | twitter: @byucougars, facebook.com/byufootball

BYU 2013 SCHEDULE

Date	Day	Opponent	Time/Result	TV
8/31	Sat	at Virginia	L, 19-16	ESPNU
9/7	Sat	Texas	5 p.m.	ESPN2
9/21	Sat	Utah	TBA	TBA
9/27	Fri	Middle Tennessee	7 p.m.	ESPNU
10/4	Fri	at Utah State	6 p.m.	CBSS
10/12	Sat	Georgia Tech	TBA	TBA
10/19	Sat	at Houston	TBA	TBA
10/25	Fri	Boise State	6 p.m.	ESPN
11/9	Sat	at Wisconsin	TBA	TBA
11/16	Sat	Idaho State	1 p.m.	BYUtv
11/23	Sat	at Notre Dame	3:30 p.m.	NBC
11/30	Sat	at Nevada	12 p.m.	CBSS

All times local to site

WHAT THEY ARE SAYING...

“Senior weak side linebacker Kyle Van Noy (53 tackles, 22.0 for loss, 13.0 sacks) might be the best player in college football – not the best weak side linebacker, nor the best linebacker, but the best all-around player currently in the FBS.”

“I have no doubt that as long as Mendenhall remains with the program, we’ll see BYU competing for a spot at the national table.”

- Paul Myerburg, USA Today

“I’ve never — never — in Pop Warner, high school, college or pro, seen an individual do as much in one game as (Van Noy did).”

- Tom Holmoe on Poinsettia Bowl 2012

TEAM COMPARISON

(as of 8/31)

BYU	CATEGORY	UT
16	Scoring Offense	56
19	Scoring Defense	7
21	First Downs	26
11	Rushing Off.	17
5	Rushing Def.	3
9	Passing Off.	9
9	Passing Def.	15
362	Total Offense	715
223	Total Defense	346
22	Kickoff Return	23
6.8	Punt Return	8.3
43	Penalties (YPG)	58.8
29.1	Net Punting	45.7
25:51	Time of Poss.	23:48
30%	3rd Down %	55%
50%	4th Down %	0%
0-0	Sacks-Yards	2-13
3-15	Sacks Allowed	0-0
100%	Blue Zone %	50%
100%	Opp. Blue Zone %	100%

AWAY



NO. 15 TEXAS (1-0) LONGHORNS

Head Coach	Mack Brown
Alma Mater	Florida State, 1974
Career Record	.231-112 (.672)
Record at UT	.151-43 (.778)
Record vs. BYU	1-0

GAME INFORMATION

Kickoff	5:06 p.m. MDT
TV	ESPN2
	Joe Tessitore (play-by-play), Matt Millen (analyst), Maria Taylor (sideline)
Radio	Cougar IMG Sports Network (KSL 1160 AM, 102.7 FM, KSL.com, BYUcougars.com, BYU Radio Sirius XM 143)
	Greg Wrubell (play-by-play), Marc Lyons (analyst), Nate Meikle (sideline)
Opp. TV	Longhorn Network
National Radio	Sports USA
Opp. Radio	Longhorn IMG Radio Network
Live Stats	BYUcougars.com

SERIES INFORMATION

BYU leads	2-1
Last Meeting	UT won 17-16, 9/10/11
H/A/N	1-0, 1-1, 0-0

HOME



BYU (0-1) COUGARS

Head Coach	Bronco Mendenhall
Alma Mater	Oregon St., 1988
Career Record	.74-30 (.712)
Record at BYU	Same
Record vs. UT	0-1

BYU STORYLINES

- **BYU and Texas last met in the second week of the 2011 season**, when the Cougars fell 17-16 despite leading 16-10 going into the fourth quarter. BYU leads the all-time series with Texas 2-1.
- **Eleven Cougars were named to preseason watch lists**, highlighted by Preseason All-Americans Kyle Van Noy and Cody Hoffman. The 11 players were named to 14 different major award watch lists.
- **Van Noy and Hoffman received Phil Steele Preseason All-America honors** following their combined six All-America awards last season. Both were also named 2013 All-America candidates.
- **The Cougars are 15-19 against Big 12 foes**, with the last victory coming against No. 3 Oklahoma at Cowboys Stadium in 2009. BYU defeated the Sooners 14-13 in the season opener.
- **Hoffman needs three touchdowns, 538 yds and 19 receptions** to become the BYU all-time record holder in each of those categories. He needs four more 100-yard receiving games to become the BYU leader in that category and 942 yards to become the BYU all-time all-purpose yards leader.
- **Jamaal Williams was just seven yards shy of his career rushing record** vs. Virginia, tallying 148 yards on 33 carries. The sophomore running back now has four 100-yard rushing games in his career.
- **Five returning players had career-high tackles vs. Virginia**—Uani 'Unga had 10, Eathyn Manumaleuna had 10 with six solo tackles, Alani Fua had eight, Remington Peck had five and Skye PoVey had three. The tackles helped BYU to 223 total defensive yards, which ranked No. 15 in the country for the weekend.

BYU PROJECTED DEPTH CHART

OFFENSE					DEFENSE						
QB	4	Taysom Hill	6-2	221	So.	LE	90	Bronson Kaufusi	6-7	282	So.
	15	Ammon Olsen	6-3	241	So.		48	Tomasii Laulile	6-3	270	Fr.
RB	21	Jamaal Williams	6-0	200	So.	NT	55	Eathyn Manumaleuna	6-2	305	Sr.
	31	Paul Lasike	6-0	227	Jr.		99	Marques Johnson	6-2	308	Jr.
HB	42	Michael Alisa	6-1	220	Sr.	RE	44	Remington Peck	6-4	250	So.
	28	Adam Hine	6-1	202	So.		95	Logan Taele	6-2	251	So.
SLOT	12	JD Falslev	5-8	175	Sr.	SLB	5	Alani Fua	6-5	228	Jr.
	and 6	Eric Thornton	5-10	180	So.		43	Jherrenya Leuta-Douyere	6-0	231	So.
WR	2	Cody Hoffman	6-4	210	Sr.	MLB	41	Uani 'Unga	6-1	233	Sr.
	and 10	Mitch Mathews	6-6	206	So.		34	Austen Jorgensen	6-2	239	Sr.
WR	17	Skyler Ridley	6-0	182	Sr.	BLB	2	Spencer Hadley	6-1	227	Sr.
	and 1	Ross Apo	6-3	207	Jr.		45	Tyler Beck	6-1	220	Sr.
TE	82	Kaneakua Friel	6-5	261	Sr.	WLB	3	Kyle Van Noy	6-3	245	Sr.
	and 19	Brett Thompson	6-3	216	Jr.		22	Manoa Pikula	6-1	235	So.
LT	72	Ryker Mathews	6-6	309	So.	FC	4	Robertson Daniel	6-1	198	Jr.
	and 75	Brad Wilcox	6-7	300	Fr.		15	Michael Davis	6-2	180	Fr.
LG	73	Solomone Kafu	6-2	315	Jr.	BC	7	Skye PoVey	5-11	200	Sr.
	and 55	Brayden Kearsley	6-4	295	Fr.		32	Mike Hague	5-10	190	Sr.
							11	Dallin Leavitt	5-11	198	Fr.
C	70	Terrance Alletto	6-3	292	So.	KAT	9	Daniel Sorensen	6-2	208	Sr.
	55	Brayden Kearsley	6-4	295	Fr.		30	Michael Wadsworth	6-1	205	So.
RG	74	Brock Stringham	6-6	292	Jr.	FS	20	Craig Bills	6-1	205	Jr.
	and 79	Manaaki Vaitai	6-3	317	Sr.		27	Blake Morgan	5-11	195	Sr.
RT	77	Michael Yeck	6-8	292	Jr.						
	and 57	De'Ondre Wesley	6-7	330	Jr.						
SPECIAL TEAMS					SPECIAL TEAMS						
K	37	Justin Sorensen	6-1	243	Sr.	PR	12	JD Falslev	5-8	175	Sr.
P	26	Scott Arellano	6-1	190	Jr.	KR	28	Adam Hine	6-1	202	So.
DS	96	Kevin O'Mary	6-4	240	Sr.		33	Paul Lasike	6-0	227	Jr.
H	26	Scott Arellano	6-1	190	Jr.						

FOOTBALL CONTACTS

Football SID	Brett Pyne
Office801-422-4912
Cell801-367-1631
Email	brett_pyne@byu.edu
Assistant SID	Rachel Hawks
Cell801-380-9668
Email	footballpr@byu.edu
Assistant SID	Aaron Sorenson
Cell435-851-3879
Email	cougarpr@byu.edu
Intern SID	Jared Houghton
Cell970-690-0216
Email	byusports@byu.edu
Assistant SID Office801-422-8999
Assoc. AD/Communications	Duff Tittle
Office	(801) 422-4910
Email	duff_tittle@byu.edu
Media Relations Main Office801-422-8948
Media Relations Fax801-422-0633
LaVell Edwards Stadium Press Box801-422-2609
Website	www.byucougars.com
Twitter	@BYUougars, @BYUgamenotes
Facebook	facebook.com/byufootball
Address	30 Smith Fieldhouse, Provo, UT 84602

2013 QUICK FACTS

Location	Provo, Utah 84602
Elevation	4,553 feet
Enrollment	32,980
Founded	October 15, 1875
Owned	LDS Church
Nickname	Cougars
Mascot	Cosmo the Cougar
Colors	Dark Blue and White
Stadium	LaVell Edwards Stadium
Surface	Natural Grass
BYU President	Cecil O. Samuelson (Utah, 1970)
Athletics Director	Tom Holmoe (BYU, 1983)
Head Coach/DC	Bronco Mendenhall (Oreg. St., '88)
Seasons	entering 9th yr.
Career Record	74-30 (.712)
Record at BYU	Same
Defensive Set	3-4
Offensive Set	Multiple Formation
2011 Record	8-5
Final National Ranking	N/A
Offensive Starters Returning/Lost	8/3
Other Offensive Returners with Starting Exp.	6
Defensive Starters Returning/Lost	5/7
Other Defensive Returners with Starting Exp.	1
Letterwinners Returning/Lost	45/32
Offensive Letterwinners Returning/Lost	26/12
Defensive Letterwinners Returning/Lost	17/18
Specialists Letterwinners Returning/Lost	2/2
National Championships	1 (1984)
Bowl Appearances	31
Bowl Record	13-17-1
Bowl Record under Mendenhall	6-2
Last Bowl Appearance	2012 Poinsettia Bowl
.W, 23-6 vs. San Diego State
Last Bowl Victory	same
Bowl Appearance Streak	8 (6-2 record)
Bowl Win Streak	4 (2009-12)
First Year of Football	1922
All-time Record530-389-26 (.561)
All-time Home Record289-131-6 (.685)
All-time Road Record216-238-19 (.457)
All-time Neutral Record26-20-1 (.564)
All-time Independent Record	18-9 (.667)
Stadium Record	216-66 (.766)

MEDIA AVAILABILITY AND POLICY**WEEKLY GAME NOTES**

Thank you for your coverage of BYU Football for the 2013 season. These game notes have been designed to provide local, regional and national media with useful information about the BYU football program, specific to this week's game. Additional information on BYU's history and tradition, along with much more in-depth team information can be found in your copy of the 2013 BYU Football Almanac. You can also find more information at byucougars.com. Should you need additional information such as photographs, video or additional almanacs, please contact the BYU Athletic Communications office at (801) 422-8948.

BYUtv PREGAME AND POSTGAME SHOWS

Watch the football pregame and postgame shows before every kickoff and after the game on BYUtv and BYUtvsports.com. Also tune into BYUtv and BYUtvsports.com for complete replays of every home game.

BYUCOUGARS.COM

Please visit byucougars.com for press releases, updated player and coach bios, statistics, game notes, press conference transcripts and schedules. With one of the best video players of any collegiate athletics website in the country, numerous videos of highlights, interviews and features are posted daily. The 2013 BYU Football Almanac is also available online in PDF and HTML at www.byucougars.com/almanac/m-football/2013.

PRACTICES AND MEDIA AVAILABILITY

Members of the media will be invited to conduct interviews at the conclusion of practice. Please give at least 24 hours notice with special requests. (PLEASE NOTE THE CALENDAR BELOW FOR MEDIA AVAILABILITY FOR THE WEEK.)

ATHLETIC STAFF INTERVIEWS

Interview requests for director of athletics Tom Holmoe or any other member of the athletic administration should be directed to associate director of athletics Duff Tittle. Duff can be contacted at duff_tittle@byu.edu or at (801) 422-4910.

IN-GAME NOTES

To follow the most up-to-date notes and milestones during games, follow @BYUgamenotes on Twitter.

SOCIAL MEDIA

Bronco Mendenhall: @BYU_Football
 BYU Athletics: @BYUougars
 Instagram: BYUougars
 Facebook: BYU Football

POSTGAME MEDIA AVAILABILITY

A postgame press conference will be conducted in the LaVell Edwards Stadium press room, located on the southeast end of the stadium next to the BYU locker room. At the discretion of the visiting team, opponent interviews will be conducted in the Blue Zone, near the opponent's locker room located on northwest end of the stadium. Coach Mendenhall and select players will be available following the NCAA mandatory cooling off period. Members of the media are invited to move from the press box down to the field and to the press room four minutes prior to the ending of the game. A direct video feed will also be sent to the press box from the BYU postgame press conference. A basic transcript of Mendenhall's comments from the postgame press conference will be provided. For road games, BYU will conduct interviews outside the locker room or in a location designated by the host school.

GAMEDAY MEDIA

Cougar Nation has many viewing options for the BYU vs. Texas game.

ESPN2

Live broadcast
 Joe Tessitore (play-by-play), Matt Millen (analyst), Maria Taylor (sideline)

BYUtv

Countdown to Kickoff, 4 p.m. MDT
 Postgame Show, immediately following game
 Rebroadcast of game

Longhorn Network

Live broadcast
 Pregame show

Cougar IMG Sports Network

Live broadcast
 Pre and postgame shows
 (KSL 1160 AM, 102.7 FM, KSL.com, BYUougars.com, BYU Radio Sirius XM 143)
 Greg Wrubell (play-by-play), Marc Lyons (analyst), Nate Meikle (sideline)

Longhorn IMG Radio Network

Live broadcast
 Pregame show
 (KVET 1300 AM, 98.1 FM, TexasSports.com, Sirius XM 117)

Craig Way (play-by-play), Roger Wallace (analyst), Rod Babers (sideline)

Texas Spanish Radio

Live broadcast
 Pregame show
<http://texasports.com/showcase/>

Sports USA (national radio)

Live broadcast
 John Ahlers (play-by-play), Gary Barnett (analyst), Scott Garrard (sideline)
 Find your local station at <http://sportsusamedia.com/affiliate-map/>

BYU FALLS IN HARD-FOUGHT SEASON OPENER

CHARLOTTESVILLE, Va. -- BYU took a late lead in the fourth quarter before falling to the University of Virginia 19-16 in a defensive battle in Charlottesville, Va., on Saturday.

Virginia took the final lead of the game, 19-16, on a 13-yard run with 2:36 left in the fourth quarter. The Cavaliers took only one play to score after an interception following a tipped ball.

In the fourth quarter, the Cougars took a late lead after the offense went on an 11-play, 92-yard drive that was capped by a 1-yard keeper by Hill for a 13-12 advantage. On the drive, Taysom Hill went 3 for 5 for 32 yards, and Williams added four rushes for 31 yards.

BYU increased its lead on the following kickoff, when linebacker Austen Jorgensen forced a fumble that was recovered by Blake Morgan. Kicker Justin Sorensen nailed a 36-yard field goal to increase the lead to 16-12 with just over five minutes left in the game.

The first quarter proved to be a defensive stalemate with seven combined punts between the two teams. The stout BYU defense picked up where it left off last season, holding the Cavaliers to just 1 for 6 on third down. In 2012, the defense ranked No. 1 in the

country in third-down defense.

In between the first and second quarters, there was a lightning delay that stalled the game for two hours and nine minutes as the teams were asked to leave the field and fans had to evacuate from their seats in Scott Stadium.

After BYU was forced to punt in its first possession following the weather delay, Van Noy hit the UVA quarterback to induce a bad pass which led to an interception by safety Craig Bills.

Captain JD Falslev sparked the Cougars on their first scoring drive of the game in the second quarter. The senior returned a punt for 17 yards to set BYU up on the Virginia 32-yard line. Falslev caught a pass from Hill and snuck up the sideline for 24 yards before grabbing a four-yard touchdown pass to put BYU up 7-0.

With 12:28 left in the third quarter, Virginia increased its lead following a blocked punt, scoring three plays later on an 11-yard touchdown pass for a 10-7 advantage. The Cavaliers increased their lead again to 12-7 after a botched snap by the Cougars was recovered in the end zone by Hill for a safety with 2:38 left in the third quarter.

NOTES FROM BYU'S LAST GAME

- **BYU took the lead in the second quarter** with the first touchdown of the game, but couldn't prevent a late UVA touchdown that stole the victory from the Cougars.
- **Senior linebacker Uani 'Unga** notched a team-high and career-high 10 tackles, with one tackle for loss.
- **Defensive lineman Eathyn Manumaleuna** also recorded a career high with 10 tackles, including six solo tackles.
- **Junior linebacker Alani Fua** tallied eight tackles (also a career high) to help the defense hold Virginia to just 223 total offensive yards.
- **Junior safety Craig Bills** snagged his third career interception.
- **Linebacker Kyle Van Noy** recorded four tackles, 2.5 tackles for loss, a pass breakup and one quarterback hurry.
- **Jamaal Williams ran the ball 33 times** for 148 yards, just seven yards shy of his career high.
- **JD Falslev tied for first on the team with three receptions.** His receiving score tied his career high in receiving touchdowns. Skyler Ridley also pulled in three catches for 29 yards.
- **Quarterback Taysom Hill** scored the only BYU rushing touchdown of the game.

OPPONENT OUTLOOK

TEXAS' LAST GAME


AUSTIN, Texas -- David Ash threw for 343 yards and four touchdowns and No. 15 Texas set a school record with 715 total offensive yards in a season-opening 56-7 win over New Mexico State Saturday evening.

Led by Ash, the Longhorns (1-0) scored on five straight possessions after falling behind 7-0, averaging 54.6 yards per play on the five touchdowns. Ash hit John Harris for a 54-yard touchdown for the first of the five successive scores, and plays of 66 yards (Ash to Daje Johnson), 24 yards (Johnson run), 55 yards (Ash run) and 74 yards (Ash to Malcolm Brown) followed.

Texas reached the 700-yard mark in total offense for the first time in school history with a balanced attack, racking up 359 yards on the ground and 356 through the air. Ash had 91 yards on the ground, including the 55-yard TD run in the third quarter, while Joe Bergeron finished with 79 yards and Johnson had 62. Brown recorded the first 100-yard receiving game of his career, turning three catches into 109 yards.

Jalen Overstreet, who didn't enter the game until midway through the fourth quarter, led the Longhorns with 92 rushing yards on nine carries. His two touchdowns -- one coming from a yard out and the other coming on a 38-yard dash -- were the first of his Texas career.

While Ash and the offense produced, the Texas defense forced three turnovers and shut down the Aggies (0-1) after allowing their lone touchdown in the second quarter - an 11-yard touchdown pass from Joshua



Bowen to Andrew McDonald. Texas defensive ends Cedric Reed and Jackson Jeffcoat led the way with seven tackles apiece, including a sack for Reed.

Leading 35-7 following the third quarter, Texas kept its foot on the gas, scoring on all three of its possessions in the fourth quarter.

Mike Davis made an acrobatic, 25-yard catch in the corner of the end zone, just getting one foot in bounds to increase the lead to 42-7. Overstreet rushed six times for 43 yards in his first drive as a Longhorn and capped it off with a one-yard touchdown run. The sophomore scored his second touchdown of the game on a 38-yard run, completing the scoring for the Longhorns.

BYU VS. BIG 12

Baylor	1-1-0
Iowa State	1-3-0
Kansas	0-1-0
Kansas State	4-4-0
Oklahoma	2-0-0
Oklahoma State	0-2-0
TCU	5-6-0
Texas	2-1-0
Texas Tech	0-1-0
West Virginia	0-0-0
Total	15-19-0

TEXAS 2013 SCHEDULE

Date	Day	Opponent	Time/Result
8/31	Sat	New Mexico St.	W, 56-7
9/7	Sat	at BYU	5 p.m.
9/14	Sat	Ole Miss	7 p.m.
9/21	Sat	K-State	TBA
10/3	Thu	at Iowa State	6:30 p.m.
10/12	Sat	Oklahoma	TBA
10/26	Sat	at TCU	TBA
11/2	Sat	Kansas	2:30 p.m.
11/9	Sat	at West Virginia	TBA
11/16	Sat	Oklahoma State	TBA
11/28	Thu	Texas Tech	6:30 p.m.
12/7	Sat	at Baylor	TBA

all times local to site

TEXAS IN THE NCAA (as of 9/1)

Total Offense	715.0 (2)
Passing Offense	356.0 (12)
Passing Efficiency	203.68 (8)
Rushing Offense	359.0 (8)
Scoring Offense	56.0 (10)
First Downs	26 (T25)
Third Down Conversions	55% (23)
Rushing Defense	104.0 (T36)
Pass Defense	242.0 (70)
Pass Efficiency Defense	116.6 (56)
Total Defense	346.0 (T43)
Scoring Defense	7.0 (T16)
Net Punting	45.67 (10)
Kickoff Returns	23.0 (T36)
Turnover Margin	0 (T47)
Sacks	2.0 (T40)
Tackles for loss	2 (T2)
Sacks Allowed	0 (T1)

TEXAS PLAYERS TO WATCH

#3 | JALEN OVERSTREET | RB | 6-2 | 215 | FR. | TATUM, TEXAS | TATUM HS

GP	ATT	YDS	Y/A	LNG	TD
1	9	92	9.2	38	2

#14 | DAVID ASH | QB | 6-3 | 220 | JR. | BELTON, TEXAS | BELTON HS

GP	EFFIC	COMP	ATT	YDS	Y/A	PCT	LNG	INT	TD	ATT	YDS	Y/A	LNG	TD
1	207.2	20	28	343	12.25	71.4	74	2	4	8	91	11.38	55	1

#28 | MALCOLM BROWN | RB | 6-0 | 225 | JR. | CIBOLO, TEXAS | STEELE HS

GP	REC	YDS	Y/R	LNG	TD
1	3	109	36.3	74	1

#88 | CEDRIC REED | DE | 6-6 | 258 | JR. | CLEVELAND, TEXAS | CLEVELAND HS

GP	SOLO	AST	TOT	TFL/Y	SACK	YDS	INT	YDS	FF	FR	FRYD	QBH	PBU	BLKD
1	4	6	10	0.1/4	1	4	0	0	0	0	0	2	0	0

INDEPENDENCE: YEAR THREE

BYU's 2013 schedule may be the toughest in program history. The 12-game schedule with six road games and six home games includes fellow independent Notre Dame and teams from eight different conferences, including the Atlantic Coast, Big Ten, Big 12, Pac-12, American Athletic, Conference USA, Mountain West and Big Sky.

FLAG BEARERS

BYU has a tradition of selecting a player before each game to run the team flag and alumni flag. The team selects a former Cougar to carry out the alumni flag, along with the chosen current player who runs out with the current team flag. The team flag has been signed by each member of the team, while the alumni flag has been signed by former BYU payers. In 2011, the team added a special teams flag, donned by a vintage BYU logo adopted by the special teams, following the same protocol as the team flag with an exemplary special teams player being chosen to carry it each week.

Game	Team Flag	Special Teams Flag	Alumni Flag
UVa	Manaaki Vaitai	Justin Sorensen	Peter Tuipolutu

TEAM CAPTAINS

Selected by their peers, wide receiver Skyler Ridley, slot receiver JD Falslev, linebacker Uani 'Unga and safety Daniel Sorensen have been named team captains for the 2013 season. Three of the four captains started their BYU careers as walk-ons. In 2012, Ridley caught the first touchdown pass of the season and finished with 20 receptions for 206 yards and one touchdown. Falslev was second on the team with 37 receptions last season, while also returning punts and kickoffs. Sorensen is a three-year starter and led the team with three interceptions and was second on the team with 68 tackles. 'Unga recorded 28 tackles, three tackles for loss, one interception and one fumble recovery in his first year at BYU after transferring from Oregon State.

LAVELL EDWARDS STADIUM

LaVell Edwards Stadium with its 63,470-seat capacity is home to BYU football. Originally Cougar Stadium, it was built in 1964 and seated 30,000. It was expanded in 1982 to seat 65,000 permanent seats before official capacity became 64,045 after refurbishing the middle of the east section. The capacity now sits at 63,470 due to accommodations for wheelchair access. For the 2012 season the stadium featured new video walls and LED ribbons on the north and south end zone stands. BYU's 2012 average attendance of 61,161 ranked No. 3 in the West behind only USC (87,945) and UCLA (68,481).

Stadium record: 216-66 (.766)

2012 stadium record: 5-1 (.833)

Under Mendenhall: 41-8 (.856)

MISSIONS

Brigham Young University is owned and operated by The Church of Jesus Christ of Latter-day Saints. The missionary emphasis of the Church is perhaps one of its most recognized characteristics.

Since the organization of the Church in 1830, over one million missionaries have served. The Church operates 405 missions around the world in 145 nations speaking 164 languages. More than 75,000 missionaries representing the Church are serving proselytizing missions in 330 missions around the world. Seventy-five percent of the Church's proselytizing missionaries are young men between the ages of 18 and 26. A substantial number of young women and older couples also serve proselytizing missions. Missionaries work long hours—seven days a week for two years or 18 months for women and couples—teaching the Gospel of Jesus Christ and participating in community service.

There are currently 57 missionaries from the football team serving in 18 different countries. Members of the current team cover five of the seven continents around the globe.

FIRESIDES

The BYU football team will participate in hour-long devotionals prior or team service activities the night before each game this season. The team will conduct devotionals before eight games. These devotionals are referred to as "firesides" and are intended to help players, coaches and those who attend strengthen or gain knowledge of our purpose here on earth. Firesides typically include a musical number from members of the team and talks from selected players, along with Bronco Mendenhall.

Date	Time	Game	Location
Fri, Aug. 30	7 p.m.	at Virginia	Charlottesville Wards Meeting House
Thur, Oct. 3	7 p.m.	at Utah State	Providence Stake Center
Fri, Oct. 11	7 p.m.	Georgia Tech	Provo Utah Wasatch Stake Center
Fri, Oct. 18	7 p.m.	at Houston	Houston Stake Center
Fri, Nov. 8	7 p.m.	at Wisconsin	Madison Stake Center
Fri, Nov. 22	7 p.m.	at Notre Dame	South Bend Stake Center
Fri, Nov. 29	7 p.m.	at Nevada	Reno Stake Center

*All times local to site

FBS INDEPENDENT PLAYER OF THE WEEK

Week of	Offense	Defense	Special Teams
9/1	Notre Dame QB Tommy Rees	Army FS Geoffery Bacon	BYU P Scott Arellano

WEEKLY NATIONAL RANKINGS

Associated Press Top 25

1. Alabama (58)	1-0	1497
2. Oregon	1-0	1355
3. Ohio State (1)	1-0	1330
4. Clemson (1)	1-0	1304
5. Stanford	0-0	1277
6. South Carolina	1-0	1181
7. Texas A&M	1-0	1085
8. Louisville	1-0	1073
9. LSU	1-0	971
10. Florida State	1-0	953
11. Georgia	0-1	894
12. Florida	1-0	875
13. Oklahoma State	1-0	780
14. Notre Dame	1-0	707
15. Texas	1-0	674
16. Oklahoma	1-0	612
17. Michigan	1-0	583
18. UCLA	1-0	387
19. Northwestern	1-0	320
20. Washington	1-0	315
21. Wisconsin	1-0	287
22. Nebraska	1-0	219
23. Baylor	1-0	150
24. TCU	0-1	148
25. USC	1-0	135

Others receiving votes: Miami (FL) 127, Ole Miss 50, Arizona State 48, Michigan State 42, Northern Illinois 27, Cincinnati 27, Fresno State 22, Virginia Tech 12, Bowling Green 9, Georgia Tech 8, Arizona 6, Penn State 4, Boise State 3, Virginia 2, Arkansas 1

USA Today Coaches Poll

1. Alabama (58)	1-0	1545
2. Ohio State (3)	1-0	1444
3. Oregon	1-0	1420
4. Stanford	0-0	1292
5. Clemson	1-0	1275
6. South Carolina	1-0	1220
7. Texas A&M (1)	1-0	1181
8. Louisville	1-0	1051
9. Florida	1-0	974
10. Florida State	1-0	946
11. LSU	1-0	926
12. Georgia	0-1	875
13. Notre Dame	1-0	840
14. Oklahoma State	1-0	798
15. Oklahoma	1-0	666
16. Texas	1-0	660
17. Michigan	1-0	623
18. UCLA	1-0	368
19. Nebraska	1-0	357
20. Northwestern	1-0	348
21. Wisconsin	1-0	301
22. USC	1-0	176
23. Washington	1-0	145
24. Miami (FL)	1-0	140
24. TCU	0-1	140

Others receiving votes: Baylor 125, Michigan State 67, Ole Miss 54, Fresno State 46, Northern Illinois 31, Arizona State 28, Cincinnati 19, Arkansas 12, San Jose State 12, Georgia Tech 10, Arizona 7, Boise State 5, Virginia Tech 5, UCF 4, Texas Tech 3, Arkansas State 3, Kansas State 3, East Carolina 1, Bowling Green 1, Utah State 1, Missouri 1, North Carolina 1

INDEPENDENTS SNAPSHOT

BYU is one of seven FBS I independents. Here is a look at how the Cougars and other independents finished last year.

Team	Record	Last Game	This Week
Notre Dame	1-0	W, 28-6	at Michigan
Navy	0-0	--	at Indiana
BYU	0-1	L, 19-16	vs. Texas
Army	1-0	W, 28-12	at Ball State
Idaho	1-11	L, 40-6	at Wyoming
N Mexico St	1-11	L, 56-7	vs. Minnesota

NUMERICAL ROSTER

Table with 3 columns: No., Name, Pos. Lists players from No. 1 to 99.

ALPHABETICAL ROSTER

Table with 7 columns: No., Name, Pos., Ht., Wt., Yr., Hometown/Last School. Lists players alphabetically by name.

PRONUNCIATION GUIDE

Michael Alisa ah-LEES-ah
Ross Apo AH-poh
Scott Arellano Ar-LAHN-oh
Khalil Bell Kah-LEEL
Tui Crichton TOO-ee CRIGH-tuhn
JD Falslev FAHLS-lehv
Kaneakua Friel KAH-nay-ah-KOO-ah Friel
Alani Fua Ah-LAH-nee FOO-ah
Edward Fusi FOO-see
Rylee Gautuvai NOW-tah-vigh
Mike Hague Hayg
Taysom Hill TAY-suhm
Adam Hine HEE-nay
Toloo'i Ho Ching Toe-loh-ah-ee
Terenn Houk TAIR-ehh Howk
Marques Johnson MAR-cus
Solomone Kafu Soh-loh-MOH-nay KAW-foo
Bronson Kaufusi BRAWN-suhn Kaw-FOO-see
Teu Kautai TAY-oo KOW-tigh
Paul Lasike Law-SEE-kay
Tomas Laulile Toh-MAH-see Low-LEE-lay
Jheremya Leuta-Douyere Jeremiah Lay-oo-tah
. Doo-yair
Devin Mahina Mah-HEE-nah
Eathyn Manumaleuna EE-thin
. MAH-noo-MAH-lay-oo-nah
Kai Nacua Kigh Nah-KOO-ah
Ammon Olsen A-mahn
Manoa Pikula Mah-NOH-ah Pee-KOO-lah
Skye PoVey Poh-VAY
Iona Pritchard YOH-nah
Logan Taele Tah-EH-lay
Sae Tautu Sigh Tow-TOO
Merrill Taliauli Tal-ee-aw-oo-lee
Uani 'Unga WAH-nee OON-gah
Kalolo Utu Kah-LOH-loh OO-too
Manaaki Vaitai Mah-NAH-kee VIGH-tie
Jake Ziolkowski Zihl-KOW-skee

Coaches
Robert Anae Ah-NIGH
Mark Atuala Ah-too-igh-ah
Garett Tujague TOO-jay

DID YOU KNOW?

• BYU currently has 39 players from Utah. The rest of the roster breakdown looks like this:

Table with 2 columns: State, Count. Lists states and number of players from each: California (27), Washington (7), Oregon (5), Texas (5), Nevada (4), Colorado (3), Idaho (3), Hawaii (2), Alaska (1), Arizona (1), Georgia (1), Illinois (1), Indiana (1), Maryland (1), New Zealand (1), Oklahoma (1), Samoa (1), Virginia (1).



BYU OFFENSE BY THE NUMBERS

- 1** Cody Hoffman leads all active FBS receivers in career receiving touchdowns with 28. He also ranks third among active receivers in career receptions (203) and fourth in active career receiving yards (2,718).
- 3** Cody Hoffman needs just three touchdown catches to pass Austin Collie and become the No. 1 all-time TD receptions leader at BYU. He currently has 28 receiving TDs for his career.
- 8** The Cougars return eight offensive starters from last year's squad, including Ross Apo, JD Falslev, Kaneakua Friel, Cody Hoffman, Ryker Mathews, Solomon Kafu, Manaaki Vaitai and Jamaal Williams.
- 32** Hoffman has caught at least one pass in 32 consecutive games, dating back to Oct. 23, 2010 in a 25-20 win over Wyoming, which is third nationally among active receivers.
- 100** The Cougar offense went 3 for 3 (100 percent) in "blue zone" conversions against Virginia in Week 1.

BYU OFFENSE IN THE NCAA (As of 9/2)

TEAM

Total Offense	362.0 (78)
Passing Offense	175 (85)
Pass Efficiency	
Rushing Offense	187 (52)
Scoring Offense	16 (93)
First Downs	21 (61)
3rd Down Conversions	30.43% (T-82)
4th Down Conversions	50% (T-37)
Red Zone Conversions	100% (T-1)
Time of Possession	25:51 (97)
Sacks Allowed/game	3 (T-88)
Tackles for Loss Allowed	6 (T-56)

INDIVIDUAL

Total Offense	Taysom Hill, 217 (63)
Total Passing Yards	Taysom Hill, 175 (71)
Passing Touchdowns	Taysom Hill, 1 (T-57)
Passing Yards/Game	Taysom Hill, 175 (71)
Pass Efficiency	Taysom Hill, 72.5
Receptions/Game	JD Falslev/Skyler Ridley, 3.0
Receiving Yards/Game	Ross Apo, 59
Total Receiving Yards	Ross Apo, 59
Receiving Touchdowns	JD Falslev, 1 (T-29)
Rushing Yards	Jamaal Williams, 144 (12)
Rushing Touchdowns	Taysom Hill, 1 (T-48)
All-Purpose Yards	Jamaal Williams, 169 (27)
All-Purpose Yards/Game	Cody Hoffman, 169 (27)

MAGIC NUMBERS RECORD UNDER MENDENHALL

Scores 24 points or more	65-8
Scores less than 24 points	9-22
Scores more than 30	49-3
Scores more than 40	34-2
Scores more than 50	12-1

OTHER OFFENSIVE PLAYERS TO WATCH

#82 Kaneakua Friel, TE
A 2013 Mackey Award and CFPA Tight End Trophy watch list senior, Friel was named to the Phil Steele All-Independent Second Team last year. The Hawai'i native tallied 308 yards and five TDs in 2012.

#1 Ross Apo, WR
The 6-foot-3 receiver caught two passes for 59 yards against Virginia, including a 52-yard pass in the fourth quarter. Named to 2012 Phil Steele All-Independent Second Team.

#42 Michael Alisa, RB
A back with good size and speed, the senior tallied two carries for nine yards at Virginia. A 2013 Doak Walker Award candidate, Alisa started the first five games of 2012 before injuring his arm.

#72 Ryker Mathews, OL
As a freshman, Mathews started all 13 games last season at left tackle. Mathews tied for the team lead in pancake blocks. He helped BYU average over 150 yards on the ground and almost 250 through the air.

#10 Mitch Mathews, WR
The sophomore receiver subbed in for Cody Hoffman in Week 1 and made an athletic catch in the first half. The 6-foot-6, 213 pounder earned letterman honors last year, playing in six games and is primed for a breakout season.

#33 Paul Lasike, RB
An All-American rugby player for BYU, Lasike enters his second season for the football team. He earned 129 yards and two TD's in his debut year.

#4 | TAYSOM HILL | QB | 6-2 | 221 | SO. | POCATELLO, IDAHO | HIGHLAND HS



- Ran for one score against Virginia (57 total rushing yards)
- Played in six games before knee injury, starting his last two
- FBS Independent Offensive Player of the Week (10/1)
- Led BYU to 2-0 record in two starts vs. Hawai'i and Utah State
- First pass of collegiate career went for an 18-yard touchdown
- In first start, ran for 143 yards and one touchdown

CAREER HIGHS

Passing Yards	235, Utah State (2012)
Att	40, @Virginia (2013)
Comp	24, Utah State (2013)
Passing TD	2, Hawai'i (2012)
Rush Att	19, Utah State (2012)
Rush YDS	143, Hawai'i (2012)
Rushing TD	2, Weber State (2012)

2013 PASSING STATS

GP	EFFIC	COMP	ATT	YDS	Y/A	PCT	LNG	INT	TD	ATT	YDS	Y/A	LNG	TD
1	72.50	13	40	175	4.4	32.5	52	1	1	11	57	3.8	13	1

RUSHING STATS

#2 | CODY HOFFMAN | WR | 6-4 | 210 | SR. | CRESCENT CITY, CALIF. | DEL NORTE HS



- 2013 Preseason All-American and Biletnikoff Award watch list
- 2012 Sl.com All-America HM and All-Independent First Team
- His 100 catches and 1,248 yards are second in school history
- Caught a pass in 32 straight games and 38 of 39 career games
- Had eight 100-yard receiving games in 2012, 14 for career
- Set school record with 5 touchdowns vs. New Mexico State

CAREER HIGHS


Receptions	13, @San Jose St (2012)
Rushing Yards	182, @NMSU (2012)
Receiving TD	5, @NMSU (2012)
Long Reception	64, @NMSU (2012)
All-Purpose Yards	277, Utah (2011)

2013 RECEIVING STATS

GP	REC	YDS	Y/R	LNG	TD	KR	YDS	AVG	LNG	TD
0	N/A	N/A	N/A	N/A	N/A	N/A	N/A	N/A	N/A	N/A

KICK RETURN STATS

#21 | JAMAAL WILLIAMS | RB | 6-0 | 200 | SO. | FONTANA, CALIF. | SUMMIT HS



- 2013 Doak Walker Award candidate
- 2012 Phil Steele All-Independent Second Team
- Tallied 144 rushing yards on 33 carries against Virginia
- Set true freshman rushing records with 755 yards and 12 TDs
- Most individual BYU single-game rushing yards (155) since 2007
- First back-to-back 100-yard rushing game at BYU since 2009

CAREER HIGHS

Rushing Attempts	33, @Virginia (2013)
Rushing Yards	155, Hawai'i (2012)
Long Rush	49, Idaho (2012)
Rushing TD	3, @Georgia Tech (2012)
Receptions	7, @Notre Dame (2012)
Receiving Yards	76, Oregon St. (2012)
Receiving TD	1, @Georgia Tech (2012)
Long Reception	39, @Georgia Tech (2012)
All-purpose Yards	185, Hawai'i (2012)

2013 RUSHING STATS

GP	ATT	YDS	Y/A	LNG	TD	REC	YDS	Y/R	LNG	TD
1	33	144	4.4	21	0	2	25	12.5	14	0

RECEIVING STATS

#17 | SKYLER RIDLEY | WR | 6-0 | 182 | SR. | MURRIETA, CALIF. | MURRIETA, HS



- 2013 team captain
- Grabbed a team-high three catches at Virginia (8/31)
- First catch of his career was a touchdown against Washington State (2012)
- Former walk-on

CAREER HIGHS

Receptions	6, Washington St. (2012)
Receiving Yards	54, Washington St. (2012)
Receiving TD	1, Washington St. (2012)
Long Reception	24, @GeorgiaTech (2012)
All-Purpose Yards	54, Washington St. (2012)

2013 RECEIVING STATS

GP	REC	YDS	Y/R	LNG	TD
1	3	29	9.6	12	0

#12 | JD FALSLEV | WR | 5-8 | 175 | SR. | SMITHFIELD, UTAH | SKYVIEW HS



- 2012 Phil Steele All-Independent First Team as return specialist
- Recorded 11 kick returns for 286 yards and 26 punt returns for 247 yards
- Slot receiver who was tied for first on team with 3 catches
- Caught the only receiving TD for BYU against Virginia

CAREER HIGHS

Receptions	9, @NMSU (2012)
Receiving Yards	80, @Hawai'i (2011)
Receiving TD	1, five times
Long Reception	27, two times
Rushing Att.	3, three times (2012)
Rushing Yards	53, Weber State (2012)
All-Purpose Yards	187, @NMSU (2012)

2013 RECEIVING STATS

GP	ATT	YDS	Y/A	LNG	TD	REC	YDS	Y/R	LNG	TD
1	3	32	10.6	24	1	5	34	6.8	17	0

PUNT RETURN STATS

CHART TOPPERS

100-yard receiving games (Season)

- 1. Austin Collie (2008) 11
- 2. Cody Hoffman (2012) 8

100-yard receiving games (Career)

- 1. Austin Collie 17
- 2. Cody Hoffman 14

Receiving Yards (Career)

- 1. Austin Collie 3,255
- 2. Eric Drage 3,065
- 3. Dennis Pitta 2,901
- 4. Margin Hooks 2,841
- 5. Cody Hoffman 2,718

Receptions (Career)

- 1. Dennis Pitta 221
- 2. Margin Hooks 215
- 3. Phil Odle 204
- 4. Cody Hoffman 203

Receiving Touchdowns (Career)

- 1. Austin Collie 30
- 2. Eric Drage 29
- 3. Cody Hoffman 28

All-Purpose Yards (Career)

- 1. Curtis Brown 4,993
- 3. Harvey Unga 4,540
- 4. Jamal Willis 4,367
- 5. Cody Hoffman 4,052

Rushing Yards (Career)

- 1. Harvey Unga 3,455
- 30. Waymon Hamilton 1,064
- 31. Eric Lane 1,062
- 32. Mike Salido 985
- 33. Matt Bellini 931
- 34. Jamaal Williams 919

THE BYU OFFENSE

- **A loaded backfield** will take the pressure off sophomore QB Taysom Hill. With Doak Walker Award candidates Michael Alisa and Jamaal Williams leading the way and four other backs in Adam Hine, Paul Lasike, Algernon Brown and Iona Pritchard who will see significant playing time, the Cougars should see an increase in the running department.
- **Keep an eye out for The Hoff Show.** Wideout Cody Hoffman has an opportunity to end his Cougar career as possibly the best receiver in BYU history. He enters 2013 needing just 19 receptions, 538 yards and three touchdowns to take the top spot among the all-time leaders. As of now, Hoffman has amassed 203 receptions, 2,718 yards and 28 receiving touchdowns in his career, good for fourth, fifth and third, respectively, at BYU. Hoffman holds the record for receiving touchdowns in a game (5) and needs four 100-yard receiving games to have the most in program history.
- **Offensive staff overhaul.** BYU revamped the offensive coaching staff for the 2013 season. The new staff includes Robert Anae returning as the offensive coordinator for a second go-around with the Cougars after a two-year stint at Arizona. Joining Anae are offensive line coach Garrett Tujague, running backs coach Mark Atuaia, receivers coach Guy Holliday and quarterbacks coach Jason Beck. The new staff brings a variety of backgrounds and experience.
- **Go fast, go hard** has been the mantra of Coach Anae. With Coach Anae leading the offense again, he's brought the credo of "Go fast, go hard" to the team. Players conditioning has been ramped up with the expectation of nothing less than 100 percent on every drill, every rep and every workout.
- **New offense, new offensive line.** This year's five starting offensive linemen started a combined total of 21 games before this season. Three of those players (Terrance Alletto, Brock Stringham and Michael Yeck) got their first career starts against Virginia.
- **BYU has not been shutout for 114 consecutive games.** The last time the Cougars failed to score was in 2003 in a 3-0 loss to Utah. That loss was the only other time BYU has not produced points since 1975. BYU has scored in the last 476 of 477 games since 1975.
- **Young offensive line.** BYU is one of only 10 teams that did not start a senior on the offensive line in the first game. The Cougars started three juniors and two sophomores.

OFFENSIVE PLAYERS SEASON/CAREER HIGHS IN A GAME

<p>#1 ROSS APO WR</p> <p>Rec. 2, @UVa/5, three times Rec. Yds 59, @UVa/71, ISU '11 Rec. TD 0/2, two times Long Rec. 52 @UVa/53, Idaho '12</p>	<p>#2 CODY HOFFMAN WR</p> <p>Rec. N/A/13, @SJSU '12 Rec. Yds NA/182, @NMSU '12 Rec. TD NA/5, @NMSU '12 Long Rec. N/A64, @NMSU '12</p>	<p>#12 JD FALSLEV WR</p> <p>Rec. 3, @UVa/9, @NMSU '12 Rec. Yds 32, @UVa/80, @Hawai'i '11 Rec. TD 1, @UVa/1, five times Long Rec. 24, @UVa/27, two times Rushes 0/3, three times Rushing Yds 0/53, Weber St. '12 Long Rush 0/53, Weber St. '12 Rush TD 0/same</p>	<p>#33 PAUL LASIKE RB</p> <p>Rushes 3, @UVa/12, Idaho '12 Rush Yds 5, @UVa/44, Idaho '12 Rush TD 0/2, Hawai'i '12 Long Rush 6, @UVa/11, @NMSU '12 Rec. 0/1, Hawai'i '12 Rec. Yards 0/25, Hawai'i '12 Rec. TD 0/same Long Rec. 0/25, Hawai'i '12</p>
<p>#4 TAYSOM HILL QB</p> <p>Comp. 13, @UVa/24, Utah State '12 Attempts 40, @UVA/same Pass Yds 175 @UVa/235, Utah State '12 Pass TD 1, @UVa/2, Hawai'i '12 Long Pass 52, @UVa/same Rushes 11 @UVa/19, Utah State '12 Rush Yds 42, @UVa/143, Hawai'i '12 Rush TD 1, @UVa/2, Weber St., '12 Long Rush 13, @UVa/68, Hawai'i '12</p>	<p>#17 SKYLER RIDLEY WR</p> <p>Rec. 3, @UVa/6, WSU '12 Rec. Yds 29, @UVa/54, WSU '12 Rec. TD 0/1, WSU '12 Long Rec. 12, @UVa/24, @GT '12</p>	<p>#18 RICHARD WILSON TE</p> <p>Rec. 0/3, SJSU '11 Rec. Yds 0/66, SJSU '11 Rec. TD 0/1, SJSU '11 Long Rec. 0/35, SJSU '11</p>	<p>#42 MICHAEL ALISA RB</p> <p>Rushes 2, @UVa/20, @Oregon St. '11 Rush Yds 9, @UVa/99, Idaho '11 Rush TD 0/1, 4 times Long Rush 8, @UVa/42, ISU '11 Rec. 0/3, @Ole Miss '11 Rec. Yards 0/28, @Ole Miss '11 Rec. TD 0/1, @TCU '11 Long Rec. 0/26, @Ole Miss '11</p>
<p>#5 IONA PRITCHARD RB/FB</p> <p>Rushes N/A/3, twice Rush Yds N/A/12, @GT Rush TD N/A/0 Long Rush N/A13, @GT Rec. N/A/1, UCLA '09 Rec. Yards N/A/3, UCLA '09 Rec. TD 0/same Long Rec. N/A/3, UCLA '09</p>	<p>#21 JAMAAL WILLIAMS RB</p> <p>Rushes 33, @UVa/same Rush Yds 144, @UVa/155, Hawai'i '12 Rush TD 0/3, @GT '12 Long Rush 21, @UVa/49, Idaho '12 Rec. 2, @UVa/7, @Notre Dame '12 Rec. Yards 25, @UVa76, Oregon St. '12</p>	<p>#19 BRETT THOMPSON</p> <p>Rec. 2, @UVa/2, three times Rec. Yds 20, @UVa/52, @UNLV '09 Rec. TD 0/0 Long Rec. 11, @UVa/46, @ UNLV '09</p>	<p>#82 KANEAKUA FRIEL TE</p> <p>Rec. 0/6, WSU, '12 Rec. Yds 0/101, WSU, '12 Rec. TD 0/2, WSU, '12 Long Rec. 0/25, WSU, '12</p>
<p>#10 MITCH MATHEWS WR</p> <p>Rec. 1, @UVa/1, 3 times Rec. Yds 10, @UVa/23, Idaho '12 Rec. TD 0/same Long Rec. 10, @UVa/23, Idaho '12</p>	<p>#84 DEVIN MAHINA TE</p> <p>Rec. 0/2 four times Rec. Yds 0/38, San Diego St. '12 Rec. TD 0/1, twice Long Rec. 0/38, San Diego St. '12</p>		



THE BYU DEFENSE

- **BYU finished the 2012 season ranked No. 3 in total defense.** The unit returns five starters to a defense that arguably was the best in team history. BYU finished the season No. 3 in the nation in total defense, ranking behind only Alabama and Florida State. The Cougars held opponents to an average of 266.1 yards per game, the lowest since 1974 when the Cougars held offenses to an average of 261 yards. The powerhouse held seven top-10 defensive rankings, including six top-5 rankings highlighted by the No. 1-ranked 3rd down defense and the No. 2 red zone defense.
- **One of everything, again.** After being the only Division I player to record a statistic in each of the major defensive categories in 2011, senior linebacker Kyle Van Noy repeated the same feat in 2012. The 6-foot-3, 245 pounder needed only a fumble recovery to duplicate his 2011 feat, which he did in the Poinsettia Bowl, stripping the San Diego State quarterback in the end zone and recovering that same fumble for a touchdown. The 2013 All-America candidate, who is also on the Bednarik Award, Nagurski Trophy, Butkus Award, Lombardi Award, Lott Impact Trophy, Maxwell Award and Walter Camp Award watch lists, was No. 3 in the nation in sacks (13) and No. 4 in tackles for loss (22). Van Noy led the No. 3 defensive unit in four categories, including tackles for loss (22), sacks (13), quarterback hurries (8) and forced fumbles (6) - a school record.
- **Going from outside back to inside.** Senior Spencer Hadley transitioned to the outside linebacker position last year, totaling 55 tackles and 9.0 tackles for loss. The 2013 Butkus Award candidate moves back to inside linebacker to allow Alani Fua to play outside backer. The 6-foot-1, 227 pound senior played in all 13 games and started one, against Texas, during his sophomore campaign at middle linebacker. Hadley will start alongside Fua, Kyle Van Noy and Uani 'Unga.
- **A large defensive line will help anchor the defense.** Eathyn Manumaleuna returns to the field after suffering a season-ending knee injury last year and receiving a medical redshirt. The fifth-year senior and Outland Trophy candidate has started 38 games over his four-year career at both defensive end and defensive tackle. True sophomore and Ted Hendricks candidate Bronson Kaufusi and redshirt sophomore Remington Peck join Manumaleuna on the line, as defensive ends. In the mix for extensive playing time is junior Marques Johnson who redshirted last season. Combined, the four average a commanding 6-foot-4 and 283 pounds, and will look to wreck havoc in opposing backfield's all year long.
- **Behind enemy lines.** The Cougars tallied at least 5.0 TFL in 12 of 13 games in 2012 with a season-best 11.0 TFL against Utah. The Cougars finished the season with two consecutive 8.0 TFL performances against New Mexico State and San Diego State in the Poinsettia Bowl game. BYU finished the season T-No. 23 nationally in TFL, averaging 6.92 per game with 90 total. In the season opener, BYU recorded seven TFL, good for T-No. 19 in the country.
- **Injuries are part of the game.** The defensive unit has been stung by the injury bug during the offseason and fall camp. JC transfer Trent Trammell, who was expected to fight for the starting job at boundary corner, tore his ACL during spring camp. Jordan Johnson, who started at all 13 games last season at field corner, tore his ACL during the first week of fall camp. Backup corner Adam Hogan tore three muscles in his quad during fall camp and will be out 3-4 weeks. The injuries have forced new players into the ever-important corner position, including true freshman Michael Davis who began fall camp as a wideout.



DEFENSIVE PLAYERS SEASON/CAREER HIGHS IN A GAME

#2 SPENCER HADLEY LB		#7 SKYE POVEY DB		#34 AUSTEN JORGENSEN LB	
Tackles	7, @ UVa/12, @Texas '11	Tackles	3, @UVa/same	Tackles	3, @ UVa/7, @ FSU '10
Solo	3, @ UVa/7, @Texas '11	Solo	1, @ UVa/same	Solo	1, @ UVa/7, @FSU '10
Assisted	4, @ UVa/two times	Assisted	1/same	Assisted	2, @ UVa/6, @ AF '10
TFL	0/2, two times	TFL	0/same	TFL	0/1, two times
Sacks	0/2, Weber State	Sacks	0/same	Sacks	0/1, @ UNLV '10
#3 KYLE VAN NOY LB		#9 DANIEL SORENSEN S		#55 EATHYN MANUMALEUNA DL	
Tackles	4, @ UVa/10, two times	Tackles	5, @UVa/10,@ Notre Dame '12	Tackles	10, @ UVa/same
Solo	3, @ UVa/9, Idaho '11	Solo	3, @ UVa/6, SJSU '12	Solo	6, @ UVa/same
Assisted	1, @ UVa/4, two times	Assisted	2, @ UVa/6, two times	Assisted	4, @ UVa/same
TFL	2.5, @ UVa/5, vs. Tulsa '11	TFL	1, @UVA/2, @Utah St. '08	TFL	1, @UVA/2.5, Weber St. '12
Sacks	0/3 @ NMSU '12	Sacks	0/1, @Utah St. '08	Sacks	0/1.5 two times
#4 UANI 'UNGA LB		#11 DALLIN LEAVITT DB		#90 BRONSON KAUFUSI DL	
Tackles	10, UVa/same	Tackles	6, @ UVa/same	Tackles	3, @ UVa/5, @ NMSU '12
Solo	3, @UVA/4, Idaho '12	Solo	3, @ UVa/same	Solo	1, @ UVa/2, two times
Assisted	7, @ UVa/same	Assisted	3, @ UVa/same	Assisted	2, @ UVa/3, @ NMSU '12
TFL	1, @ UVa/same	TFL	0/same	TFL	0/2.0, @ NMSU '12
Sacks	0/same	Sacks	0/same	Sacks	0/1.5, @ NMSU '12
#4 ROBERTSON DANIEL DB		#20 CRAIG BILLS S		#93 REMINGTON PECK DL	
Tackles	6, @ UVa/same	Tackles	6, @ UVA/10, @ SJSU '12	Tackles	5, @ UVA/same
Solo	4, @ UVa/same	Solo	3, @ UVA/5, @ SJSU '12	Solo	3, @ UVA/same
Assisted	2, @ UVa/same	Assisted	3, @ UVA/5, @ SJSU '12	Assisted	2, @ UVA/same
TFL	0/same	TFL	0/same	TFL	0/1, WSU '12
Sacks	0/same	Sacks	0/same	Sacks	0/1, WSU '12
#5 ALANI FUA LB		#27 BLAKE MORGAN S		#99 MARQUES JOHNSON DL	
Tackles	8, @ UVa/same	Tackles	4, @ UVA/4, two times	Tackles	2, @ UVA/same
Solo	2, @ UVa/same	Solo	2, @ UVA/2, six times	Solo	0/same
Assisted	6, @ UVa/same	Assisted	2/2, two times	Assisted	2 @ UVA/same
TFL	0/1, two times	TFL	0/same	TFL	0/same
Sacks	0/1, two times	Sacks	0/same	Sacks	0/same

BYU SPECIAL TEAMS BY THE NUMBERS

- 4** The number of punts junior Scott Arellano placed inside the 20-yard line on Saturday against Virginia. Arellano was named the FBA Independent Special Teams Player of the Week.
- 40.9** Average yards per punt for Scott Arellano in his punting debut as a Cougar.
- 66** In his first time returning kicks for BYU Sophomore Adam Hin'e racked up 66 kick return yards, including one return of 27 yards.
- 100** The Cougars made 100 percent of their PATs and field goals. Senior Justin Sorensen converted both the extra points and also kicked a 36-yard field goal.
- 368** Arellano tallied 368 punting yards on nine attempts, the 10th most by any player in college football in Week 1.

BYU SP. TEAMS IN THE NCAA

TEAM

Yards/Punt Return	6.8 (48)
Yards/Kick Return	22.0 (T-46)
Punting Average	36.64 (101)
Net Punting	29.09 (102)
Kickoffs	60.80 (87)
Opponent Kick Returns	19.00 (32)
Opponent Punt Returns	15.75 (72)
Field Goal Percentage	100% (T-1)
Field Goals Made	1 (T-39)
PAT Kicking	100% (T-1)

INDIVIDUAL

Field Goals Made	Justin Sorensen, 1(T-38)
Punt Return Average	JD Falslev, 6.80 (38)
Kick Return Average	Adam Hin'e, 22.0 (T-33)
Total Punt Return Yards	JD Falslev, 34 (T-21)
Total Kick Return Yards	Adam Hin'e, 66 (T-38)
Kick Return TD	0
Punt Return TD	0

#26 | SCOTT ARELLANO | P | 6-1 | 190 | JR. | SANTA YNEZ, CALIF. | FOOTHILL COLLEGE



- Arellano looks to take over punting duties in place of departed All-American Riley Stephenson
- FBS Independent Special Teams Player of the Week (9/2)
- Recorded 9 punts for an average of 40.9 yards against Virginia
- Strong leg with good touch, nailing four punts inside the 20 last week

CAREER HIGHS

Punts	9, @UVA (2013)
Yards	368, @UVA (2013)
Punt Average	40.9, @UVA (2013)
Long Punt	48, @UVA (2013)
Punts inside 20	4, @UVA (2013)
Punts 50+	0

2013 PUNTING STATS

PUNT	YDS	AVG	LNG	IN20	50+	FC	TB	BLK
9	368	40.9	48	4	0	4	0	1

OTHER SPECIAL TEAMERS

#96 Kevin O'Mary

The senior takes over the long-snapping duties for Reed Hornung who graduated last season. O'Mary, who is 6-foot-4, 240 pounds will use his size and speed to lead the punt coverage team this season.

#6 Eric Thornton, KR/WR

The walk-on speedster will provide depth at the kick return position. Thornton has made a name for himself in fall camp becoming a constant threat after spending the 2012 season on the scout team. Injuries at corner caused a temporary switch to the defensive side of the ball but he has returned and will be a target for quarterback Taysom Hill to look for.

#33 Paul Lasike/#28 Adam Hine, KR/RB

Runningbacks Paul Lasike and Adam Hine look to contribute on kick returns in 2013.

SPECIAL TEAMS LOOK

With an emphasis on special teams, the 2011 squad adopted an "old school" Cougar logo to represent the special teams. The Cougar head with the cap became the face of the team, donning special teamers practice gear along with the special teams flag carried out each game by a selected special teams player.



#37 | JUSTIN SORENSEN | K | 6-1 | 243 | SR. | SOUTH JORDAN, UTAH | BINGHAM HS



- Three-year letter winner honors as a junior
- Saw action in all 13 games last year
- Holds school consecutive PAT record (68)
- Averaged 62.4 yards per kickoff and recorded 26 touchbacks
- Kicked a perfect game against Virginia, going 1 for 1 in FGs and 2 for 2 in PATs

CAREER HIGHS

Kickoffs	9, three times
Kickoff Yards	604, @UCLA (2008)
Kickoff Average	70.0, three times
Touchbacks	6, @New Mexico St. (2012)
Field Goals Made	3, @Texas (2011)
Field Goals Att	4, @Hawai'i (2011)
Long Field Goal	46, Utah (2011)

2013 KICKOFF STATS

GP	NO	YDS	AVG	TB	OB	0-19	20-29	30-39	40-49	50+	FGM	FGA	PCT	LNG	BLK	XPM	XPA	PCT	PTS
1	5	304	60.8	0	0	0-0	0-0	1-1	0-0	0-0	1	1	100	36	0	2	2	100	2

#2 | CODY HOFFMAN | KR/WR | 6-4 | 210 | SR. | CRESCENT CITY, CALIF. | DEL NORTE HS



- 2012 SI.com All-America Honorable Mention (receiver)
- 2012 Phil Steele All-Independent First Team (receiver)
- Returned three kicks for 72 yards in 2012
- BYU's single-season record holder for kickoff returns (36) and kickoff return yards (879), set in 2011

CAREER HIGHS

Kick Returns	8, Utah (2011)
Kick Return Yards	167, @TCU (2011)
Kick Return Avg	64.5, UCF (2011)
Long Kick Return	93, UCF (2011)

2013 DEFENSIVE STATS

GP	SOLO	AST	TOT	KR	YDS	AVG	LNG	TD	REC	YDS	Y/R	LNG	TD	ATT	YDS	Y/A	LONG	TD
N/A	-	-	-	N/A	N/A	N/A	N/A	N/A	N/A	N/A	N/A	N/A	N/A	N/A	N/A	N/A	N/A	N/A

#12 | JD FALSLEV | KR/PR/H/WR | 5-8 | 175 | SR. | SMITHFIELD, UTAH | SKYVIEW HS



- 2012 Phil Steele All-Independent First Team (kick returner)
- In first game as primary kick returner vs. Georgia Tech posted three returns for 129 yards, including returns of 44, 43 and 42 yards
- Logged five punt returns (a career high) against Virginia, good for 34 yards

CAREER HIGHS

Punt returns	5, @UVA (2013)
Punt Ret. Yards	69, @TCU (2011)
Punt Return Avg.	34.5, @TCU (2011)
Punt Return TD	1, @TCU, (2011)
Long Punt Return	67, @TCU (2011)

2013 PUNT RETURN RETURN STATS

GP	ATT	YDS	Y/A	LNG	TD	REC	YDS	Y/R	LNG	TD	KR	YDS	AVG	LONG	TD
1	5	34	6.8	17	0	3	32	10.6	24	1	0	0	0	0	0

HEAD COACH BRONCO MENDENHALL

YEARS AT BYU

Entering 9th year as head coach, 11th at BYU

YEARS OVERALL

Entering 25th year

In his eight seasons as head coach at Brigham Young University, Bronco Mendenhall has restored tradition to the Cougars as one of the nation's top teams. Taking over a BYU program in 2005 that was coming off three losing seasons, Mendenhall has guided his teams to eight straight bowl invitations, two outright conference championships and regular national top-25 rankings. The Cougars finished the 2012 regular season 8-5, with a program-record fourth consecutive bowl victory, won four of their last five games and had the No. 3-ranked total defense in the nation.

Under his leadership, BYU has earned a 74-30 (.712) record to date to rank No. 12 in total wins among all teams in the nation since 2005. The Cougars have received eight straight bowl invitations for the first time since a string of 17 consecutive bowls invitations from 1978 through 1994. Mendenhall is the only coach in BYU football history that took his first eight teams to a bowl game and has the highest winning percentage of any coach in school history. He also has more wins in his first 100 contests at BYU than Hall of Fame coach LaVell Edwards.

Mendenhall has led BYU to bowl wins in six of the last seven seasons to become the first Cougar teams to ever win six bowls in a seven-year span and win four in a row. Nationally, no one has won more bowl games over the past eight years and BYU is one of only seven programs to win six bowl games in the last eight seasons. The Cougars have won 10 or more games in five of Mendenhall's eight seasons overall.

BYU's success under Mendenhall is also evident in the national rankings and NCAA statistics. BYU has finished ranked in the top 25 in the various national statistical categories 127 times in his eight seasons (47 offense, 58 defense, 20 special teams, 2 misc.). The Cougars have achieved 78 top-15 statistical rankings, 58 top-10 rankings and 27 top-5 rankings in that span. The Cougars have also been ranked in the top-25 polls during seven of the past eight seasons and finished ranked in five seasons, including No. 12 following the 2009 season -- the program's highest final ranking since finishing No. 5 in 1996.

Another hallmark of Mendenhall's program has been the emphasis on balance and priorities in the many other facets of life outside of football. Reflecting that emphasis, BYU consistently received the most academic all-conference honorees each season as a conference member, while six Cougar student-athletes have earned seven Academic All-America citations under Mendenhall. Only three teams have had more Academic All-America citations during Mendenhall's tenure. BYU has led all FBS programs three of the last four years for the most selections to the NFF Hampshire Honor Society (3.2 GPA over college career.)

He began his coaching career as a graduate assistant at his alma mater, Oregon State. He later coached at Snow College, Northern Arizona, became the youngest defensive coordinator in the Pac-10 at Oregon State and went to Louisiana Tech and New Mexico before coming to BYU as a defensive coordinator in 2003.

Hailing from Alpine, Utah, Mendenhall is married to Holly Johnston of Missoula, Mont. They have three sons, Cutter, Breaker and Raeder.

COACHING EXPERIENCE

Brigham Young (2003-present)
Head coach (2005-present)
Defensive Coordinator (2003-04)

New Mexico (1998-2002)
Assistant Head Coach (2002)
Defensive Coordinator; Secondary (1998-2002)

Louisiana Tech (1997)
Secondary

Oregon State (1995-96)
Defensive Coordinator; Secondary (1996)
Defensive Line (1995)

Northern Arizona (1993-94)
Co-Defensive Coordinator; Secondary (1994)
Secondary (1993)

Snow College (1991-92)
Defensive Coordinator; Secondary

Oregon State (1989-90)
Graduate Assistant; Defensive Line



MENDENHALL COACHING RECORD		
YEAR	RECORD	BOWL/RESULT
2005	6-6	Las Vegas (L, 35-28, Cal)
2006	11-2	Las Vegas (W, 38-8, Oregon)
2007	11-2	Las Vegas (W, 17-16, UCLA)
2008	10-3	Las Vegas (L, 31-21, Arizona)
2009	11-2	Las Vegas (W, 44-20, No. 18 Oregon State)
2010	7-6	New Mexico (W, 52-24, UTEP)
2011	10-3	Armed Forces (W, 24-21, Tulsa)
2012	8-5	Poinsettia Bowl (W, 23-6, San Diego)
TOTAL	74-29	6-2 bowl record, won four straight

PLAYING CAREER

Two-year starter at Oregon State (1986-87); Played safety and linebacker; Team Captain ('87); Leo Gribkoff Memorial Award ('87) given to the most inspirational player; played at Snow College JC (1984-85) and was a Gridwire All-American; Team Captain; NJCAA National Champions (11-0); played at American Fork H.S. (1980-83)

EDUCATION

American Fork High School (1984)
Oregon State (1988; B.S., Phys. Ed.)
Oregon State (1990; Masters of Education, Exercise Physiology)

HOMETOWN

Alpine, Utah

PERSONAL/FAMILY

Married to Holly Johnston of Missoula, Mont. They have three sons, Cutter, Breaker and Raeder. His older brother, Mat, played football at BYU from 1975-79, before spending four years in the NFL with the Washington Redskins. Another brother, Marty, was a former Mr. Utah bodybuilder. Mendenhall's father, Paul, was a defensive end at BYU from 1953-54.

BYU OFFENSIVE STAFF

Off. coord./Asst. HC Robert Anae (Field)

2013-present BYU offensive coordinator, assistant head coach, offensive line coach; 2011-12 Arizona offensive line coach and run game coordinator; 2005-10 BYU offensive coordinator, inside receivers coach; 2000-04 Texas Tech offensive line coach; 1997-98 UNLV offensive line and run game coordinator; 1996 Boise State offensive line coach; 1992-05 Ricks College offensive line coach; 1990-91 BYU offensive grad assistant; 1986-87 Hawai'i offensive grad assistant.

Quarterbacks Jason Beck (Booth)

2013-present BYU quarterbacks coach; 2012 - Simon Fraser offensive coordinator; 2009-11 Weber State quarterbacks coach; 2008 LSU offensive intern; 2007 BYU offensive intern.

Running Backs Mark Atuaia (Field)

2013-present BYU running backs coach.

Offensive Line Garrett Tujague (Field)

2013-present BYU offensive line coach; 2007-12 College of the Canyons head coach; 1998-06 College of the Canyons assistant head coach, offensive line coach.

Receivers Guy Holliday (Booth)

2013-present BYU receivers coach; 2008-12 UTEP wide receivers coach and recruiting coordinator; 2007 Cornell wide receivers coach; 2003-06 Mississippi State wide receivers coach; 2000-02 Wide receivers and tight ends coach; 1995, 1998-99 Alabama State offensive coordinator and receivers state; 1995: Alabama State quarterbacks coach; 1992-94 Tuskegee offensive coordinator and running backs coach; 1991 Clark-Atlanta running backs coach

Grad. Asst. (Offense) Matt Edwards (Field)

Grad. Asst. (Offense) Andrew George (Field)

BYU DEFENSIVE STAFF

Def. Coord./Secondary Nick Howell (Field)

2013- BYU defensive coordinator and secondary coach; 2011-2012 BYU secondary coach and special teams coach; 2010 BYU outside linebackers coach; 2008-09 BYU defensive graduate assistant; 2007 BYU defensive intern; 2004-06 Ben Lomond High (Ogden, UT) head coach; 2003 Weber High (North Ogden, UT) defensive coordinator; 2002 Sky View High (Smithfield, UT) defensive line coach.

Defensive Line Steve Kaufusi (Field)

2002-present BYU defensive line coach; 1997-01 Utah defensive ends coach; 1995-96 Utah defensive line coach; 1994 Utah graduate assistant.

Inside Linebackers Paul Tidwell (Field)

2011-present BYU inside linebackers coach; 2005-10 BYU inside linebackers/recruiting coordinator; 2004 BYU special teams coordinator; 2002-03 BYU running backs/special teams coordinator; 2000-01 BYU running backs/recruiting coordinator; 1999-00 Louisiana Tech tight ends and special teams coach; 1998 Louisiana Tech defensive backs coach; 1995-97 Eastern Arizona Junior College head coach; 1988-94 Snow College head coach; 1984-87 Snow College defensive coordinator; 1979-83 North Sanpete (Mt. Pleasant, UT) head coach; 1978 Richfield High (Richfield, UT) head coach.

Out. LB /Sp. Teams Kelly Poppinga (Booth)

2013- BYU outside linebackers and special teams coach; 2011-2012 BYU outside linebackers coach; 2010 BYU defensive graduate assistant and interim outside linebacker coach; 2009 BYU defensive intern.

Grad. Asst. (Defense) Jason Walker (Booth)

Grad. Asst. (Defense) Shane Hunter (Booth)

TEAM OFFENSE**SCORED 70 POINTS OR MORE:**

BYU: 2001, Tulane (W, 70-35)
Opp: 2001, Hawai'i (L, 72-45)

SCORED 60 POINTS OR MORE:

BYU: 2005, vs. Air Force (W, 62-41)
Opp: 2001, Hawai'i (L, 72-45)

SCORED 50 POINTS OR MORE:

BYU: 2012, at New Mexico State (W, 50-14)
Opp: 2011, vs. Utah (L, 54-10)

SCORED DOUBLE-DIGITS EVERY QUARTER:

BYU: 2009, 10, 14, 21, 14 at UNLV (W, 59-21)
Opp: 2007, 14, 17, 14, 10 at Tulsa (L, 47-55)

DID NOT SCORE A TOUCHDOWN:

BYU: 2010, at TCU (L, 3-31)
Opp: 2012, vs. San Diego State (W, 20-6)

TOTAL OFFENSE 600 YARDS OR MORE:

BYU: 2009, 611 at UNLV (W, 59-21)
Opp: 2001, 646 vs. Hawai'i (L, 72-45)

TOTAL OFFENSE 500 YARDS OR MORE:

BYU: 2012, 520 at New Mexico State (W, 50-14)
Opp: 2009, 512 vs. Florida State (L, 28-54)

TOTAL OFFENSE 200 YARDS OR LESS:

BYU: 2012, 200 at Boise State (L, 7-6)
Opp: 2012, 187 at New Mexico State (W, 50-14)

PASSING 500 YARDS OR MORE:

BYU: 2007, 537 at Tulsa (L, 47-55)
Opp: 2001, 543 at Hawai'i (L, 45-72)

PASSING 400 YARDS OR MORE:

BYU: 2008, 486 vs. Northern Iowa (W, 41-17)
Opp: 2007, 490 at Tulsa (L, 47-55)

PASSING 300 YARDS OR MORE:

BYU: 2012, 384 at New Mexico State (W, 50-14)
Opp: 2012, 305 at San Jose State (L, 20-14)

PASSING 100 YARDS OR LESS:

BYU: 2012, 61 at Boise State (L, 7-6)
Opp: 2012, 40 at Georgia Tech (W, 41-17)

PASSING 50 YARDS OR LESS:

BYU: 2003, 41 vs. Utah (L, 3-0)
Opp: 2012, 40 at Georgia Tech (W, 41-17)

PASSING 10 COMPLETIONS OR LESS:

BYU: 2012, 8 at Boise State (L, 7-6)
Opp: 2012, 4 at Georgia Tech (W, 41-17)

PASSING 5 TOUCHDOWNS OR MORE:

BYU: 2012, 6 at New Mexico State (W, 50-14)
Opp: 2008, 5 at Utah (L, 48-24)

RUSHING 300 YARDS OR MORE:

BYU: 2012, 396 vs. Hawai'i (W, 47-0)
Opp: 2010, 409 at Air Force (L, 14-35)

RUSHING 200 YARDS OR MORE:

BYU: 2012, 252 vs. Idaho (W, 52-13)
Opp: 2012, 270 at Notre Dame (L, 17-14)

RUSHING 100 YARDS OR LESS:

BYU: 2012, 52 vs. San Diego State (N) (W, 23-6)
Opp: 2012, 29 at New Mexico State (W, 50-14)

RUSHING 50 YARDS OR LESS:

BYU: 2011, 11 vs. Utah (L, 54-10)
Opp: 2012, 29 at New Mexico State (W, 50-14)

RUSHING ZERO YARDS OR LESS:

Opp: 2012, minus-5 vs. WSU (W, 30-6)

RUSHING 60 ATTEMPTS OR MORE:

BYU: 2010, 62 vs. San Diego State (W, 24-21)
Opp: 2010, 65 at Air Force (L, 14-35)

RUSHING 50 ATTEMPTS OR MORE:

BYU: 2012, 54 vs. Hawai'i (W, 47-0)
Opp: 2010, 59 at Utah State (L, 16-31)

RUSHING 4 TOUCHDOWNS OR MORE:

BYU: 2012, 4 at Georgia Tech (W, 41-17)
Opp: 2010, 4 vs. Air Force (L, 14-35)

FIRST DOWNS 30 OR MORE:

BYU: 2012, 30 vs. Hawai'i (W, 47-0)
Opp: 2005, 51 vs. TCU (L, 50-51 OT)

FIRST DOWNS 10 OR LESS:

BYU: 2010, 10 at TCU (L, 3-31)
Opp: 2012, 10 at New Mexico State (W, 50-14)

THIRD-DOWN CONVERSION 70% OR MORE:

BYU: 2011, 71% (10/14) vs. New Mexico St (W, 42-7)
Opp: 2005, 78% (7/9) at Wyoming (W, 35-21)

THIRD-DOWN CONVERSION 75% OR MORE:

BYU: 2011, 79% (11/14) at Oregon State (W, 38-28)
Opp: 2005, 78% (7/9) at Wyoming (W, 35-21)

THIRD-DOWN CONVERSION 80% OR MORE:

BYU: 2010, 92% (12/13) vs. Colorado State (W, 49-10)

THIRD-DOWN CONVERSION 90% OR MORE:

BYU: 2010, 92% (12/13) vs. Colorado State (W, 49-10)

INDIVIDUAL OFFENSE**ALL-PURPOSE 200 YARDS OR MORE:**

BYU: 2011, C. Hoffman 234 vs. TCU (L, 38-28)
Opp: 2011, J. Poyer 222 at Oregon State (W, 38-28)

ALL-PURPOSE 300 YARDS OR MORE:

BYU: 2007, A. Collie 366 at Tulsa (L, 47-55)

ALL-PURPOSE 2 PLAYERS 100 YARDS OR MORE:

BYU: 2012, JD Falslev 187, C. Hoffman 182 at New Mexico State (W, 50-14)
Opp: 2012, Riddick 143, C. Wood 114 at Notre Dame (L, 17-14)

ALL-PURPOSE 3 PLAYERS 100 YARDS OR MORE:

BYU: 2012, C. Hoffman 155, J. Williams 112, JD Falslev 112 at San Jose State (L, 2-14)

TOUCHDOWNS SCORED 4 OR MORE IN A QUARTER:

BYU: 1952, D. Felt (4 rushing) at San Jose State (L, 44-27) NCAA Record

TOUCHDOWNS SCORED 4 OR MORE IN A HALF:

BYU: 2010, L. Ashworth (4 receiving) at CSU (W, 49-10)*

INDIVIDUAL PASSING**PASSING 600 YARDS OR MORE:**

BYU: 1993, J. Walsh 619 at Utah State (L, 56-58)
Opp: Never

PASSING 500 YARDS OR MORE:

BYU: 2007, M. Hall 537 yds at Tulsa (L, 55-47)
Opp: 2001, N. Rolovich 543 Hawai'i (L, 72-45)

PASSING 400 YARDS OR MORE:

BYU: 2008, M. Hall 486 vs. Northern Iowa (W, 41-17)
Opp: 2007, P. Smith 454 at Tulsa (L, 55-47)

PASSING NO TOUCHDOWNS:

BYU: 2012, R. Nelson/J. Lark vs. San Diego State (N) (W, 23-6)
Opp: 2012, A. Dingwell vs. San Diego State (N) (W, 23-6)

PASSING 25 COMPLETIONS OR MORE:

BYU: 2012, J. Lark 34 at New Mexico State (W, 50-14)
Opp: 2012, D. Fales 25 at San Jose State (L, 20-14)

PASSING 30 COMPLETIONS OR MORE:

BYU: 2012, J. Lark 34 at New Mexico State (W, 50-14)
Opp: 2012, J. Tuel 30 vs. WSU (W, 30-6)

PASSING 40 COMPLETIONS OR MORE:

BYU: 2005, J. Beck 41 vs. Boston College (L, 3-20)

PASSING 50 ATTEMPTS OR MORE:

BYU: 2012, J. Lark 50 at New Mexico State (W, 50-14)
Opp: 2009, G. Stucker 50 at Colorado State (W, 42-23)

PASSING 3 TOUCHDOWNS OR MORE:

BYU: 2012, J. Lark 6 at New Mexico State (W, 50-14)
Opp: 2012, D. Fales 3 at San Jose State (L, 20-14)

PASSING 4 TOUCHDOWNS OR MORE:

BYU: 2012, J. Lark 6 at New Mexico State (W, 50-14)
Opp: 2010, A. Dalton 4 at TCU (L, 3-31)

PASSING 5 TOUCHDOWNS OR MORE:

BYU: 2012, J. Lark 6 at New Mexico State (W, 50-14)

PASSING 6 TOUCHDOWNS OR MORE:

BYU: 2012, J. Lark 6 at New Mexico State (W, 50-14)

PASSING 7 TOUCHDOWNS OR MORE:

BYU: 2008, M. Hall 7 vs. UCLA (W, 59-0)

INDIVIDUAL RECEIVING**RECEIVING 150 YARDS OR MORE:**

BYU: 2012, C. Hoffman 182 at New Mexico State (W, 50-14)
Opp: 2012, B. Cooks 173 vs. Oregon State (L, 42-24)

RECEIVING 200 YARDS OR MORE:

BYU: 2008, D. Pitta 213 vs. Northern Iowa (W, 41-17)

RECEIVING 10 RECEPTIONS OR MORE:

BYU: 2012, C. Hoffman 10 vs. San Diego State (N) (W, 23-6)
Opp: 2011, R. Rumble 10 vs. Idaho State (W, 56-3)

RECEIVING 15 RECEPTIONS OR MORE:

BYU: 1973, J. Miller 22 vs. New Mexico (W, 56-21)

10 RECEIVERS WITH AT LEAST 1 CATCH:

BYU: 2012, 10 vs. Idaho (W, 52-13)
Opp: 2012, 11 at Utah (L, 24-21)

RECEIVING 3 TOUCHDOWNS OR MORE:

BYU: 2012, C. Hoffman 5 at New Mexico State (W, 50-14)
Opp: 2007, C. Heinz 3 at Tulsa (L, 55-47)

RECEIVING 4 TOUCHDOWNS OR MORE:

BYU: 2012, C. Hoffman 5 at New Mexico State (W, 50-14)

RECEIVING 50-YARD TOUCHDOWN OR MORE:

BYU: 2012, C. Hoffman 64 from J. Lark at New Mexico State (W, 50-14)
Opp: 2012, K. Bateman 67 from A. Manley at New Mexico State (W, 50-14)

RECEIVING 70-YARD TOUCHDOWN OR MORE:

BYU: 2009, M. Jacobson 79 at Wyoming (W, 52-0)
Opp: 2011, T. Davis 79 at Hawai'i (W, 41-20)

INDIVIDUAL RUSHING**RUSHING 20 CARRIES OR MORE:**

BYU: 2012, J. Williams 28 at Georgia Tech (W, 41-17)
Opp: 2012, A. Muema 26 vs. San Diego State (N) (W, 23-6)

RUSHING 30 CARRIES OR MORE:

BYU: 2013, J. Williams 33 at Virginia (L, 19-16)
Opp: 2012, D.J. Harper 31 at Boise State (L, 7-6)

RUSHING 35 CARRIES OR MORE:

BYU: 1976, J. Blanc 36 vs. Wyoming (L, 29-34)
Opp: 2003, J. Jones 35 at Notre Dame (L, 33-14)

RUSHING 100 YARDS OR MORE:

BYU: 2013, J. Williams 144 at Virginia (L, 19-16)
Opp: 2012, A. Muema 111 vs. San Diego State (N) (W, 23-6)

RUSHING 150 YARDS OR MORE:

BYU: 2012, J. Williams 155 vs. Hawai'i (W, 47-0)
Opp: 2011, J. White 174 vs. Utah (L, 54-10)

RUSHING 200 YARDS OR MORE:

BYU: 2005, C. Brown 219 vs. Air Force (W, 62-41)
Opp: 2001, H. Childs 237 vs. Colorado State (W, 56-34)

RUSHING TWO 100-YARD RUSHERS:

BYU: 2012, J. Williams 155, T. Hill 143 vs. Hawai'i (W, 47-0)
Opp: 2012, Riddick 143, C. Wood 114 at Notre Dame (L, 17-14)

RUSHING THREE 100-YARD RUSHERS:

BYU: 2001, L. Staley 142, B. Doman 116, B. McDonald 110; vs. Tulane (W, 70-35)

RUSHING 5 TOUCHDOWNS OR MORE:

BYU: 2001, L. Staley 5 vs. Colorado State (W, 56-34)

RUSHING 4 TOUCHDOWNS OR MORE:

BYU: 2005, C. Brown 4 vs. Air Force (W, 62-41)
Opp: 2002, C. Harridge 4 Air Force (L, 52-9)

RUSHING 3 TOUCHDOWNS OR MORE:

BYU: 2012, J. Williams 3 at Georgia Tech (W, 41-17)
Opp: 2011, J. White 3 vs. Utah (L, 54-10)

RUSHING 50-YARD TOUCHDOWN OR MORE:

BYU: 2009, H. Unga 52 yards at UNLV (W, 59-21)
Opp: 2011, P. McCarty 82 yards vs. Idaho (W, 42-7)

RUSHING 70-YARD TOUCHDOWN OR MORE:

BYU: 2006, M. Hague 87 yards vs. UNLV (W, 52-7)
Opp: 2011, P. McCarty 82 yards vs. Idaho (W, 42-7)

TEAM DEFENSE**TACKLES 90 OR MORE:**

BYU: 2013, at Virginia 90 (L, 19-16)
Opp: 2012, at Virginia 92 (L, 19-16)

TACKLES 100 OR MORE:

BYU: 2009, vs. Air Force 110 (W, 38-21)
Opp: 2010, vs. San Diego State 101 (W, 24-21)

TACKLES 3 WITH DOUBLE-DIGITS:

BYU: 2010, Hunter 13, Wagner 10, Uale 10 at Utah State (L, 16-31)
Opp: 2012, Brady 14, Vigil 10, Fackrell 10 vs. Utah State (W, 6-3)

TACKLES 4 WITH DOUBLE-DIGITS:

BYU: 2009, Denney 13, Johnson 11, Doman 11, Jorgensen 10 vs. Air Force (W, 38-21)
Opp: 2013, Canady 13, Romero 12, Harold 11, Coley 11, Harris 11 at Virginia (L, 19-16)

SACKS 5 OR MORE:

BYU: 2012, 5 at New Mexico State (50-14)
Opp: 2010, 8 at Florida State (L, 10-34)

TURNOVERS CAUSED 4 OR MORE:

BYU: 2012, 5 vs. San Diego State (N) (W, 23-6)
Opp: 2012, 4 at San Jose State (L, 20-14)

TURNOVERS CAUSED 6 OR MORE:

BYU: 2008, 6 vs. Wyoming (W, 44-0)
Opp: 2011, 7 vs. Utah (L, 54-10)

INTERCEPTIONS 4 OR MORE:

BYU: 2006, 4 vs. UNLV (W, 52-7)
Opp: 2008, 5 at Utah (L, 24-48)

FUMBLES RECOVERED 3 OR MORE:

BYU: 2012, 3 vs. Idaho (W, 52-13)
Opp: 2011, 6 vs. Utah (L, 54-10)

FUMBLES RECOVERED 5 OR MORE:

Opp: 2011, 6 vs. Utah (L, 54-10)

FUMBLES FORCED 5 OR MORE:

BYU: 2008, 5 vs. Northern Iowa (W, 41-17)
Opp: 2011, 7 vs. Utah (L, 54-10)

SAFETY WAS SCORED:

BYU: 2011, vs. San Jose State (W, 29-16)
Opp: 2013, at Virginia (L, 19-16)

INDIVIDUAL DEFENSE**TACKLES 15 OR MORE:**

BYU: 2008, K. Fowler 15 vs. Arizona (L, 21-31)
Opp: 2012, K. Smith 19 at San Jose State (L, 20-14)

TACKLES FOR LOSS 4 OR MORE:

BYU: 2012, K. Van Noy 4.5 at Utah (L, 24-21)
Opp: 2009, G. McCoy 4 vs. Oklahoma (W, 14-13)

SACKS 2 OR MORE:

BYU: 2012, K. Van Noy 3 at New Mexico State (W, 50-14)
Opp: 2012, D. Tuitupou 2 at San Jose State (L, 20-14)

SACKS 3 OR MORE:

BYU: 2007, J. Jorgensen 3 vs. Colo. St. (W, 35-16)
Opp: 2008, J. Hughes 4 at TCU (L, 7-32)

SACKS 4 OR MORE:

BYU: 1999, S. Gali 4 vs. New Mexico (W, 31-7)
Opp: 2008, J. Hughes 4 vs. TCU (L, 32-7)

INTERCEPTION RETURNED FOR A TD:

BYU: 2012, K. Van Noy vs. San Diego State (N) (W, 23-6)
Opp: 2012, I. Johnson at Georgia Tech (W, 41-17)

INTERCEPTIONS 2 OR MORE:

BYU: 2010, A. Rich vs. UTEP (W, 52-24)
Opp: 2008, J. Dale at Utah (L, 24-48)

INTERCEPTIONS 3 OR MORE:

BYU: 2000, T. Smith vs. Wyoming (W, 19-7)

FUMBLE WAS RETURNED FOR A TD:

BYU: 2012, K. Van Noy vs. San Diego State (N) (W, 23-6)
Opp: 2012, M. Lee at Utah (L, 24-21)

FUMBLE FORCED 2 OR MORE:

BYU: 2011, B. Ogletree 2 vs. Oregon St (W, 38-28)

Opp: 2012, K. Smith 2 at San Jose State (L, 20-14)

FUMBLE RECOVERIES 3 OR MORE:

BYU: 2005, J. Luettgerodt at Wyoming (W, 35-21)

SPECIAL TEAMS**SCORED 15 OR MORE POINTS KICKING:**

BYU: 1999, O. Pochman 17 at UNLV (W, 29-0)
Opp: 2009, J. Phillips 15 vs. Utah (W, 26-23)

FIELD GOAL 40 YARDS OR MORE:

BYU: 2011, J. Sorensen 44 vs. TCU (L, 38-28)
Opp: 2012, C. Petersen 48 at Utah (L, 24-21)

FIELD GOAL 50 YARDS OR MORE:

BYU: 2006, J. McLaughlin 53 at Air Force (W, 33-14)
Opp: 2013, I. Frye 53 at Virginia (L, 19-16)

FIELD GOAL WAS BLOCKED:

BYU: 2012, R. Tialavea at Utah (L, 24-21)
Opp: 2012, P. Plukala vs. Utah State (W, 6-3)

FIELD GOAL BLOCKED FOR A TOUCHDOWN:

BYU: 2001, R. Denney at SDSU (W, 59-21)

FIELD GOALS 4 OR MORE CONVERTED:

BYU: 2000, O. Pochman 4 at Utah (W, 34-27)
Opp: 2009, J. Phillips 5 vs. Utah (W, 26-23)

FIELD GOAL GAME-WINNING:

BYU: 2001, at Mississippi State (W, 41-38)
Opp: 2006, at Arizona (L, 16-13)

PAT 10 OR MORE CONVERTED:

BYU: 2001, M. Payne 10 vs. Tulane (W, 70-35)

BLOCKED A PAT:

BYU: 2012, R. Tiavalea at San Jose State (L, 20-14)
Opp: 2012, B. Yap vs. Hawaii (W, 47-0)

TWO-POINT PAT WAS CONVERTED:

BYU: 2011, R. Nelson vs. TCU (L, 38-28)
Opp: 2009, D. Reed vs. Utah (W, 26-23)

KICKOFF RETURN TEAM 150 YARDS OR MORE:

BYU: 2011, 167 vs. TCU (L, 38-28)
Opp: 2012, 182 at Georgia Tech (W, 41-17)

KICKOFF RETURN 100 TOTAL YARDS OR MORE:

BYU: 2012, J.D. Falslev 129 at Georgia Tech (W, 41-17)
Opp: 2012, J. Golden 174 at Georgia Tech (W, 41-17)

KICKOFF RETURN 50 YARDS OR MORE:

BYU: 2011, C. Hoffman 52 vs. TCU (L, 38-28)
Opp: 2013, T. Mizzell 56 at Virginia (L, 19-16)

KICKOFF RETURN 100 YARDS:

BYU: 1996, J. Dye vs. UTEP (W, 40-18)

KICKOFF RETURN FOR A TOUCHDOWN:

BYU: 2011, C. Hoffman vs. UCF, 93 yards (W, 24-17)
Opp: 2012, J. Golden at Georgia Tech, 97 yards (W, 41-17)

PUNT RETURN TEAM 100 YARDS OR MORE:

BYU: 2006, 108 vs. Wyoming (W, 55-7)

PUNT RETURN FOR A TD:

BYU: 2011, J. Falslev vs. TCU (L, 38-28)
Opp: 2001, C. Owens at Hawaii (L, 72-45)

PUNT WAS BLOCKED:

BYU: 2012, by K. Van Noy at San Diego State (N) (W, 23-6)
Opp: 2013, by A. Harris at Virginia (L, 19-16)

PUNT BLOCKED FOR A TOUCHDOWN:

BYU: 2004, by G. Lovely at Air Force (W, 41-24)
Opp: 2005, by C. Wells, TD by G. Rybak vs. Air Force (W, 62-41)

PUNT 60 YARDS OR MORE:

BYU: 2012, R. Stephenson 60 at San Jose State (L, 20-14)
Opp: 2012, A. Dunnachie 60 vs. Hawaii (W, 47-0)

PUNT 70 YARDS OR MORE:

BYU: 2007, C. Santiago 75 vs. New Mexico (W, 31-24)
Opp: 2011, T. Campbell 73 at Ole Miss (W, 14-13)

PUNT AVERAGE 50 OR MORE (min. 3):

BYU: 2012, R. Stephenson 50.0 at San Jose State (L, 20-14)
Opp: 2011, T. Campbell 56.8 at Ole Miss (W, 14-13)

DID NOT PUNT DURING ENTIRE GAME:

BYU: 2011, vs. San Jose State (W, 29-16)

GENERAL**DEFEATED A RANKED OPPONENT:**

BYU: 2009, vs. No. 18 Oregon State (W, 44-20)
Opp: 2012 at Utah (L, 24-21)

THE LAST TIME OVERTIME WAS PLAYED:

BYU: 2009, vs. Utah (W, 26-23)

TEAM WAS AHEAD AT HALF AND LOST:

BYU: 2013, at Virginia (ahead 7-3, lost 19-16)
Opp: 2012, vs. San Diego State (ahead 6-3, lost 23-6)

SHUTOUT BY OPPONENT IN FIRST HALF:

BYU: 2012, at Boise State (L, 7-6)
Opp: 2012, vs. Hawaii (W, 47-0)

SHUTOUT BY OPPONENT IN SECOND HALF:

BYU: 2012, at Notre Dame (L, 17-14)
Opp: 2012, vs. San Diego State (W, 23-6)

SHUTOUT BY OPPONENT:

BYU: 2003, vs. Utah (L, 3-0)
Opp: 2012, vs. Hawaii (W, 47-0)

PENALTIES 10 OR MORE:

BYU: 2012, 12 at Utah (L, 24-21)
Opp: 2012, 10 at Utah (L, 24-21)

PENALTY YARDS 100 OR MORE:

BYU: 2012, 10-112 vs. WSU (W, 30-6)
Opp: 2012, 10-112 at Utah (L, 24-21)

PENALTIES 1 OR LESS:


BYU: 2010, vs. Nevada (L, 13-27)
Opp: 2011, vs. Tulsa (W, 24-21)

NO TURNOVERS:

BYU: 2012 at New Mexico State (W, 50-14)
Opp: 2012 at New Mexico State (W, 50-14)

TIME OF POSSESSION 40 MINUTES OR MORE:

BYU: 2010, 45:01 vs. San Diego State (W, 24-21)



BYU Combined Team Statistics (as of Aug 31, 2013) All games

Date	Opponent	Score	Att.	Record:	Overall	Home	Away	Neutral
Aug 31, 201	at Virginia	L 16-19	53310	All games	0-1	0-0	0-1	0-0
				Conference	0-0	0-0	0-0	0-0
				Non-Conference	0-1	0-0	0-1	0-0
Rushing				Team Statistics		BYU		OPP
Jamaa Williams	g att gain loss net avg td lg avg/g	FIRST DOWNS		21	14			
Taysom Hill	1 33 148 4 144 4.4 0 21 144.0	Rushing		11	5			
Mike Alisa	1 2 9 0 9 4.5 0 8 9.0	Passing		9	9			
Adam Hine	1 2 5 0 5 2.5 0 4 5.0	Penalty		1	0			
Paul Lasike	1 3 7 2 5 1.7 0 6 5.0	RUSHING YARDAGE		187	109			
TM	1 2 0 18 -18 -9.0 0 0 -18.0	Rushing Attempts		53	42			
Total	1 53 226 39 187 3.5 1 21 187.0	Average Per Rush		3.5	2.6			
Opponents	1 42 122 13 109 2.6 1 13 109.0	Average Per Game		187.0	109.0			
Passing				PASSING YARDAGE		175		114
Taysom Hill	g efficcomp-att-int pct yds td lg avg/g	Comp-Att-Int		13-40-1	18-32-1			
Total	1 72.50 13-40-1 32.5 175 1 52 175.0	Average Per Pass		4.4	3.6			
Opponents	1 90.24 18-32-1 56.2 114 1 20 114.0	Average Per Catch		13.5	6.3			
Receiving				TOTAL OFFENSE		362		223
Jd Falslev	g no. yds avg td lg avg/g	Average Per Play		3.9	3.0			
Skiyer Ridley	1 3 32 10.7 1 24 32.0	Average Per Game		362.0	223.0			
Ross Apo	1 3 29 9.7 0 12 29.0	KICK RETURNS: #-Yards		3-66	5-95			
Jamaa Williams	1 2 59 29.5 0 52 59.0	PUNT RETURNS: #-Yards		5-34	4-63			
Brett Thompson	1 2 25 12.5 0 14 25.0	INT RETURNS: #-Yards		1-0	1-33			
Mitch Mathews	1 2 20 10.0 0 11 20.0	FUMBLES-LOST		3-0	3-1			
Total	1 13 175 13.5 1 52 175.0	PENALTIES-Yards		7-43	6-41			
Opponents	1 18 114 6.3 1 20 114.0	PUNTS-AVG		11-36.6	13-41.3			
Field Goals				TIME OF POSSESSION/G		25:51		34:09
Justi Sorensen	fg pct. 01-19 20-29 30-39 40-49 50-99 lg blk	3RD-DOWN Conversions		7/23	6/20			
	1-1 100. 0-0 0-0 1-1 0-0 0-0 36 0	4TH-DOWN Conversions		1/2	0/0			
Scoring				Interceptions		no. yds avg td lg		
Jd Falslev	td fg kick rush rcv pass dxp saf pts	no. yds avg td lg		Craig Bills		1 0 0.0 0 0		
Taysom Hill	1 - - - - - - - - 6	Punting		no. yds avg lg tb fc i2050+ blk				
Justi Sorensen	1 - - - - - 0-1 - - 6	Scott Arellano		9 368 40.9 48 0 6 4 0 1				
Total	2 1-1 1-1 - - - 0-1 - - 16	TM		1 0 0.0 0 0 0 0 0 0				
Opponents	2 1-1 2-2 - - - - - 1 19	Taysom Hill		1 35 35.0 35 1 0 0 0 0				
Total Offense				Punt Returns		no. yds avg td lg		
Taysom Hill	g plays rush pass total avg/g	no. yds avg td lg		Jd Falslev		5 34 6.8 0 17		
Jamaa Williams	1 51 42 175 217 217.0	Jd Falslev		5 34 6.8 0 17				
Mike Alisa	1 33 144 0 144 144.0	Total		4 63 15.8 0 35				
Paul Lasike	1 2 9 0 9 9.0	Opponents		4 63 15.8 0 35				
Adam Hine	1 3 5 0 5 5.0	Kick Returns		no. yds avg td lg				
Total	1 93 187 175 362 362.0	Adam Hine		3 66 22.0 0 27				
Opponents	1 74 109 114 223 223.0	Total		3 66 22.0 0 27				
Score by Quarters				Opponents		5 95 19.0 0 25		
BYU	1st 2nd 3rd 4th OT Total	All Purpose		g rush rcv pr kr ir total avg/g				
Opponents	0 7 0 9 0 16	Jamaa Willia		1 144 25 0 0 0 169 169.0				
	0 3 9 7 0 19	Adam Hine		1 5 0 0 66 0 71 71.0				
Tackles				Jd Falslev		1 0 32 34 0 0 66 66.0		
# Defensive Leaders	gp ua a tot tfl/yds	Ross Apo		1 0 59 0 0 0 59 59.0				
55 Ea Manumaleuna	1 6 4 8.0 1.0-1	Taysom Hill		1 42 0 0 0 0 42 42.0				
41 Uani 'Unga	1 3 7 6.5 1.0-1	Total		1 187 175 34 66 0 462 462.0				
0E Roberts Daniel	1 4 2 5.0 .	Opponents		1 109 114 63 95 33 414 414.0				
0F Alani Fua	1 2 6 5.0 .	Sacks		no-yds		Pass defense		
0C Spencer Hadley	1 3 4 5.0 .	int-yds brup qbh		Fumbles		rcv-yds ff kick saf		
Total	1 42 48 66.0 7-14	0-0 1-0 5 .		1-0 2 .				
Opponents	1 38 54 65.0 6-21	3-15 1-33 11 .		. 1 1 1				

BYU Game Results (as of Aug 31, 2013)
All games

Date	Opponent		Score	Overall	Conference	Time	Attend
Aug 31, 2013	at Virginia	L	16-19	0-1	0-0	3:14	53310

BYU Overall Team Statistics (as of Aug 31, 2013)
All games

Team Statistics	BYU	OPP
SCORING	16	19
Points Per Game	16.0	19.0
FIRST DOWNS	21	14
Rushing	11	5
Passing	9	9
Penalty	1	0
RUSHING YARDAGE	187	109
Yards gained rushing	226	122
Yards lost rushing	39	13
Rushing Attempts	53	42
Average Per Rush	3.5	2.6
Average Per Game	187.0	109.0
TDs Rushing	1	1
PASSING YARDAGE	175	114
Comp-Att-Int	13-40-1	18-32-1
Average Per Pass	4.4	3.6
Average Per Catch	13.5	6.3
Average Per Game	175.0	114.0
TDs Passing	1	1
TOTAL OFFENSE	362	223
Total Plays	93	74
Average Per Play	3.9	3.0
Average Per Game	362.0	223.0
KICK RETURNS: #-Yards	3-66	5-95
PUNT RETURNS: #-Yards	5-34	4-63
INT RETURNS: #-Yards	1-0	1-33
KICK RETURN AVERAGE	22.0	19.0
PUNT RETURN AVERAGE	6.8	15.8
INT RETURN AVERAGE	0.0	33.0
FUMBLES-LOST	3-0	3-1
PENALTIES-Yards	7-43	6-41
Average Per Game	43.0	41.0
PUNTS-Yards	11-403	13-537
Average Per Punt	36.6	41.3
Net punt average	29.1	37.2
KICKOFFS-Yards	5-304	3-187
Average Per Kick	60.8	62.3
Net kick average	41.8	40.3
TIME OF POSSESSION/Game	25:51	34:09
3RD-DOWN Conversions	7/23	6/20
3rd-Down Pct	30%	30%
4TH-DOWN Conversions	1/2	0/0
4th-Down Pct	50%	0%
SACKS BY-Yards	0-0	3-15
MISC YARDS	0	0
TOUCHDOWNS SCORED	2	2
FIELD GOALS-ATTEMPTS	1-1	1-1
ON-SIDE KICKS	0-0	0-0
RED-ZONE SCORES	(3-3) 100%	(2-2) 100%
RED-ZONE TOUCHDOWNS	(2-3) 67%	(2-2) 100%
PAT-ATTEMPTS	(1-1) 100%	(2-2) 100%
ATTENDANCE	0	53310
Games/Avg Per Game	0/0	1/53310
Neutral Site Games		0/0

Score by Quarters	1st	2nd	3rd	4th	OT	Total
BYU	0	7	0	9	0	16
Opponents	0	3	9	7	0	19

BYU Overall Individual Statistics (as of Aug 31, 2013)
All games

Rushing	g	att	gain	loss	net	avg	td	lg	avg/g
Jamaa Williams	1	33	148	4	144	4.4	0	21	144.0
Taysom Hill	1	11	57	15	42	3.8	1	13	42.0
Mike Alisa	1	2	9	0	9	4.5	0	8	9.0
Adam Hine	1	2	5	0	5	2.5	0	4	5.0
Paul Lasike	1	3	7	2	5	1.7	0	6	5.0
TM	1	2	0	18	-18	-9.0	0	0	-18.0
Total	1	53	226	39	187	3.5	1	21	187.0
Opponents	1	42	122	13	109	2.6	1	13	109.0

Passing	g	effic	comp	att	in	pct	yds	td	lg	avg/g
Taysom Hill	1	72.50	13	40	1	32.5	175	1	52	175.0
Total	1	72.50	13	40	1	32.5	175	1	52	175.0
Opponents	1	90.24	18	32	1	56.2	114	1	20	114.0

Receiving	g	no.	yds	avg	td	lg	avg/g
Jd Falslev	1	3	32	10.7	1	24	32.0
Sklyer Ridley	1	3	29	9.7	0	12	29.0
Ross Apo	1	2	59	29.5	0	52	59.0
Jamaa Williams	1	2	25	12.5	0	14	25.0
Brett Thompson	1	2	20	10.0	0	11	20.0
Mitch Mathews	1	1	10	10.0	0	10	10.0
Total	1	13	175	13.5	1	52	175.0
Opponents	1	18	114	6.3	1	20	114.0

Punt Returns	no.	yds	avg	td	lg
Jd Falslev	5	34	6.8	0	17
Total	5	34	6.8	0	17
Opponents	4	63	15.8	0	35

Interceptions	no.	yds	avg	td	lg
Craig Bills	1	0	0.0	0	0
Total	1	0	0.0	0	0
Opponents	1	33	33.0	0	27

Kick Returns	no.	yds	avg	td	lg
Adam Hine	3	66	22.0	0	27
Total	3	66	22.0	0	27
Opponents	5	95	19.0	0	25

Fumble Returns	no.	yds	avg	td	lg
Total	0	0	0.0	0	0
Opponents	0	0	0.0	0	0

BYU Overall Individual Statistics (as of Aug 31, 2013)
All games

Scoring	td	fg	PAT			dx	saf	pts
			kick	rush	rcv pass			
Jd Falslev	1	-	-	-	-	-	-	6
Taysom Hill	1	-	-	-	0-1	-	-	6
Justi Sorensen	-	1-1	1-1	-	-	-	-	4
Total	2	1-1	1-1	-	0-1	-	-	16
Opponents	2	1-1	2-2	-	-	-	1	19

Total Offense	g	plays	rush	pass	total	avg/g
Taysom Hill	1	51	42	175	217	217.0
Jamaa Williams	1	33	144	0	144	144.0
Mike Alisa	1	2	9	0	9	9.0
Adam Hine	1	2	5	0	5	5.0
Paul Lasike	1	3	5	0	5	5.0
TM	1	2	-18	0	-18	-18.0
Total	1	93	187	175	362	362.0
Opponents	1	74	109	114	223	223.0

Field Goals	fg	pct.	01-19	20-29	30-39	40-49	50-99	lg	blk
Justi Sorensen	1-1	100.	0-0	0-0	1-1	0-0	0-0	36	0

FG Sequence	BYU	Opponents
Virginia	(36)	(53)

Numbers in (parentheses) indicate field goal was made.

Punting	no.	yds	avg	lg	tb	fc	i2050+	blk
Scott Arellano	9	368	40.9	48	0	6	4	0
TM	1	0	0.0	0	0	0	0	0
Taysom Hill	1	35	35.0	35	1	0	0	0
Total	11	403	36.6	48	1	6	4	0
Opponents	13	537	41.3	50	1	4	4	1

Kickoffs	no.	yds	avg	tb	ob	retn	net	ydln
Justi Sorensen	5	304	60.8	0	0			
Total	5	304	60.8	0	0	19	0	41.8
Opponents	3	187	62.3	0	0	22	0	40.3

BYU Overall Individual Statistics (as of Aug 31, 2013)
All games

<u>All Purpose</u>	<u>g</u>	<u>rush</u>	<u>rcv</u>	<u>pr</u>	<u>kr</u>	<u>ir</u>	<u>total</u>	<u>avg/g</u>
Jamaa Willia	1	144	25	0	0	0	169	169.0
Adam Hine	1	5	0	0	66	0	71	71.0
Jd Falslev	1	0	32	34	0	0	66	66.0
Ross Apo	1	0	59	0	0	0	59	59.0
Taysom Hill	1	42	0	0	0	0	42	42.0
Sklyer Ridley	1	0	29	0	0	0	29	29.0
Brett Thomps	1	0	20	0	0	0	20	20.0
Mitch Mathew	1	0	10	0	0	0	10	10.0
Mike Alisa	1	9	0	0	0	0	9	9.0
Paul Lasike	1	5	0	0	0	0	5	5.0
TM	1	-18	0	0	0	0	-18	-18.0
Total	1	187	175	34	66	0	462	462.0
Opponents	1	109	114	63	95	33	414	414.0

BYU Overall Defensive Statistics (as of Aug 31, 2013)
All games

##	Defensive Leaders	gp	Tackles				tfl/yds	Sacks no-yds	Pass defense			Fumbles		blkd	
			ua	a	tot				int-yds	brup	qbh	rcv-yds	ff	kick	saf
55	Ea Manumaleuna	1	6	4	8.0	1.0-1
41	Uani 'Unga	1	3	7	6.5	1.0-1
0C	Spencer Hadley	1	3	4	5.0	.	.	.	1
0F	Alani Fua	1	2	6	5.0	.	.	.	1
0E	Roberts Daniel	1	4	2	5.0	.	.	.	1
20	Craig Bills	1	3	3	4.5	.	.	1-0
1B	Dallin Leavitt	1	3	3	4.5
44	Remington Peck	1	3	2	4.0
9	Danie Sorensen	1	3	2	4.0	1.0-6
3	Kyle Van Noy	1	3	1	3.5	2.5-2	.	.	1
27	Blake Morgan	1	2	2	3.0	1-0
7	Skye Povey	1	2	1	2.5
90	Bronso Kaufusi	1	1	2	2.0	.	.	.	1	.	.	1	.	.	.
34	Aust Jorgensen	1	1	2	2.0	1	.	.	.
43	Leuta-Douyere	1	1	1	1.5	1.5-4
30	Mike Wadsworth	1	.	2	1.0
21	Jamaa Williams	1	1	.	1.0
99	Marque Johnson	1	.	2	1.0
33	Paul Lasike	1	1	.	1.0
28	Adam Hine	1	.	1	0.5
96	Kevin O'Mary	1	.	1	0.5
	Total	1	42	48	66.0	7-14	0-0	1-0	5	.	1-0	2	.	.	.
	Opponents	1	38	54	65.0	6-21	3-15	1-33	11	.	.	1	1	1	1

BYU Team Game-by-Game (as of Aug 31, 2013)
All games

TEAM STATISTICS

Date	Opponent	Rushing				Receiving				Passing				Kick Returns				Punt Returns				tot off		
		no.	yds	td	lg	no.	yds	td	lg	cmp	att	int	yds	td	lg	no.	yds	td	lg	no.	yds		td	lg
Aug 31	at Virginia	53	187	1	21	13	175	1	52	13	40	1	175	1	52	3	66	0	27	5	34	0	17	362
Opponents		42	109	1	13	18	114	1	20	18	32	1	114	1	20	5	95	0	25	4	63	0	35	223

Games played: 1
 Avg per rush: 3.5
 Avg per catch: 13.5
 Pass efficiency: 72.50
 Kick ret avg: 22.0
 Punt ret avg: 6.8
 All purpose avg/game: 462.0
 Total offense avg/gm: 362.0

Date	Opponent	Tackles				Sacks	Fumble		Pass Defense			Blkd	PAT Attempts				
		ua	a	total	tfl-yds	no-yds	ff	fr-yds	int-yds	qbh	brup	kick	kick	rush	rcv	saf	pts
Aug 3	at Virginia	42	48	66.0	7.0-14	0.0-0	2	1-0	1-0	0	5	0	1-1	0	0	0	16
Opponents		38	54	65.0	6.0-21	3.0-15	1	0-0	1-33	0	11	1	2-2	0	0	1	19

Date	Opponent	Punting										Field Goals			Kickoffs				
		no.	yds	avg	long	blkd	tb	fc	50+	i20	md-att	long	blkd	no.	yds	avg	tb	ob	
Aug 3	at Virginia	11	403	36.6	48	1	1	6	0	4	1-1	36	0	5	304	60.8	0	0	
Opponents		13	537	41.3	50	0	1	4	1	4	1-1	53	0	3	187	62.3	0	0	

BYU Opponent Game-by-Game (as of Aug 31, 2013)
All games

OPPONENT STATISTICS

Date	Opponent	Rushing				Receiving				Passing				Kick Returns				Punt Returns				tot off		
		no.	yds	td	lg	no.	yds	td	lg	cmp	att	int	yds	td	lg	no.	yds	td	lg	no.	yds		td	lg
Aug 31	at Virginia	42	109	1	13	18	114	1	20	18	32	1	114	1	20	5	95	0	25	4	63	0	35	223
BYU		53	187	1	21	13	175	1	52	13	40	1	175	1	52	3	66	0	27	5	34	0	17	362

Games played: 1
 Avg per rush: 2.6
 Avg per catch: 6.3
 Pass efficiency: 90.24
 Kick ret avg: 19.0
 Punt ret avg: 15.8
 All purpose avg/game: 414.0
 Total offense avg/gm: 223.0

Date	Opponent	Tackles				Sacks	Fumble		Pass Defense			Blkd	PAT Attempts				
		ua	a	total	tfl-yds	no-yds	ff	fr-yds	int-yds	qbh	brup	kick	kick	rush	rcv	saf	pts
Aug 3	at Virginia	38	54	65.0	6.0-21	3.0-15	1	0-0	1-33	0	11	1	2-2	0	0	1	19
BYU		42	48	66.0	7.0-14	0.0-0	2	1-0	1-0	0	5	0	1-1	0	0	0	16

Date	Opponent	Punting								Field Goals			Kickoffs					
		no.	yds	avg	long	blkd	tb	fc	50+	i20	md-att	long	blkd	no.	yds	avg	tb	ob
Aug 3	at Virginia	13	537	41.3	50	0	1	4	1	4	1-1	53	0	3	187	62.3	0	0
BYU		11	403	36.6	48	1	1	6	0	4	1-1	36	0	5	304	60.8	0	0

BYU Game Superlatives (as of Aug 31, 2013)
All games

INDIVIDUAL GAME HIGHS

Rushes	33	Jamaa Williams at Virginia (Aug 31, 2013)
Yards Rushing	144	Jamaa Williams at Virginia (Aug 31, 2013)
TD Rushes	1	Taysom Hill at Virginia (Aug 31, 2013)
Long Rush	21	Jamaa Williams at Virginia (Aug 31, 2013)
Pass attempts	40	Taysom Hill at Virginia (Aug 31, 2013)
Pass completions	13	Taysom Hill at Virginia (Aug 31, 2013)
Yards Passing	175	Taysom Hill at Virginia (Aug 31, 2013)
TD Passes	1	Taysom Hill at Virginia (Aug 31, 2013)
Long Pass	52	Taysom Hill at Virginia (Aug 31, 2013)
Receptions	3	Jd Falslev at Virginia (Aug 31, 2013)
	3	Sklyer Ridley at Virginia (Aug 31, 2013)
Yards Receiving	59	Ross Apo at Virginia (Aug 31, 2013)
TD Receptions	1	Jd Falslev at Virginia (Aug 31, 2013)
Long Reception	52	Ross Apo at Virginia (Aug 31, 2013)
Field Goals	1	Justi Sorensen at Virginia (Aug 31, 2013)
Long Field Goal	36	Justi Sorensen at Virginia (Aug 31, 2013)
Punts	9	Scott Arellano at Virginia (Aug 31, 2013)
Punting Avg	40.9	Scott Arellano at Virginia (Aug 31, 2013)
Long Punt	48	Scott Arellano at Virginia (Aug 31, 2013)
Punts inside 20	4	Scott Arellano at Virginia (Aug 31, 2013)
Long Punt Return	17	Jd Falslev at Virginia (Aug 31, 2013)
Long Kickoff Return	27	Adam Hine at Virginia (Aug 31, 2013)
Tackles	8.0	Ea Manumaleuna at Virginia (Aug 31, 2013)
Tackles For Loss	2.5	Kyle Van Noy at Virginia (Aug 31, 2013)
Interceptions	1	Craig Bills at Virginia (Aug 31, 2013)

BYU Game Superlatives (as of Aug 31, 2013)
All games

TEAM GAME HIGHS

Rushes	53	at Virginia (Aug 31, 2013)
Yards Rushing	187	at Virginia (Aug 31, 2013)
Yards Per Rush	3.5	at Virginia (Aug 31, 2013)
TD Rushes	1	at Virginia (Aug 31, 2013)
Pass attempts	40	at Virginia (Aug 31, 2013)
Pass completions	13	at Virginia (Aug 31, 2013)
Yards Passing	175	at Virginia (Aug 31, 2013)
Yards Per Pass	4.4	at Virginia (Aug 31, 2013)
TD Passes	1	at Virginia (Aug 31, 2013)
Total Plays	93	at Virginia (Aug 31, 2013)
Total Offense	362	at Virginia (Aug 31, 2013)
Yards Per Play	3.9	at Virginia (Aug 31, 2013)
Points	16	at Virginia (Aug 31, 2013)
First Downs	21	at Virginia (Aug 31, 2013)
Penalties	7	at Virginia (Aug 31, 2013)
Penalty Yards	43	at Virginia (Aug 31, 2013)
Turnovers	1	at Virginia (Aug 31, 2013)
Interceptions By	1	at Virginia (Aug 31, 2013)
Punts	11	at Virginia (Aug 31, 2013)
Punting Avg	36.6	at Virginia (Aug 31, 2013)
Long Punt	48	at Virginia (Aug 31, 2013)
Punts inside 20	4	at Virginia (Aug 31, 2013)
Long Punt Return	17	at Virginia (Aug 31, 2013)

BYU Game Superlatives (as of Aug 31, 2013)
All games

OPPONENT INDIVIDUAL GAME HIGHS

Rushes	20	Parks, K, at Virginia (Aug 31, 2013)
Yards Rushing	65	Parks, K, at Virginia (Aug 31, 2013)
TD Rushes	1	Parks, K, at Virginia (Aug 31, 2013)
Long Rush	13	Parks, K, at Virginia (Aug 31, 2013)
Pass attempts	32	Watford, D, at Virginia (Aug 31, 2013)
Pass completions	18	Watford, D, at Virginia (Aug 31, 2013)
Yards Passing	114	Watford, D, at Virginia (Aug 31, 2013)
TD Passes	1	Watford, D, at Virginia (Aug 31, 2013)
Long Pass	20	Watford, D, at Virginia (Aug 31, 2013)
Receptions	7	Jennings, D, at Virginia (Aug 31, 2013)
Yards Receiving	62	Jennings, D, at Virginia (Aug 31, 2013)
TD Receptions	1	Jennings, D, at Virginia (Aug 31, 2013)
Long Reception	20	Jennings, D, at Virginia (Aug 31, 2013)
Field Goals	1	Frye, I, at Virginia (Aug 31, 2013)
Long Field Goal	53	Frye, I, at Virginia (Aug 31, 2013)
Punts	13	Vozenilek, A, at Virginia (Aug 31, 2013)
Punting Avg	41.3	Vozenilek, A, at Virginia (Aug 31, 2013)
Long Punt	50	Vozenilek, A, at Virginia (Aug 31, 2013)
Punts inside 20	4	Vozenilek, A, at Virginia (Aug 31, 2013)
Long Punt Return	35	Terrell D, at Virginia (Aug 31, 2013)
Long Kickoff Return	25	Mizzell, T, at Virginia (Aug 31, 2013)
Tackles	11.0	Canady, M, at Virginia (Aug 31, 2013)
Sacks	2.0	Harold, E, at Virginia (Aug 31, 2013)
Tackles For Loss	3.5	Harold, E, at Virginia (Aug 31, 2013)
Interceptions	1	Harris, A, at Virginia (Aug 31, 2013)

BYU Game Superlatives (as of Aug 31, 2013)
All games

OPPONENT TEAM GAME HIGHS

Rushes	42	at Virginia (Aug 31, 2013)
Yards Rushing	109	at Virginia (Aug 31, 2013)
Yards Per Rush	2.6	at Virginia (Aug 31, 2013)
TD Rushes	1	at Virginia (Aug 31, 2013)
Pass attempts	32	at Virginia (Aug 31, 2013)
Pass completions	18	at Virginia (Aug 31, 2013)
Yards Passing	114	at Virginia (Aug 31, 2013)
Yards Per Pass	3.6	at Virginia (Aug 31, 2013)
TD Passes	1	at Virginia (Aug 31, 2013)
Total Plays	74	at Virginia (Aug 31, 2013)
Total Offense	223	at Virginia (Aug 31, 2013)
Yards Per Play	3.0	at Virginia (Aug 31, 2013)
Points	19	at Virginia (Aug 31, 2013)
Sacks By	3	at Virginia (Aug 31, 2013)
First Downs	14	at Virginia (Aug 31, 2013)
Penalties	6	at Virginia (Aug 31, 2013)
Penalty Yards	41	at Virginia (Aug 31, 2013)
Turnovers	2	at Virginia (Aug 31, 2013)
Interceptions By	1	at Virginia (Aug 31, 2013)
Punts	13	at Virginia (Aug 31, 2013)
Punting Avg	41.3	at Virginia (Aug 31, 2013)
Long Punt	50	at Virginia (Aug 31, 2013)
Punts inside 20	4	at Virginia (Aug 31, 2013)
Long Punt Return	35	at Virginia (Aug 31, 2013)

BYU Red-Zone Results (as of Aug 31, 2013)
All games

BYU Inside Opponent Red-Zone

Date	Opponent	Score	Times In RZ	Times Score	Total Pts	Rush TDs	Pass TDs	FGs Made	Failed to score inside RZ						
									FGA	Dow	Int	Fum	Half	Gam	
Aug 31, 201	at Virginia	L 16-19	3	3	16	2	1	1	0	0	0	0	0	0	0
Totals			3	3	16	2	1	1	0	0	0	0	0	0	0

3 of 3 (100.0%)

Opponents Inside BYU Red-Zone

Date	Opponent	Score	Times In RZ	Times Score	Total Pts	Rush TDs	Pass TDs	FGs Made	Failed to score inside RZ					
									FGA	Dow	Int	Fum	Half	Gam
Aug 31, 201	at Virginia	L 16-19	2	2	14	2	1	0	0	0	0	0	0	0
Totals			2	2	14	2	1	0	0	0	0	0	0	0

2 of 2 (100.0%)

BYU By-Quarter Statistics (as of Aug 31, 2013)
All games

3rd-Down Conversions

Date	Opponent	Score	Overall		1st Qtr		2nd Qtr		3rd Qtr		4th Qtr		Overtime	
Aug 31, 201	at Virginia	L 16-19	7-23	30.4	3-6	50.0	1-4	25.0	1-6	16.7	2-7	28.6		
	BYU		7-23	30.4	3-6	50.0	1-4	25.0	1-6	16.7	2-7	28.6	0-0	0.0
	Opponents		6-20	30.0	1-5	20.0	3-6	50.0	2-5	40.0	0-4	0.0	0-0	0.0

4th-Down Conversions

Date	Opponent	Score	Overall		1st Qtr		2nd Qtr		3rd Qtr		4th Qtr		Overtime	
Aug 31, 201	at Virginia	L 16-19	1-2	50.0	0-0	0.0	0-0	0.0	0-0	0.0	1-2	50.0		
	BYU		1-2	50.0	0-0	0.0	0-0	0.0	0-0	0.0	1-2	50.0	0-0	0.0
	Opponents		0-0	0.0	0-0	0.0	0-0	0.0	0-0	0.0	0-0	0.0	0-0	0.0

Time of Possession

Date	Opponent	Score	Overall	1st Qtr		2nd Qtr		3rd Qtr		4th Qtr		Overtime
Aug 31, 201	at Virginia	L 16-19	25:51	5:17		4:43		6:48		9:03		
	BYU	Total	25:51	5:17		4:43		6:48		9:03		0:00
		Avg.	25:51	5:17		4:43		6:48		9:03		0:00
	Opponents	Total	34:09	9:43		10:17		8:12		5:57		0:00
		Avg.	34:09	9:43		10:17		8:12		5:57		0:00