

TOLEDO 2016 TOLEDO FOOTBALL

UTRockets.com

@ToledoFB

@ToledoRockets

/UTRockets

@utrockets

Toledo (3-0, 0-0 MAC) vs. BYU (1-3)

Friday, Sept. 30 • 8:15 p.m. MT (10:15 ET)

Lavell Edwards Stadium • Provo, UT • ESPN2



Logan Woodside has 11 TD passes in three games this season.

TOLEDO - The Toledo Rockets will put their early-season success to the test when they travel to Provo, UT to face a battle-hardened BYU team in a nationally televised contest on Friday, Sept. 30 (ESPN2).

Toledo (3-0) has out-scored its first three opponents by a combined score of 128-30. Most recently the Rockets blitzed Fresno State, 52-17, in the Glass Bowl on Sept. 17.

So far, first-year head coach Jason Candle has to be pleased with the progress of his team. The Rockets' defense, which returned only three starters from a year ago, has held each of its opponents to less than 266 yards of total offense. UT ranks third in the nation in scoring defense (10.0) and seventh in total defense (251.7). Toledo also has prevented opponents from gaining a first down in 22 of 41 possessions this season.

Toledo's offense has been just as effective, averaging 42.7 points and 563.7 yards per contest. Junior quarterback Logan Woodside has thrown for 11 touchdown passes and leads the country in passing efficiency (200.2). Junior wide receiver Cody Thompson has garnered 361 yards and three touchdowns from his 11 receptions, and paces the nation with 32.8 yards per catch. Senior Kareem Hunt leads the ground attack with 267 yards and two touchdowns.

Thanks to a bye week, the Rockets will have had an extra seven days to prepare for the Cougars (1-3), who lost to West Virginia, 35-32, at Fed-Ex Field in Landover, MD on Sept. 24. BYU's four games have all been decided by no more than three points, an 18-16 win at Arizona, a 20-19 loss at Utah and a 17-14 home defeat to UCLA.

Rocket Round-Up

- This will be the first meeting between Toledo and BYU. The Cougars are scheduled to make the return trip to Toledo in 2019.
- Toledo begins the season 3-0 for only the second time in the last 11 years. The other time? Last year's 7-0 start.
- Jason Candle is the first UT coach to begin his career with four straight wins since Tom Amstutz went 5-0 to start the 2001 campaign.
- Toledo leads the nation in successful third-down attempts, converting 28-of-47 (59.6%). Conversely, Rocket opponents have made just 8-of-48 third-down tries (16.7%), the third-best mark for defenses in the country.
- Through three games this season, Toledo has accumulated 1,691 yards of total offense, while its opposition has mustered only 755.
- UT has not surrendered a sack this year and has only given up a sack in just three of its last 15 games.
- Quarterback Logan Woodside leads the nation in passing efficiency (202.0). He has completed nine passes of 40 yards or more this season, already surpassing UT's total of seven in 12 games last season.
- Junior wide receiver Cody Thompson leads the nation with 32.8 yards per catch. It's no fluke, as Thompson finished third in the country as a sophomore, averaging 22.3 yards per grab.

2016 Toledo Football Schedule

Date	Opponent	Time
Sept. 2	at Arkansas State (ESPN2)	W, 31-10
Sept. 10	MAINE (ESPN3)	W, 45-3
Sept. 17	FRESNO STATE (ESPN3)	W, 52-17
Sept. 30	at BYU (ESPN2)	8:15 p.m. MT
Oct. 8	at EMU* (ESPN3)	3:00 p.m.
Oct. 15	BOWLING GREEN* (ESPN3)	3:30 p.m.
Oct. 22	CMU* (ESPN3)	TBA
Oct. 27	OHIO* (CBSSN/ESPN3)	7:30 p.m.
Nov. 2	at Akron* (ESPN2)	7:30 p.m.
Nov. 9	at NIU*& (ESPN2/U)	7:00 p.m. CT
Nov. 16	BALL STATE* (ESPN2/U)	TBA
Nov. 25	at WMU* (CBSSN/ESPNU)	TBA
Dec. 2	MAC Championship Game#	7:00

Schedule subject to change.

* Mid-American Conference Game & at US Cellular Field, Chicago, IL

West Division champion vs. East Division champion, Ford Field, Detroit, MI, ESPN2

Toledo vs. BYU

• TEAM RECORDS:

Toledo (2-0, 0-0 MAC)
BYU (1-3)

• SERIES RECORD: First meeting.

• THE COACHES:

Jason Candle, 4-0 (1st full year) at Toledo, same overall. 0-0 vs. BYU.

Kalani Sitake, 1-3 (1st year) at BYU, same overall. 0-0 vs. Toledo.

• TV/STREAMING: ESPN2/ESPN3.

Play by Play: Adam Amin

Analyst: Mack Brown

Sideline: Molly McGrath

• ROCKET RADIO NETWORK: Pregame begins at 8:45 p.m. ET

Play by Play: Brent Balbinot

Analyst: Austin Dantin

Sidelines: Jim Heller

• WEB-AUDIO: Free live audio streaming of the UT Rocket Radio Network broadcast on UTRockets.com.

• UT COACH'S SHOW: Coach Jason Candle and host Brent Balbinot talk Rocket Football every Monday from 6-7 p.m. at Frickers in Maumee. Carried live on WSPD-AM1370 and online on UTRockets.com.

• TWITTER:

@UTPaulHelgren: Daily updates on UT Football.

@ToledoFB: Live updates on Game Day.

@ToledoRockets: Updates for all Rocket sports.



TOLEDO QUICK FACTS

Quick Facts

Location: Toledo, Ohio 43606-3390
Population: 287,208 (city); 651,409 (metro)
Founded: 1872
Enrollment: 18,849
Conference: Mid-American (West Division)
Nickname: Rockets
Colors: Midnight Blue and Gold
Mascot: Rocky the Rocket
Stadium (year built): Glass Bowl (1937)
Stadium Capacity/Surface: 26,038/Field Turf
Ticket Office Phone: (419) 530-GOLD
President: Dr. Sharon Gaber
Vice-President and Athletic Director: Mike O'Brien
Faculty Representative: Dr. Mary Powers

Coaching Staff

Head Coach: Jason Candle (Mount Union '03)
Record at Toledo: 4-0 (1st full season at UT)
Overall Coaching Record: Same
For Interviews: Call Paul Helgren (419) 530-4918

Coaching Staff:

- Jason Candle - Head Coach (Field)
- Brian George - Defensive Coordinator/Defensive Line (Press Box)
- Brian Wright - Offensive Coordinator/Quarterbacks (Press Box)
- Marquel Blackwell - Running Backs (Field)
- Robby Discher - Tight Ends/Special Teams (Field)
- Mike Hallett - Offensive Line (Press Box)
- Cory Robinson - Cornerbacks (Field)
- Derek Sage - Wide Receivers (Field)
- Mike Ward - Linebackers (Field)
- Ross Watson - Safeties (Field)
- Brad Bichey - Strength and Conditioning (Field)

Field/Press Box positions in parentheses

Football Information

2016 Record: 3-0
2016 MAC Record: 0-0
2016 Home Record: 2-0
2016 Road Record: 1-0
2015 Bowl: Marmot Boca Raton Bowl
2015 Letterwinners Returning: 45 (21 off., 19 def., 5 spec.)
2015 Letterwinners Lost: 20 (7 off., 13 def., 0 spec.)
2015 Starters Returning: 14 (8 off., 3 def., 3 spec.)
2015 Starters Lost: 13 (4 off., 9 def., 0 spec.)
Offensive/Defensive Sets: Spread / Multiple

UT Athletic Communications

Associate AD/Communications: Paul Helgren
E-Mail: paul.helgren@utoledo.edu
Twitter: @UTPaulHelgren
Office Phone Number: (419) 530-4918
Mobile Phone Number: (419) 262-3861
Athletic Communications Fax: (419) 530-4930
Press Box Phone Number: (419) 530-3732
Internet Address: www.utrockets.com

2016 MAC Standings

West Division

Team	MAC	ALL
Toledo	0-0	3-0
Western Michigan	0-0	4-0
Central Michigan	0-0	3-1
Eastern Michigan	0-0	3-1
Ball State	0-0	3-1
Northern Illinois	0-0	0-4

East Division

Team	MAC	ALL
Akron	0-0	2-2
Ohio	0-0	2-2
Buffalo	0-0	1-2
Kent State	0-0	1-3
Bowling Green	0-0	1-3
Miami	0-0	0-4

2016 MAC Schedule

Sept. 23 - Friday

at Eastern Michigan 27, Wyoming 24

Sept. 24 - Saturday

at Virginia 49, Central Michigan 35
 at Ohio 37, Gardner-Webb 21
 at Cincinnati 27, Miami 20
 Western Illinois 28, at Northern Illinois 23
 Appalachian State 45, at Akron 38
 Ball State 31, at Florida Atlantic 27
 at Buffalo 23, Army 20 [OT]
 at Western Michigan 49, Georgia Southern 31
 at Memphis 77, Bowling Green 3
 at Alabama 48, Kent State 0

Sept. 30 - Friday

Toledo at BYU, 10:15 pm ET (ESPN2)

Oct. 1 - Saturday

Buffalo at Boston College, 1 pm (ACC Network Extra/ESPN3)
 Ohio at Miami, 2:30 pm (Time Warner Cable Sports Channel/ESPN3)*
 Eastern Michigan at Bowling Green, 3 pm (ESPN3)*
 Akron at Kent State, 3:30 pm (ESPN3)*
 Northern Illinois at Ball State, 3:30 pm (American Sports Network/ESPN3)*
 Western Michigan at Central Michigan, 7 pm (CBS Sports Network)*

**Mid-American Conference game
 All times ET*



MEDIA INFORMATION

MEDIA AVAILABILITY FOR THE ROCKETS

• Head coach Jason Candle

• Monday, 9:38 a.m.: MAC Teleconference (9:38-9:46 a.m.). Call Paul Helgren for media call-in number. Replay available on the MAC website (www.mac-sports.com).

• Monday, 1:00 p.m.: News Conference at the Larimer Athletic Complex from 1:00-1:15 p.m. Replay available on UT Athletics website (www.utrockets.com).

• Tuesday-Wednesday: Coach Candle available for brief on-field interviews after practice Tuesday-Wednesday by pre-arrangement with Paul Helgren, at least 24 hours in advance.

• Players

Players will be available for media interviews as follows:

• Monday, 1:15 p.m.: Players will be available at the Larimer Athletic Complex from 1:15-1:45 p.m. Requests for players must be received by Paul Helgren by noon on Sunday for Saturday games. Player availability is subject to approval by Coach Candle.

• Tuesday-Wednesday: Players may be available for brief on-field interviews after practice Tuesday-Wednesday at the discretion of Coach Candle, by pre-arrangement only. Call Paul Helgren to arrange, at least 24 hours in advance.

• Player Phone Interviews

• Players may be requested for phone interviews for Monday afternoon from 1:15-2:00 p.m., or Tuesday and Wednesday after practices, by pre-arrangement only (24-hour advance notice required). These interviews are at the discretion of Coach Candle.

Please Note: First-year freshmen are not available for media interviews.

UPCOMING WEEKLY NEWS CONFERENCE SCHEDULE

Media Session	Game
Monday, Oct. 3 - 1:00	EMU - Saturday, Oct. 8
Monday, Oct. 10 - 1:00	Bowling Green - Saturday, Oct. 15
Monday, Oct. 17 - 1:00	Central Michigan - Saturday, Oct. 22
TBA	Ohio - Thursday, Oct. 27
TBA	Akron - Wednesday, Nov. 2
TBA	NIU - Wednesday, Nov. 9

• Practice

• Practices are closed to the media during the season except for the first 30 minutes of the Tuesday practice (Monday for Friday games).

Media schedule may be adjusted on weeks with non-Saturday games.

ROCKET SPORTS RADIO NETWORK

Rocket fans can listen to their favorite team on the Toledo Rocket Sports Radio Network presented by UT Health. The network includes flagship station WSPD, now in its 50th season of covering UT football games. Every UT football game will feature a 90-minute pre-game show and a 30-minute post-game show.

Brent Balbinot enters his first season as the “Voice of the Rockets,” while former Rocket quarterback Austin Dantin debuts as color analyst. Jim Heller is in his eighth campaign as sideline reporter.

Rocket Sports Radio Network

Toledo	WSPD-AM*	1370
Toledo	WCWA-AM	1230
Archbold	WMTR-FM	96.1
Bellevue	WOHF-FM	92.1
Cleveland	WJMO-AM	1300
Fostoria	WBVI-FM	96.7
Hicksville	WFGA-FM	106.7

* **Flagship station**

UT COACH’S RADIO SHOW

Rocket fans can hear from head coach Jason Candle every Monday night in a live broadcast from Fricker’s in Maumee at 6:00 p.m. on “The UT Rockets Coach’s Show” on the Rocket Sports Network and on Rocket Vision (www.utrockets.com). Host Brent Balbinot and Coach Candle will review the previous week’s game, preview the next opponent and take questions from fans and callers. A Rocket player will also be featured as a special guest each week. Fricker’s is located at 1418 Reynolds Road in Maumee.

WEBSITE

Updated rosters, bios, depth chart, game notes and news on the Rockets can be found on the official UT Athletics website www.utrockets.com.

SOCIAL MEDIA

• **Twitter:** @ToledoRockets, @UTPaulHelgren, @ToledoFB, @CoachCandle

• **Instagram:** UTRockets

Media Contact for Toledo Football

Paul Helgren, Associate A.D. for Communications

Office: (419) 530-4918

Cell: (419) 262-3861

Email: paul.helgren@utoledo.edu

Twitter: @UTPaulHelgren and @ToledoRockets

Toledo website: www.utrockets.com





TOLEDO DEPTH CHART

Toledo Offense

LT	74	Storm Norton	Sr.	6-8	306	Toledo, OH-Whitmer
	58	Cameron Bell	Fr. (R)	6-8	340	Sagamore Hills, OH-Nordonia
LG	68	Paul Perschon	Sr.	6-6	312	Schaumburg, IL-Conant
	78	Yazeed Atariwa	So.	6-4	312	Sterling, VA-Dominion
C	72	Bryce Harris	Fr. (R)	6-3	295	Akron, OH-Firestone
	60	Nate Jeppesen	Jr.	6-3	265	Portage, MI-Central
RG	64	Mike Ebert	Sr.	6-6	300	Sandusky, OH-Perkins
	56	Chandler Cotterman	Fr. (R)	6-3	302	Anna, OH-Anna
RT	76	Elijah Nkansah	Jr.	6-6	315	Mason, OH-Mason
	71	Brant Weiss	Jr.	6-6	285	Sunbury, OH-Big Walnut
TE	80	Michael Roberts	Sr.	6-5	270	Cleveland, OH-Benedictine
	45	Adam Kulon	Sr.	6-4	258	Algonquin, IL-H.D. Jacobs
QB	11	Logan Woodside	Jr.	6-2	210	Frankfort, KY-Franklin County
	5	Michael Julian	Jr.	6-5	232	Hilton Head Island, SC-Hilton Head Island
RB	3	Kareem Hunt	Sr.	6-0	225	Willoughby, OH-South
	2	Terry Swanson	Jr.	5-10	200	Aliquippa, PA -Aliquippa
	1	Damion Jones-Moore	Sr.	5-7	178	Pittsburgh, PA-Central Catholic
WR-X	7	Jon'Vea Johnson	So.	6-0	185	Gary, IN-West Side
	84	Darryl Richards	Jr.	6-3	185	Chagrin Falls, OH-Kenston
WR-M	4	Corey Jones	Sr.	5-9	165	Pittsburgh, PA-Penn Hills
	22	Danzel McKinley-Lewis	Fr. (R)	5-10	180	Pittsburgh, PA-Seton LaSalle
WR-Z	25	Cody Thompson	Jr.	6-2	200	Huron, OH-Huron
	83	Zach Yousey	Sr.	6-1	196	Columbus, OH-Harvest Prep

Toledo Defense

DE	10	John Stepec	Sr.	6-3	256	Willoughby Hills, OH-Lake Catholic
	99	Tuzar Skipper	Jr.	6-3	245	Norwich, CT-Norwich Free Academy
DT	52	Marquise Moore	Jr.	6-0	300	Toledo, OH-Whitmer
	(Nose) 93	Nate Childress	Fr. (R)	6-3	292	Rossford, OH-Rossford
DT	91	Treyvon Hester	Sr.	6-3	300	Pittsburgh, PA-Penn Hills
	92	Daniel Davis	Jr.	6-3	265	Grand Blanc, MI-Grand Blanc
DE	9	Olasunkanmi Adeniyi	So.	6-2	252	Richmond, TX-Fort Bend Bush
	(Leo) or 31	Zach Quinn	Jr.	6-3	225	Aurora, OH-Aurora
LB	30	Ja'Wuan Woodley	Jr.	5-11	233	Columbus, OH-Bishop Hartley
	(Will) 20	Jeremi Powell	Sr.	6-2	210	Largo, FL-Piniellas
LB	17	Tyler Taafe	So.	6-1	220	Hubbard, OH-Hubbard(Mike)
	(Mike) 42	Richard Olekanma	So.	6-2	245	Downers Grove, IL-North
Star	8	Josh Teachey	So.	5-11	185	Pomfret, MD-McDonough
	5	Marc Remy	Sr.	5-11	190	North Olmsted, OH-North Olmsted
BC	6	Trevon Mathis	Jr.	6-0	174	Pittsburgh, PA-Woodland Hills
	2	Jordan Martin	Jr.	6-3	206	Upper Marlboro, MD-Forestville Bishop McNamara
SS	3	Connery Swift	Sr.	5-11	198	Waynesboro, VA-Wilson Memorial
	7	Delando Johnson	Sr.	6-1	205	Baltimore, MD-Calvert Hall College
FS	23	DeJuan Rogers	Sr.	6-0	190	Detroit, MI-Cass Tech
	21	Dedarallo Blue	Fr.	6-0	195	Seffner, FL-Armwood
FC	13	Ka'dar Hollman	Fr. (R)	6-0	190	Burlington, NJ-Burlington Township
	28	Aaron Covington	Fr. (R)	5-9	176	Tampa, FL-Armwood

Toledo Specialists

PK	37	Jameson Vest	So.	5-10	196	Peachtree City, GA-Our Lady of Mercy
	39	Samuel Vucelich	Jr.	5-11	182	Powel, OH-Olentangy Liberty
P	48	Nick Ellis	Sr.	5-10	175	Pickerington, OH-Pickerington
	5	Michael Julian	Jr.	6-5	232	Hilton Head Island, SC-Hilton Head Island
Hold	48	Nick Ellis	Sr.	5-10	175	Pickerington, OH-Pickerington
	25	Cody Thompson	Jr.	6-2	200	Huron, OH-Huron
LS	47	Brad Spelman	Jr.	6-1	215	Hilliard, OH-Bradley
	79	Zach Lozar	Sr.	6-0	210	Willoughby Hills, OH-St. Ignatius
KR	4	Corey Jones	Sr.	5-9	165	Pittsburgh, PA-Penn Hills
	33	Art Thompkins	Fr. (R)	5-8	178	Pittsburgh, PA-Woodland Hills
PR	4	Corey Jones	Sr.	5-9	165	Pittsburgh, PA-Penn Hills
	22	Danzel McKinley-Lewis	Fr. (R)	5-10	180	Pittsburgh, PA-Seton LaSalle

Depth Chart as of Sept. 25, 2016



TOLEDO GAME NOTES

ROCKET UPDATE

• Following its 52-17 win vs. Fresno State on Sept. 17, Toledo begins the season 3-0 for only the second time in the last 11 years (the other was a 7-0 run to open last year).

• UT has now scored at least 30 points in six consecutive games, dating back to last season.

• Through the first three games, the Rockets are averaging 42.7 points while allowing 10.0, which ranks third-best in the country.

• UT is averaging 563.7 yards of total offense while allowing 251.7.

• Toledo's defense has held all three of its opponents under 300 yards of total offense: Arkansas State (266), Maine (235), Fresno State (254).

• Toledo's defense has forced 22 three-and-outs in 41 opponent possessions (53.7%), the third-best rate in the nation behind Alabama (55.2%) and Houston (54.7%).

• Toledo held Fresno State to 0-of-13 on third-down conversions. For the season, UT ranks third in the country by holding its foes to a 16.7% conversion rate on third down.

• Toledo's offense leads the nation with a third-down conversion rate of 59.6%.

• Toledo has a nine-game winning streak in games played away from the Glass Bowl going back to the last two games of the 2014 season.

• Junior quarterback Logan Woodside leads the nation in passing efficiency (200.2) and is tied for 12th in the nation with 11 touchdown passes.

• Junior wide receiver Cody Thompson leads the nation with 32.8 yards per catch.

TOLEDO-BYU SERIES

This is the first meeting between the two schools. BYU will make the return trip to Toledo in 2019.

ROCKETS ON TV

The Toledo-BYU game will be on

TOLEDO NOMINEES FOR MAC WEST PLAYER OF THE WEEK

Offense

Sept. 2: Logan Woodside, QB*

Sept. 10: Logan Woodside, QB

Sept. 17: Logan Woodside, QB

Defense

Sept. 2: Olasunkanmi Adeniyi, DE

Sept. 10: Ja'Wuan Woodley, LB

Sept. 17: Treyvon Hester, DT*

Special Teams

Sept. 2: Nick Ellis, P

Sept. 10: Nick Ellis, P

Sept. 17: No nominee

* Won MAC West Division Player of the Week

on ESPN2. Announcers are Adam Amin (play by play), Mack Brown (analyst) and Molly McGrath (sidelines).

Toledo's all-time record in games played on ESPN2 is 14-17.

ROCKETS RECEIVE POINTS IN BOTH POLLS

A bye week did not help Toledo's standing among media and coaches as the Rockets received just one point in the AP media poll and four points USA Today coaches poll released on Sept. 25.

The previous week, Toledo received six points in the AP media poll and USA Today coaches poll.

The Rockets were in the Top 25 for six weeks last season, moving to as high as No. 19 in the AP poll.

AMONG THE NATION'S BEST

Toledo is in the top five in the nation in the following team categories:

- Passing Efficiency (202.0) - 1st
- 3rd-Down Conversions (59.6%) - 1st
- Fewest sacks (0) - 1st-tie
- Scoring Defense (10.0) - 3rd
- Opp. 3rd-Down Conv. (16.7%) - 3rd
- Passing Defense (130.7) - 4th

LEADERS OF THE MAC

The Rockets lead the MAC in the following categories:

- Scoring Defense (10.0)
- Total Offense (563.7)
- Total Defense (251.7)
- Passing Efficiency (202.0)
- Passing Efficiency-Defense (95.4)
- Sacks Allowed (0- tie)
- 3rd-Down Conversions (59.6%)
- Kickoff Coverage (43.6)
- 4th-Down Conversion (100.0% - tie)
- Red-Zone Defense (66.7%)

ROCKETS HAVE BEEN EFFECTIVE ON THIRD DOWN

Toledo leads the nation in successful third-down attempts, converting 28-of-47 (59.6%).

On the other side of the ball, the Rockets are holding opponents to just 8-of-48 third-down tries (16.7%), the third-best mark for defenses in the country.

THREE AND OUT!

Toledo's defense has been very effective in getting their opponents off the field. The Rockets have had 22 "Three-and-outs" this season in 41 opponent possessions (53.7%), the third-best rate in the nation behind Alabama (55.2%) and Houston (54.7%). The Rockets' average of 7.33 three-and-outs is second behind Alabama (8.0).

Defensive 3-and-out (through Sept. 24)

School (Drives/TDs)	3-and-Outs
1. Alabama (32/4)	8.00 / 32-58 (55.2)
2. Toledo (22/3)	7.33 / 22-41 (53.7)
3. Houston (29/4)	7.25 / 29-53 (54.7)
4. Baylor (28/4)	7.00 / 28-61 (45.9)
5. San Diego St (19/3)	6.33 / 19-45 (42.2)
6. Boston College (25/4)	6.25 / 25-48 (52.0)
Clemson (25/4)	6.25 / 25-52 (48.1)
Troy (25/4)	6.25 / 25-60 (41.7)
9. Missouri (24/4)	6.00 / 24-58 (41.4)
10. Tulsa (24/4)	6.00 / 24-69 34.8

Source: Auburn University

ROAD WARRIORS

Going back to the 2014 season, the Rockets have won nine straight



TOLEDO GAME NOTES

games away from the Glass Bowl, seven in the home stadium of their opponent and two on neutral fields (both bowl games). The seven-win mark in opponents' stadiums is tied for the fourth-longest streak in the nation. Ohio State leads with 19 straight wins on the road.

Toledo's 6-0 road record in 2015 was the first time since the 1971 season it went undefeated and untied away from the Glass Bowl.

School	Road Winning Streak*
1. Ohio State	19
2. Alabama	8
Wisconsin	8
4. Toledo	7
Oklahoma	7
Clemson	7
Iowa	7

*Does not include neutral site games.

FRIDAY NIGHT LIGHTS

Toledo is 7-5 all-time in games played on Friday nights.

2001	at Bowling Green	L, 56-21
2003	at UNLV	L, 28-18
	at Marshall	W, 24-17
2006	Kansas	W, 37-31 (2OT)
2008	Miami (OH)	W, 42-14
2009	Colorado	W, 54-38
	Eastern Michigan	W, 47-21
2010	Arizona	L, 41-2
2011	Boise State	L, 40-15
	at CMU	W, 44-17
2014	at Cincinnati	L, 58-34
2016	at Arkansas St.	W, 31-10

ROCKETS AT ALTITUDE

The BYU game will be played at an altitude of 4,649 feet, the second-highest elevation played by a Rocket team and more than 4,000 feet higher than the Glass Bowl in Toledo (614 feet).

Here are the highest elevation games in the last five years for the Rockets:

1. War Memorial Stadium (7,215 feet) - Laramie, WY Sept. 8, 2012 - Toledo 34, Wyoming 31
2. Lavell Edwards Stadium (4,649 feet) Sept. 30, 2016 - BYU vs. Toledo
3. Albertson Stadium (2,695 feet) - Boise, ID Oct. 9, 2010 - Boise State 57, Toledo 14

3. Albertson Stadium (2,695 feet) - Boise, ID Dec. 15, 2012 - Utah State 41, Toledo 15*
 5. Arizona Stadium (2,430 feet) - Tucson, AZ Sept. 8, 2012 - Arizona 24, Toledo 17 (OT)
- *Famous Idaho Potato Bowl

LOGAN WOODSIDE ON A ROLL

Through three games this season, Logan Woodside has put up some impressive numbers.

The junior quarterback has completed 62.2 percent of his passes for 939 yards and 11 TDs. His TD total is third in the MAC and tied for 12th in the nation. He has also been successful with the big play, connecting on nine passing plays of 40 yards or more.

He also leads the nation in yards per completion (18.4) and yards per attempt (11.5).

Woodside completed 23-of-31 passes for a career-high 371 yards and three touchdowns with no interceptions in the season opener vs. Arkansas State on Sept. 2. Woodside was honored as the MAC West Division Offensive Player of the Week for his efforts. He also earned the nod as a national "Star of the Week" from the Manning Award.

Woodside started 10 games as a sophomore in 2014, leading Toledo to a 9-4 record. He completed 62.5% of his passes for 2263 yards and 19 touchdowns. He sat out last season as a redshirt behind senior Phillip Ely.

CODY THOMPSON IS TOLEDO'S BIG-PLAY RECEIVER

Junior wide receiver Cody Thompson leads the nation in yards per catch (32.8). He has caught 11 passes for 361 yards this year. He has six receptions of at least 36 yards.

Thompson made the most of his 37 receptions last year, averaging 22.3 yards per grab to rank third in the country.

Thompson is on the official watch list for the Biletnikoff Award, which honors the nation's top receiver.

2016 Official Awards Watch Lists

There are a school-record eight Rockets are on a total of 10 official watch lists for the following individual awards:

Treyvon Hester
Bronko Nagurski Trophy (Top defensive player)
Outland Trophy (Top lineman)

Corey Jones
Paul Hornung Award (Most versatile player)

Storm Norton
Outland Trophy (Top lineman)

Michael Roberts
John Mackey Award (Top tight end)

Kareem Hunt
Doak Walker Award (Top running back)
Maxwell Award (Top offensive player)

DeJuan Rogers
Jim Thorpe Award (Top defensive back)

Brad Spelman
Wuerffel Trophy (Community service)

Cody Thompson
Biletnikoff Award (Top receiver)

KAREEM HUNT MOVES UPTOLEDO'S ALL-TIME RUSHING LIST

With 123 yards vs. Fresno State, senior Kareem Hunt now has 3,737 career rushing yards, third on the Rockets' all-time rushing list.

Hunt needs 1,113 yards to break the all-time Rocket mark of 4,849 set by Chester Taylor from 1998-2001.

Hunt rushed for 1,631 yards as a sophomore in 2014, earning first-team



TOLEDO GAME NOTES

All-MAC honors. He gained 973 yards in an injury-shortened junior season, and was named second-team All-MAC.

Hunt also scored a touchdown vs. Fresno, giving him 36 for his career and vaulting him into third place on UT's career list.

Hunt has been named to the official watch lists for the 2016 Maxwell Award (College Player of the Year) and Doak Walker Award (nation's top running back). He is one of only two players from the Mid-American Conference to make both lists (NIU's Joel Bouagnon is the other).

MR. TOUCHDOWN

Senior tight end Michael Roberts makes the most of his receptions. Roberts has 10 catches this season and five of them have been for scores. For his career, Roberts has 35 receptions and 11 TDs.

NO SACKS FOR YOU!

Toledo's offensive line has not allowed a sack in its first three games. Going back to last season, UT has not allowed a sack in 12 of its last 15 games. Toledo opened the 2015 season with seven consecutive games without a sack. The Rockets eventually relinquished five sacks in 2015,

which was the second-fewest in the nation.

FUMBLE STREAK SNAPPED

When Toledo lost the ball on a Terry Swanson fumble in the first half of the Arkansas State game on Sept. 2 it snapped a remarkable streak of 19 games without a lost fumble by a UT running back.

Before the Arkansas State game, the last time Toledo lost a fumble by one its running backs was Oct. 4, 2014 in the fourth quarter of a 20-19 overtime win over Western Michigan when Swanson fumbled in a driving rain storm.

Toledo lost just four of its 14 fumbles in 2015, the third-lowest total in the country. Of the Rockets' 14 fumbles on the year, not a single one came from the running backs.

Toledo's running backs did not lose any fumbles vs. Maine or Fresno State so their streak of no fumbles lost is back up to two.

SPEAKING OF FUMBLES...

Toledo's running backs pride themselves on taking care of the football, and senior Kareem Hunt definitely sets the standard. In 571 carries in his four-year career, Hunt has fumbled

only once, on Nov. 12, 2013 in the fourth quarter vs. Buffalo. Hunt recovered his own fumble, so he has never lost a fumble in his college career.

Since that fumble in his freshman season, Hunt has had 473 rushing attempts and 22 receptions without putting the ball on the ground, a streak of 495 chances without a fumble.

ROCKETS ROLL OVER FRESNO STATE, 52-17

Logan Woodside threw for 239 yards and four touchdowns while Kareem Hunt rushed for 123 yards and one score to lead Toledo to a 52-17 victory over Fresno State at the Glass Bowl on Sept. 19.

Toledo held the Bulldogs to just 254 yards of total offense and 0-of-13 on third-down conversions. UT did not yield a first down until the 10-minute mark of the second quarter. Fresno State quarterback Chason Virgil completed just 12-of-23 passes, while Bulldog running backs averaged just 1.9 yards per carry. Senior defensive tackle Treyvon Hester led the way with two sacks and 2.5 tackles for loss, while senior defensive end John Stepec had two TFLs and two QB hurries.

Woodside completed 15-of-26 passes, with two scoring throws to senior tight end Michael Roberts and one each to junior Cody Thompson and sophomore Jon'Vea Johnson. Thompson (game-high 102 yards receiving) and senior Corey Jones each had a game-high four receptions, while Roberts had three. Hunt cracked the 100-yard mark for the first time this season and the 21st time in his four-year career. Redshirt freshman Art Thompkins also gained 103 yards on 15 carries, his first 100-yard effort.

ROCKETS IN THE NFL

There are 10 former Rockets currently on 2016 NFL rosters.

- Barry Church, S, Dallas
- Jayrone Elliott, LB, Green Bay
- David Fluellen, RB, Tennessee
- Bruce Gradkowski, QB, Pittsburgh
- John Greco, OL, Cleveland
- Andrew Hawkins, WR, Cleveland
- Zac Kerin, OL, Minnesota
- Brett Kern, P, Tennessee
- Greg Mancz, OL, Houston
- Alonzo Russell, WR, Cincinnati



Andrew Hawkins



TOLEDO GAME NOTES

NOTES FROM THE FRESNO STATE GAME

- UT scored a season-high 52 points.
- The Rockets' 619 yards were a season high.
- UT held a commanding 27-7 advantage in first downs.
- The Rockets also held a decisive 36:16-23:44 edge in time of possession.
- UT's defense was perfect on the money down, holding the Bulldogs to 0-of-13 on third-down conversions.
- Conversely, the Rockets were an efficient 8-of-15 (53.3 percent) on third down.
- Kareem Hunt scored a touchdown to move into sole possession of third place in school history with 36 career rushing TDs.

TREYVON HESTER NAMED MAC WEST CO-DEFENSIVE PLAYER OF THE WEEK

Senior defensive tackle Treyvon Hester was named the Mid-American Conference West Division Co-Defensive Player of the Week for his performance in Toledo's 52-17 victory over Fresno State on Sept. 17.

Hester recorded a collegiate-best two quarterback sacks in the first quarter as UT jumped out to a 14-0 lead in the first 15 minutes.

Hester finished with a team-tying best five tackles, including a career-tying best 2.5 tackles for loss. Through the first three games, the two-time All-MAC honoree has three sacks, surpassing his season total for sacks from each of the last two years. He had 2.0 sacks in 2014 and 2.5 sacks last fall.

Toledo in the Polls

2015

- Nov. 22 #24 AP, #24 CFP
- Nov. 1 #20 AP, #20 USA Today, #24 CFP
- Oct. 25 #20 AP, #20 USA Today
- Oct. 18 #19 AP, #20 USA Today
- Oct. 11 #22 AP, #25 USA Today
- Oct. 4 #24 AP

2012

- Oct. 29 #23 AP

2001

- Dec. 2 #25 AP
- Dec. 9 #25 AP
- Final #22 USA Today/ESPN, #23 AP

2000

- Nov. 26 #25 (AP)
- Dec. 3 #25 (AP), #25 (USA Today/ESPN)

1997

- Oct. 20 #24 (AP), #24 (USA Today/ESPN)
- Oct. 27 #22 (AP), #22 (USA Today/ESPN)
- Nov. 3 #18 (AP), #20 (USA Today/ESPN)

1995

- Nov. 21 #25 (AP)
- Nov. 28 #25 (AP)
- Dec. 5 #25 (AP)
- Final #24 (AP), #24 (USA Today/CNN)

1971

- Sept. 20 #19 (AP)
- Oct. 4 #20 (AP)
- Oct. 11 #17 (AP)
- Oct. 18 #14-T (AP)
- Oct. 25 #15 (AP)
- Nov. 1 #14 (AP)
- Nov. 8 #14 (AP)
- Nov. 15 #13 (AP)
- Nov. 22 #14 (AP)
- Nov. 29 #13 (AP)
- Dec. 6 #14 (AP)
- Final #13 (UPI), #14 (AP)

1970

- Oct. 19 #19-T (AP)
- Nov. 2 #15 (AP)
- Nov. 9 #16 (AP)
- Nov. 16 #15 (AP)
- Nov. 23 #15 (AP)
- Nov. 30 #14 (AP)
- Dec. 7 #15 (AP)
- Final #12 (AP), #17-T (UPI)

1969

- Nov. 17 #20 (AP)
- Nov. 24 #20 (AP)
- Dec. 1 #20 (AP)
- Dec. 8 #20 (AP)

NOTE: Weekly coaches poll information not available for some years.
USA Today= Coaches poll
UPI= Coaches poll

TOLEDO VS. RANKED TEAMS

All-Time Record: 9-15

Home: 5-3 Road: 2-10 Neutral: 2-2

Ranking	Opponent	Year	Result
No. 1 (AP/USA)	at Ohio State	1998	L, 49-0
No. 3 (UPI/AP)	at Miami (FL)	1987	L, 24-14
No. 3 (UPI/AP)	at Washington	1991	L, 48-0
No. 4 (AP/USA)	at Boise State	2010	L, 57-14
No. 4 (AP/USA)	Boise State	2011	L, 40-15
No. 9 (AP)/No. 11 (USA)	Pittsburgh	2003	W, 35-31
No. 10 (AP/USA)	at Florida	2013	L, 24-6
No. 10 (UPI)/No. 11 (AP)	at Florida State	1986	L, 24-0
No. 11 (USA/AP)	vs. Ohio State#	2009	L, 38-0
No. 15 (AP/USA)	at Ohio State	2011	L, 27-22
No. 15 (AP)/No. 16 (USA)	at Marshall	1999	L, 38-13
No. 16 (AP)/No. 19 (USA)	N. Illinois	2013	L, 35-17
No. 16 (AP), No. 17 (USA)	Utah State&	2012	L, 41-15
No. 18 (USA)/No. 20 (AP)	Marshall	2001	W, 41-36
No. 18 (USA)/No. 21 (AP)	Cincinnati	2012	W, 29-23
No. 18 (AP)/No. 18 (USA)	at Arkansas	2015	W, 16-12
No. 20 (UPI)	vs. San Jose State*	1981	W, 27-25
No. 21 (AP/USA)	N. Illinois	2003	W, 49-30
No. 22 (USA)/No. 25 (AP)	Missouri	2014	L, 49-24
No. 22 (AP)/No. 25 (USA)	at Bowling Green	2003	L, 31-23
No. 22 (USA)	at N. Illinois	2004	W, 31-17
No. 23 (USA)/No. 25 (AP)	at Minnesota	2004	L, 63-21
No. 24 (USA)	Bowling Green	2004	W, 49-41
No. 24 (AP/USA)	Temple^	2015	W, 32-17

* California Bowl & Famous Idaho Potato Bowl ^Marmot Boca Raton Bowl

at Cleveland Browns Stadium

AP - Associated Press media poll

USA - USA Today coaches poll UPI - United Press International coaches poll



TOLEDO GAME NOTES

CANDLE VICTORIOUS HIS REGULAR-SEASON DEBUT AS HEAD COACH

Jason Candle's regular-season debut as head coach was every bit as good as his first game in the Marmot Boca Raton Bowl last December.

Candle's Rockets defeated Arkansas State, 31-10, on Sept. 2 in the 2016 season opener. Candle coached the Rockets in their 32-17 win over Temple in the 2015 Marmot Boca Raton Bowl. The Salem, OH native coached that game from the press box, his normal perch as offensive coordinator, so the ASU game was his first time on the field as head coach.

Candle was named UT's head coach on Dec. 2, 2015. Candle replaced Matt Campbell, who resigned his post on Nov. 29 after four seasons as the Rockets' leader to become the head coach at Iowa State University.

Candle, 36, has been on the Rocket staff since 2009, when he was hired by former UT head coach Tim Beckman to coach the receivers. Candle was named the team's offensive coordinator in 2012 shortly after Campbell assumed the head coaching position. Candle

assumed the title of associate head coach in 2014.

Candle is now 4-0 as Toledo's head coach. The last Rocket head coach to begin his career with a 4-0 mark was Tom Amstutz in 2001, who opened with a 5-0 record.

ROCKETS TO PLAY AT NOTRE DAME IN 2021

Toledo will play at Notre Dame in 2021, UT vice-president and athletic director Mike O'Brien announced on Sept. 19. The game will be played on Saturday, Sept. 11, 2021 at Notre Dame Stadium. The contest will mark the first meeting between the two schools on the gridiron.

Notre Dame will be among the most prominent college football programs that Toledo has played. In recent years, UT has faced Power 5 schools such as Ohio State, Michigan, Penn State, Florida, Arkansas, Missouri, Arizona, Iowa State, Purdue, Pittsburgh, Kansas, Syracuse, Colorado and Minnesota. The Rockets have held their own against these teams, with wins over Michigan, Penn State, Arkansas,

Minnesota, Purdue, Iowa State (twice), Pittsburgh, Colorado and Kansas.

Toledo will be just the fifth school currently in the Mid-American Conference to play Notre Dame in football, and just the fourth since 1920. The others are Miami (1909), Akron (1910) and Western Michigan (1919, 1920 and 2010). Miami is scheduled to play at Notre Dame in 2017, and Ball State will travel to South Bend in 2018.

ROCKETS SHOOT DOWN BLACK BEARS, 45-3

Junior quarterback Logan Woodside threw for 329 yards and four touchdowns to lead Toledo to a 45-3 victory over Maine at the Glass Bowl on Sept. 10.

The Black Bears held their own early on but could never sustain an offensive attack against a smother-

Giant Killers

"Big" UT Victories in the 21st Century

- 2015: Toledo 16, #18 Arkansas 12
Toledo 30, Iowa State 23 (2OT)
Toledo 32, #24 Temple 17 (Boca Raton Bowl)
- 2013: Toledo 45, Navy 44 (2OT)
- 2012: Toledo 29, #18 Cincinnati 23
- 2011: Toledo 42, Air Force 41 (Military Bowl)
- 2010: Toledo 31, Purdue 20
- 2009: Toledo 54, Colorado 38
- 2008: Toledo 13, Michigan 10
- 2007: Toledo 36, Iowa State 35
- 2006: Toledo 37, Kansas 31 - 2OT
- 2005: Toledo 45, UTEP 13 (GMAC Bowl)
- 2003: Toledo 35, #9 Pittsburgh 31
- 2001: Toledo 38, Minnesota 7
Toledo 23, Cincinnati 16 (Motor City Bowl)
- 2000: Toledo 24, Penn State 6

Toledo's Future Non-Conference Games

2017

- Aug. 31 - ELON**
Sept. 9 - at Nevada
- Sept. 16 - TULSA**
Sept. 23 - at Miami (FL)

2018

- Aug. 30 - VMI**
- Sept. 15 - MIAMI (FL)**
- Sept. 22 - NEVADA**
Sept. 29 - at Fresno State

2019

- Aug. 31 - at Kentucky
- Sept. 21 - at Colorado State
- Sept. 28 - BYU**

2020

- Sept. 5 - at Tulsa

2021

- Sept. 11 - at Notre Dame
- Sept. 25 - COLORADO ST.**

Schedules as of Sept. 19, 2016



TOLEDO GAME NOTES

ing Rocket defense. UT held Maine to 235 yards of total offense, scored a touchdown in the third quarter on a blocked punt and blocked a field in the final period.

Woodside did much of his damage in the first half, connecting on long touchdown passes to Corey Jones (85 yards) and Cody Thompson (64) to propel Toledo to a 17-3 halftime lead. Jones led the Rockets with three catches for 100 yards. Senior Kareem Hunt led the rushing attack with 66 yards on 15 carries.

Junior linebacker Ja'Wuan Woodley led the defense with eight tackles, two tackles for loss and a forced fumble, while senior defensive end John Stepec added six tackles and two TFL. Maine was limited to just 9-of-25 passing for 65 yards.

ROCKETS TAME RED WOLVES, 31-10

Junior quarterback Logan Woodside threw for a career-high 371 yards

and three touchdowns and the Rocket defense dominated the Red Wolves' offense as Toledo routed Arkansas State, 31-10, on Sept. 2.

Toledo dominated both sides of the ball, outgaining Arkansas State, 556-266, in total offense. At halftime, the Rockets had 293 yards of offense to just 80 for the Red Wolves. UT took a 21-3 lead into the locker room.

Woodside completed 23-of-31 passes. Junior Cody Thompson led the Rocket receivers with five receptions for a career-high 174 yards and a touchdown.

Toledo's defense held Arkansas State to just 266 yards of total offense and 13 first downs. ASU had just 80 yards at halftime. Sophomore defensive end Olasunkanmi Adeniyi led the way with a career-high eight tackles, three tackles for loss and one sack.

2016 CAPTAINS

Toledo's captains for the 2016 season will be John Stepec, DeJuan Rog-

ers, Treyvon Hester and Storm Norton. Captains were voted on by the players.

EIGHT ROCKETS MAKE 10 OFFICIAL WATCH LISTS FOR NATIONAL AWARDS

A school-record eight Toledo players are on a total of 10 official watch lists for individual awards in 2016.

Two Rockets—senior running back Kareem Hunt and senior defensive tackle Treyvon Hester—each made two lists (see graphic on previous page).

TREYVON HESTER TABBED FOR NAGURSKI, OUTLAND WATCH LISTS

Senior defensive tackle Treyvon Hester is on the official 2016 watch lists for the Outland Trophy and the Bronko Nagurski Trophy.

Hester is one of only four MAC players to make the list for the Nagurski Trophy, which honors the country's top defensive player. The Outland Trophy is given annually to the

VICTORY DAY: THE TRUE MEANING OF 'VICTORY'

The Rockets hosted their third annual "Victory Day" for cognitively and physically impaired students from Toledo area schools on Aug. 20. Rain forced the Rockets to move the event indoors to the Fetterman Training Center, but it did not dampen the excitement and fun as about 40 students met UT football players, ran drills and heard their names announced over the public address system as they scored a touchdown.

Victory Day is an opportunity for special needs students to have their "moment in the sun" on the football field. Each student was partnered with a UT football player



who served as his or her mentor for the day. Victory Day athletes wore Rocket team jerseys and were presented with medals at the end of the day to commemorate their victory. Toledo football players, cheerleaders, Rocky the Rocket and marching band members were also on hand to cheer

on the participants.

"This is what it's all about--a chance to give back and be a part of something bigger than us," said UT head coach Jason Candle. "It's just a tremendous day for our guys and for the kids. Soemtimes I think our guys get more out of this than the kids do."

Victory Day was started in 2010 by Aaron Segedi, a teacher and football coach from Trenton, MI, a cancer survivor whose life was saved thanks to a liver donation from his sister, Rhonda. Since then, the Victory Day program has been adopted by high schools and universities in Michigan, Ohio, Kentucky and Indiana. The Rockets first celebrated Victory Day in 2014.



TOLEDO GAME NOTES

nation's top interior lineman. Hester and teammate Storm Norton are two of only three players from the Mid-American Conference to make that watch list.

Hester, a 6-3, 300-pound defensive tackle, is a two-time All-MAC selection. A starter since his freshman season, Hester has recorded 28.5 tackles for loss in his career, including 5.0 this season.

STORM NORTON NAMED TO OUTLAND WATCH LIST

Senior offensive lineman Storm Norton is on the official 2016 watch lists for the Outland Trophy.

Norton, a first-team All-MAC selection in 2015, was named to the *Associated Press* All-Bowl Team for his performance in the Marmot Boca Raton Bowl. A 6-8, 310-pound left tackle, Norton led an offensive line that did not relinquish a sack in the contest. He was the only player from the Mid-American Conference to make the All-Bowl Team.

In 2015, UT ranked second in the nation by allowing just five sacks in 12 games. The Rockets have not allowed a sack through three games this season.

VETERAN NEWCOMERS

Toledo has four graduate transfers on its roster who joined the team as seniors this fall: Mark Meyers (safety/Michigan State), D'Vario Montgomery (wide receiver/Iowa State), Earl Moore (defensive tackle/Miami-FL) and Jeremi Powell (linebacker/Florida).

In addition, a pair of defensive ends who transferred to UT are eligible to play in 2016 — junior Tuzar Skipper (Monroe (NY) CC) and sophomore Jhonny Williams (Notre Dame).

All six of the transfers have seen action this season.

CAP AND GOWN CREW

The following six players have al-

ready received their bachelor's degrees and are currently working on their master's degree or a second bachelor's degree (in parentheses).

- Michael Blazeovich (MS-accounting)
- Jaylen Coleman (BA-communication)
- Storm Norton (MA--recreation and leisure studies)
- Marc Remy (MBA)
- Connery Swift (MBA)
- Paul Perschon (BBA)

JAYLEN COLEMAN, THREE OTHERS OUT FOR 2016 SEASON

Senior linebacker Jaylen Coleman, expected to be one of the Rockets' top defensive players this year, will miss the season due to an achilles tendon injury suffered during training camp.

Coleman has had bad luck with injuries throughout his career. He was leading the Rockets in tackles last season when he broke his leg on Oct. 17 vs. EMU and missed the remainder of the

season. He also missed seven games as a redshirt freshman due to an injury.

Three other players are out for the season. Senior defensive tackle Earl Moore, a starter in Toledo's first two games, is out after getting hurt in the Maine game on Sept. 10. Moore is a graduate transfer from Miami (FL).

A pair of wide receivers will also miss the 2016 season due to injuries suffered during training camp, sophomore Andrew Davis and freshman Neru N'Shaka.

Head coach Jason Candle also announced on Aug. 29 that sophomore wide receiver Diontae Johnson is out indefinitely with a foot injury.

NEW FACES IN THE RADIO BOOTH

Making their debut in the radio booth this season are Brent Balbinot (play by play) and Austin Dantin (color analysis).

Balbinot, who was hired in July to replace long-time "Voice of the Rockets" Mark Beier, will serve as play-by-play broadcaster for Toledo football and men's basketball, and host the respective coaches' radio shows.

Balbinot, who brings nearly 25 years of sports broadcasting and related experience to Toledo, spent the last 12 years at his alma mater, the University of Iowa, serving as play-by-play voice for Hawkeyes' women's basketball and baseball.

Beier retired from his duties as the Rockets' football and men's basketball play-by-play announcer in March after 21 years behind the microphone.

Dantin, who played quarterback for the Rockets from 2009-12, replaces Andy Boyd, a former Rocket safety who stepped down after five seasons in the booth. Boyd will be available to substitute in the booth, if needed.

Dantin ranks third in UT history in completion percentage (65.1%), fourth in passing efficiency (135.54)

2016 MAC Preseason Poll

Media Poll

Team (First Place Votes) - Points

MAC East Division

1. Bowling Green (12)	136
2. Ohio (10)	134
3. Akron (4)	107
4. Buffalo	75
5. Miami	52
6. Kent State	42

MAC West Division

1. Western Michigan (19)	144
2. Toledo (2)	113
3. Northern Illinois (3)	112
4. Central Michigan (2)	98
5. Ball State	44
6. Eastern Michigan	35

2016 MAC Championship Game Winner:

Western Michigan (19); **Toledo (2)**; Northern Illinois (2); Central Michigan (1); Bowling Green (1); Akron (1).



TOLEDO GAME NOTES

and ninth in touchdown passes (31). He started in 25 games in his four-year career, completing 382-of-587 passes for 4,159 yards. One of the biggest games of his career came in a 31-20 win at Purdue in 2010, as he completed 24-of-31 passes for 209 yards and two touchdowns.

Balbinot and Dantin will be joined by veteran sideline reporter Jim Heller, who enters his eighth season covering the Rockets.

HOW THE 2015 SEASON RANKED

Toledo's 10-2 record in 2015 was tied for the seventh-best mark in school history. Here are the top 10 seasons by winning percentage in UT history:

TOP 10 SEASONS IN UT HISTORY

Year	W	L	T	Pct.
1. 1970	12	0	0	1.000
1971	12	0	0	1.000
3. 1969	11	0	0	1.000
4. 1995	11	0	1	.958
5. 2000	10	1	0	.909
6. 1967	9	1	0	.900
7. 2001	10	2	0	.833
2015	10	2	0	.833
9. 1947	9	2	0	.818
1983	9	2	0	.818
1990	9	2	0	.818

2016 TOLEDO PRONUNCIATION GUIDE

Olasunkanmi Adeniyi	OH-la-suhn-KAHN-mee ah-DAY-nee	Richard Olekanma	OH-lay-kahn-mah
Yazeed Atariwa	YAH-zeed AH-tar-EE-wah	Paul Perschon	per-SHON
Michael Blazeovich	BLAZE-uh-vitch	Josh Rode	ROW-dee
DeDarallo Blue	deh-DAR-low	Tuzar Skipper	TOO-zar
Andrew Boczar	BOX-ar	Taylor Taafe	TAFE
Chad Coeling	CO-ling	Samuel Vucelich	VOO-suh-litch
Luke Doerger	DER-ger	Brant Weiss	WICE
Mitchell Guadagni	gwuh-DON-ee	Jhonny Williams	gee-ON-nee
Brandon Heidecker	HI-deh-ker	Tre'Shun Wilson	TREY-shawn
Treyvon Hester	TRAY-von	Ja'Wuan Woodley	juh-JUAN
Ka'dar Hollman	kuh-DAR HALL-mon	Zach Yousey	YOW-zee
Nate Jeppesen	JEPP-eh-sen	COACHES	
Jon'Vea Johnson	JOHN-vay	Marquel Blackwell	MAR-kwell
Sami Kassem	KUH-sim	Robby Discher	DISH-er
Adam Kulon	KOO-lahn	Mike Hallett	HAL-it
Conner Lancia	LAN-see-uh	Brad Bichey	bih-SHAY
Trevon Mathis	TRAY-von		
Nevone McCrimmon	NAY-von		
Marquise Moore	MAR-kees		
Elijah Nkansah	en-KAN-sah		
Neru N'Shaka	nuh-ROO nuh-SHOCK-uh		



TOLEDO AMONG NATIONAL AND MAC LEADERS

TEAM RANKINGS (Through Sept. 24, 2016)

Category	Total	MAC	National (127 teams)
Scoring Offense	42.7	2	19
Scoring Defense	10.0	1	3
Total Offense	563.7	1	6
Total Defense	251.7	1	7
Rushing Offense	230.0	2	28
Rushing Defense	121.0	5	37
Passing Offense	333.7	2	15
Passing Defense	130.7	2	4
Passing Efficiency	202.0	1	1
Passing Efficiency-Defense	95.4	1	8
Kickoff Returns	15.6	11	122
Kickoff Returns-Defense	18.58	3	34
Punt Returns	7.1	6	72
Interceptions	0.0	12	NR
Net Punting	33.5	9	109
Kickoff Coverage	43.6	1	NA
Field Goal Percentage	.500	T-10	NR
Sacks/Game	3.33	4	18
Sacks Allowed/Game (Fewest)	0.00	1	1
First Downs	68	10	100
First Downs Allowed	32	1	2
3rd-Down Conversions	59.6%	1	1
Opp. 3rd-Down Conversions	16.7%	1	3
4th-Down Conversions	100.0%	T-1	T-1
Opp. 4th-Down Conversions	40.0%	2	34
Penalties (Fewest yards)	57.0	7	70
Time of Possession	31:47	7	38
Turnover Margin	-1.33	11	122
Red Zone Offense	91.7%	4	31
Red Zone Defense	66.7%	1	15

INDIVIDUAL RANKINGS (Through Sept. 24, 2016)

Category	Player	Total	MAC	National
Rushing Yards	Kareem Hunt	267	6	78
Rushing Yards Per Game	Kareem Hunt	89.0	3	40
	Art Thompkins	54.7	12	150
Rushing Yards Per Attempt	Kareem Hunt	5.24	6	65
Passing Yards Per Game	Logan Woodside	313.0	2	17
Completion Percentage	Logan Woodside	62.2%	4	44
Passing Efficiency	Logan Woodside	200.2	1	1
Touchdown Passes	Logan Woodside	11	3	T-12
Receptions/Game	Corey Jones	4.3	11	111
Receiving Yards Per Game	Cody Thompson	120.3	2	8
	Corey Jones	61.3	12	112
Yards Per Reception	Cody Thompson	32.82	1	1
	Corey Jones	14.15	17	181
Total Offense	Logan Woodside	319.0	2	25
	Kareem Hunt	89.0	14	176
Scoring	Michael Roberts	10.0	2	26
	Jameson Vest	8.7	8	69
Punt Return Average	Corey Jones	4.9	1	72
All-Purpose Yards/Game	Cody Thompson	122.0	T-5	T-53
	Corey Jones	103.7	9	97
Punting	Nick Ellis	42.7	3	44
Field Goals/Game	Jameson Vest	1.00	T-7	T-58
Field Goals Pct.	Jameson Vest	50.0%	7	86
Sacks	Treyvon Hester	1.00	T-2	T-16
	John Stepec	0.67	5	72
Tackles For Loss	John Stepec	1.7	T-3	T-15
	Treyvon Hester	1.7	T-3	T-15
Passes Defended/Game	Kadar Hollman	1.67	1	12



BIG PLAYS

2016 Big Plays

20+ yards from scrimmage, 30+ yards on kickoff return, 20+ yards on all other returns

TOTAL	ASU	Maine	FSU	BYU	EMU	BGSU	CMU	OU	AKR	NIU	BSU	WMU
Toledo	6	7	8									
Opponent	2	2	6									

Toledo's Big Plays

Arkansas State (Sept. 2)	6 (5 receiving, 1 rushing)
Maine (Sept. 10)	7 (5 receiving, 1 rushing, 1 return off block)
Fresno State (Sept. 17)	8 (7 receiving, 1 rushing)
Total Big Plays	21 (17 receiving, 3 rushing, 1 return off block)

Rushing

43	Art Thompkins	Maine (Sept. 10)
42	Damion Jones-Moore	Arkansas State (Sept. 2)
20	Art Thompkins	Fresno State (Sept. 17)

Receiving

89	Jon'Vea Johnson	Maine (Sept. 10)
85	Corey Jones	Maine (Sept. 10)
64	Cody Thompson	Maine (Sept. 10)
62	Zach Yousey	Fresno State (Sept. 17)
54	Cody Thompson	Arkansas State (Sept. 2)
49	Cody Thompson	Arkansas State (Sept. 2)
47	Cody Thompson	Fresno State (Sept. 17)
44	Cody Thompson	Arkansas State (Sept. 2)
40	Danzel McKinley-Lewis	Arkansas State (Sept. 2)
36	Cody Thompson	Fresno State (Sept. 17)
33	Michael Roberts	Fresno State (Sept. 17)
32	Jon'Vea Johnson	Fresno State (Sept. 17)
31	Desmond Phillips	Fresno State (Sept. 17)
28	Corey Jones	Fresno State (Sept. 17)
21	Michael Roberts	Maine (Sept. 10)
21	Cody Thompson	Maine (Sept. 10)
22	Michael Roberts	Arkansas State (Sept. 2)

Return off blocked punt

27	Ronnie Jones	Maine (Sept. 10)
----	--------------	------------------



ALL-TIME NATIONAL TV APPEARANCES

Overall Record: 39-42

Record on ESPN: 14-11

Record on ESPN2: 14-17

Record on ESPNU: 5-9

Record on ESPN Classic: 0-1

Record on ESPNNews: 2-0

Record on Big Ten Network: 2-2

Record on SEC Network: 1-1

Record on CBS Sports Network: 0-1

Record on American Sports Network: 1-0

2016 (1-0)

Sept. 2: Toledo 31, at Arkansas State 10 (ESPNU)
Sept. 30: Toledo at BYU (ESPN2)
Nov. 2: Toledo at Akron (ESPN2)
Nov. 9: Toledo at Northern Illinois (ESPN2/U)
Nov. 16: Ball State at Toledo (ESPN2/U)

2015 (6-2)

Sept. 12: Toledo 16, at Arkansas 12 (SEC Network)
Sept. 19: at Toledo 30, Iowa State 23 - 2OT (ESPNNews)
Oct. 3: Toledo 24, at Ball State 10 (American Sports Network)
Nov. 3: Northern Illinois 32, at Toledo 27 (ESPN2)
Nov. 10: Toledo 28, at Central Michigan 23 (ESPN2)
Nov. 17: Toledo 44, at Bowling Green 28 (ESPN2)
Nov. 27: Western Michigan 35, Toledo 30 (CBS Sports Network)
Dec. 22: Marmot Boca Raton Bowl - Toledo 32, Temple 17 (ESPN)

2014 (3-3)

Sept. 6: Missouri 49, at Toledo 24 (ESPN)
Sept. 12: at Cincinnati 58, Toledo 34 (ESPNU)
Nov. 4: Toledo 30, at Kent State 20 (ESPN2)
Nov. 11: at Northern Illinois 27, Toledo 24 (ESPN2)
Nov. 19: at Toledo 27, Bowling Green 20 (ESPN2)
Jan. 4: GoDaddy Bowl - Toledo 63, Arkansas State 44 (ESPN)

2013 (2-3)

Aug. 31: at Florida 24, Toledo 6 (SEC Network)
Sept. 7: at Missouri 38, Toledo 23 (ESPNU)
Oct. 19: at Toledo 45, Navy 44 (2OT) (ESPNNews)
Nov. 12: at Toledo 51, Buffalo 41 (ESPNU)
Nov. 20: Northern Illinois 35, at Toledo 17 (ESPN2)

2012 (1-4)

Sept. 1: at Arizona 24, Toledo 17 (OT) (ESPNU)
Nov. 6: Ball State 34, at Toledo 27 (ESPN2)
Nov. 14: at Northern Illinois 31, Toledo 24 (ESPN2)
Nov. 20: at Toledo 35, Akron 23 (ESPN2)
Dec. 15: Potato Bowl - Utah State 41, Toledo 15 (ESPN)

2011 (3-3)

Sept. 10: at Ohio State 27, Toledo 22 (Big Ten Network)
Sept. 16: Boise State 40, at Toledo 15 (ESPN)
Nov. 1: Northern Illinois 63, at Toledo 60 (ESPN2)
Nov. 8: at Toledo 66, WMU 63 (ESPNU)
Nov. 18: Toledo 44, at CMU 17 (ESPNU)
Dec. 28: Military Bowl - Toledo 42, Air Force 41 (ESPN)

2010: (2-3)

Sept. 3: Arizona 41, at Toledo 2 (ESPN)
Sept. 25: Toledo 31, at Purdue 20 (Big Ten Network)
Nov. 9: at Northern Illinois 65, Toledo 30 (ESPN2)
Nov. 17: at Toledo 33, Bowling Green 14 (ESPN2)
Dec. 26: LCP Bowl - FIU 34, Toledo 32 (ESPN)

2009: (1-2)

Sept. 5: at Purdue 52, Toledo 31 (Big Ten Network)
Sept. 11: at Toledo 54, Colorado 38 (ESPN)

Nov. 11: at Central Michigan 56, Toledo 28 (ESPN2)

2008: (1-3)

Sept. 20: Fresno State 55, at Toledo 54 - 2OT (ESPNU)
Oct. 11: Toledo 13, at Michigan 10 (Big Ten Network)
Nov. 5: at Akron 47, Toledo 30 (ESPNU)
Nov. 28: Bowling Green 38, at Toledo 10 (ESPN Classic)

2007: (0-3)

Sept. 1: Purdue 52, at Toledo 24 (ESPNU)
Nov. 13: at Ball State 41, Toledo 20 (ESPN2)
Nov. 23: at Bowling Green 37, Toledo 10 (ESPNU)

2006: (3-3)

Sept. 15: at Toledo 37, Kansas 31 - 2OT (ESPN2)
Sept. 30: at Pittsburgh 45, Toledo 3 (ESPNU)
Oct. 7: Central Michigan 42, at Toledo 20 (ESPNU)
Nov. 7: Toledo 17, at Northern Illinois 13 (ESPN2)
Nov. 14: Ball State 20, at Toledo 17 (ESPN2)
Nov. 21: at Toledo 31, Bowling Green 21 (ESPN2)

2005: (3-2)

Sept. 27: at Fresno State 44, Toledo 14 (ESPN2)
Nov. 4: Toledo 30, at Ohio 21 (ESPN2)
Nov. 16: Northern Illinois 35, at Toledo 17 (ESPN2)
Nov. 22: Toledo 44, at Bowling Green 41 (2OT) (ESPN2)
Dec. 21: GMAC Bowl - Toledo 45, UTEP 13 (ESPN)

2004: (4-3)

Sept. 4: at Minnesota 63, Toledo 21 (ESPN2)
Oct. 16: at Toledo 31, Ohio 13 (ESPN)
Nov. 2: at Miami 23, Toledo 16 (ESPN2)
Nov. 9: Toledo 31, at Northern Illinois 17 (ESPN2)
Nov. 23: at Toledo 49, Bowling Green 41 (ESPN2)
Dec. 2: MAC Championship - Toledo 35, Miami 27 (ESPN)
Dec. 27: Motor City Bowl - UConn 39, Toledo 10 (ESPN)

2003: (1-2)

Aug. 29: at UNLV 28, Toledo 18 (ESPN)
Sept. 12: Toledo 24, at Marshall 17 (ESPN)
Nov. 29: Bowling Green 31, Toledo 23 (ESPN)

2002: (0-2)

Dec. 7: MAC Championship - at Marshall 49, Toledo 45 (ESPN2)
Dec. 26: Motor City Bowl - Boston College 51, Toledo 25 (ESPN)

2001: (3-0)

Nov. 6: at Toledo 41, Western Michigan 35 (ESPN)
Nov. 30: MAC Championship - at Toledo 41, Marshall 36 (ESPN)
Dec. 29: Motor City Bowl - Toledo 23 vs. Cincinnati 16 (ESPN)

2000: (2-0)

Sept. 2: Toledo 24, at Penn State 6 (ESPN2)
Nov. 22: at Toledo 51, Bowling Green 17 (ESPN2)

1999: (0-1)

Oct. 14: at Marshall 38, Toledo 13 (ESPN)

1998: (0-1)

Dec. 4: MAC Championship - at Marshall 23, Toledo 17 (ESPN2)

1997: (0-1)

Dec. 5: MAC Championship - at Marshall 34, Toledo 14 (ESPN2)

1995: (1-0)

Dec. 14: Las Vegas Bowl - Toledo 40 vs. Nevada 37 (OT) (ESPN)

1987: (0-1)

Nov. 5: Eastern Michigan 38, at Toledo 9 (ESPN)

1984: (1-0)*

Dec. 15: California Bowl - UNLV 30, Toledo 13 (ESPN)
* Game later forfeited to Toledo

1981: (1-0)

Dec. 19: California Bowl - Toledo 27, vs. San Jose State 25 (ESPN)



HEAD COACH JASON CANDLE



He may only be in his first season as head coach, but Jason Candle has played a major part of the success of Toledo Football since 2009. After seven seasons as an assistant with the Rockets, Candle assumed the head coaching role last December. He has since embarked on a quest to take an already outstanding program to even greater heights.

Candle was named Toledo's head football coach on Dec. 2, 2015, giving him exactly 20 days to put together a coaching staff and prepare his team for the Marmot Boca Raton Bowl.

Twenty days later, Candle and his team celebrated a 32-17 victory over No. 24 Temple in the rain of south Florida. The triumph capped a 10-2 season for the Rockets and gave Candle a head coaching debut to remember.

Candle, 36, was serving as associate head coach/offensive coordinator when UT Athletic Director Mike O'Brien chose him to replace Matt Campbell, who resigned his post after four seasons as the Rockets' leader to become the head coach at Iowa State University. Candle thus became the 27th head football coach in the 95-

year storied history of Toledo football.

"We are very pleased that Jason Candle has agreed to become the head football coach at the University of Toledo," O'Brien said at the time. "Jason has done a terrific job in his seven years with the Rockets, first as our receivers coach, then as our offensive coordinator. During that time, our offenses have been among the best in the Mid-American Conference, and in some cases, the entire country.

"I have also been very impressed with Jason as an individual and as a leader of young men. After careful consideration, I came to the conclusion that he is the best person to lead this program going forward. Our football program is in capable hands. We are very excited for the future of Rocket Football under Jason's guidance."

"I'm very excited to have the opportunity to be the head football coach at the University of Toledo," Candle said. "A lot of great coaches have walked through these doors. A lot of players and coaches have built the outstanding tradition of success at Toledo, so I'm very honored and humbled to lead this program."



HEAD COACH JASON CANDLE

First Months on the Job


Candle's first two months on the job were a whirlwind of activity. First, he had to prepare his team for a battle with a very strong Temple team in the Marmot Boca Raton Bowl. Despite being short-staffed, the Rockets were ready for the No. 24 Owls, holding them to just three points and 67 yards of offense in the first half. Toledo dominated the fourth quarter, too, outscoring Temple, 20-8, in the final 15 minutes, coming away with a 32-17 victory.

Next on Candle's agenda was completing his coaching staff and signing the next generation of Rockets. Candle added eight assistants to the staff, as well as a strength and conditioning coach, a director of high school relations and a director of football operations. The newcomers—along with current assistant Derek Sage—helped Candle put the finishing touches on a recruiting class that was ranked second in the Mid-American Conference by ESPN.com.

Guiding the Rocket Offense

Under Candle's guidance as offensive coordinator, the Toledo offense was prolific, and 2015 was no exception. The Rockets were 10-2 and ranked third in the Mid-American Conference in scoring offense (35.0) and total offense (460.9 yards per game). Four Rockets earned All-MAC honors on offense, including first-team honoree Storm Norton (OL). Junior running back Kareem Hunt came back from injuries to lead the MAC in rushing with 108.1 yards per game. Toledo led the MAC in rushing, averaging nearly 208 yards per contest, and ranked No. 2 in the nation in fewest sacks allowed (five).

In 2014, UT led the MAC in just about every major offensive category, including scoring offense (36.6), total offense (490.5) and rushing offense (256.4). The 2014 season culminated with a nine-touchdown outburst in a



Jason Candle, shown here with UT Athletic Director Mike O'Brien, was named Toledo's head football coach on Dec. 2, 2015.

63-44 victory over Arkansas State in the GoDaddy Bowl for the 9-4 Rockets.

Six Rockets earned All-MAC recognition on offense in 2014, with senior center Greg Mancz snagging second-team All-America honors and the Vern Smith Leadership Award, given annually to the top player in the MAC. Sophomore running back Kareem Hunt ranked 10th in the nation in rushing (1,631 yards) and second in yards per carry (7.96). Candle also skillfully guided the Rocket quarterbacks through a

challenging season in which the top three signal-callers were all injured at the same time.

In 2013, the Rockets averaged 33.0 points and 447.3 yards of total offense per game. Toledo's running game was especially effective, ranking second in the Mid-American Conference with 240.6 yards per contest. In addition, seven players on the offensive side of the ball earned All-MAC honors, including two-time first-team running back David Fluellen.

In his debut as offensive coordinator in 2012, Candle helped guide the third-ranked offense in the MAC, as UT averaged 445.2 yards per game. The Rockets had five offensive players make the All-MAC team, propelling them to a 9-4 mark and a trip to the Famous Idaho Potato Bowl.



Six of Candle's 13 seasons as an assistant football coach were as a coordinator. He was just 27 years old when he was named offensive coordinator at Mount Union.

Making his Mark as Receivers Coach

As the receivers coach from 2009-11, Candle mentored one of the most decorated receivers in Rocket history, Eric Page. Page caught 306 passes in his career, the most ever by a Division I-BCS receiver in three seasons. A three-time All-MAC player, Page broke virtually every UT receiving record and tied the MAC record for career receptions.

In 2011, the Rockets went 9-4 and won their first bowl game in six years, a 42-41 victory over Air Force in the Military Bowl. Sophomore wide receiver Bernard Reedy caught three touchdown passes



HEAD COACH JASON CANDLE

and was named the game's MVP. Page caught a school-record 125 passes for the season and earned first-team All-MAC honors.

In 2010, the Rockets went 8-5 and made their first bowl appearance in five seasons. Page caught 99 passes and was a first-team All-MAC honoree at wide receiver, earning All-America honors as a kickoff returner, as well. In 2009, Candle coached the slot receivers and tight ends. He helped guide Page to an outstanding freshman season. Page led the nation in receptions (82) and yardage (1,159) by a freshman and was named first-team Freshman All-America by *Phil Steele Magazine* and the *College Football News*.

Candle has earned some national accolades of his own. In 2010, he was named one of the top recruiters in the nation by *Rivals.com*. He was one of only nine coaches in the country from non-automatic BCS qualifying conferences to be named to the list and the only coach from the MAC. Candle also was named the Mid-American Conference "Recruiter of the Year" by *Scout.com* in both 2011 and 2012. Toledo's 2011 recruiting class was ranked No. 1 in the MAC by both Scout and Rivals. In 2014, Candle was named one of only two MAC assistants to be named among the top recruiters in the "Group of Five" conferences by Rivals.

Coaching Origins at Mount Union

Candle joined the Rockets' staff in 2009 after spending both his playing and coaching career under head coach Larry Kehres at Mount Union. In Candle's six years as an assistant at Mount Union, the Purple Raiders went 83-4 and won NCAA Division III national championships in 2005, 2006 and 2008. The 2003 and 2007 teams lost in the national championship game.

A 2003 Mount Union graduate, Candle was an All-Ohio Athletic Conference first-team selection in 2001 as he led the team in receptions (41), yards receiving (778) and touchdowns (9). He was a key member of the 2000 and 2001 national championship teams and finished his career with 57 grabs for 1,037 yards and 11 scores.

Candle, a native of Salem, OH, began his coaching career at Mount Union in 2003 as the receivers coach. In the 2004 and 2005 seasons, he worked



Candle and the Rockets stopped by to visit a children's hospital during last year's Marmot Boca Raton Bowl.

with Campbell, who was the Purple Raiders' offensive coordinator at the time. Candle took over the post of offensive coordinator in 2007, and also assumed the duties as the program's recruiting coordinator.

In Candle's two seasons as offensive coordinator, the Purple Raiders went 29-1, winning the national championship in 2008 and finishing as runners-up in 2007. Mount Union offensive players earned nine All-American honors in Candle's two seasons running the offense. QB Greg Micheli was honored in 2008 with the Gagliardi Trophy, given annually to the best NCAA Division III player in the nation. Candle also helped guide two Purple Raider receivers to All-American status during his time as the receivers coach from 2003-08. One of those All-American receivers, Pierre Garcon, is a starting wide receiver for the Washington Redskins. The other was Cecil Shorts, a fourth-round draft pick of the Jacksonville Jaguars in 2011.

Candle and his wife Nicole were married in June of 2014.



Candle's record at Toledo in seven years in the program is 56-30. In 13 years of coaching at the college level, Candle has been a part of 12 teams with winning records.



HEAD COACH JASON CANDLE

Personal Information

Date of Birth: Nov. 12, 1979

Hometown: Salem, OH

High School: West Branch

Family: Wife: Nicole. Married in June of 2014

Education: Bachelor's degree in physical education and health, Mount Union, 2003



Record as a Head Coach

Year	School	Position	Record	MAC	Highlights
2015	Toledo	Head Coach	1-0	0-0	Boca Raton Bowl Champs, MAC West co-champion
2016	Toledo	Head Coach	3-0	0-0	
Career Record			4-0	0-0	

Record as an Assistant Coach

Year	School	Position	Record / Highlights
2003	Mount Union	Receivers	13-1 / D-III National Runnersup
2004	Mount Union	Receivers	12-1
2005	Mount Union	Receivers	14-1 / D-III National Runnersup
2006	Mount Union	Receivers	15-0 / D-III National Champions
2007	Mount Union	Offensive Coordinator	14-1/ D-III National Runnersup
2008	Mount Union	Offensive Coordinator	15-0 / D-III National Champions
2009	Toledo	Slot Receivers/Tight Ends	5-7
2010	Toledo	Receivers	8-5 / Little Caesars Pizza Bowl
2011	Toledo	Receivers	8-4 / Military Bowl Champions
2012	Toledo	Offensive Coordinator/Wide Receivers	9-4 / Famous Idaho Potato Bowl
2013	Toledo	Offensive Coordinator/Wide Receivers	7-5
2014	Toledo	Offensive Coordinator/Quarterbacks	9-4 / GoDaddy Bowl Champions
2015	Toledo	Offensive Coordinator/Quarterbacks	10-2/Marmot Boca Raton Bowl Champions

Bowl Games Participated in as a Coach

- 2010 Little Caesars Pizza Bowl
- 2011 Military Bowl
- 2012 Famous Idaho Potato Bowl
- 2015 GoDaddy Bowl (2014 season)
- 2015 Marmot Boca Raton Bowl

NCAA Division III National Champions Participated in as a Coach

- 2006 Mount Union
- 2008 Mount Union

NFL Players Coached by Jason Candle

- David Fluellen (Toledo 2010-13): Tennessee
- Pierre Garcon (Mount Union 2004-07): Indianapolis, Washington
- Zac Kerin (Toledo 2010-13): Minnesota
- Greg Mancz (Toledo, 2011-14): Houston
- Danny Noble (Toledo 2008-11): Tampa Bay, Jacksonville
- Eric Page (Toledo 2009-11): Tampa Bay
- Bernard Reedy (Toledo 2010-13): Atlanta, Tampa Bay
- Alonzo Russell (Toledo, 2012-15): Cincinnati
- Cecil Shorts (Mount Union, 2006-10): Jacksonville, Houston, Tampa Bay
- Stephen Williams (Toledo, 2006-09): Arizona, Seattle, Jacksonville, Miami

College Football Playing Career

- Wide Receiver, Mount Union 2000, 2001
- First-Team All-OAC 2001



TOLEDO COACHING STAFF



Jason Candle
Head Coach
Mount Union '03



Brian George
Defensive Coordinator/
Defensive Line Coach
Ohio '94



Brian Wright
Offensive Coordinator/
Quarterbacks Coach
Wooster '94



Marquel Blackwell
Running Backs Coach
South Florida '02



Robby Discher
Tight Ends Coach/
Special Teams Coordinator
William Jewell '09



Mike Hallett
Offensive Line Coach
Mount Union '94



Cory Robinson
Cornerbacks Coach
Central Connecticut St. '09



Derek Sage
Wide Receivers Coach
Cal State Northridge '02



Mike Ward
Linebackers Coach
Georgetown (KY) '84



Ross Watson
Safeties Coach
Ball State '01



Brad Bichey
Strength & Conditioning
Coach
West Liberty State '08



Ricky Ciccone
Director of High School
Relations
Mount Union '05



Andrew Terwilliger
Director of Football
Operations
Otterbein '08



2016 TOLEDO ALPHABETICAL ROSTER

No.	Name	Pos.	Ht.	Wt.	Cl.	Hometown-High School/Transfer or Prep
85x	Adams, Adrian	WR	5-11	170	Fr.	St. Petersburg, FL-Lakewood
9	Adeniyi, Olasunkanmi*	DE	6-2	252	So.	Richmond, TX-Fort Bend Bush
86	Allen, Liam*	WR	6-0	180	Jr.	Toledo, OH-St. John's
78	Atariwa, Yazeed*	OL	6-4	312	So.	Sterling, VA-Dominion
58	Bell, Cameron	OL	6-8	340	Fr. (R)	Sagamore Hills, OH-Nordonia
32	Blackmon, Rhett	WR	5-9	183	Fr. (R)	Lansing, MI-Everett
37x	Blazevich, Michael	S	6-0	203	Sr.	Northwood, OH-Cardinal Stritch
21	Blue, Dedarallo	S	6-0	195	Fr.	Seffner, FL-Armwood
54	Boczar, Andrew	DL	6-4	236	Fr. (R)	Monroe, MI-Monroe
25x	Bransford, Calvin	S	6-1	210	Fr. (R)	Dayton, OH- Stebbins
93	Childress, Nate	DL	6-3	292	Fr. (R)	Rossford, OH-Rossford
24	Clark, Justin	CB	5-11	165	Fr.	West Bloomfield, MI-West Bloomfield
98	Coeling, Chad	DL	6-2	265	Fr. (R)	Centerville, OH-Centerville
44	Coleman, Jaylen**	LB	6-0	235	Sr.	Pittsburgh, PA-University Prep
56	Cotterman, Chandler	OL	6-3	302	Fr. (R)	Anna, OH-Anna
28	Covington, Aaron	CB	5-9	176	Fr. (R)	Tampa, FL-Armwood
8x	Davis, Andrew*	WR	6-4	192	So.	St. Petersburg, FL-Lakewood
15	Davis, Anthony*	LB	5-11	205	So.	Tampa, FL-Chamberlain
92	Davis, Daniel	DE	6-3	265	Jr.	Grand Blanc, MI-Grand Blanc
43	Davis, Erik	TE	6-2	190	Fr.	Rossford, OH-Rossford
90	Davis, LaMarr	DL	6-1	305	Fr. (R)	Garfield Heights, OH-Benedictine
89	Davis, Michael	WR	6-1	185	Fr.	Flower Mound, TX-Marcus
65	Doerger, Luke	OL	6-3	300	Fr.	Cincinnati, OH-La Salle
64	Ebert, Mike***	OL	6-6	300	Sr.	Sandusky, OH-Perkins
48	Ellis, Nick**	P	5-10	175	Sr.	Pickerington, OH-Pickerington
62	Fair, Jordan	OL	6-4	292	Fr. (R)	Mason, OH-William Mason
46	Fisher, Jordan	TE	6-3	232	Fr. (R)	Leesburg, VA-Tuscarora
15x	Floriea, Jake	QB	5-11	200	Fr.	Mentor, OH-Mentor
26	Frazier, Kennedy*	CB	6-0	190	Jr.	Baltimore, MD-Calvert Hall College
10x	Gibson, Quentin	QB	6-3	200	So.	Marrero, LA-Archbishop Shaw
29x	Gilliam, Reggie	RB	6-0	245	Fr.	Columbus, OH-Westland
6x	Guadagni, Mitchell	QB	6-2	199	Fr. (R)	Hudson, OH-Hudson
72	Harris, Bryce	OL	6-3	295	Fr. (R)	Akron, OH-Firestone
57	Heidecker, Brandon	OL	6-6	315	Fr. (R)	Columbia Station, OH-Columbia
91	Hester, Treyvon***	DT	6-3	300	Sr.	Pittsburgh, PA-Penn Hills
35	High, Josh**	LB	6-0	223	Sr.	London, OH-London
13x	Hollman, Ka'dar	CB	6-0	190	So.	Burlington, NJ-Burlington Township
96	Hood, David	DT	6-1	273	Fr.	Miami Gardens, FL-Carol City
12	Howey, David	DB	5-11	185	Fr. (R)	Monroe, MI-St. Mary's Central Catholic
3	Hunt, Kareem***	RB	6-0	225	Sr.	Willoughby, OH-South
39x	Iverson, Quincy	DB	5-9	182	So.	Copley, OH-Copley
60	Jeppesen, Nate**	OL	6-3	265	Jr.	Portage, MI-Central
7	Johnson, Delando**	S	6-1	205	Sr.	Baltimore, MD-Calvert Hall College
19	Johnson, Diontae*	WR	5-11	172	So.	Ruskin, FL- Lennard
7x	Johnson, Jon'Vea*	WR	6-0	185	So.	Gary, IN-West Side
4	Jones, Corey***	WR	5-9	165	Sr.	Pittsburgh, PA-Penn Hills
35	Jones, Ronnie	RB	6-1	185	Fr.	Pittsburgh, PA-Central Catholic
1	Jones-Moore, Damion***	RB	5-7	178	Sr.	Pittsburgh, PA-Central Catholic
5	Julian, Michael**	QB/P	6-5	232	Jr.	Hilton Head Island, SC-Hilton Head Island
67	Kassem, Sami	OL	6-4	335	Jr.	Cincinnati, OH-Indian Hills / ASA (NY) College
45	Kulon, Adam	TE/FB	6-4	258	Jr.	Algonquin, IL-H.D. Jacobs
50	Lancia, Connor	S	6-0	205	Fr. (R)	Columbus, OH-Bishop Ready
29	Linch, Jack**	LB	6-0	226	Jr.	Toledo, OH-Whitmer
79	Lozar, Zach	LS	6-0	210	Sr.	Willoughby Hills, OH-St. Ignatius
2x	Martin, Jordan**	CB	6-3	206	Jr.	Upper Marlboro, MD-Forestville Bishop McNamara
94	Mathews, Edrick	DT	6-3	276	Fr.	Detroit, MI-Cass Tech
6	Mathis, Trevon**	CB	6-0	174	Jr.	Pittsburgh, PA-Woodland Hills
55	Maynard, Lucas	DE	6-3	238	Fr. (R)	Ashville, OH-Teays Valley



2016 TOLEDO ALPHABETICAL ROSTER

34x	McCrimmon, Nevone	RB	5-11	235	Fr.	Baltimore, MD-Mount St. Joseph
22	McKinley-Lewis, Danzel	WR	5-10	180	Fr. (R)	Pittsburgh, PA-Seton LaSalle
19x	Meyers, Mark	CB	6-1	190	Sr.	Toledo, OH-Whitmer
97	Moore, Earl	DL	6-1	302	Sr.	Tampa, FL-Hillsborough/Miami (FL)
52	Moore, Marquise**	DT	6-0	300	Jr.	Toledo, OH-Whitmer
88	Montgomery, D'Vario	WR	6-6	213	Sr.	Winter Park, FL-Winter Park/Iowa State
87	Morant, Elijah	WR	6-0	192	Jr.	Toledo, OH-Central Catholic
76	Nkansah, Elijah**	OL	6-6	315	Jr.	Mason, OH-Mason
74	Norton, Storm***	OL	6-8	306	Sr.	Toledo, OH-Whitmer
51	Norwood, Chris	LB	6-0	235	Fr. (R)	Toledo, OH-Central Catholic
15x	N'Shaka, Neru	WR	5-11	180	Fr.	Miami Gardens, FL-Hallandale
42	Olekanma, Richard*	LB	6-2	245	So.	Downers Grove, IL-North
61	Paddy, Carter	OL	6-2	285	Fr. (R)	South Rockwood, MI-Monroe Jefferson
68	Perschon, Paul*	OL	6-6	312	Sr.	Schaumburg, IL-Conant
12x	Peters, Eli	QB	6-2	200	Fr.	Jacksonville, FL-Sandalwood
73	Pfeiffer, Alex	OL	6-5	300	So.	Cincinnati, OH-Anderson
10	Phillips, Desmond	WR	5-10	170	Fr.	Miami, FL-Jackson
20	Powell, Jeremi	LB	6-2	210	Sr.	Largo, FL-Pinellas Park/Florida
31	Quinn, Zach**	LB	6-3	225	Jr.	Aurora, OH-Aurora
13	Reese, Jalen	QB	6-3	206	So.	Mansfield, OH-Mansfield
5	Remy, Marc***	S	5-11	190	Sr.	North Olmsted, OH-North Olmsted
84	Richards, Darryl*	WR	6-3	185	Jr.	Chagrin Falls, OH-Kenston
32x	Roberts, Keelen	CB	5-11	170	Fr.	Miami Gardens, FL-Carol City
80	Roberts, Michael**	TE	6-5	270	Sr.	Cleveland, OH-Benedictine
20x	Robinson, D'Ondre	CB	5-9	180	Fr.	Orange, NJ-Milford Academy
27	Robinson, Kahlil	DB	6-0	175	Fr. (R)	Charlotte, NC-Southlake Christian Academy
85	Rode, Josh*	PK	6-0	185	Sr.	Delphos, OH-St. John's
23	Rogers, DeJuan***	DB	6-0	190	Sr.	Detroit, MI-Cass Tech
95	Ross, Willie	DT	6-1	260	Fr.	Ravenna, OH-Ravenna
49	Schafer, Andrew	DB	5-11	186	Fr. (R)	Marian, IN-Marian
21x	Seymour, Shakif	RB	5-11	215	Fr.	Cleveland, OH-Parma Heights Holy Name
99	Skipper, Tuzar	DL	6-3	245	Jr.	Norwich, CT-Norwich Free Academy / Monroe (NY) College
20x	Smith, Brad	RB	5-8	195	Jr.	Clyde, OH-Clyde
47	Spelman, Brad**	LS	6-1	215	Jr.	Hilliard, OH-Bradley
10	Stepec, John***	DE	6-3	256	Sr.	Willoughby Hills, OH-Lake Catholic
2	Swanson, Terry**	RB	5-10	200	Jr.	Aliquippa, PA- Aliquippa
41	Swart, Nate	TE	6-5	225	Fr.	Washington, PA-Washington
3x	Swift, Connery**	DB	5-11	198	Sr.	Waynesboro, VA-Wilson Memorial/Virgina-Wise
17	Taafe, Tyler*	LB	6-1	220	So.	Hubbard, OH-Hubbard
8	Teachey, Josh*	CB	5-11	185	So.	Pomfret, MD-McDonough
33	Thompkins, Art	RB	5-8	178	Fr. (R)	Pittsburgh, PA-Woodland Hills
25	Thompson, Cody**	WR	6-2	200	Jr.	Huron, OH-Huron
37	Vest, Jameson*	PK	5-10	196	So.	Peachtree City, GA-Our Lady of Mercy
39	Vucelich, Samuel*	PK	5-11	182	Jr.	Powell, OH-Olentangy Liberty
81	Watkins, Rayshawn	WR	6-3	190	So.	Pepper Pike, OH-Orange
53	Weber, Bill	OL	6-5	322	So.	Coppell, TX-Coppell
29x	Weiland, Derich	WR	5-10	182	Jr.	Toledo, OH-Central Catholic
71	Weiss, Brant*	OL	6-6	285	Jr.	Sunbury, OH-Big Walnut
11x	Whitfield, Marcus	DB	6-0	178	So.	Massillon, OH-Washington
12x	Williams, Jacquez	WR	6-1	187	Fr.	Jacksonville Beach, FL-Sandalwood
34	Williams, Jhonny	DL	6-5	256	So.	Benton Harbor, MI-Berrien Springs / Notre Dame
34	Williams, Jordan	S	5-10	180	Fr.	Pflugerville, TX-Hendrickson
40	Wilson, Tre'Shun	S	6-0	205	Fr.	Montgomery, AL-Robert E. Lee
14	Winzler, Matthew	QB	6-3	190	Fr.	Toledo, OH-St. John's Jesuit
30	Woodley, Ja'Wuan**	LB	5-11	233	Jr.	Columbus, OH-Bishop Hartley
11	Woodside, Logan**	QB	6-2	201	Jr.	Frankfort, KY-Franklin County
83	Yousey, Zach***	WR	6-1	196	Sr.	Columbus, OH-Harvest Prep



2016 TOLEDO NUMERICAL ROSTER

No.	Name	Pos.	Ht.	Wt.	Cl.	Hometown-High School/Transfer or Prep
1	Jones-Moore, Damion***	RB	5-7	178	Sr.	Pittsburgh, PA-Central Catholic
2	Swanson, Terry**	RB	5-10	200	Jr.	Aliquippa, PA- Aliquippa
2x	Martin, Jordan**	CB	6-3	206	Jr.	Upper Marlboro, MD-Forestville Bishop McNamara
3	Hunt, Kareem***	RB	6-0	225	Sr.	Willoughby, OH-South
3x	Swift, Connery**	DB	5-11	198	Sr.	Waynesboro, VA-Wilson Memorial/Virgina-Wise
4	Jones, Corey***	WR	5-9	165	Sr.	Pittsburgh, PA-Penn Hills
5	Remy, Marc***	S	5-11	190	Sr.	North Olmsted, OH-North Olmsted
5x	Julian, Michael**	QB/P	6-5	232	Jr.	Hilton Head Island, SC-Hilton Head Island
6	Mathis, Trevon**	CB	6-0	174	Jr.	Pittsburgh, PA-Woodland Hills
6x	Guadagni, Mitchell	QB	6-2	199	Fr. (R)	Hudson, OH-Hudson
7	Johnson, Delando**	S	6-1	205	Sr.	Baltimore, MD-Calvert Hall College
7x	Johnson, Jon'Vea*	WR	6-0	185	So.	Gary, IN-West Side
8	Teachey, Josh*	CB	5-11	185	So.	Pomfret, MD-McDonough
8x	Davis, Andrew*	WR	6-4	192	So.	St. Petersburg, FL-Lakewood
9	Adeyiyi, Olasunkanmi*	DE	6-2	252	So.	Richmond, TX-Fort Bend Bush
10	Stepc, John***	DE	6-3	256	Sr.	Willoughby Hills, OH-Lake Catholic
10x	Gibson, Quentin	QB	6-3	200	So.	Marrero, LA-Archbishop Shaw
10x	Phillips, Desmond	WR	5-10	170	Fr.	Miami, FL-Jackson
11	Woodside, Logan**	QB	6-2	201	Jr.	Frankfort, KY-Franklin County
11x	Whitfield, Marcus	DB	6-0	178	So.	Massillon, OH-Washington
12	Howey, David	DB	5-11	185	Fr. (R)	Monroe, MI-St. Mary's Central Catholic
12x	Peters, Eli	QB	6-2	200	Fr.	Jacksonville, FL-Sandalwood
12x	Williams, Jacquez	WR	6-1	187	Fr.	Jacksonville Beach, FL-Sandalwood
13	Reese, Jalen	QB	6-3	206	So.	Mansfield, OH-Mansfield
13x	Hollman, Ka'dar	CB	6-0	190	So.	Burlington, NJ-Burlington Township
14	Winzeler, Matthew	QB	6-3	190	Fr.	Toledo, OH-St. John's Jesuit
15	Davis, Anthony*	LB	5-11	205	So.	Tampa, FL-Chamberlain
15x	N'Shaka, Neru	WR	5-11	180	Fr.	Miami Gardens, FL-Hallandale
15x	Floriea, Jake	QB	5-11	200	Fr.	Mentor, OH-Mentor
17	Taafe, Tyler*	LB	6-1	220	So.	Hubbard, OH-Hubbard
19	Johnson, Diontae*	WR	5-11	172	So.	Ruskin, FL- Lennard
19x	Meyers, Mark	CB	6-1	190	Sr.	Toledo, OH-Whitmer
20	Powell, Jeremi	LB	6-2	210	Sr.	Largo, FL-Pinellas Park/Florida
20x	Robinson, D'Ondre	CB	5-9	180	Fr.	Orange, NJ-Milford Academy
20x	Smith, Brad	RB	5-8	195	Jr.	Clyde, OH-Clyde
21	Blue, Dedarallo	S	6-0	195	Fr.	Seffner, FL-Armwood
21x	Seymour, Shakif	RB	5-11	215	Fr.	Cleveland, OH-Parma Heights Holy Name
22	McKinley-Lewis, Danzel	WR	5-10	180	Fr. (R)	Pittsburgh, PA-Seton LaSalle
23	Rogers, DeJuan***	DB	6-0	190	Sr.	Detroit, MI-Cass Tech
24	Clark, Justin	CB	5-11	165	Fr.	West Bloomfield, MI-West Bloomfield
25	Thompson, Cody**	WR	6-2	200	Jr.	Huron, OH-Huron
25x	Bransford, Calvin	S	6-1	210	Fr. (R)	Dayton, OH- Stebbins
26	Frazier, Kennedy*	CB	6-0	190	Jr.	Baltimore, MD-Calvert Hall College
27	Robinson, Kahlil	DB	6-0	175	Fr. (R)	Charlotte, NC-Southlake Christian Academy
28	Covington, Aaron	CB	5-9	176	Fr. (R)	Tampa, FL-Armwood
29	Linch, Jack**	LB	6-0	226	Jr.	Toledo, OH-Whitmer
29x	Gilliam, Reggie	RB	6-0	245	Fr.	Columbus, OH-Westland
29x	Weiland, Derich	WR	5-10	182	Jr.	Toledo, OH-Central Catholic
30	Woodley, Ja'Wuan**	LB	5-11	233	Jr.	Columbus, OH-Bishop Hartley
31	Quinn, Zach**	LB	6-3	225	Jr.	Aurora, OH-Aurora
32	Blackmon, Rhett	WR	5-9	183	Fr. (R)	Lansing, MI-Everett
32x	Roberts, Keelen	CB	5-11	170	Fr.	Miami Gardens, FL-Carol City
33	Thompkins, Art	RB	5-8	178	Fr. (R)	Pittsburgh, PA-Woodland Hills
34	Williams, Jhonny	DL	6-5	256	So.	Benton Harbor, MI-Berrien Springs / Notre Dame
34x	McCrimmon, Nevone	RB	5-11	235	Fr.	Baltimore, MD-Mount St. Joseph
34x	Williams, Jordan	S	5-10	180	Fr.	Pflugerville, TX-Hendrickson
35	High, Josh**	LB	6-0	223	Sr.	London, OH-London
35x	Jones, Ronnie	RB	6-1	185	Fr.	Pittsburgh, PA-Central Catholic
37	Vest, Jameson*	PK	5-10	196	So.	Peachtree City, GA-Our Lady of Mercy



2016 TOLEDO NUMERICAL ROSTER

37x	Blazevich, Michael	S	6-0	203	Sr.	Northwood, OH-Cardinal Stritch
39	Vucelich, Samuel*	PK	5-11	182	Jr.	Powell, OH-Olentangy Liberty
39x	Iverson, Quincy	DB	5-9	182	So.	Copley, OH-Copley
40	Wilson, Tre'Shun	S	6-0	205	Fr.	Montgomery, AL-Robert E. Lee
41	Swart, Nate	TE	6-5	225	Fr.	Washington, PA-Washington
42	Olekanma, Richard*	LB	6-2	245	So.	Downers Grove, IL-North
43	Davis, Erik	TE	6-2	190	Fr.	Rossford, OH-Rossford
44	Coleman, Jaylen**	LB	6-0	235	Sr.	Pittsburgh, PA-University Prep
45	Kulon, Adam	TE/FB	6-4	258	Jr.	Algonquin, IL-H.D. Jacobs
46	Fisher, Jordan	TE	6-3	232	Fr. (R)	Leesburg, VA-Tuscarora
47	Spelman, Brad**	LS	6-1	215	Jr.	Hilliard, OH-Bradley
48	Ellis, Nick**	P	5-10	175	Sr.	Pickerington, OH-Pickerington
49	Schafer, Andrew	DB	5-11	186	Fr. (R)	Marian, IN-Marian
50	Lancia, Connor	S	6-0	205	Fr. (R)	Columbus, OH-Bishop Ready
51	Norwood, Chris	LB	6-0	235	Fr. (R)	Toledo, OH-Central Catholic
52	Moore, Marquise**	DT	6-0	300	Jr.	Toledo, OH-Whitmer
53	Weber, Bill	OL	6-5	322	So.	Coppell, TX-Coppell
54	Boczar, Andrew	DL	6-4	236	Fr. (R)	Monroe, MI-Monroe
55	Maynard, Lucas	DE	6-3	238	Fr. (R)	Ashville, OH-Teays Valley
56	Cotterman, Chandler	OL	6-3	302	Fr. (R)	Anna, OH-Anna
57	Heidecker, Brandon	OL	6-6	315	Fr. (R)	Columbia Station, OH-Columbia
58	Bell, Cameron	OL	6-8	340	Fr. (R)	Sagamore Hills, OH-Nordonia
60	Jeppesen, Nate**	OL	6-3	265	Jr.	Portage, MI-Central
61	Paddy, Carter	OL	6-2	285	Fr. (R)	South Rockwood, MI-Monroe Jefferson
62	Fair, Jordan	OL	6-4	292	Fr. (R)	Mason, OH-William Mason
64	Ebert, Mike***	OL	6-6	300	Sr.	Sandusky, OH-Perkins
65	Doerger, Luke	OL	6-3	300	Fr.	Cincinnati, OH-La Salle
67	Kassem, Sami	OL	6-4	335	Jr.	Cincinnati, OH-Indian Hills / ASA (NY) College
68	Perschon, Paul*	OL	6-6	312	Sr.	Schaumburg, IL-Conant
71	Weiss, Brant*	OL	6-6	285	Jr.	Sunbury, OH-Big Walnut
72	Harris, Bryce	OL	6-3	295	Fr. (R)	Akron, OH-Firestone
73	Pfeiffer, Alex	OL	6-5	300	So.	Cincinnati, OH-Anderson
74	Norton, Storm***	OL	6-8	306	Sr.	Toledo, OH-Whitmer
76	Nkansah, Elijah**	OL	6-6	315	Jr.	Mason, OH-Mason
78	Atariwa, Yazeed*	OL	6-4	312	So.	Sterling, VA-Dominion
79	Lozar, Zach	LS	6-0	210	Sr.	Willoughby Hills, OH-St. Ignatius
80	Roberts, Michael**	TE	6-5	270	Sr.	Cleveland, OH-Benedictine
81	Watkins, Rayshawn	WR	6-3	190	So.	Pepper Pike, OH-Orange
83	Yousey, Zach***	WR	6-1	196	Sr.	Columbus, OH-Harvest Prep
84	Richards, Darryl*	WR	6-3	185	Jr.	Chagrin Falls, OH-Kenston
85	Rode, Josh*	PK	6-0	185	Sr.	Delphos, OH-St. John's
85x	Adams, Adrian	WR	5-11	170	Fr.	St. Petersburg, FL-Lakewood
86	Allen, Liam*	WR	6-0	180	Jr.	Toledo, OH-St. John's
87	Morant, Elijah	WR	6-0	192	Jr.	Toledo, OH-Central Catholic
88	Montgomery, D'Vario	WR	6-6	213	Sr.	Winter Park, FL-Winter Park/Iowa State
89	Davis, Michael	WR	6-1	185	Fr.	Flower Mound, TX-Marcus
90	Davis, LaMarr	DL	6-1	305	Fr. (R)	Garfield Heights, OH-Benedictine
91	Hester, Treyvon***	DT	6-3	300	Sr.	Pittsburgh, PA-Penn Hills
92	Davis, Daniel	DE	6-3	265	Jr.	Grand Blanc, MI-Grand Blanc
93	Childress, Nate	DL	6-3	292	Fr. (R)	Rossford, OH-Rossford
94	Mathews, Edrick	DT	6-3	276	Fr.	Detroit, MI-Cass Tech
95	Ross, Willie	DT	6-1	260	Fr.	Ravenna, OH-Ravenna
96	Hood, David	DT	6-1	273	Fr.	Miami Gardens, FL-Carol City
97	Moore, Earl	DL	6-1	302	Sr.	Tampa, FL-Hillsborough/Miami (FL)
98	Coeling, Chad	DL	6-2	265	Fr. (R)	Centerville, OH-Centerville
99	Skipper, Tuzar	DL	6-3	245	Jr.	Norwich, CT-Norwich Free Academy / Monroe (NY) College

Roster as of Sept. 18, 2016
x - duplicate number



TOLEDO PLAYERS TO WATCH



TREYVON HESTER

91

Defensive Tackle • 6-3 • 300 • Sr.
Pittsburgh, PA • Penn Hills HS

2016 BRONKO NAGURSKI TROPHY CANDIDATE
2016 OUTLAND TROPHY CANDIDATE
2014 SECOND-TEAM ALL-MAC
2013 THIRD-TEAM ALL-MAC

2016

13 tackles, 3.0 sacks...Tied for team lead and tied for eighth in MAC with 5.0 tackles for loss...Tied career best with 2.5 TFL vs. Fresno State...1.5 TFL vs. Maine...Five tackles and one sack vs. Arkansas State...On official watch lists for the Bronko Nagurski Trophy (top defensive player) and Outland Trophy (top interior lineman)...Voted team captain by his teammates.

2015

Starter in all 12 games at defensive tackle...34 tackles, 6.5 TFL, 2.5 sacks, five QB hurries...Four tackles, two QB hurries and a pass breakup in bowl win over Temple...Season-high five tackles vs. BGSU...Four tackles, career-tying best 2.5 TFL and a sack vs. Arkansas State...Forced fumble on the sack that was recovered on ASU's three-yard line and led to UT touchdown one play later...Four tackles and one TFL vs. Arkansas.

2014

Second-team All-MAC...45 tackles, 7.0 TFL...Season-high eight tackles vs. Northern Illinois...Six tackles vs. Cincinnati and EMU...Career-best 2.5 tackles for loss vs. Arkansas State in the GoDaddy Bowl...Notched at least one tackle behind the line of scrimmage in nine games.

2013

Named third-team All-MAC as a freshman...Played in all 12 games, starting nine...Totaled 39 tackles...7.5 tackles for loss...3.5 sacks...One pass breakup...Career-high nine tackles vs. Navy.

2012

Sat out season as a redshirt.

HIGH SCHOOL

Signed with the Rockets in 2012 but did not join the program until 2013...Earned first-team all-state and first-team All-WPIAL honors...Three-star recruit by Rivals.com...Chosen to *Pittsburgh Tribune's* "Fabulous 22" team and *Pittsburgh Post-Gazette's* "Terrific 25" team...As a junior, made second-team all-state as an offensive lineman...High school coach was Ron Graham.

PERSONAL

Full name is Treyvon Ramal Hester...Birthdate: Sept. 21, 1992...Parents are Anthony Hester and Theresa Reynolds...Criminal justice major.

Treyvon Hester's Career Statistics

Year	G/S	UT	AT	TT	TFL	Sack	FF	Int	BrUp	QBH
2012					DNP - Redshirt					
2013	12/9	16	23	39	7.5	3.5	0	1	1	1
2014	13/11	22	27	49	9.5	2.0	2	0	1	10
2015	12/12	17	17	34	6.5	2.5	1	0	1	5
2016	3/3	7	6	13	5.0	3.0	0	0	0	0
Totals	40/35	62	73	135	28.5	11.0	3	1	3	16

CAREER GAME HIGHS

Tackles: 9 (Navy, 10-19-13)

Tackles For Loss: 2.5 (Twice, last vs. Fresno State, 9-17-16)





TOLEDO PLAYERS TO WATCH



KAREEM HUNT

3

Running Back • 6-0 • 225 • Sr.
Willoughby, OH • South HS

- 2016 DOAK WALKER AWARD CANDIDATE**
- 2016 MAXWELL AWARD CANDIDATE**
- 2015 SECOND-TEAM ALL-MAC**
- 2015 GODADDY BOWL MVP**
- 2014 FIRST-TEAM ALL-MAC**

Career

Ranks third in career rushing at UT with 3,737 yards...Needs 1,113 yards to pass Chester Taylor (4,849 yards from 1998-2001) as UT's all-time leading rusher...Career rushing average of 6.54 yards per carry ranks first all-time at UT...Has rushed for over 100 yards in 21 games as a collegian, the second-best mark in UT history...Rushed for at least 100 yards in 12 straight games from his final game in 2013 through his first game in 2015, tying Wasean Tait (1995) for most consecutive 100-yard games at UT.

2016

Leads team with 267 yards rushing...Third in MAC with 89.0 yards per game...Also has five receptions for 27 yards...Season-high 123 yards and one TD on 19 carries vs. Fresno State...Rushed for 78 yards and one touchdown in season opener vs. Arkansas State...66 yards on 15 carries vs. Maine...On official watch lists for Maxwell Award (nation's top player) and Doak Walker Award (top running back).

2015

Named second-team All-MAC...Led team with 973 yards rushing...MAC leader and 23rd in country with 108.1 yards per game...Rushed for 79 yards and two TDs in 32-17 win over Temple in the Marmot Boca Raton Bowl...Last rush was a 41-yard TD to seal the win...Rushed for 100+ yards in each of last four regular-season games...139 yards and one TD vs. WMU...Season-high 153 yards and two TDs vs. Bowling Green...Named MAC West Offensive Player of the Week for his performance vs. the Falcons...113 yards and two TDs vs. CMU...140 yards and two TDs on 25 attempts vs. NIU...90 yards on 20 carries vs. UMass...Returned to lineup with 85 yards rushing and two TDs in 16 attempts vs. Kent State...Sat out Arkansas State and Ball State games due to hamstring injury...

Rushed for 129 yards in 24 carries vs. Iowa State...Named MAC West Division Offensive Player of the Week for his effort vs. ISU...Nine receptions for 45 yards.

2014

First-team All-MAC selection...Led MAC and ranked 10th in nation with 1,631 yards rushing...Second-highest rushing total in Toledo history...Led MAC and was third in nation with 163.1 yards per game...Led league and ranked second nationally with 7.96 yards per carry...Became the 15th Rocket to gain 1,000 yards in a season in first quarter vs. BGSU...Third-fastest player in school history to reach the 1,000-yard mark, doing so in 27 quarters...Rushed for 100 or more yards in all 10 games in which he played...Had 11 runs of at least 20 yards (second-most in the nation), 11 runs of at least 30 yards and seven of at least 40...Gained career-best 271 yards and scored five TDs in Toledo's 63-44 win over Arkansas State in the GoDaddy Bowl...271 yards rushing ranks fourth all-time at UT...Five TDs tied the all-time bowl record set by two others, most recently Oklahoma State's Barry Sanders in the 1988 Holiday Bowl...Named MVP of the GoDaddy Bowl and named to All-Bowl Team by the *Associated Press*...Rushed for 265 yards and scored two TDs on 30 attempts in 27-20 win vs. BGSU...265 yards rushing is the fifth-highest in UT history...Career-best 91-yard touchdown run vs. BGSU was the third-longest rush in Toledo history...198 yards on 26 carries vs. UMass on Oct. 25...Returned to lineup vs. UMass after missing previous three games due to ankle injury...Rushed for 142 yards on 12 carries vs. Ball State, all in the first half...Rushed for 101 yards on 12 carries vs. Cincinnati, all in the first half...Did not play in the second half of both those games due to injuries...Gained 148 yards and scored three TDs on just 15 carries vs. Missouri...Rushed for 136 yards and two touchdowns on 20 carries vs. New Hampshire...Caught nine passes on the season for 39 yards.three TDs on just 15 carries vs. Missouri...Rushed for 136 yards and two touchdowns on 20 carries vs. New Hampshire...Caught nine passes on the season

Kareem Hunt's Career Statistics

Year	G/S	Att.	Yds.	Avg.	TD	LP
2013	12/3	137	866	6.3	6	52-Navy
2014	10/10	205	1631	8.0	16	91-Bowling Green
2015	9/8	178	973	5.5	12	41-Three times
2016	3/3	51	267	5.2	2	19-Arkansas State
Totals	34/24	571	3737	6.5	36	91-Bowling Green

CAREER GAME HIGHS

- Rushing Yards:** 271 (Arkansas State, 1-4-15)
- Rushing Attempts:** 32 (Arkansas State, 1-4-15)
- Rushing TDs:** 5 (Arkansas State, 1-4-15)





TOLEDO PLAYERS TO WATCH

for 39 yards.

2013

Second on team and ninth in MAC with 866 yards rushing...Ninth in MAC in rushing yards per game (72.2)...Second among running backs in MAC behind David Fluellen with 6.3 yards per carry...Rushed for over 100 yards five times...Rushed for season-high 186 yards on 31 carries vs. Buffalo...Rushed for 168 yards and two TDs on 20 attempts vs. EMU...Started in place of injured David Fluellen in EMU and Buffalo games...Rushed for 127 yards on 15 carries vs. Navy...114 yards on 21 attempts at Bowling Green...12 receptions for 68 yards.

High School

Rushed for 2,685 yards and 44 touchdowns as a senior, setting the all-time rushing record for Lake County...Averaged 11 yards per carry for the 10-1 Rebels...Earned first-team all-state, all-district and all-conference honors...Three-star recruit by Rivals.com and 24/7Sports.com...Returned two kickoffs for touchdowns...Finalist for "Mr. Football" in Ohio...As a junior, rushed for 2,519 yards and 39 TDs on nine yards per carry, earning first-team all-conference honors...Played basketball...Reached 6-foot-5 inches in the high jump...High school coach was Matt Duffy.

Personal

Full name is Kareem AJ Hunt...Birthdate: Aug. 6, 1995...Parents are Kareem Hunt and Stephanie Riggins...Has one brother, Clarence Riggins...Criminal justice major.



Kareem Hunt's Career Rushing By Game

2013

Opponent	Att.	Yds	Avg	TD	LP
at Florida	2	0	0.0	0	0
at Missouri	1	1	1.0	0	1
Eastern Washington	5	27	5.4	0	16
at Central Michigan	1	1	1.0	0	1
at Ball State	0	0	0.0	0	0
Western Michigan	3	48	16.0	0	22
Navy	15	127	8.5	2	52
at Bowling Green	21	114	5.4	1	21
Eastern Michigan	20	168	8.4	2	39
Buffalo	31	186	6.0	1	32
Northern Illinois	19	91	4.8	0	22
at Akron	19	103	5.4	0	16

2014

Opponent	Att.	Yds	Avg	TD	LP
New Hampshire	20	136	6.8	2	32
Missouri	15	148	9.9	3	45
at Cincinnati	12	101	8.4	1	21
Ball State	12	142	11.8	1	43
Central Michigan			DNP-Injured		
at Western Michigan			DNP-Injured		
at Iowa State			DNP-Injured		
UMass	26	198	7.6	1	36
at Kent State	18	141	7.8	0	43
at Northern Illinois	18	119	6.6	0	23
Bowling Green	30	265	8.8	2	91
at Eastern Michigan	22	110	5.0	1	12
Arkansas State	32	271	8.5	5	44

2015

Opponent	Att.	Yds	Avg	TD	LP
at Arkansas			DNP		
Iowa State	24	129	5.4	0	39
Arkansas State			DNP-Injured		
at Ball State			DNP-Injured		
Kent State	16	85	5.3	2	22
Eastern Michigan	9	45	5.0	1	14
at UMass	20	90	4.5	0	12
Northern Illinois	25	140	5.6	2	37
at Central Michigan	20	113	5.7	2	41
at Bowling Green	29	153	5.3	2	41
Western Michigan	20	139	6.9	1	28
Temple	15	79	5.3	2	41

2016

Opponent	Att.	Yds	Avg	TD	LP
at Arkansas State	17	78	4.6	1	19
Maine	15	66	4.4	0	12
Fresno State	19	123	6.5	1	16



TOLEDO PLAYERS TO WATCH

KAREEM HUNT IN THE TOLEDO RECORD BOOK

CAREER RUSHING

Rushing Yards

- Chester Taylor (1998-2001)..... 4,849
- Wasean Tait (1993-98) 4,338
- Kareem Hunt (2013-present) 3,737**
- Trinity Dawson (2002-05)..... 3,474
- David Fluellen (2010-13)..... 3,336
- Jalen Parmele (2004-07) 3,119
- Casey McBeth (1991-94)..... 2,719
- DaJuane Collins (2006-09)..... 2,588
- Steve Morgan (1981-84)..... 2,540
- Kelvin Farmer (1983-86) 2,483

Rushing Average

(minimum 200 attempts)

- Kareem Hunt (2013-present) 6.54**
- Adonis Thomas (2008-11) 6.18
- Terry Swanson (2014-present) 6.16**
- David Fluellen (2010-13) 5.95
- Chester Taylor (1998-2001)..... 5.81
- DaJuane Collins (2006-09)..... 5.77
- Jalen Parmele (2004-07) 5.30
- Morgan Williams (2008-11) 5.27
- Robert Pfefferle (1966-68)..... 5.22
- Wasean Tait (1993-98) 5.18

100-Yard Rushing Games

- Chester Taylor (1998-2001) 27
- Kareem Hunt (2013-present) 21**
- Wasean Tait (1993-98)..... 18
- Trinity Dawson (2002-05) 15
- David Fluellen (2010-13)..... 13
- Roland Moss (1966-68)..... 11
- Jalen Parmele (2004-07)..... 11
- Adonis Thomas (2008-11) 11
- Neil Trotter (1987-90)..... 10
- Casey McBeth (1991-94)..... 10
- Adonis Thomas (2008-11) 10

200-Yard Rushing Games

- Chester Taylor (1998-2001) 4
- David Fluellen (2010-13)..... 4
- Wasean Tait (1993-98)..... 3
- Kelvin Farmer (1983-86) 2
- Emerson Cole (1947-49) 2
- Kareem Hunt (2013-present) 2**

Rushing Touchdowns

- Chester Taylor (1998-2001)..... 56
- Wasean Tait (1993-98) 38
- Kareem Hunt (2013-present) 36**
- Joe Schwartz (1970-72) 35
- Roland Moss (1966-68) 32

Consecutive 100-Yard Rushing Games

- Wasean Tait (1995) 12
- Kareem Hunt (2013-15) 12**
- Jalen Parmele (2007) 7
- David Fluellen (2012) 6
- David Fluellen (2013) 6
- Roland Moss (1968) 5
- Kelvin Farmer (1986) 5
- Arnold Smiley (1981)..... 5
- Adonis Thomas (2011) 5

SEASON RUSHING

Rushing Yards

- Wasean Tait (1995)..... 2,090
- Kareem Hunt (2014)..... 1,631**
- Chester Taylor (2001) 1,620
- Kelvin Farmer (1986)..... 1,532
- Jalen Parmele (2007) 1,511
- David Fluellen (2012)..... 1,498
- Chester Taylor (2000) 1,470
- Trinity Dawson (2005) 1,294
- Steve Morgan (1984)..... 1,291
- Dwayne Harris (1997) 1,278

Average Yards Per Carry

- Kareem Hunt (2014) 205/1631 7.96**
- Jim Hays (1950) 74/572 7.73
- Emerson Cole (1949) 160/1162 7.26
- Terry Swanson (2015) 107/749..... 7.00**
- David Fluellen (2013) 167/1121 6.71
- Jim Hays (1949) 43/286 6.65
- Chester Taylor (1999) 182/1176 6.46
- Adonis Thomas (2010) 175/1098 6.27
- Adonis Thomas (2011) 171/1071 6.26
- Julius Taormina (1953) 72/444 6.16

100-Yard Games

- Wasean Tait (1995) 12
- Chester Taylor (2000) 10
- Kareem Hunt (2014)..... 10**
- Roland Moss (1968) 8
- Chester Taylor (2001) 8
- Dwayne Harris (1997) 7
- Chester Taylor (1999) 7
- Trinity Dawson (2005)..... 7
- Jalen Parmele (2007) 7
- David Fluellen (2012) 7

Quickest to 1,000 Yards

- Wasean Tait (1995) 25 Qtrs.
- Dwayne Harris (1997) 26 Qtrs.
- Kareem Hunt (2014)..... 27 Qtrs.**
- David Fluellen (2013) 28 Qtrs.
- Kelvin Farmer (1986) 31 Qtrs.

Rushing Yards By a Freshman

- Morgan Williams (2008) 1,010
- Troy Parker (1990) 879
- Kareem Hunt (2013)..... 866**
- Astin Martin (2002) 785
- Trinity Dawson (2002)..... 754

Rushing Yards By a Sophomore

- Kareem Hunt (2014)..... 1,631**
- Chester Taylor (1999) 1,176
- Arnold Smiley (1981)..... 1,013
- Trinity Dawson (2003)..... 999
- Wasean Tait (1994) 917

Rushing Touchdowns

- Wasean Tait (1995)..... 24
- Chester Taylor (2001) 21
- Chester Taylor (2000) 18
- Joe Schwartz (1971) 18
- Kelvin Farmer (1986)..... 16
- Kareem Hunt (2014)..... 16**

GAME RUSHING

Yards Rushing

- Morgan Williams vs. Miami (2008) 330
- Casey McBeth vs. Akron (1994) 304
- Asa Jenkins vs. Davis & Elkins (1951)..... 289
- Kareem Hunt vs. Ark. St. (2014) 271**
- Kareem Hunt vs. BGSU (2014) 265**
- Jalen Parmele vs. Ohio (2007) 241
- Emerson Cole vs. N. Dakota (1949) 230
- Chester Taylor vs. N. Illinois (2000) 230
- David Fluellen vs. Buffalo (2012)..... 228
- Wasean Tait vs. BGSU (1995)..... 224

Longest Run From Scrimmage

- Ben Tombaugh vs. Austin Peay (1988)..... 95
- Jalen Parmele vs. Ball State (2006) 92
- Kareem Hunt vs. BGSU (2014) 91**
- Terry Swanson vs. EMU (2015) 90**
- Jim Gray vs. Bowling Green (1963)..... 88
- Terry Swanson vs. KSU (2015) 88**

Longest Touchdown Run

- Ben Tombaugh vs. Austin Peay (1988)..... 95
- Jalen Parmele vs. Ball State (2006) 92
- Kareem Hunt vs. Bowling Green (2014) .. 91**
- Adonis Thomas vs. FIU (2010) 87
- Morgan Williams vs. Miami (2008) 86

Rushing Touchdowns

- Gib Stick vs. Findlay (1923) 5
- Joe Schwartz vs. Kent State (1971) 5
- Kareem Hunt vs. Arkansas St. (2014) ... 5**





TOLEDO PLAYERS TO WATCH



COREY JONES

4

Wide Receiver / Punt Returner • 5-9 • 165 • Sr.
Pittsburgh, PA • Penn Hills HS

2016 BILETNIKOFF AWARD CANDIDATE
2016 HORNING AWARD CANDIDATE
2015 FIRST-TEAM ALL-MAC
2014 SECOND-TEAM ALL-MAC

2016

Team-best 13 receptions for 184 yards and one TD...Four receptions vs. Fresno State...Three catches for 100 yards vs. Maine, including a career-long 85-yard TD catch...Six receptions for 54 yards vs. Arkansas State...On official watch list for the Paul Hornung Award (most versatile) and candidate for Biletnikoff Award (top receiver).

2015

Named first-team All-MAC as a punt returner...Led MAC with 10.2 yards per punt return...Team leader with 55 receptions...Tied for team-best five TD catches...Caught 26-yard TD in 32-17 win over Temple in Boca Raton Bowl...Four receptions vs. BGSU...Eight catches for 88 yards and one TD vs. UMass...Seven catches for season-high 90 yards vs. EMU...Eight catches for 61 yards and one TD vs. Arkansas.

2014

Second-team All-MAC selection...Team leader with 68 receptions and 812 receiving yards...Sixth in MAC with 5.2 catches per game, 10th in receiving yards (64.8)...Averaged 6.4 yards per attempt on 24 punt returns...Had at least two receptions in every game...Named MAC West Special Teams Player of the Week for his performance vs. EMU on Nov. 28...Had 50-yard punt return to set up

a TD...Career-best 69-yard TD reception from Dwight Macon in NIU game...Had 42-yard TD catch vs. UMass...Set career highs in receptions (12) and receiving yards (118) vs. Iowa State...Named MAC West Special Teams Player of the Week for his performance vs. Ball State on Sept. 20...Had two punt returns for 35 and 31 yards, both of which set up Toledo touchdowns...Had 11 receptions for 93 yards vs. Cincinnati...Eight catches for 106 yards vs. CMU...Had a 64-yard TD reception vs. New Hampshire...Caught key 33-yard reception in final drive to set up game-tying field goal vs. WMU.

2013

Played in 10 games...Rushed for four yards on two carries.

HIGH SCHOOL

Signed with the Rockets in 2012 but did not join the program until 2013...Four-star recruit and No. 41 receiver in the nation by [Scout.com](#) coming out of high school...[Rivals.com](#) and [24/7 Sports](#) ranked him as a three-star recruit...In the state of Pennsylvania, ranked No. 16 by [24/7 Sports](#), No. 17 by Rivals, and No. 19 by [ESPN.com](#)...Totaled 2,135 receiving yards on 160 receptions and 39 touchdowns in high school career...65 receptions for 870 yards and 15 touchdowns as a senior...Earned All-WPIAL honors and spot on the *Pittsburgh Post-Gazette* "Fab 22" team.

PERSONAL

Full name is Corey Wendelle Jones...Birthdate: Feb. 24, 1993...Parents are Corey and Michelle Jones...IDVP interdisciplinary studies major.

Corey Jones' Career Statistics

Receiving

Year	G/S	Rec.	Yds.	Avg.	TD	LP
2013	10/0	0	0	0.0	0	NA
2014	13/13	68	842	12.4	5	69-NIU
2015	12/11	55	577	10.5	5	55-EMU
2016	3/3	13	184	14.2	1	85-Maine
Totals	38/27	136	1603	11.8	11	85-Maine

Punt Returns

Year	G	Att.	Yds.	Avg.	TD	LP
2013	10	2	3	1.5	0	4-EMU
2014	13	24	153	6.4	0	50-EMU
2015	12	19	193	10.2	0	48-KSU
2016	3	7	34	4.9	0	8-Maine
Totals	38	52	383	7.4	0	50-EMU

CAREER GAME HIGHS

Receptions: 12 (Iowa State, 10-11-14)

Receiving Yards: 118 (Iowa State, 10-11-14)

Touchdowns: 1 (11 times, last vs. Maine, 9-10-16)





TOLEDO PLAYERS TO WATCH



DAMION JONES-MOORE ¹

Running Back • 5-7 • 178 • Sr.
Pittsburgh, PA • Central Catholic HS

vs. New Hampshire...Starter vs. Central Michigan on Sept. 27.

2013

Played in 10 games...Third on team with 267 rushing yards...Season-high 67 yards vs. EMU...Led team with 7.2 yards per carry.

2012

Sat out season as a redshirt.

HIGH SCHOOL

4,817 rushing yards and 72 touchdowns in high school career...1,632 yards and 32 touchdowns as a senior...WPIAL AAAA first-team all-conference and first-team all-state...As a senior, was a PIAA Mercury Award finalist, presented annually to the region's top high school football player...SCS Sports World Player of the Year and the Rivalry Series MVP...As a junior, rushed for 1,074 yards and 16 TDs...SCS Sports World Offensive MVP...WTAE-TV Playbook Athlete of the Week...WPIAL AAAA first-team all-conference...WPIAL AAAA first-team all-conference team as a sophomore...Honorable mention as a freshman...Mercury Award finalist as a sophomore when he rushed for 1,359 yards and 15 TDs...Scout.com ranked him as the No. 61 running back in the country.

PERSONAL

Full name is Damion Joseph Jones-Moore...Birthdate: Nov. 10, 1993...Parents are Joseph Moore and Charlene Jones...Has three brothers, Jason, Marcus and Elijah...Major is interdisciplinary studies.

2016

Third on team with 128 yards rushing on 20 carries...Came out with an injury in first quarter of Fresno State game...Expected to play vs. BYU...Team-high 81 yards on 11 carries vs. Arkansas State.

2015

Third on team with 404 yards rushing and five rushing TDs...82 yards and one TD vs. EMU...Started vs. Ball State, rushing for 85 yards and one TD...Started vs. Arkansas State, rushing for 64 yards and one TD...Rushed 27 yards on six carries vs. Iowa State...10-yard TD run in second overtime was the game-winner vs. Cyclones...Rushed for 68 yards and one TD on 11 attempts vs. Arkansas.

2014

Played in 12 games, starting one...Third on team with 460 yards rushing on 80 carries...Rushed for six TDs and caught nine passes for 70 yards...Career-high 103 yards on 15 carries in GoDaddy Bowl...Named Offensive MVP in that game...70 yards rushing in the season opener



Damion Jones-Moore's Career Statistics

Year	G/S	Att.	Yds.	Avg.	TD	LP
2013	10/0	37	267	7.2	5	53-Buffalo
2014	12/1	80	460	5.8	6	42-UNH
2015	10/2	83	410	4.9	5	40-EMU
2016	3/0	20	128	6.4	0	42-Ark. St.
Totals	35/3	220	1265	5.8	16	53-UB

CAREER GAME HIGHS

Rushing Yards: 103 (Arkansas State, 1-4-15)

Rushing Attempts: 15 (Arkansas State, 1-4-15)



TOLEDO PLAYERS TO WATCH



STORM NORTON

74

Offensive Lineman • 6-8 • 306 • Sr.
Toledo, OH • Whitmer HS

2016 OUTLAND TROPHY CANDIDATE
2015 FIRST-TEAM ALL-MAC

2016

Leader of an offensive line that has not allowed a sack this year, and none in 12 of last 15 games overall...Rocket offense ranks sixth in nation in total offense (563.6)...On official watch list for the Outland Trophy (top interior lineman)... Voted team captain by his teammates.

2015

Named first-team All-MAC at left tackle...Named to the AP All-Bowl Team...Leader of an offensive line that allowed just five sacks in 411 passing attempts, the second-lowest total in the country...Rocket offense led MAC in rushing (207.9 yards/game), ranked third in scoring offense (35.0) and total offense (460.9)...Offensive line was one of 20 in the nation named as a semifinalist for Joe Moore Award honoring best O-line in the nation.....Was on official watch list for Rotary Lombardi Award.

2014

Played in all 13 games, starting three...Moved into starting slot at left tackle for final three games of the season...Replaced Josh Hendershot, who slid over to center spot when Greg Mancz went down with an injury...Key reserve on offensive line that powered Rocket offense that ranked No. 1 in MAC in total offense (486.3) and in rushing offense (247.3) and tied for No. 3 in sacks allowed (16)...Named Academic All-MAC (3.270 GPA in criminal justice).

2013

Saw action in seven games as a reserve offensive lineman.

2012

Sat out season as a redshirt.

HIGH SCHOOL

First-team all-state, all-district and all-conference honors as a senior...First-team All-Toledo Blade and district Lineman of the Year... As a junior, received second-team all-district and all-conference recognition...Honorable mention All-Toledo Blade team...Participated in track & field...11 of his high school teammates have played college footballHigh school coach was Joe Palka.

PERSONAL

Full name is Storm Willis Norton...Birthdate: May 16, 1994...Parents are Phil and Karen Norton...Has an older brother, Beau... Communication major...Graduated last spring and is working on his second bachelor's degree.



MICHAEL ROBERTS

80

Tight End • 6-5 • 270 • Sr.
Cleveland, OH • Benedictine HS

2016 JOHN MACKEY AWARD CANDIDATE

2016

10 catches for 123 yards...Leads MAC with five TD receptions... Three catches and two TDs vs. Fresno State...Tied career best with four receptions and added two TDs vs. Arkansas State... Caught 21-yard TD pass vs. Maine... On official watch list for the John Mackey Award, given annually to nation's top tight end.

2015

Played in 12 games at tight end, starting one...Led Rocket tight ends with 21 receptions and 234 yards receiving...Career-high four catches vs. EMU...Three catches for 46 yards vs. Temple in Boca Raton Bowl...Caught TD passes vs. Ball State, EMU, UMass and CMU.

2014

Played in nine games, making four receptions with two TDs...Two catches and a TD vs. UMass and EMU.

2013


Played in three games as tight end.

HIGH SCHOOL

Earned first-team all-league honors in his junior and senior seasons...Caught 51 passes as a senior...High school coach was Ben Malbasa.

PERSONAL

Full name is Michael Lorenzo Roberts...Birthdate: May 7, 1994... Mother is Maria Young...Has one brother, Freeman...Criminal justice major.



Michael Roberts' Career Statistics

Year	G/S	Rec.	Yds.	Avg.	TD	LP
2013	3/0	0	0	0.0	0	NA
2014	9/0	4	65	16.2	2	36-UMass
2015	12/1	21	234	11.1	4	26-Temple
2016	3/3	10	123	12.3	5	33-Fresno
TOTALS	27/4	35	422	12.1	11	36-UMass

CAREER GAME HIGHS

Receiving Yards: 50 (UMass, 10-25-14)

Receptions: 4 (Twice, last vs. Arkansas State, 9-2-16)

Touchdown Receptions: 2 (Twice, last vs. Fresno St, 9-17-16)



TOLEDO PLAYERS TO WATCH



DEJUAN ROGERS

23

Defensive Back • 6-0 • 190 • Sr.
Detroit, MI • Cass Tech HS

2016 JIM THORPE AWARD CANDIDATE
2015 THIRD-TEAM ALL-MAC

2016

11 tackles, two pass breakups...Two breakups vs. Maine...Candidate for Jim Thorpe Award, honoring nation's best defensive back... Voted team captain by his teammates.

2015

Named third-team All-MAC...Third on team in tackles (67) and second in pass breakups (11)...Six tackles and two breakups vs. Temple in Boca Raton Bowl...Seven tackles, plus a forced fumble, a fumble recovery and a pass breakup vs. WMU...Five tackles, a fumble recovery and a pass breakup vs. BGSU...Missed EMU and UMass games due to injury...Returned vs. NIU, racking up seven tackles, one forced fumble and one pass breakup...Named Walter Camp National Defensive Player of the Week for his performance vs. Arkansas...Recorded career-high 11 tackles and an interception in the end zone vs. the Razorbacks...First Toledo player to earn Walter Camp National Player of the Week honors, and first honoree from the MAC since Northern Illinois QB Jordan Lynch in 2013...10 tackles, one TFL and one breakup vs. Iowa State... Four tackles, two breakups vs. Arkansas State.

2014

Played in 13 games at safety, starting nine...Fourth on team with 67 tackles...3.5 TFL and two passes broken up...Twice had career-high eight tackles, vs. Missouri and Northern Illinois...Had at least six tackles in five games.

2013

Played in all 12 games at safety...Started two games vs. BGSU and EMU...23 total tackles, 16 unassisted...One interception and two pass breakups...Season-high six tackles vs. Navy.

HIGH SCHOOL

Three-star recruit and No. 72 cornerback in the nation by Scout.com...Earned honorable mention All-Detroit honors as a senior... Totalled 93 tackles, three forced fumbles and one interception... Led his school to the Division I state championship...As a junior, had 60 tackles and one interception...Comes from the same high school as Rocket teammate Kishon Wilcher.

PERSONAL

Full name is DeJuan Marcelle Rogers...Birthdate: Jan. 31, 1995... Parents are DeJuan Rogers and the late Etoyia Barkley...Has three siblings, Davis Rogers, Azane Wright and Tyrese Barkley...Interdisciplinary studies major.



DeJuan Rogers' Career Statistics

Year	G/S	UT	AT	TT	TFL	Sack	FF	Int	BrUp	QBH
2013	12/2	16	7	23	0	0	0	0	0	0
2014	13/9	40	27	67	3.5	1.0	0	0	2	0
2015	10/10	42	25	67	1.0	0	3	1	11	0
2016	3/3	4	7	11	0	0	0	0	2	0
Totals	38/24	102	66	168	4.5	1.0	3	1	15	0

CAREER GAME HIGHS

Tackles: 11 (Arkansas, 9-12-15)

Pass Breakups: 2 (Twice, last vs. Maine, 9-10-16)



TOLEDO PLAYERS TO WATCH



JOHN STEPEC

10

Defensive End • 6-3 • 256 • Sr.
Willoughby Hills, OH • Lake Catholic HS

2016

Team leader with 19 tackles....Tied for team lead and tied for eighth in MAC with 5.0 tackles for loss...Career-high eight tackles at Arkansas State...Career-best 2.0 TFL vs. Maine and Fresno State... Voted team captain by his teammates.

2015

Played in all 12 games, starting one, the season-opener vs. Arkansas...24 tackles, 5.5 TFL, 3.0 sacks...Twice had career-high seven tackles, vs. Arkansas State and Central Michigan.

2014

Played in all 13 games as a reserve defensive end, making nine tackles.

2013

Saw action in seven games...10 tackles and two tackles for loss... Season-high six tackles vs. Navy.

HIGH SCHOOL

Three-star recruit by [Scout.com](#)...Earned first-team all-state honors...Named district Defensive Player of the Year by the *Associated Press* in both his junior and senior seasons...Twice named first-team all-county and first-team all-conference...Named to the Ohio North-South All-Star Game...64 tackles as a defensive end and rushed for 377 yards and six touchdowns as a senior... As a junior, had 80 tackles, including 27 tackles for loss and 12 sacks, while scoring eight touchdowns on offense...High school coach was Mike Bell.

PERSONAL

Full name is John Thomas Stepec...Birthdate: Nov. 4, 1994...Parents are Tom and Maria Stepec...Has a brother, Joe, and a sister, Katie...Criminal justice major.

John Stepec's Career Statistics

Year	G/S	UT	AT	TT	TFL	Sack	FF	Int	BrUp	QBH
2013	7/0	6	4	10	2.0	0.0	0	2	0	2
2014	13/0	8	1	9	0.0	0.0	0	0	0	0
2015	12/1	12	12	24	5.5	3.0	0	0	1	2
2016	3/3	12	7	19	5.0	2.0	0	0	0	3
Totals	35/4	38	24	62	12.5	5.0	0	2	1	7

CAREER GAME HIGHS

Tackles: 8 (Arkansas State, 9-2-16)

Tackles for Loss: 2.0 (Twice, last vs. Fresno State, 9-17-16)



TERRY SWANSON

2

Running Back • 5-10 • 200 • Jr.
Aliquippa, PA • Aliquippa HS

2015 SECOND-TEAM ALL-MAC

2016

Fourth on team in rushing with 107 yards on 30 attempts.

2015

Named second-team All-MAC...Second on team with 923 yards rushing...Fifth in MAC with 83.9 rushing yards per game...Second in MAC with 6.5 yards per carry...Career mark of 6.51 yards per carry is second on UT's all-time list behind teammate Kareem Hunt...118 yards on career-best 21 attempts vs. UMass...97 yards and one TD on just four attempts vs. EMU...Career-long 90-yard run vs. EMU was fourth-longest in UT history and longest ever not to result in a score...Season-high 161 yards and one TD vs. Kent State...Had an 88-yard run vs. KSU, tied for fifth-longest in UT history...139 yards on 24 carries vs. Ball State...Named MAC West Offensive Player of the Week for performance vs. BSU...71 yards and two TDs vs. Arkansas State.

2014

Second on team and 10th in MAC with 732 yards rushing...Second on team, second in MAC and 15th in the country in yards per carry (6.5)...Rushed for season-high 172 yards in 20-19 win at Western Michigan...Started at Iowa State, rushing for 124 yards and two touchdowns...97 yards and two TDs vs. UMass, including the game-winner with 34 seconds left from 19 yards out...Also ran for 97 yards and one score vs. CMU...12 receptions for 153 yards and one TD... Did not play in GoDaddy Bowl due to injury.

HIGH SCHOOL

Finished high school career as the third all-time leading rusher in Aliquippa history with 4,333 yards on 466 carries...As a senior, rushed for 1,783 yards and 25 touchdowns...As a junior, rushed for 1,546 yards and 19 touchdowns...Made all-state and all-county, and was selected to the *Pittsburgh Post Gazette* "Fab 22" Team in both junior and senior seasons.

PERSONAL

Full name is Terry Shawn Swanson...Birthdate: Aug. 6, 1996...Parents are Terry and Pamela Swanson...Has an older sister, Terika... Communication major.

Terry Swanson's Career Statistics

Year	G/S	Att.	Yds.	Avg.	TD	LP
2014	12/1	113	732	6.5	6	48-WMU
2015	11/2	143	923	6.5	7	90-EMU
2016	3/0	30	107	3.6	0	13-Fresno State
Totals	26/5	286	1762	6.2	13	90-EMU

Career Game Highs

Rushing Yards: 172 (Western Michigan, 10-4-14)

Rushing Attempts: 21 (UMass, 10-24-15)

Rushing TDs: 2 (Three times, last vs. Arkansas State, 9-26-15)

Longest Run: 90 (Eastern Michigan, 10-17-15)



TOLEDO PLAYERS TO WATCH



CODY THOMPSON 25

Wide Receiver • 6-2 • 200 • Jr.
Huron, OH • Huron HS

2016 BILETNIKOFF AWARD CANDIDATE

2016

11 receptions for 361 yards...Leads nation with 32.8 yards per catch...Second in MAC and eighth in country with 120.3 yards receiving per game...Has receptions of 64, 54, 49, 47, 44 and 36 yards this season...Four receptions for 102 yards and one TD vs. Fresno State...Two grabs for 85 yards vs. Maine...Also blocked a punt vs. Black Bears...Caught five passes for a career-high 174 yards and one touchdown vs. Arkansas State...On official watch list for Biletnikoff Award (nation's top receiver).

2015

Second on team with 37 receptions...Led team with 825 receiving yards...First in MAC and third in country with 22.3 yards per catch...Career-best 119 yards receiving vs. Temple in Boca Raton Bowl, including 80-yard TD grab...Two catches of 56 and 40 yards vs. WMU...116 receiving yards and career highs in receptions (6) and TD receptions (2) vs. UMass...Two catches for 110 yards vs. EMU, including career-high 88-yard TD catch...Five receptions and 112 receiving yards vs. Arkansas State...Four catches and first collegiate TD vs. Kent St.

2014

Played in all 13 games, catching four passes...Season-long 15-yard catch vs. Central Michigan.

HIGH SCHOOL

Played quarterback in high school...Threw for 1,883 yards and 17 touchdowns as a senior, and also rushed for 1,139 yards and 22 scores...Made second-team all-conference, second-team all-district, and academic all-conference...Totaled 1,574 passing yards and 1,001 rushing yards as a junior, throwing for 22 TDs and rushing for 14 more, earning second-team all-conference accolades...Also served as the team's punter, averaging 44.6 yards per punt as a senior...Played wide receiver as a sophomore, catching 48 passes for 865 yards and 11 touchdowns...Was an honorable mention all-district player in basketball as a junior...High school coach was Tony Legando.

PERSONAL

Full name is Cody James Thompson...Birthdate: Jan. 11, 1996...Parents are Scott and Lois Thompson...Marketing major.

Cody Thompson's Career Statistics

Year	G/S	Rec.	Yds.	Avg.	TD	LP
2014	13/0	4	34	8.5	0	15-CMU
2015	12/11	37	825	22.3	5	88-EMU
2016	3/3	11	361	32.8	3	64-Maine
Totals	28/14	52	1220	23.5	8	88-EMU

Career Game Highs

Receptions: 6 (UMass, 10-24-15)

Receiving Yards: 174 (Arkansas State, 9-2-16)

Touchdown Receptions: 2 (UMass, 10-24-15)



JA'WAN WOODLEY 30

Linebacker • 5-11 • 233 • Jr.
Columbus, OH • Bishop Hartley HS

2016


Second on team with 16 tackles...Also has 3.0 TFL, one pass breakup, one forced fumble and one QB hurry...Team-best eight tackles, 2.0 TFL and a forced fumble vs. Maine.

2015

Named Defensive MVP of Marmot Boca Raton Bowl...Forced a fumble early in the game that resulted in a UT safety...Also had six tackles and one TFL...50 tackles, 6.5 TFL, 2.0 sacks for the season...Career-high 11 tackles vs. NIU...Moved into starting linebacker position in UMass game on Oct. 24 following injury to Jaylen Coleman.

2014

Played in 10 games as a reserve linebacker...Totaled five tackles...Played on special teams and returned one kickoff for 28 yards.



HIGH SCHOOL

Rushed for over 1,900 yards and 28 touchdowns as a senior...Conference player of the year...Led Bishop Hartley High School to the Ohio Division IV state semifinals...First-team all-metro, all-district and all-conference in both his junior and senior years...Named to the *Max Preps* All-American team as a senior...As a junior, rushed for 1,500 yards and 21 TDs. On defense, totaled 82 tackles, three sacks and seven fumble recoveries...Earned conference defensive player of the year honors...High school coach was Brad Burchfield.

Ja'wan Woodley's Career Statistics

Year	G/S	UT	AT	TT	TFL	Sack	FF	Int	BrUp	QBH
2014	10/0	1	4	5	0.5	0	0	0	0	0
2015	12/7	23	27	50	6.5	2.0	2	1	0	1
2016	3/3	9	7	16	3.0	1	1	0	1	1
TOTALS	25/10	33	38	71	10.0	3.0	3	1	1	2

CAREER GAME HIGHS

Tackles: 11 (Northern Illinois, 11-3-15)

Tackles for Loss: 3.0 (Northern Illinois, 11-3-15)



TOLEDO PLAYERS TO WATCH



LOGAN WOODSIDE

11

Quarterback • 6-2 • 201 • Jr.
Frankfort, KY • Franklin County HS

2016

Leads the country in passing efficiency (200.2)...Second in MAC and 17th in nation in passing yards/game (313.0)...Third in MAC lead and is tied for 12th in nation with 11 TD passes...Has nine pass completions of 40 or more yards...15-of-26 for 239 yards and four TD passes vs. Fresno State...13-of-25 for 329 yards and four TDs vs. Maine...Completed 23-of-31 passes for career-high 371 yards and three TDs vs. Arkansas State...Named MAC West Offensive player of the Week and Manning Award "Star of the Week" for his efforts.

2015

Did not see game action...Redshirted and retained junior eligibility.

2014

Ranked fourth in MAC in passing efficiency (142.5) and completion percentage (62.5), 10th in passing yards (188.6)...Completed 21-of-27 passes for 176 yards vs. Arkansas State in the Go-Daddy Bowl...Threw for 323 yards and career-high five TDs vs. EMU...Also completed career-best 77.8% (14-18) of his passes vs. the Eagles...Named one of eight Manning Award Stars of the Week for his performance vs. EMU...Did not start and played in only one series at NIU on Nov. 11 due to ankle injury suffered at Kent State on Nov. 4...Returned to full-time action in 27-20 win vs. BGSU on Nov. 19, completing 8-of-18 passes for 53 yards... Three TD passes vs. Kent State and UMass...Completed just 13-of-27 passes in rainstorm at WMU on Oct. 4, but drove UT 55 yards for game-tying field goal with just over a minute left in regulation...Connected on 23-of-34 passes for career-high 339 yards and two TDs vs. CMU...Completed 13-of-22 passes for 152 yards and one TD vs. Ball State...Also set career highs in rushing (43) and rushing TDs (2) vs. Cardinals...Stepped into starting role following season-ending injury to Phillip Ely vs. Missouri on Sept. 6...Completed 6-of-10 passes for 52 yards vs. Mizzou...

Took over as starting QB vs. Cincinnati on Sept. 12...Completed 27-of-40 passes for 322 yards and three touchdowns vs. Bearcats...Earned co-MAC West Division Player of the Week honors vs. the Bearcats...Rushed for 78 yards and three TDs on 52 carries...Named to the Academic All-MAC team.

2013

Played in four games as a true freshman, starting one vs. CMU on Sept. 21...Completed 14-of-24 passes for 185 yards off the bench to lead UT to a 33-21 victory over Eastern Washington on Sept. 14...Career-best 81-yard TD pass vs. EWU.

High School

Completed 138-of-212 passes for 2,951 yards and a school-record 41 touchdowns as a senior...Led his school to a 12-1 record, advancing to the third round of state playoffs...Earned first-team all-state honors from MaxPreps...Rushed for 428 yards and nine TDs...Added 65.5 tackles, five interceptions and 13 pass breakups on defense...Named Offensive MVP for Team Kentucky in Best of the Bluegrass All-Star game...As a junior, threw for 2,560 yards and 29 touchdowns...Rushed for 417 yards and seven TDs...Three-star recruit by Scout.com...Quarterback MVP at the Midwest Ultimate 100 Camp...High school coach was Chris Tracy.

Personal

Full name is Logan Miles Woodside...Birthdate: Jan. 27, 1995... Parents are Jason Woodside and Emily Cleveland...Has one step-brother, Tyler Cleveland...Marketing major.

Logan Woodside's Career Statistics

Year	G/S	Att.	Comp.	Int.	Pct.	Yds.	TD
2013	4/1	41	21	0	51.2	240	1
2014	12/10	296	185	8	62.5	2263	19
2015							
DNP-Redshirt							
2016	3/3	82	51	1	62.2	939	11
Totals	19/14	419	257	9	61.3	3442	31

Career Highs

Completions: 27 (Cincinnati, 9-12-14)

Attempts: 40 (Cincinnati, 9-12-14)

Completion Percentage: 77.8/14-18 (EMU, 11-28-14)

Passing Yards: 371 (Arkansas State, 9-2-16)

Touchdown Passes 5 (EMU, 11-28-14)

Rushing Yards: 43 (Ball State, 9-20-14)

Logan Woodside's Passing Statistics by Game

2013	Opponent	Att.	Comp.	Int.	Pct.	Yds.	TD
	at Florida			DNP			
	at Missouri			DNP			
	Eastern Washington	24	14	0	58.3	185	1
	at Central Michigan	6	3	0	50.0	27	0
	at Ball State			DNP			
	Western Michigan	6	2	0	33.3	8	0
	Navy			DNP			
	at Bowling Green			DNP			
	Eastern Michigan	5	2	0	40.0	20	0
	Buffalo			DNP			
	Northern Illinois			DNP			
	at Akron			DNP			
2014	Opponent	Att.	Comp.	Int.	Pct.	Yds.	TD
	New Hampshire			DNP			
	Missouri	10	6	0	60.0	52	0
	at Cincinnati	40	27	0	67.5	322	3
	Ball State	22	13	1	59.1	152	1
	Central Michigan	34	23	1	67.6	339	2
	at Western Michigan	27	13	1	48.1	210	1
	at Iowa State	36	22	0	61.1	189	1
	UMass	34	20	2	58.9	225	3
	at Kent State	25	16	0	64.0	202	3
	at Northern Illinois	5	2	0	40.0	20	0
	Bowling Green	18	8	2	44.4	53	0
	at Eastern Michigan	18	14	0	77.8	323	5
	Arkansas State	27	21	1	77.8	176	0
2016	Opponent	Att.	Comp.	Int.	Pct.	Yds.	TD
	at Arkansas State	31	23	0	64.5	371	3
	Maine	25	13	1	52.0	329	4
	Fresno State	26	15	0	57.7	239	4



GAME 1 - TOLEDO 31, ARKANSAS STATE 10

Jonesboro, AR - Junior quarterback Logan Woodside threw for a career-high 371 yards and three touchdowns and the Rocket defense dominated the Red Wolves' offense as Toledo routed Arkansas State, 31-10, in the season opener for both schools at Centennial Bank Stadium in Jonesboro, AR on Sept. 2.

The victory, Toledo's third over ASU in the last three seasons, was the first regular-season win for head coach Jason Candle. Candle also coached the Rockets to victory in the final game of last season, a 32-17 triumph over Temple in the Marmot Boca Raton Bowl.

Toledo dominated both sides of the ball, outgaining Arkansas State, 556-266, in total offense. At halftime, the Rockets had 293 yards of offense to just 80 for the Red Wolves. UT took a 21-3 lead into the locker room.

Woodside sat out last season as a redshirt but hardly missed a beat. His passes threaded the needle and he made smart decisions when receivers were covered. Junior Cody Thompson led the Rocket receivers with five receptions for a career-high 174 yards and a touchdown.

All three of Toledo's running backs contributed, with senior Damion Jones-Moore leading the way with 81 yards on 11 carries. Senior Kareem Hunt added 78 yards and a score, while junior Terry Swanson chipped in with 30.

Toledo's defense, which returned only three starters from last season, kept Arkansas State off balance all night. The Rockets held the Red Wolves to just 142 yards rushing on 38 carries. Sophomore defensive end Olasunkanmi Adeniyi led the way with eight tackles, three tackles for loss and one sack.

Toledo started out a little slow before finding its bearings. UT missed a chance to score first when Jameson Vest's 40-yard attempt went wide right midway through the first quarter. Moments later, Arkansas State took advantage of a Rocket turnover and converted it into a 43-yard field goal by J.D. Houston to take a 3-0 lead with 1:17 left in the opening period.

The Rockets struck back with three touchdowns in three consecutive possessions. The first score was a 75-yard drive that took 12 plays. Hunt got the drive going with 19-yard run in which he bowled over a pair of Red Wolves before going down at the ASU 47-yard line. Six plays later, Woodside found tight end Michael Roberts wide open for a five-yard score.

Toledo made it 14-3 on its next drive, going 51 yards in 11 plays. Hunt capped it off with a dive from one-yard out. Moments later, Woodside hit Cody Thompson in the end zone for a 16-yarder that put UT up, 21-3.

It was more of the same in the second half as the Rockets scored on their first two possessions to put the game on ice. Vest began the half with a 42-yard field goal. Roberts caught his second TD pass of the night, a 22-yard strike from Woodside that made the score 31-3. That play was set up by a 44-yard pass-and-catch over the middle by Thompson, who broke two tackles before being forced out of bounds at the ASU 21-yard line.

ROCKET ROUNDUP:

The Rockets won their season opener for a third straight season. UT's last loss in an opener was at No. 10 Florida by a 24-6 margin in 2013 ... Toledo leads the all-time series vs. Arkansas State by a 5-0 margin. The Rockets have defeated the Red Wolves in each of the last three years ... The Rockets have won nine straight road games dating back to the 2014 season ... Junior quarterback Logan Woodside threw for a career-high 371 yards by completing 23-of-31 passes for three touchdowns. Woodside's previous best was 337 yards against Central Michigan on Sept. 27, 2014 ... Senior running back Kareem Hunt moved past Trinity Dawson (3,474 yds. - 2002-05) into 3rd place on UT's career rushing list. He now has 3,548 yards in his Rocket career and trails only Chester Taylor (4,849 yds. - 1998-2001) and Wasean Tait (4,338 yds. - 1993-98) ... Hunt also registered his 35th career rushing touchdown to move into a tie for third place with Joe Schwartz (1970-72). Chester Taylor ranks first with 56 with Wasean Tait placing second with 38 scores ... Junior wide receiver Cody Thompson registered a career-best 174 receiving yards by hauling in five catches with one touchdown.

SCORING	1	2	3	4	F
Toledo	0	21	10	0	— 31
Arkansas State	3	0	0	7	— 10

1st Quarter

1:17 ASU Houston 43 yd field goal 6-31/1:44

2nd Quarter

11:58 UT Roberts 5 yd pass from Woodside (VEST kick) 12-75 4:19

6:14 UT Hunt 1 yd run (VEST kick) 11-51 4:19

2:-3 UT Thompson 16 yd pass from Woodside (VEST kick) 6-33 2:05

3rd Quarter

11:13 UT Vest 42 yd field goal 7-40 2:58

6:09 UT Roberts 22 yd pass from Woodside (VEST kick) 5-86 2:15

4th Quarter

11:14 ASU Weh-Weh 2 yd run (Houston kick) 6-94 1:51

Attendance: 26,182

TEAM STATISTICS

	TOLEDO	Arkansas State
FIRST DOWNS	24	13
RUSHES-YARDS (NET)	45-185	38-142
PASSING YDS (NET)	371	124
Passes Comp-Att-Int	23-31-0	11-25-0
TOTAL OFF. PLAYS-YARDS	76-556	63-266
Fumble Returns-Yards	0-0	0-0
Punt Returns-Yards	3-18	1-24
Kickoff Returns-Yards	2-32	5-71
Interception Returns-Yards	0-0	0-0
Punts (Number-Avg)	3-47.0	7-41.0
Fumbles-Lost	3-2	0-0
Penalties-Yards	6-58	6-48
Possession Time	34:35	25:25
Third-Down Conversions	12 of 17	3 of 16
Fourth-Down Conversions	0 of 0	2 of 4
Red-Zone Scores-Chances	3-4	1-2
Sacks By: Number-Yards	4-26	0-0

RUSHING: TOLEDO-JONES-MOORE, D. 11-81; HUNT, Kareem 17-78; SWANSON, Terry 14-30; WOODSIDE, Logan 1-2; **TEAM** 2-minus 6. **Arkansas State**-Wand, Warren 12-77; Voytik, Chad 18-38; Weh-Weh, Armond 5-29; Echols-Luper, C 1-7; Booker, C. 1-minus 3; Hansen, Justice 1-minus 6.

PASSING: TOLEDO-WOODSIDE, Logan 23-31-0-371. **Arkansas State**-Voytik, Chad 11-24-0-124; Hansen, Justice 0-1-0-0.

RECEIVING: TOLEDO-JONES, Corey 6-54; THOMPSON, Cody 5-174; ROBERTS, M. 4-41; HUNT, Kareem 4-26; JOHNSON, Jon'Vea 2-28; MCKINLEY-LEWIS 1-40; SWANSON, Terry 1-8. **Arkansas State**-Booker, C. 3-13; Echols-Luper, C 3-6; Mack, Blake 2-87; Murray, Chris 1-11; McInnis, Justin 1-4; Sanders, K. 1-3.



GAME 2 - TOLEDO 45, MAINE 3

Toledo, OH - Junior quarterback Logan Woodside threw for 329 yards and four touchdowns to lead Toledo to a 45-3 victory over Maine at the Glass Bowl Saturday night.

The Black Bears, a Division I-FCS school, held their own early on but could never sustain an offensive attack against a smothering Rocket defense. UT held Maine to 235 yards of total offense, scored a touchdown in the third quarter on a blocked punt and blocked a field in the final period.

Woodside did much of his damage in the first half, connecting on long touchdown passes to Corey Jones (85 yards) and Cody Thompson (64) to propel Toledo to a 17-3 halftime lead. Jones led the Rockets with three catches for 100 yards. Senior Kareem Hunt led the rushing attack with 66 yards on 15 carries.

For the second straight week, Toledo's defense dominated the game. The Rockets, who beat Arkansas State 31-10 in their opener, have surrendered just 13 points in their first two wins. Junior linebacker Ja'Wuan Woodley led the way with eight tackles, two tackles for loss and a forced fumble, while senior defensive end John Stepec added six tackles and two TFL. Maine was limited to just 9-of-25 passing for 65 yards.

Maine actually got on the board first, taking the opening kickoff 68 yards in 15 plays to set up a 29-yard field goal by Patrick Leonard. Toledo struck back quickly when Woodside hit Corey Jones over the middle and the senior sped down the field for an 85-yard score, giving the Rockets a 7-3 lead they held through the first quarter.

The Black Bears missed an opportunity for points early in the second quarter when they recovered a fumbled Toledo punt on the UT 35-yard line. But Toledo stopped Maine on downs on a fourth-and-6 play from the 31 yard-line. The Rockets then countered with a 14-play, 55-yard drive that culminated in a 31-yard field goal by Jameson Vest.

After Maine was forced to punt on its next possession, the Rockets struck quickly, scoring on the first play of the next drive. Woodside hit Cody Thompson on a crossing pattern that the junior turned into a 64-yard touchdown, giving Toledo a comfortable 17-3 lead with 3:29 left in the half.

Toledo blew the game open with three touchdowns in the third quarter. UT extended the lead to 24-3 on its second drive of the period when senior tight end Michael Roberts hauled in a 21-yard TD pass from Woodside to finish off a 13-play, 84-yard drive. A little more than a minute later, Thompson blocked a Black Bear punt that was picked up by freshman Ronnie Jones and returned for a 27-yard touchdown to make the score 31-3 with 4:21 left in the third quarter. Following a three-and-out by Maine, Woodside struck again, connecting with sophomore Jon'Vea Johnson for an 89-yard bomb to make it 38-3.

Toledo's defense continued its stinginess when Tuzar Skipper blocked a 35-yard field goal midway through the final quarter, giving UT a second-half shutout.

ROCKET ROUNDUP: Toledo begins the season 2-0 for only the second time in the last 11 years. UT began with a 7-0 run last year...With the victory over Maine, the Rockets improve to 22-2 all-time vs. schools from the Football Championship Subdivision (FCS) since Division I institutions were split into two divisions in 1978...After spotting Maine a 3-0 lead, Toledo reeled off 45 consecutive points to tally the decisive 42-point home victory...UT has now scored at least 30 points in five-consecutive games, dating back to last season...The Rockets finished with a commanding 516-235 edge in total offense. UT posted 187 yards rushing and 329 yards passing...Toledo held a commanding 281-yard advantage in total offense despite running seven fewer plays (67-60) than Maine... The Rockets averaged a whopping 8.6 yards per play, while the Black Bears were limited to 3.5...UT had three scoring plays that covered at least 64 yards and two that went for at least 85...Toledo limited Maine QB Dan Collins to 9-of-25 passing for a mere 65 yards...Cody Thompson was credited with a blocked punt in the third quarter, which resulted in a 27-yard return for a score by freshman S Ronnie Jones.

SCORING	1	2	3	4	F
Maine	3	0	0	0	— 3
Toledo	7	10	21	7	— 45

1st Quarter

7:51 MAINE - Leonard, Patric 29 yd field goal 15 plays, 68 yards, 7:09
6:29 TOLEDO - JONES, Corey 85 yd pass from WOODSIDE, Logan (VEST, Jameson kick) 3 plays, 86 yards, 1:19

2nd Quarter

5:33 TOLEDO - VEST, Jameson 31 yd field goal 14 plays, 55 yards, 6:00
3:29 TOLEDO - THOMPSON, Cody 64 yd pass from WOODSIDE, Logan (VEST, Jameson kick) 1 plays, 64 yards, 0:09

3rd Quarter

5:50 TOLEDO - ROBERTS, M. 21 yd pass from WOODSIDE, Logan (VEST, Jameson kick) 13 plays, 84 yards, 5:25
4:21 TOLEDO - JONES, Ronnie 27 yd punt return (VEST, Jameson kick)
2:24 TOLEDO - JOHNSON, Jon'Vea 89 yd pass from WOODSIDE, Logan (VEST, Jameson kick) 3 plays, 91 yards, 0:48

4th Quarter

2:52 TOLEDO - THOMPSON, Art 2 yd run (VEST, Jameson kick), 4 plays, 57 yards, 1:45

Attendance: 23,439

TEAM STATISTICS	TOLEDO	Maine
FIRST DOWNS	17	12
RUSHES-YARDS (NET)	33-187	42-170
PASSING YDS (NET)	329	65
Passes Comp-Att-Int	13-27-1	9-25-0
TOTAL OFF. PLAYS-YARDS	60-516	67-235
Fumble Returns-Yards	0-0	0-0
Punt Returns-Yards	3-18	1-24
Kickoff Returns-Yards	2-32	5-71
Interception Returns-Yards	8-60	3-3
Punts (Number-Avg)	3-43.3	11-40.0
Fumbles-Lost	1-1	1-0
Penalties-Yards	8-68	8-65
Possession Time	24:30	35:30
Third-Down Conversions	8 of 15	5 of 19
Fourth-Down Conversions	1 of 1	0 of 1
Red-Zone Scores-Chances	2-2	1-2
Sacks By: Number-Yards	1-4	0-0

RUSHING: Maine-Darian Davis-Ray 11-67; Zaire Williams 15-52; Nigel Beckford 13-39; Dan Collins 2-12; Jordan Dunn 1-0. **TOLEDO**-HUNT, Kareem 15-66; THOMPSON, Art 5-61; JONES-MOORE, Damion 8-45; SWANSON, Terry 3-13; WOODSIDE, Logan 1-6; TEAM 1-minus 4.

PASSING: Maine-Dan Collins 9-25-0-65. **TOLEDO**-WOODSIDE, Logan 13-25-1-329; JULIAN, Michael 0-2-0-0.

RECEIVING: Maine-Marquise Adams 3-31; Jordan Dunn 3-21; Jaleel Reed 1-11; Julian Dunn 1-6; Nigel Beckford 1-minus 4. **TOLEDO**-JONES, Corey 3-100; ROBERTS, Michael 3-34; THOMPSON, Cody 2-85; JOHNSON, Jon'Vea 1-89; YOUSEY, Zach 1-11; MCKINLEY-LEWIS, D. 1-6; SWANSON, Terry 1-3; HUNT, Kareem 1-1.



GAME 3 - TOLEDO 52, FRESNO STATE 17

Toledo, OH - Junior quarterback Logan Woodside threw for 239 yards and four touchdowns while senior running back Kareem Hunt rushed for 123 yards and one score to lead Toledo to a 52-17 victory over Fresno State at the Glass Bowl on Sept. 19.

Toledo held the Bulldogs to just 254 of total offense and 0-of-13 on third-down conversions. UT did not yield a first down until the 10-minute mark of the second quarter. Fresno State quarterback Chason Virgil completed just 12-of-23 passes, while Bulldog running backs averaged just 1.9 yards per carry. Senior defensive tackle Treyvon Hester led the way with two sacks and 2.5 tackles for loss, while senior defensive end John Stepec had two TFLs and two QB hurries.

Woodside completed 15-of-26 passes, with two scoring throws to senior tight end Michael Roberts and one each to junior Cody Thompson and sophomore Jon'Vea Johnson. His four TD passes give him 11 in three contests this season. Thompson (game-high 102 yards receiving) and senior Corey Jones each had a game-high four receptions, while Roberts had three. Hunt cracked the 100-yard mark for the first time this season and the 21st time in his four-year career. Redshirt freshman Art Thompkins also gained 103 yards on 15 carries, his first 100-yard effort.

The Rockets took advantage of good field position to open up a 24-0 halftime lead, with drives of 64, 60, 55 and 50 yards. Toledo opened the scoring on their second possession on a 36-yard touchdown pass from Woodside to Thompson. Woodside went right back to work on UT's next possession, connecting with Roberts for a nine-yard score to make it 14-0 with 5:36 to play in the quarter.

The Rockets third score came on the ground, a seven-yard rushing TD by Hunt that capped a seven-play, 55-yard drive early in the second quarter.

Woodside opened the second half with an 18-yard scoring strike to Johnson to extend the lead to 31-0. On their next possession, the Rockets used a 47-yard completion from Woodside to Thompson to set up a six-yard scoring toss to Roberts.

Fresno State broke into the scoring column with 2:02 left in the third quarter on a nine-yard completion from Virgil to KeeSean Johnson. FSU tacked on a 42-yard field goal by Kody Kroening on the second play of the fourth quarter to trim the lead to 38-10.

Thompkins scored his first collegiate touchdown on a one-yard plunge to make it 45-10. FSU cut the lead to 45-17 on an 85-yard bomb from Virgil to Jamire Jordan. Toledo closed out the scoring on a 62-yard TD pass from junior Michael Julian to senior Zach Yousey with 4:03 left.

ROCKET ROUNDUP: UT improves to 3-0 for the second-consecutive season and third time since 2001...Toledo scored a season-high 52 points... Through the first three games, the Rockets are averaging a whopping 42.7 points...The Rockets' 619 yards are a season high...Through the first three games this season, UT is averaging 563.7 yards of total offense...UT ran a season-high 83 plays and held a commanding 27-7 advantage in first downs...The Rockets also held a decisive 36:16-23:44 edge in time of possession...UT's defense was perfect on the money down, holding the Bulldogs to 0-of-13 on third-down conversions...Conversely, the Rockets were an efficient 8-of-15 (53.3 percent) on third down...Hunt topped the century mark for the first time this season and 21st time in his collegiate career, the second-highest total in school history...Hunt also moved into sole possession of third place in school history with 36 career rushing touchdowns... Redshirt freshman RB Art Thompkins had a season-high 15 rushes for a season-best 103 yards, including a one-yard TD plunge in the fourth quarter...Thompkins has now hit pay dirt in each of the last two games.

SCORING	1	2	3	4	F
Fresno State	0	0	7	10	— 17
Toledo	14	10	14	14	— 52

1st Quarter

9:45 TOLEDO - THOMPSON, Cody 36 yd pass from WOODSIDE, Logan (VEST, Jameson kick) 4 plays, 64 yards, TOP 1:41

5:36 TOLEDO - ROBERTS, M. 9 yd pass from WOODSIDE, Logan (VEST, Jameson kick) 6 plays, 60 yards, TOP 2:32

2nd Quarter

13:40 TOLEDO - HUNT, Kareem 7 yd run (VEST, Jameson kick), 7 plays, 55 yards, TOP 2:48

10:27 TOLEDO - VEST, Jameson 22 yd field goal 7 plays, 50 yards, TOP 2:17

3rd Quarter

10:36 TOLEDO - JOHNSON,Jon'Vea 18 yd pass from WOODSIDE, Logan (VEST, Jameson kick) 7 plays, 53 yards, TOP 2:54

5:37 TOLEDO - ROBERTS, M. 6 yd pass from WOODSIDE, Logan (VEST, Jameson kick) 8 plays, 69 yards, TOP 3:27

2:02 FS - JOHNSON, KeeSea 9 yd pass from VIRGIL, Chason (KROENING, Kody kick) 7 plays, 66 yards, TOP 3:27

4th Quarter

14:51 FS - KROENING, Kody 42 yd field goal 4 plays, -6 yards, TOP 1:06

12:06 TOLEDO - THOMPSON, Art 1 yd run (VEST, Jameson kick), 7 plays, 75 yards, TOP 2:45

6:41 FS - JORDAN, Jamire 85 yd pass from VIRGIL, Chason (KROENING, Kody kick) 1 plays, 85 yards, TOP 0:10

4:03 TOLEDO - YOUSEY, Zach 62 yd pass from JULIAN, Michael (VEST, Jameson kick) 5 plays, 82 yards, TOP 2:34

Attendance: 19,379

TEAM STATISTICS

	TOLEDO	FRESNO ST
FIRST DOWNS	27	7
RUSHES-YARDS (NET)	55-318	27-51
PASSING YDS (NET)	301	203
Passes Comp-Att-Int	16-28-0	13-26-0
TOTAL OFF. PLAYS-YARDS	83-619	53-254
Fumble Returns-Yards	0-0	0-0
Punt Returns-Yards	0-0	2-34
Kickoff Returns-Yards	3-27	7-133
Interception Returns-Yards	0-0	0-0
Punts (Number-Avg)	5-39.8	12-38.4
Fumbles-Lost	0-0	0-0
Penalties-Yards	6-45	12-138
Possession Time	36:16	23:44
Third-Down Conversions	8 of 15	0 of 13
Fourth-Down Conversions	0 of 0	0 of 0
Red-Zone Scores-Chances	6-6	2-2
Sacks By: Number-Yards	5-35	0-0

RUSHING — Fresno State - James 13-40, O'Neal 4-8, Kline 1-4, Virgil 9-(minus 1). **Toledo** - Hunt 19-123, Thompkins 15-103, Swanson 13-64, B.Smith 4-14, Woodside 2-10, Jones-Moore 1-2, Julian 1-2.

PASSING — Fresno State - Virgil 12-23-0-190, Kline 1-3-0-13. **Toledo** - Woodside 15-26-0-239, Julian 1-2-0-62.

RECEIVING — Fresno State- K.Johnson 4-51, O'Neal 4-5, Peck 3-46, Jordan 1-85, Olsen 1-16. **Toledo** - Thompson 4-102, C.Jones 4-30, M.Roberts 3-48, Yousey 1-62, Phillips 1-31, J.Johnson 1-18, Montgomery 1-14, Thompkins 1-(minus 4).



2016 TOLEDO STATISTICS

2016 Toledo Football TOLEDO Overall Team Statistics (as of Sep 19, 2016) All games

Team Statistics	TOLEDO	OPP
SCORING	128	30
Points Per Game	42.7	10.0
Points Off Turnovers	0	3
FIRST DOWNS	68	32
Rushing	33	16
Passing	32	12
Penalty	3	4
RUSHING YARDAGE	690	363
Yards gained rushing	710	470
Yards lost rushing	20	107
Rushing Attempts	133	107
Average Per Rush	5.2	3.4
Average Per Game	230.0	121.0
TDs Rushing	4	1
PASSING YARDAGE	1001	392
Comp-Att-Int	52-86-1	33-76-0
Average Per Pass	11.6	5.2
Average Per Catch	19.2	11.9
Average Per Game	333.7	130.7
TDs Passing	12	2
TOTAL OFFENSE	1691	755
Total Plays	219	183
Average Per Play	7.7	4.1
Average Per Game	563.7	251.7
KICK RETURNS: #-Yards	7-109	19-353
PUNT RETURNS: #-Yards	11-78	6-61
INT RETURNS: #-Yards	0-0	1-0
KICK RETURN AVERAGE	15.6	18.6
PUNT RETURN AVERAGE	7.1	10.2
INT RETURN AVERAGE	0.0	0.0
FUMBLES-LOST	4-3	1-0
PENALTIES-Yards	20-171	26-251
Average Per Game	57.0	83.7
PUNTS-Yards	11-470	30-1188
Average Per Punt	42.7	39.6
Net punt average	33.5	37.0
KICKOFFS-Yards	23-1415	9-567
Average Per Kick	61.5	63.0
Net kick average	42.9	45.3
TIME OF POSSESSION/Game	31:47	28:13
3RD-DOWN Conversions	28/47	8/48
3rd-Down Pct	60%	17%
4TH-DOWN Conversions	1/1	2/5
4th-Down Pct	100%	40%
SACKS BY-Yards	10-65	0-0
MISC YARDS	42	0
TOUCHDOWNS SCORED	17	3
FIELD GOALS-ATTEMPTS	3-6	3-4
ON-SIDE KICKS	0-0	0-0
RED-ZONE SCORES	(11-12) 92%	(4-6) 67%
RED-ZONE TOUCHDOWNS	(9-12) 75%	(2-6) 33%
PAT-ATTEMPTS	(17-17) 100%	(3-3) 100%
ATTENDANCE	42818	26182
Games/Avg Per Game	2/21409	1/26182
Neutral Site Games		0/0

Score by Quarters	1st	2nd	3rd	4th	OT	Total
TOLEDO	21	41	45	21	0	128
Opponents	6	0	7	17	0	30



2016 TOLEDO STATISTICS

2016 Toledo Football TOLEDO Overall Individual Statistics (as of Sep 19, 2016) All games

Rushing	gp	att	gain	loss	net	avg	td	lg	avg/g
HUNT, Kareem	3	51	273	6	267	5.2	2	19	89.0
THOMPSON, Art	3	20	164	0	164	8.2	2	43	54.7
JONES-MOORE, Dami	3	20	128	0	128	6.4	0	42	42.7
SWANSON, Terry	3	30	110	3	107	3.6	0	13	35.7
WOODSIDE, Logan	3	4	18	0	18	4.5	0	6	6.0
SMITH, Brad	2	4	15	1	14	3.5	0	7	7.0
JULIAN, Michael	2	1	2	0	2	2.0	0	2	1.0
TEAM	2	3	0	10	-10	-3.3	0	0	-5.0
Total	3	133	710	20	690	5.2	4	43	230.0
Opponents	3	107	470	107	363	3.4	1	37	121.0

Passing	gp	effic	comp-att-int	pct	yds	td	lg	avg/g
WOODSIDE, Logan	3	200.21	51-82-1	62.2	939	11	89	313.0
JULIAN, Michael	2	237.70	1-4-0	25.0	62	1	62	31.0
Total	3	201.96	52-86-1	60.5	1001	12	89	333.7
Opponents	3	95.43	33-76-0	43.4	392	2	85	130.7

Receiving	gp	no.	yds	avg	td	lg	avg/g
JONES, Corey	3	13	184	14.2	1	85	61.3
THOMPSON, Cody	3	11	361	32.8	3	64	120.3
ROBERTS, Michael	3	10	123	12.3	5	33	41.0
HUNT, Kareem	3	5	27	5.4	0	17	9.0
JOHNSON, Jon'Vea	3	4	135	33.8	2	89	45.0
YOUSEY, Zach	3	2	73	36.5	1	62	24.3
McKINLEY-LEWIS, D.	3	2	46	23.0	0	40	15.3
SWANSON, Terry	3	2	11	5.5	0	8	3.7
PHILLIPS, Desmond	3	1	31	31.0	0	31	10.3
MONTGOMERY, D'Vari	2	1	14	14.0	0	14	7.0
THOMPSON, Art	3	1	-4	-4.0	0	0	-1.3
Total	3	52	1001	19.2	12	89	333.7
Opponents	3	33	392	11.9	2	85	130.7

Punt Returns	no.	yds	avg	td	lg
JONES, Corey	7	34	4.9	0	8
McKINLEY-LEWIS, D.	2	12	6.0	0	12
THOMPSON, Cody	1	5	5.0	0	0
HOLLMAN, Kadar	1	0	0.0	0	0
JONES, Ronnie	0	27	0.0	1	27
Total	11	78	7.1	1	27
Opponents	6	61	10.2	0	33

Interceptions	no.	yds	avg	td	lg
Total	0	0	0.0	0	0
Opponents	1	0	0.0	0	0

Kick Returns	no.	yds	avg	td	lg
JONES, Corey	6	93	15.5	0	36
THOMPSON, Art	1	16	16.0	0	16
Total	7	109	15.6	0	36
Opponents	19	353	18.6	0	33

Fumble Returns	no.	yds	avg	td	lg
Total	0	0	0.0	0	0
Opponents	0	0	0.0	0	0



2016 TOLEDO STATISTICS

2016 Toledo Football TOLEDO Overall Defensive Statistics (as of Sep 19, 2016) All games

#	Defensive Leaders	gp	Tackles			tfl/yds	Sacks		Pass defense			Fumbles		blkd	
			ua	a	tot		no-yds	int-yds	brup	qbh	rcv-yds	ff	kick	saf	
10	STEPEC, John	3	12	7	19	5.0-16	2.0-10	.	.	3	
30	WOODLEY,Ja'Wuan	3	9	7	16	3.0-22	1.0-11	.	1	1	.	1	.	.	
20	POWELL, Jeremi	3	7	8	15	2.5-7	
9	ADENIYI, Olasunkan	3	11	3	14	3.5-17	1.0-11	.	.	2	
3C	SWIFT, Connery	3	6	7	13	0.5-3	
91	HESTER, Treyvon	3	7	6	13	5.0-21	3.0-17	
23	ROGERS, DeJuan	3	4	7	11	.	.	.	2	
42	OLEKANMA, Richard	3	3	6	9	1.0-3	
29	LINCH, Jack	3	5	3	8	1.0-6	1.0-6	
8	TEACHEY, Josh	3	7	1	8	2.0-6	1.0-3	
13	HOLLMAN, Kadar	3	5	3	8	.	.	.	5	
7	JOHNSON, Delando	3	.	8	8	
17	TAAFE, Tyler	3	7	1	8	3.0-5	.	.	.	1	
6	MATHIS, Trevon	3	4	2	6	1.0-3	.	.	1	
99	SKIPPER, Tuzar	3	2	4	6	1	.	.	1	.	
97	MOORE, Earl	2	2	3	5	0.5-1	.	.	1	1	
31	QUINN, Zach	3	3	2	5	1	
21	BLUE, Dedarallo	3	1	4	5	
3	WILLIAMS, Jhonny	2	.	3	3	1.0-4	0.5-3	
2C	MARTIN, Jordan	3	3	.	3	
5	REMY, Marc	3	.	3	3	.	.	.	2	
1	WHITFIELD, Marcus	2	2	1	3	
90	DAVIS, Lamarr	2	.	2	2	0.5-1	
19	MEYERS, Mark	2	1	1	2	
28	COVINGTON, Aaron	3	1	.	1	
3R	JONES, Ronnie	2	.	1	1	
26	FRAZIER, Kennedy	2	1	.	1	
27	ROBINSON, Kahlil	1	.	1	1	
50	LANCIA, Connor	1	.	1	1	
92	DAVIS, Daniel	3	.	1	1	0.5-4	0.5-4	
55	MAYNARD, Lucas	2	1	.	1	1.0-2	
34	WILLIAMS, Jordan	3	.	1	1	
45	KULON, Adam	3	.	1	1	
47	SPELMAN, Brad	3	.	1	1	
76	NKANSAH, Elijah	3	1	.	1	
14	FRYE, Desmond	2	.	1	1	
52	MOORE, Marquise	1	1	.	1	
15	DAVIS, Anthony	1	1	.	1	
25	THOMPSON, Cody	3	1	.	
Total		3	107	100	207	31-121	10-65	.	12	10	.	1	2	.	
Opponents		3	104	140	244	12-22	0-0	1-0	13	4	2-0	3	.	.	



2016 TOLEDO STATISTICS

2016 Toledo Football TOLEDO Individual Season/Career Statistics (as of Sep 19, 2016) All games

SEASON										CAREER									
Rushing																			
gp	att	gain	loss	net	avg	td	lg	avg/g		gp	att	gain	loss	net	avg	td	lg	avg/g	
HUNT, Kareem	3	51	273	6	267	5.2	2	19	89.0	34	571	3808	71	3737	6.5	36	91	109.9	
THOMPCKINS, Art	3	20	164	0	164	8.2	2	43	54.7	3	20	164	0	164	8.2	2	43	54.7	
JONES-MOORE, Damio	3	20	128	0	128	6.4	0	42	42.7	35	220	1283	18	1265	5.8	16	53	36.1	
SWANSON, Terry	3	30	110	3	107	3.6	0	13	35.7	26	286	1782	20	1762	6.2	13	90	67.8	
WOODSIDE, Logan	3	4	18	0	18	4.5	0	6	6.0	20	62	203	91	112	1.8	3	14	5.6	
SMITH, Brad	2	4	15	1	14	3.5	0	7	7.0	6	8	29	1	28	3.5	0	7	4.7	
JULIAN, Michael	2	1	2	0	2	2.0	0	2	1.0	12	21	91	36	55	2.6	0	16	4.6	
TEAM	2	3	0	10	-10	-3.3	0	0	-5.0										
Total	3	133	710	20	690	5.2	4	43	230.0										
Opponents	3	107	470	107	363	3.4	1	37	121.0										
Passing																			
gp	effic	comp-att-int	pct	yds	td	lg	avg/g			gp	effic	comp-att-int	pct	yds	td	lg	avg/g		
WOODSIDE, Logan	3	200.21	51-82-1	62.2	939	11	89	313.0		20	150.46	257-419-9	61.3	3442	31	89	172.1		
JULIAN, Michael	2	237.70	1-4-0	25.0	62	1	62	31.0		12	131.11	14-30-0	46.7	223	2	62	18.6		
Total	3	201.96	52-86-1	60.5	1001	12	89	333.7											
Opponents	3	95.43	33-76-0	43.4	392	2	85	130.7											
Receiving																			
gp	no.	yds	avg	td	lg	avg/g				gp	no.	yds	avg	td	lg	avg/g			
JONES, Corey	3	13	184	14.2	1	85	61.3			38	136	1603	11.8	11	85	42.2			
THOMPSON, Cody	3	11	361	32.8	3	64	120.3			28	52	1220	23.5	8	88	43.6			
ROBERTS, Michael	3	10	123	12.3	5	33	41.0			29	35	422	12.1	11	36	14.6			
HUNT, Kareem	3	5	27	5.4	0	17	9.0			34	37	179	4.8	0	17	5.3			
JOHNSON, Jon'Vea	3	4	135	33.8	2	89	45.0			16	13	237	18.2	2	89	14.8			
YOUSEY, Zach	3	2	73	36.5	1	62	24.3			27	4	110	27.5	2	62	4.1			
McKINLEY-LEWIS, D.	3	2	46	23.0	0	40	15.3			3	2	46	23.0	0	40	15.3			
SWANSON, Terry	3	2	11	5.5	0	8	3.7			26	27	235	8.7	1	40	9.0			
PHILLIPS, Desmond	3	1	31	31.0	0	31	10.3			3	1	31	31.0	0	31	10.3			
MONTGOMERY, D'Vari	2	1	14	14.0	0	14	7.0			2	1	14	14.0	0	14	7.0			
THOMPCKINS, Art	3	1	-4	-4.0	0	0	-1.3			3	1	-4	-4.0	0	0	-1.3			
Total	3	52	1001	19.2	12	89	333.7												
Opponents	3	33	392	11.9	2	85	130.7												
Total Offense																			
g	plays	rush	pass	total	avg/g					g	plays	rush	pass	total	avg/g				
WOODSIDE, Logan	3	86	18	939	957	319.0				20	481	112	3442	3554	177.7				
HUNT, Kareem	3	51	267	0	267	89.0				34	572	3737	0	3737	109.9				
THOMPCKINS, Art	3	20	164	0	164	54.7				3	20	164	0	164	54.7				
JONES-MOORE, Damio	3	20	128	0	128	42.7				35	220	1265	0	1265	36.1				
SWANSON, Terry	3	30	107	0	107	35.7				26	286	1762	0	1762	67.8				
JULIAN, Michael	2	5	2	62	64	32.0				12	51	55	223	278	23.2				
SMITH, Brad	2	4	14	0	14	7.0				6	8	28	0	28	4.7				
TEAM	2	3	-10	0	-10	-5.0													
Total	3	219	690	1001	1691	563.7													
Opponents	3	183	363	392	755	251.7													
Scoring																			
td	fg	kick	rush	rcv	pass	dxp	saf	pts		td	fg	kick	rush	rcv	pass	dxp	saf	pts	
ROBERTS, Michael	5	-	-	-	-	-	-	30		11	-	-	-	-	-	-	-	-	66
VEST, Jameson	-	3-6	17-17	-	-	-	-	26		-	22-33	66-67	-	-	-	-	-	-	132
THOMPSON, Cody	3	-	-	-	-	-	-	18		8	-	-	-	-	0-1	-	-	-	48
HUNT, Kareem	2	-	-	-	-	-	-	12		36	-	-	-	-	-	-	-	-	216
JOHNSON, Jon'Vea	2	-	-	-	-	-	-	12		2	-	-	-	-	-	-	-	-	12
THOMPCKINS, Art	2	-	-	-	-	-	-	12		2	-	-	-	-	-	-	-	-	12
JONES, Ronnie	1	-	-	-	-	-	-	6		1	-	-	-	-	-	-	-	-	6
YOUSEY, Zach	1	-	-	-	-	-	-	6		2	-	-	-	-	-	-	-	-	12
JONES, Corey	1	-	-	-	-	-	-	6		11	-	-	-	-	-	-	-	-	66
Total	17	3-6	17-17	-	-	-	-	128											
Opponents	3	3-4	3-3	-	-	-	-	30											



2016 TOLEDO STATISTICS

2016 Toledo Football TOLEDO Individual Season/Career Statistics (as of Sep 19, 2016) All games

	SEASON					CAREER				
	no.	yds	avg	td	lg	no.	yds	avg	td	lg
Punt Returns										
JONES, Corey	7	34	4.9	0	8	52	383	7.4	0	50
McKINLEY-LEWIS, D.	2	12	6.0	0	12	2	12	6.0	0	12
THOMPSON, Cody	1	5	5.0	0	0	2	36	18.0	0	4
HOLLMAN, Kadar	1	0	0.0	0	0	1	0	0.0	0	0
JONES, Ronnie	0	27	0.0	1	27	0	27	0.0	1	27
Total	11	78	7.1	1	27					
Opponents	6	61	10.2	0	33					

	SEASON					CAREER				
	no.	yds	avg	td	lg	no.	yds	avg	td	lg
Kick Returns										
JONES, Corey	6	93	15.5	0	36	18	345	19.2	0	36
THOMPSON, Art	1	16	16.0	0	16	1	16	16.0	0	16
Total	7	109	15.6	0	36					
Opponents	19	353	18.6	0	33					

	SEASON					CAREER				
	no.	yds	avg	td	lg	no.	yds	avg	td	lg
Interceptions										
Total	0	0	0.0	0	0					
Opponents	1	0	0.0	0	0					

	SEASON					CAREER				
	no.	yds	avg	td	lg	no.	yds	avg	td	lg
Fumble Returns										
Total	0	0	0.0	0	0					
Opponents	0	0	0.0	0	0					

	g	SEASON						total	avg/g	g	CAREER						total	avg/g
		rush	rcv	pr	kr	ir	total				rush	rcv	pr	kr	ir	total		
THOMPSON, Co	3	0	361	5	0	0	366	122.0	28	0	1220	36	0	0	1256	44.9		
JONES, Corey	3	0	184	34	93	0	311	103.7	38	119	1603	383	345	0	2450	64.5		
HUNT, Kareem	3	267	27	0	0	0	294	98.0	34	3737	179	0	0	0	3916	115.2		
THOMPSON, Art	3	164	-4	0	16	0	176	58.7	3	164	-4	0	16	0	176	58.7		
JOHNSON, Jon V	3	0	135	0	0	0	135	45.0	16	3	237	0	16	0	256	16.0		
JONES-MOORE,	3	128	0	0	0	0	128	42.7	35	1265	153	0	0	0	1418	40.5		
ROBERTS, Mich	3	0	123	0	0	0	123	41.0	29	0	422	0	8	0	430	14.8		
SWANSON, Terr	3	107	11	0	0	0	118	39.3	26	1762	235	0	37	0	2034	78.2		
YOUSEY, Zach	3	0	73	0	0	0	73	24.3	27	0	110	0	0	0	110	4.1		
McKINLEY-LEWI	3	0	46	12	0	0	58	19.3	3	0	46	12	0	0	58	19.3		
PHILLIPS, Desm	3	0	31	0	0	0	31	10.3	3	0	31	0	0	0	31	10.3		
JONES, Ronnie	2	0	0	27	0	0	27	13.5	2	0	0	27	0	0	27	13.5		
WOODSIDE, Log	3	18	0	0	0	0	18	6.0	20	112	0	0	0	0	112	5.6		
SMITH, Brad	2	14	0	0	0	0	14	7.0	6	28	0	0	0	0	28	4.7		
MONTGOMERY,	2	0	14	0	0	0	14	7.0	2	0	14	0	0	0	14	7.0		
JULIAN, Michael	2	2	0	0	0	0	2	1.0	12	55	0	0	0	0	55	4.6		
TEAM	2	-10	0	0	0	0	-10	-5.0										
Total	3	690	1001	78	109	0	1878	626.0										
Opponents	3	363	392	61	353	0	1169	389.7										

	SEASON				CAREER			
	att	good	long	blkd	att	good	long	blkd
Field Goals								
VEST, Jameson	6	3	42	0	33	22	44	1
Total	6	3	42	0				
Opponents	4	3	43	1				

	SEASON					CAREER				
	no.	yds	avg	lg	blk	no.	yds	avg	lg	blk
Punting										
ELLIS, Nick	11	470	42.7	51	0	107	4104	38.4	64	0
Total	11	470	42.7	51	0					
Opponents	30	1188	39.6	68	1					



2016 TOLEDO STATISTICS

2016 Toledo Football TOLEDO Individual Season/Career Statistics (as of Sep 19, 2016) All games

##	Defensive Leaders	SEASON										CAREER										
		gp	ua	a	total	tfl	sack	int	pbu	fr	ff	blk	gp	ua	a	total	tfl	sack	int	pbu	fr	ff
10	STEPEC, John	3	12	7	19	5.0	2.0	34	38	23	61	12.5	5.0	.	1	.	.	.
30	WOODLEY, Ja'Wuan	3	9	7	16	3.0	1.0	.	1	.	1	25	33	38	71	10.0	3.0	1	1	.	3	1
20	POWELL, Jeremi	3	7	8	15	2.5	3	7	8	15	2.5
9	ADENIYI, Olasunkanmi	3	11	3	14	3.5	1.0	10	12	5	17	3.5	1.0
3C	SWIFT, Connery	3	6	7	13	0.5	28	36	18	54	1.0	.	.	4	1	.	.
91	HESTER, Treyvon	3	7	6	13	5.0	3.0	40	62	73	135	28.5	11.0	.	3	1	3	.
23	ROGERS, DeJuan	3	4	7	11	0.0	.	.	2	.	.	38	102	66	168	4.5	1.0	1	15	2	3	.
42	OLEKANMA, Richard	3	3	6	9	1.0	15	8	14	22	1.0
17	TAAFE, Tyler	3	7	1	8	3.0	15	12	6	18	3.0
7	JOHNSON, Delando	3	.	8	8	0.0	15	13	19	32	0.0	.	.	2	1	.	.
8	TEACHEY, Josh	3	7	1	8	2.0	1.0	12	19	3	22	4.5	2.0	.	7	.	.	.
29	LINCH, Jack	3	5	3	8	1.0	1.0	25	19	10	29	1.0	1.0
13	HOLLMAN, Kadar	3	5	3	8	0.0	.	.	5	.	.	5	6	5	11	0.0	.	.	5	.	.	.
6	MATHIS, Trevon	3	4	2	6	1.0	.	.	1	.	.	27	38	12	50	2.0	.	2	14	1	.	.
99	SKIPPER, Tuzar	3	2	4	6	0.0	1	3	2	4	6	0.0	1
31	QUINN, Zach	3	3	2	5	0.0	26	14	19	33	3.0	1
97	MOORE, Earl	2	2	3	5	0.5	.	.	1	.	.	2	2	3	5	0.5	.	.	1	.	.	.
21	BLUE, Dedarallo	3	1	4	5	0.0	3	1	4	5	0.0
5	REMY, Marc	3	.	3	3	0.0	.	.	2	.	.	29	.	3	3	0.0	.	.	2	.	.	.
1W	WHITFIELD, Marcus	2	2	1	3	0.0	14	6	5	11	0.0
3W	WILLIAMS, Jhonny	2	.	3	3	1.0	0.5	2	.	3	3	1.0	0.5
2C	MARTIN, Jordan	3	3	.	3	0.0	24	42	11	53	4.0	1.0	1	6	.	2	.
90	DAVIS, Lamarr	2	.	2	2	0.5	2	.	2	2	0.5
19	MEYERS, Mark	2	1	1	2	0.0	2	1	1	2	0.0
76	NKANSAH, Elijah	3	1	.	1	0.0	21	1	.	1	0.0
15	DAVIS, Anthony	1	1	.	1	0.0	5	2	2	4	0.0
3R	JONES, Ronnie	2	.	1	1	0.0	2	.	1	1	0.0
45	KULON, Adam	3	.	1	1	0.0	12	4	4	8	0.0
47	SPELMAN, Brad	3	.	1	1	0.0	28	2	1	3	0.0
14	FRYE, Desmond	2	.	1	1	0.0	2	.	1	1	0.0
28	COVINGTON, Aaron	3	1	.	1	0.0	3	1	.	1	0.0
26	FRAZIER, Kennedy	2	1	.	1	0.0	12	6	1	7	0.0
52	MOORE, Marquise	1	1	.	1	0.0	27	11	22	33	5.0	2.0	.	.	2	.	.
27	ROBINSON, Kahlil	1	.	1	1	0.0	1	.	1	1	0.0
34	WILLIAMS, Jordan	3	.	1	1	0.0	3	.	1	1	0.0
55	MAYNARD, Lucas	2	1	.	1	1.0	2	1	.	1	1.0
92	DAVIS, Daniel	3	.	1	1	0.5	0.5	4	.	1	1	0.5	0.5
50	LANCIA, Connor	1	.	1	1	0.0	1	.	1	1	0.0
25	THOMPSON, Cody	3	.	.	.	0.0	1	28	3	4	7	0.0	2
Total		3	107	100	207	31	10	.	12	.	1	2										
Opponents		3	104	140	244	12	0	1	13	2	3											



2016 TOLEDO STARTERS BY GAME

Toledo 2016 Game by Game Starters

OFFENSE

Game	LT	LG	C	RG	RT	TE	QB	RB	WR	WR	WR
at Arkansas State	Norton	Perschon	Harris	Ebert	Nkansah	Roberts	Woodside	Hunt	J. Johnson	C. Jones	Thompson
Maine	Norton	Perschon	Harris	Ebert	Nkansah	Roberts	Woodside	Hunt	J. Johnson	C. Jones	Thompson
Fresno State	Norton	Perschon	Harris	Ebert	Nkansah	Roberts	Woodside	Hunt	J. Johnson	C. Jones	Thompson

DEFENSE

Game	DE	DT	DT	DE	Star	WLB	MLB	SS	FS	BCB	FCB
at Arkansas St	Stepec	E. Moore	Hester	Adeniyi	Teachey	Woodley	Taafe	Swift	D. Rogers	Mathis	Holman
Maine	Stepec	E. Moore	Hester	Adeniyi	Teachey	Woodley	Taafe	Swift	D. Rogers	Mathis	Holman
Fresno State	Stepec	M. Moore	Hester	Quinn	Teachey	Woodley	Taafe	Swift	D. Rogers	Mathis	Holman



2016 TOLEDO PARTICIPATION

Player	G/S	ASU	Maine	FS	BYU	EMU	BGSU	CMU	OU	AKR	NIU	BSU	WMU
Adeniyi, Olasunkanmi, DL	3/2	S	S	P									
Allen, Liam, WR	2/0	x	P	P									
Atariwa, Yazeed, OL	1/0	x	P	x									
Bell, Cameron, OL	1/0	x	x	P									
Blackmon, Rhett, WR	2/0	x	P	P									
Blazevich, Michael, DB	2/0	x	P	P									
Blue, DeDarallo, DB/LB	3/0	P	P	P									
Childress, Nate, DL	3/0	P	P	P									
Cotterman, Chandler, OL	2/0	x	P	P									
Covington, Aaron, DB	3/0	P	P	P									
Davis, Anthony, LB	1/0	x	x	P									
Davis, Daniel, DE	3/0	P	P	P									
Davis, Lamar, DL	2/0	x	P	P									
Davis, Michael, WR	1/0	x	P	x									
Ebert, Mike, OL	3/3	S	S	S									
Ellis, Nick, P	3/0	P	P	P									
Frazier, Kenned, DB	2/0	x	P	P									
Frye, Desmond, DB	2/0	P	P	x									
Gilliam, Reggie, RB	1/0	x	P	x									
Harris, Bryce, C	3/3	S	S	S									
Hester, Treyvon, DL	3/3	S	S	S									
Hollman, Kadar, DB	3/3	S	S	S									
Hunt, Kareem, RB	3/3	S	S	S									
Iverson, Quincy, DB	1/0	x	P	x									
Jeppesen, Nate, OL	3/0	P	P	P									
Johnson, Delando, DB	2/0	x	P	P									
Johnson, Jon'Vea, WR	3/3	P	S	S									
Jones, Corey, WR	3/3	S	S	S									
Jones, Ronnie, RB	2/0	x	P	P									
Jones-Moore, Damion, RB	3/0	P	P	P									
Julian, Michael, QB	2/0	x	P	P									
Kulon, Adam, TE/FB	3/0	P	P	P									
Lancia, Connor, LB	1/0	x	P	x									
Linch, Jack, LB	3/0	P	P	P									
Martin, Jordan, DB	3/0	P	P	P									
Mathis, Trevon, DB	3/3	S	S	S									
Maynard, Lucas, DL	2/0	x	P	P									
McKinley-Lewis, Danzel, WR	3/0	P	P	P									
Meyers, Mark, DB	2/0	x	P	P									
Montgomery, D'Vario, WR	2/0	x	P	P									
Moore, Earl, DT	2/2	S	S	x									
Moore, Marquise, DT	1/1	x	x	S									
Nkansah, Elijah, OL	3/3	S	S	S									
Norton, Storm, OL	3/3	S	S	S									
Olekanma, Richard, LB	3/0	P	P	P									
Perschon, Paul, OL	3/3	S	S	S									
Phillips, Desmond, WR	3/0	P	P	P									
Powell, Jeremi, LB	3/0	P	P	P									
Quinn, Zach, DL	3/1	P	P	S									
Remy, Marc, DB	3/0	P	P	P									
Richards, Darryl, WR	3/0	P	P	P									
Roberts, Michael, TE	3/3	S	S	S									
Robinson, Kahlil, DB	1/0	x	x	P									
Rode, Josh, K	2/0	x	P	P									
Rogers, DeJuan, DB	3/3	S	S	S									
Seymour, Shakif, RB	1/0	x	x	P									
Skipper, Tuzar, DL	3/0	P	P	P									
Smith, Brad, RB	2/0	x	P	P									
Spelman, Brad, LS	3/0	P	P	P									
Stepec, John, DL	3/3	S	S	S									
Swanson, Terry, RB	3/0	P	P	P									
Swift, Connery, DB	3/3	S	S	S									
Taafe, Tyler, LB	3/3	S	S	S									
Teachey, Josh, LB	3/3	S	S	S									
Thompson, Cody, WR	3/3	S	S	S									
Thompkins, Art, RB	3/0	P	P	P									
Vest, Jameson, K	3/0	P	P	P									
Vucelich, Samuel, PK	3/0	P	P	P									
Weber, Bill, OL	1/0	x	x	P									
Weiss, Brant, OL	2/0	x	P	P									
Whitfield, Marcus, DB	2/0	P	P	x									
Williams, Jhonny, DL	2/0	x	P	P									
Williams, Jordan, DB	3/0	P	P	P									
Woodley, Ja'Wuan, LB	3/3	S	S	S									
Woodside, Logan, QB	3/3	S	S	S									