

BYUBASKETBALL

Kyle Chilton, BYU Athletic Communications | O: 801-422-4909 | C: 801-372-2080 | kyle_chilton@byu.edu | 30 Smith Fieldhouse | Provo, UT | 84602

BYU 2015-16 SCHEDULE

N13	Fri	Utah Valley	BYUtv	W, 85-54
N16	Mon	at Long Beach State	ESPN2	L, 65-66
N20	Fri	Adams State	BYUtv	W, 97-56
N25	Wed	Mississippi Valley State	BYUtv	W, 75-68
N28	Sat	Belmont	BYUtv	W, 95-81
D2	Wed	at Utah	Pac-12 Net L	75-83
D5	Sat	vs. Weber State ^	BYUtv	W, 73-68
D9	Wed	Utah State	BYUtv	W, 80-68
D12	Sat	at Colorado	Pac-12 Net L	83-92
D18	Fri	Central Michigan	BYUtv	W, 98-85
D22	Tue	vs. Harvard# (OT)	ESPNU	L, 82-85
D23	Wed	vs. New Mexico#	ESPNU	W, 96-66
D25	Fri	vs. Northern Iowa#	ESPNU	10:30 a.m.
D31	Thu	at Saint Mary's*	ESPNU	8 p.m.
J2	Sat	at Pacific*	TWC/ROOT NW	3 p.m.
J7	Thu	Santa Clara*	ESPNU	9 p.m.
J9	Sat	San Francisco*	BYUtv	7 p.m.
J14	Thu	at Gonzaga*	ESPN or ESPN2	6 p.m.
J16	Sat	at Portland*	ROOT RM/NW	3 p.m.
J21	Thu	at Loyola Marymount*	TWC	8 p.m.
J23	Sat	at Pepperdine*	BYUtv	5 p.m.
J28	Thu	Loyola Marymount*	ESPNU	9 p.m.
J30	Sat	Pepperdine*	ESPN2	8 p.m.
F4	Thu	Saint Mary's*	BYUtv	7 p.m.
F6	Sat	Pacific*	TWC/ROOT RM/NW	2 p.m.
F11	Thu	at San Francisco*	BYUtv	7 p.m.
F13	Sat	at Santa Clara*	TWC/ROOT RM/NW	1 p.m.
F18	Thu	at San Diego*	ESPNU	8 p.m.
F20	Sat	San Diego*	BYUtv	7 p.m.
F25	Thu	Portland*	ESPNU	9 p.m.
F27	Sat	Gonzaga*	ESPN or ESPN2	TBA
M3-8		WCC Basketball Championships		

^ at Vivint Smart Home Arena
 # Hawaiian Airlines Diamond Head Classic
 @ WCC Basketball Championships at Orleans Arena
 * WCC Game
 All times local to site

SOCIAL MEDIA

Website: www.BYUcougars.com
 Facebook: [/BYUbasketball](https://www.facebook.com/BYUbasketball) | [/BYUcougars](https://www.facebook.com/BYUcougars)
 Twitter: [@BYUbasketball](https://twitter.com/BYUbasketball) | [@BYUcougars](https://twitter.com/BYUcougars)
 Instagram: [BYUcougars](https://www.instagram.com/BYUcougars)
 Vine: [BYUcougars](https://vine.co/BYUcougars)
 Hashtags: [#BYUhoops](https://twitter.com/BYUcougars) [#GoCougs](https://twitter.com/BYUcougars)

Follow @BYUgamenotes on Twitter for in-game Cougar achievements, milestones and notes.



Northern Iowa (8-4, 0-0 MVC) PANTHERS

Head Coach Ben Jacobson
 Alma Mater North Dakota, 1994
 Career Record 205-109 (10th)
 Record at Northern Iowa Same

GAME INFORMATION

TV ESPN
 TV Talent Kanoa Leahey (play-by-play)
 Cory Alexander (analyst)
 Live Video WatchESPN.com
 Radio Cougar IMG Sports Network
 KSL 102.7 FM / 1160 AM
 Radio Talent Greg Wrubell (play-by-play)
 Mark Durrant (analyst)
 Live Stats BYUcougars.com

SERIES INFORMATION

Series Record First meeting
 Last Meeting First meeting
 H/A/N 0-0/0-0/0-0



BYU (8-4, 0-0 WCC) COUGARS

Head Coach Dave Rose
 Alma Mater Houston, 1983
 Division I Career Record 265-92 (11th)
 Record at BYU Same

BYU STORYLINES

- Chase Fischer holds the single-game 3-point field goals record in two Hawaiian tournaments. Last season, he hit a Maui Invitational record 10 3-pointers against Chaminade in a 121-85 win. Against New Mexico in the Diamond Head Classic, Fischer hit 9 3-pointers and scored a tournament record 41 points in a 96-66 win.
- Kyle Collinsworth posted his eighth career triple-double with 12 points, 10 rebounds and 10 assists vs. Central Michigan. He is the NCAA's career (8) and single-season (6 in 2014-15) triple-double record holder.
- Coach Dave Rose is BYU's all-time leader in winning percentage at 74.2 percent and second in career wins at 265. He has led the Cougars to 10-straight 20-win seasons and 10-straight postseason appearances, including eight NCAA tournament appearances during that stretch.

BYU'S PROJECTED STARTING LINEUP (BASED ON STARTERS FROM PREVIOUS GAME)



#5 | Kyle Collinsworth
 Guard
 6-6 | 215 | Sr.
 Provo, Utah
 Provo HS

GP/GS	MPG	Pts	Reb	Ast	Stl	FG%	3PT%	FT%
12/12	33.6	14.8	7.8	7.5	2.1	.444	.188	.653

Last Game: Totaled 10 points, 5 rebounds, 9 assists, 1 block and 5 steals vs. New Mexico
Notes: A team captain ... Nov. 30 WCC Co-Player of the Week and CBS Sports Player of the Week ... owns the NCAA career record for triple-doubles with 8 ... on the Wooden Award, Naismith Trophy and Oscar Robertson Trophy watch lists ... an Allstate NABC Good Works Team nominee



#1 | Chase Fischer
 Guard
 6-3 | 190 | Sr.
 Ripley, West Virginia
 Wake Forest

GP/GS	MPG	Pts	Reb	Ast	Stl	FG%	3PT%	FT%
12/12	31.2	16.7	2.4	1.8	1.2	.400	.353	.784

Last Game: Scored a career-best 41 points, hit 9 3s, had 5 boards and 4 assists vs. New Mexico
Notes: A team captain ... leads BYU with 36 made 3s ... scored 20-plus points in 3 consecutive games (26 at Utah, 21 vs. Weber State, 24 vs. Utah State) ... 10th all-time at BYU in made 3-pointers with 139 ... preseason All-WCC ... one of 10 Cougars all-time to score 40-plus in a game



#4 | Nick Emery
 Guard
 6-2 | 185 | Fr.
 Alpine, Utah
 Lone Peak HS

GP/GS	MPG	Pts	Reb	Ast	Stl	FG%	3PT%	FT%
11/7	30.1	15.7	3.4	2.8	1.4	.438	.367	.889

Last Game: Scored 20 points, hit 5 3s and dished out 4 assists vs. New Mexico
Notes: Has 4 20-point games, tied for 7th most by a BYU freshman ... has scored in double figures and hit a 3 in 9-straight games ... tied for 6th for 3s by a BYU freshman in a season with 29 ... second on the team in scoring, assists, steals and 3-pointers



#21 | Kyle Davis
 Forward
 6-8 | 225 | Jr.
 Draper, Utah
 Utah State

GP/GS	MPG	Pts	Reb	Ast	Blk	FG%	3PT%	FT%
12/12	30.8	13.8	10.8	1.7	1.0	.560	.667	.620

Last Game: Had 10 points, 6 rebounds, 2 assists and 2 steals vs. New Mexico
Notes: Has 6 double-doubles this season ... has scored in double figures and posted 6-plus rebounds in all 12 games ... named WCC Player of the Week on Nov. 16, 2015 ... posted 20 rebounds against Utah Valley, a BYU record for rebounds in a season opener



#33 | Nate Austin
 Forward
 6-11 | 245 | Sr.
 Alpine, Utah
 Lone Peak HS

GP/GS	MPG	Pts	Reb	Ast	Blk	FG%	3PT%	FT%
12/1	15.7	1.3	4.0	0.8	0.3	.412	.000	.333

Last Game: Posted 4 rebounds and a block vs. New Mexico
Notes: Made his first start of the season vs. New Mexico ... has 54 career starts ... has played in 128 games in his career, tied for 13th all-time at BYU ... 3rd all-time at BYU in offensive rebounds with 248 ... tied for 13th all-time in blocks


OFF THE BYU BENCH

No.	Name	Pos.	Ht.	Wt.	Yr.	Pts.	Reb.	Hometown (Previous School)	Notes
2	Zac Seljaas	G	6-7	215	Fr.	7.1	1.6	Bountiful, Utah (Bountiful HS)	Shot 2 of 2 from 3 vs. New Mexico ... has hit a 3-pointer in 5-straight games
3	Elijah Bryant ^	G	6-5	210	So.	-	-	Gwinnett, Ga. (Elon)	Transfer from Elon ... CAA ROY in 2014-15 ... sitting out due to NCAA transfer rules
12	Alan Hamson	C	7-2	210	Fr.	-	-	Lindon, Utah (Pleasant Grove HS)	6 bpg as a senior at PGHS ... LDS mission in California ... redshirting this season
15	Jake Toolson	G	6-5	205	So.	3.9	1.6	Gilbert, Arizona (Highland HS)	Taking a leave of absence for medical reasons
24	Davin Guinn	F	6-5	190	So.	-	-	Murrieta, Calif. (UC Riverside)	Played his freshman season at UC Riverside prior to serving a mission in Mexico
25	Jordan Chatman	G	6-5	195	Fr.	2.0	0.6	Vancouver, Wash. (Union HS)	Played 3 minutes vs. New Mexico
31	Braiden Shaw	F	6-9	210	Fr.	1.0	1.0	Eagle, Idaho (Eagle HS)	Had 1 assist vs. New Mexico
34	Jakob Hartssock	F	6-8	205	Fr.	0.3	1.0	Bartlesville, Okla. (Bartlesville HS)	Had 1 rebound vs. New Mexico
40	Jamal Aytes	F	6-6	235	So.	5.3	1.2	San Diego, Calif. (UNLV)	Totaled 9 points and 6 boards vs. New Mexico ... hit 3 of 3 from the field
44	Corbin Kaufusi	C	6-10	255	So.	6.9	4.1	Provo, Utah (Timpview HS)	Has started 11 games this season ... leads BYU with 18 blocks

*Stats from previous school ^ Sitting out due to NCAA transfer rules

Career Highlights

- 265-92 overall record (second all-time at BYU in wins) for a BYU record .742 winning percentage
- Currently 9th among active coaches in the NCAA in career winning percentage (as of 12/23/15)
- Reached 200 career victories in his 259th game as a head coach, 15th fastest in NCAA history
- With 257 victories through 10 seasons is sixth all-time for best career starts by wins in NCAA history
- With 232 victories through nine seasons is fifth all-time for best career starts by wins in NCAA history
- With 209 victories through first eight seasons is fourth all-time for best career starts by wins in NCAA history
- With 185 victories through first seven seasons is fourth all-time for best career starts by wins in NCAA history
- With 159 victories through first six seasons is tied for third all-time for best career starts by wins in NCAA history
- With 127 victories through five seasons is sixth all-time for best career starts by wins in NCAA history
- Streak of 10-consecutive 20-win seasons is tied for 20th all-time in NCAA history and tied for the seventh longest current streak (as of the 2014-15 season)
- Four Mountain West Conference regular season titles, a BYU and MWC record
- Three-time MWC Coach of the Year (2006, 2007, 2011)
- Two-time USBWA District VIII Coach of the Year (2006, 2011)
- Naismith Coach of the Year Finalist in 2011
- Honorable Mention for National Coach of the Year by Scout.com (2006)
- Eight trips to the NCAA tournament (a BYU record), including six-consecutive trips from 2007 to 2012 (a BYU record) and back-to-back appearances in 2014 and 2015
- Six-consecutive 25-win seasons (2006-11), and 10-consecutive 20-win seasons, both BYU records
- Holds top two spots for wins in a season in BYU history with 32 in 2010-11 and 30 in 2009-10
- Only BYU coach to win at least 20 games in each of his first 10 seasons
- Took BYU to the Sweet 16 in 2011 for the first time since 1981
- Coached Jimmer Fredette, the 2011 Consensus National Player of the Year
- Inducted into the Dixie State Athletics Hall of Fame on Sept. 14, 2013



Coaching Experience

- BYU Head Coach (2005-present)
- BYU Associate Head Coach (2000-2005)
- BYU Assistant Coach (1997-2000)
- Dixie State Head Coach (1990-1997)
- Dixie State Assistant Coach (1987-1990)
- Assistant coach at Pine View High School (1986-87)
- Head coach at Millard High School (1983-86)

Service

- A member of the National Coaches vs. Cancer Council
- Assisting with the Hope Lodge, a facility to be constructed in Salt Lake City to house families of cancer patients
- NABC Game Pillar Award for Service in 2008
- 63rd recipient of the Dale Rex Memorial Award
- Honorary Chair of the Children with Cancer Christmas Foundation
- Was the first coach in the state of Utah to participate in the American Cancer Society's nationwide Coaches vs. Cancer campaign
- Lobbied before Congress for more funding for cancer research in September 2010

Education

- Houston (1983, B.A.)

Playing Career

- Played baseball and basketball at Dixie State College
- Played for Houston from 1980-83 (played in 1980-81 and 82-83, redshirted in 1981-82)
- Co-captain on the famous "Phi-Slamma Jamma" team that featured Hakeem (then Akeem) Olajuwon and Clyde Drexler
- Helped Houston achieve a No. 1 ranking and reach the national championship game in 1983

Mission

- Manchester England (1977-79)

Personal/Family

- Wife: Cheryl
- Children: Daughter Chanell and husband Brock Reichner, son Garrett and wife Brooke, daughter Taylor
- Dave and Cheryl Rose have seven grandchildren

ROSE'S BYU COACHING LEDGER

Season	Overall	Pct.	Home	Pct.	Away	Pct.	Neutral	Pct.	Conf.	Pct.	Tourney	NCAA/NIT
05-06	20-9	.690	14-1	.933	5-7	.417	1-2	.333	12-4	.750	0-1	0-1 NIT
06-07	25-9	.735	17-0	1.000	6-7	.462	2-2	.500	13-3	.813	2-1	0-1 NCAA
07-08	27-8	.771	16-0	1.000	8-5	.615	3-3	.500	14-2	.875	2-1	0-1 NCAA
08-09	25-8	.758	14-2	.875	9-3	.750	2-3	.400	12-4	.750	1-1	0-1 NCAA
09-10	30-6	.833	15-1	.938	10-4	.714	5-1	.833	13-3	.813	1-1	1-1 NCAA
10-11	32-5	.865	13-1	.929	10-1	.909	9-3	.750	14-2	.875	2-1	2-1 NCAA
11-12	26-9	.743	13-3	.813	8-3	.727	5-3	.625	12-4	.750	1-1	1-1 NCAA
12-13	24-12	.667	15-3	.833	7-5	.583	2-4	.333	10-6	.625	0-1	3-1 NIT
13-14	23-12	.657	14-1	.933	5-8	.385	4-3	.571	13-5	.722	2-1	0-1 NCAA
14-15	25-10	.714	13-3	.813	8-3	.727	4-4	.500	13-5	.722	2-1	0-1 NCAA
15-16	8-4	.667	6-0	1.000	0-3	.000	2-1	.667	0-0	.000	—	—
Totals	265-92	.742	150-15	.909	76-49	.608	39-28	.582	126-38	.768	13-10	7-10

CURRENT MOST CONSECUTIVE DIVISION I 20-WIN SEASONS

Coach, School	Years	No.
Mike Krzyzewski, Duke	1997-2015	19
Bill Self, Tulsa, Illinois, Kansas	1999-2015	17
Mark Few, Gonzaga	2000-2015	16
Thad Matta, Butler, Xavier, Ohio State	2001-2015	15
Rick Pitino, Louisville	2003-2015	13
Roy Williams, North Carolina	2005-2015	11
Dave Rose, BYU	2006-2015	10
Keith Dambrot, Akron	2006-2015	10
Steve Fisher, San Diego State	2006-2015	10
Bo Ryan, Wisconsin	2007-2015	9

BEST CAREER STARTS BY WINS, 10 SEASONS

Coach, School	Date	W	L	Pct.
Roy Williams, Kansas	1989-98	282	62	.820
Everett Case, NC State	1947-56	265	60	.815
Mark Few, Gonzaga	2000-09	264	66	.800
Jamie Dixon, Pittsburgh	2004-13	262	86	.753
Thad Matta, Butler, Xavier, OSU	2001-10	258	85	.752
Dave Rose, BYU	2006-15	257	88	.745
Sean Miller, Xavier, Arizona	2005-14	249	95	.724
Larry Brown, UCLA, Kansas, SMU	1980-81, 84-88, 2013-15	241	94	.719
Denny Crum, Louisville	1972-81	240	64	.789
Jerry Tarkanian, LBSU, UNLV	1969-78	238	41	.853

ROSE'S MILESTONE VICTORIES

Win	Date	Opponent	Score	Record
25	12/06/06	San Jose State	81-69	25-11 (.694)
50	11/23/07	vs. No. 6 Louisville	78-76	50-18 (.735)
75	11/20/08	North Florida	74-41	75-26 (.743)
100	11/20/09	at Hawaii	83-65	100-34 (.746)
125	03/06/10	at TCU	107-77	125-38 (.767)
150	02/09/11	at Air Force	90-52	150-42 (.781)
175	01/16/12	at San Diego	82-63	175-49 (.781)
200	01/19/13	San Diego	74-57	200-59 (.772)
225	02/06/14	Santa Clara	89-76	225-75 (.750)
250	02/07/14	at Loyola Marymount	87-68	250-86 (.744)

BYU VS. NORTHERN IOWA

Overall Series Record: First Meeting

Series vs. Northern Iowa
First meeting

Northern Iowa's projected starting lineup

No.	Name	Ht.	Pos.	Ppg	Rpg
11	Wes Washpun	6-1	G	15.9	4.4
4	Paul Jespersen	6-6	G	13.1	5.4
5	Matt Bohannon	6-4	G	11.7	3.7
20	Jeremy Morgan	6-5	G	11.1	4.8
25	Bennett Koch	6-9	F	6.3	2.8

Northern Iowa's last game

w, 63-59 vs. Washington State, 12/23/15

BYU	CATEGORY	UNI
8-4, 0-0	W-L	8-4, 0-0
7-3	Last 10	7-3
3-2	Last 5	3-2
83.7	PPG	73.8
72.7	Opp PPG	68.7
+11.0	Margin	+5.1
.475	FG%	.494
.404	FG% Def	.441
.375	3FG%	.405
8.6	3FG/Game	8.9
.364	Opp 3FG%	.309
.649	FT%	.731
41.8	RPG	30.7
36.2	Opp RPG	32.8
+5.7	Margin	-2.1
16.9	Assist/Game	12.8
13.2	TO/Game	11.8
13.7	Opp TO/Game	11.3
+0.5	Margin	-0.5
6.7	Steals/Game	5.6
4.0	Blocks/Game	2.2

BY THE NUMBERS

2 Nick Emery (27) and Kyle Collinsworth (26) both scored 25-plus points against Belmont, the first time BYU has had two players with 25 or more in the same game since March 18, 2010, vs. Florida in the NCAA tournament when Jimmer Fredette had 37 and Michael Loyd Jr. scored 26.

8 The number of career triple-doubles for Kyle Collinsworth after his 12-point, 10-rebound and 10-assist performance against Central Michigan. Collinsworth is now the NCAA career record holder for triple-doubles. He had previously been tied with Michael Anderson (Drexel) and Shaquille O'Neal (LSU) for the career record at six. Collinsworth also owns the NCAA single season record, set in 2014-15 when he posted six triple-doubles.

10 The number of consecutive seasons BYU has won at least 20 games. BYU has also reached the postseason in 10-straight seasons. Both streaks are program records.

12 The number of consecutive games junior forward Kyle Davis has scored in double figures and posted at least 6 rebounds. Davis has 5 double-doubles during that span.

12 The number of times in his career Kyle Collinsworth has registered double figure assists, a BYU record. This season, Collinsworth has four games with double figure assists, including tying his career high with 11 assists vs. Utah State.

14 After starting the season 2 of 4 from the free-throw line, freshman Nick Emery has made his last 14 attempts, dating back to the Belmont game on Nov. 28.

20 Kyle Davis set a BYU record for most rebounds in a season opener, posting 20 boards to go with 17 points against Utah Valley in his Cougar debut.

26 The number of career double-doubles for Kyle Collinsworth, first all-time in BYU history among guards and 9th overall.

68 The number of rebounds posted by BYU against Utah Valley in the season opener, the ninth most in team history and the most by a Cougar team in the Marriott Center.

264 Dave Rose (2005 to present) is second all-time in BYU basketball history with 264 career victories, behind only the great Stan Watts, who coached the Cougars to 371 wins from 1949 to 1972 and was inducted into the Naismith Memorial Basketball Hall of Fame in 1986.

1,318 The number of points Kyle Collinsworth has scored in his career, 22nd all-time in BYU history and 19 points from tying Marty Haws for 21st.

Collinsworth named a Cousy Award candidate

The Naismith Memorial Basketball Hall of Fame named BYU's Kyle Collinsworth one of 20 watch list finalists for the 2016 Bob Cousy Point Guard of the Year Award presented by College of the Holy Cross. Among the 20 watch list finalists, Collinsworth ranked first in rebounds, third in assists and fifth in steals in 2014-15. See the list of finalists below:

Kyle Collinsworth, BYU	Monte Morris, Iowa State	Kris Dunn, Providence
Tyrone Wallace, California	Frank Mason, Kansas	Carson Puriefoy, Stony Brook
Maodo Lo, Columbia	Tyler Ullis, Kentucky	Jalen Brunson, Villanova
Xavier Rathan-Mayes, Florida State	Melo Trimble, Maryland	Ryan Arcidiacono, Villanova
D'Vauntes Smith-Rivera, Georgetown	Marcus Paige, North Carolina	Fred VanVleet, Wichita State
Juan'ya Green, Hofstra	Demetrius Jackson, Notre Dame	Bronson Koenig, Wisconsin
Yogi Ferrell, Indiana	Gary Payton, Jr., Oregon State	

LAST TIME OUT – FISCHER'S RECORD BREAKING DAY LEADS COUGARS OVER LOBOS

HONOLULU – Chase Fischer's career-high 41 points gave the BYU Cougars a 96-66 win over former Mountain West Conference rival New Mexico Wednesday afternoon in the Hawaiian Airlines Diamond Head Classic.

Fischer made nine 3-pointers to set a new record at the Diamond Head Classic and was one shy of his 10 treys last year at the Maui Invitational. Fischer's 41 points are also a Diamond Head Classic record. Nick Emery had 20 points and Kyle Collinsworth added 10 points, nine assists, five rebounds and four steals in the Cougars' winning effort.

After winning the tip in the first half, Sam Logwood made the first bucket for New Mexico (7-5) off a right handed layup. Fischer had BYU's first points off a deep 3-pointer from the right side to put the Cougars up 3-2. Davis took the ball to the baseline and added a layup to extend the Cougars' lead to three. Emery added another 3-pointer to put the Cougars up 8-4 with 17 minutes to play. Davis added a pair of free-throws and Fischer added another deep 3 to make the score 13-4.

Later on, Elijah Brown made noise for the Lobos with a deep 3-pointer but Emery responded with a three of his own to make it 21-9 for BYU. The Lobos responded with four straight points, but Fischer hit another 3 after a Collinsworth rebound to make it 24-13 with 12 minutes to play in the first half.

Fischer hit his fifth triple of the game to make it 30-19, but strong defense on New

Mexico's end brought the game within seven. Fischer showed his versatility with a layup and Davis found the basket from the baseline again to make the score 34-25 with 6:30 to play before halftime.

Back-to-back 3-pointers from New Mexico kept the Lobos hanging around, but Aytes ended the run with a layup with 50 seconds to play in the half. Fischer's reverse layup gave the Cougars a eight-point lead, 46-38, to end the first half.

Emery and Fischer each added 3-pointers to put the Cougars up by 14 with 17 minutes to play to open the second frame. Fischer added his eighth 3-pointer a minute later, breaking the Diamond Head Classic record and giving the Cougars a 61-48 lead with 15:35 to play.

A Collinsworth layup, three converted free-throws and a Fischer layup made the score 69-49 for the Cougars with 13 minutes to play. Aytes' left-corner jumper kept the 20-point lead, but New Mexico's Cullen Neal added five straight points to bring the score within 15 with 10 minutes to play. Emery converted a 3-point play and Davis found the basket from the baseline to help BYU regain its 20-point lead with nine minutes to play.

Seljaas added another trey and Fischer added his ninth triple of the game to give the Cougars a 30-point lead. The 3-pointer was Fischer's last of the night before resting on the bench to close out the game.

QUICK FACTS

University Information

Location: Provo, Utah 84602
 Elevation: 4,553 feet
 Enrollment: 33,336 (Daytime)
 Founded: October 15, 1875
 Owned: The Church of Jesus Christ of Latter-day Saints
 Nickname: Cougars
 Mascot: Cosmo
 Colors: Blue and White
 Arena (capacity): Marriott Center (18,987)
 Conference: West Coast Conference
 President: Kevin J Worthen (BYU, 1979)
 Athletic Director: Tom Holmoe (BYU, 1983)
 Athletic Website: BYUcougars.com
 Tickets: (801) 422-BYU1 or (800) 322-BYU1

2015-16 Preview

Lettermen Returning/Lost: 6/10
 Newcomers: 6
 Returning Redshirts: 4
 Starters Returning/Lost: 3/2
 Returning Scoring: 37.8% (1,109 of 2,931 pts)
 Returning Rebounding: 43.4% (586 of 1,349 reb)
 Returning Assists: 48.5% (288 of 594 ast)
 Returning Blocks: 47.6% (49 of 103)
 Returning Minutes: 40.7% (2,892 of 7,100)

2014-15 Review

Overall Record: 25-10
 H/A/N Record: 13-3/8-3/4-4
 Conference Record/Finish: 13-5 (2nd)
 2015 Postseason: (0-1 in the NCAA tournament)
 1st Round: Ole Miss – L, 90-94
 2015 Final National Ranking: NR/NR

BYU Coaching Staff

Head Coach: Dave Rose
 Alma Mater (year): Houston (1983)
 Record at School (years): 265-92 (11th year)
 Career Division I Record (years): same
 Basketball Office Fax: (801) 422-5965
 Associate Head Coach (Alma Mater, year)
 Tim LaComb (Utah, 2006)
 Assistant Coaches (Alma Mater, year)
 Terry Nashif (BYU, 2005)
 Quincy Lewis (Wagner, 1993)
 Dir. of Basketball Operations: Andrew May (BYU, 2010)

BYU History

First Year of Basketball: 1903
 All-Time Record: 1746-1052 (.624)
 Winning Seasons: 88 (last 2015)
 Regular Season Conf. Championships: 29 (last 2011)
 Postseason Appearances (record): 40 (30-41)
 Total NCAA Appearances (record): 29 (15-32)
 Last NCAA Appearance: 2015
 First Round: L vs. No. 11 seed Ole Miss, 90-94
 Total NIT Appearances (Record): 11 (15-9)
 Last NIT Appearance: 2013
 Result: Advanced to the semifinals

Media Relations

Men's Basketball Contact: Kyle Chilton
 Cell Phone: 801-372-2080
 Office Phone: 801-422-4909
 Email: kyle_chilton@byu.edu

Media Information

Radio Station: Cougar IMG Sports Network/KSL
 102.7 FM and 1160 AM
 Play-By-Play Announcer: Greg Wrubell
 Beat Writers: Jeff Call, Deseret News
 Darnell Dickson, Daily Herald
 Jay Drew, Salt Lake Tribune

2015-16 BYU STARTING LINEUPS

Opponent	(1)	(2)	(3)	(4)	(5)
Utah Valley	Collinsworth	Fischer	Toolson	Davis	Kaufusi
at Long Beach State	Collinsworth	Fischer	Toolson	Davis	Kaufusi
Adams State	Collinsworth	Fischer	Toolson	Davis	Kaufusi
Mississippi Valley State	Collinsworth	Fischer	Emery	Davis	Kaufusi
Belmont	Collinsworth	Fischer	Emery	Davis	Kaufusi
at Utah	Collinsworth	Fischer	Emery	Davis	Kaufusi
vs. Weber State	Collinsworth	Fischer	Toolson	Davis	Kaufusi
Utah State	Collinsworth	Fischer	Toolson	Davis	Kaufusi
at Colorado	Collinsworth	Fischer	Emery	Davis	Kaufusi
Central Michigan	Collinsworth	Fischer	Emery	Davis	Kaufusi
vs. Harvard	Collinsworth	Fischer	Emery	Davis	Kaufusi
vs. Auburn/New Mexico	Collinsworth	Fischer	Emery	Davis	Austin
vs. TBA					
at Saint Mary's					
at Pacific					
Santa Clara					
San Francisco					
at Gonzaga					
at Portland					
at Loyola Marymount					
at Pepperdine					
Loyola Marymount					
Pepperdine					
Saint Mary's					
Pacific					
at San Francisco					
at Santa Clara					
at San Diego					
San Diego					
Portland					
Gonzaga					
Won-Loss Records	(1)	(2)	(3)	(4)	(5)
4-1	Collinsworth	Fischer	Toolson	Davis	Kaufusi
3-3	Collinsworth	Fischer	Emery	Davis	Kaufusi
1-0	Collinsworth	Fischer	Emery	Davis	Austin

GAMES PLAYED (RECORD)

	2015-16	Career
Nate Austin	12 (8-4)	128 (88-40)
Kyle Collinsworth	12 (8-4)	115 (85-30)
Chase Fischer	12 (8-4)	46 (33-13)
Corbin Kaufusi	12 (8-4)	46 (32-14)
Jake Toolson	10 (7-3)	36 (26-10)
Kyle Davis	12 (8-4)	12 (8-4)
Nick Emery	11 (7-4)	11 (7-4)
Jordan Chatman	11 (7-4)	11 (7-4)
Zac Seljaas	11 (7-4)	11 (7-4)
Jakob Hartsock	7 (4-3)	7 (4-3)
Braiden Shaw	6 (5-1)	6 (5-1)
Jamal Aytes	7 (4-3)	7 (4-3)

GAMES STARTED (RECORD)

	2015-16	Career
Kyle Collinsworth	12 (8-4)	106 (77-29)
Nate Austin	1 (1-0)	54 (36-18)
Chase Fischer	12 (8-4)	45 (32-13)
Corbin Kaufusi	11 (7-4)	24 (17-7)
Kyle Davis	12 (8-4)	12 (8-4)
Jake Toolson	5 (4-1)	5 (4-1)
Nick Emery	7 (4-3)	7 (4-3)

STREAKS

Streak	2015-16	Overall
Current won/loss streak	1 win	same
At home	6 wins	12 wins
On the road	3 losses	same
On a neutral floor	1 win	same
At home vs. Nonconference	6 wins	8 wins
At home vs. WCC		6 wins
On the road vs. Nonconference	3 losses	same
On the road vs. WCC		3 wins
On a neutral floor vs. Nonconference	1 win	same
On a neutral floor vs. WCC		1 loss
At regular season tournament		1 loss
At WCC Tournament		1 loss
NCAA Tournament		3 losses
At NIT		1 loss
Games with a 3-point make	12 games	50 games
Vs. In-state teams	2 wins	same
At home vs. in-state teams	2 wins	same
On the road vs. in-state teams	1 loss	same

LEADS AND DEFICITS, BYU'S BIGGEST...

Halftime lead	20 (46-26 vs. Utah Valley)
Halftime lead lost in defeat	—
Halftime deficit	23 (28-51 at Utah)
Halftime deficit erased in victory	2 (40-42 vs. Belmont)
Overall lead	44 (91-47 vs. Adams State)
Margin of victory	41 (97-56 vs. Adams State)
Margin of defeat	9 (83-92 at Colorado)
Lead lost in defeat	8 (10-2 at Long Beach State)
Overall deficit	25 (36-61 at Colorado)
Deficit overcome in victory	11 (14-25 vs. Belmont)

Rose vs. the state

BYU basketball coach Dave Rose has compiled a record of 34-9 vs. in-state opponents since taking over in 2005-06. He has the best winning percentage (.791) of any coach vs. in-state teams during that time and is the most wins, ahead of former Utah State coach Stew Morrill (32-11 vs. in-state teams from 2005-15, a .744 winning percentage). BYU won its opener 85-54 at home against Utah Valley and former BYU assistant Mark Pope on Nov. 13. The Cougars fell 83-75 at Utah on Dec. 2, defeated Weber State 73-68 at Vivint Smart Home Arena on Dec. 5 and defeated Utah State 80-68 at home on Dec. 9.

Opponent	W	L	Opponent	W	L	Opponent	W	L
Utah	12	6	Weber State	11	0	Utah Valley	1	0
Utah State	7	3	Southern Utah	3	0			

AWARDS CANDIDATES

**Kyle Collinsworth
All-America Candidate**

- First on the team in assists and steals, second in rebounding and third in scoring and blocks
- Posted his NCAA career record 8th triple-double with 12 points, 10 rebounds and 10 assists against Central Michigan
- Nov. 30 Co-WCC and CBS Sports National Player of the Week
- A candidate for the Bob Cousy Award
- Named to the Wooden Award Preseason Top 50
- On the Naismith Trophy Early Season Watch List
- On the Oscar Robertson Trophy Watch List

From CBSsports.com

The wild thing about Collinsworth getting to seven career triple-doubles is that he's done it over the course of 32 GAMES! Yes, that's right: ... he's loaded up a trip-dub in the boxscore one in every 4.5 games.

ESPN's Jay Bilas on Collinsworth

"For anybody to put up a triple-double – I don't care who it's against – is noteworthy. And in the college games, it's only a 40 minute game, it's really hard to do. That's incredibly impressive."

"He plays incredibly hard. To do it in all those different categories is really, really awesome."

ESPN's Sean Farnham on Collinsworth

"This season he gets the #NoLoveTeam All-America nod; next season, he should be on the preseason lists of the top players in the country."

ESPN's Roxy Bernstein on Collinsworth

"If I'm going with the most valuable player, to me it's Collinsworth because of everything he does for BYU. Scores, rebounds, assists, defend, you name it, he does it."

ESPN's Seth Greenberg on Collinsworth (Tweet)

"Kyle Collinsworth might be the most complete player in CBB. Triple double machine don't count out Cougars. Mission reload!"

Chase Fischer

All-Conference, All-District Candidate

- Set Diamond Head Classic records with 41 points and 9 3-point field goals
- Has 27 3s this season, including a season-best 5 vs. Belmont
- Finished with 19 points – all in the second half – vs. Belmont
- Scored a season-high 26 points – all in the second half – at Utah
- Scored 21 points on 7 of 12 shooting and added 4 steals vs. Weber State
- Had 24 points and 3 steals vs. Utah State
- Scored 23 points and had 3 assists vs. Central Michigan

OVER THE LAST...

- Freshman guard Zac Seljaas is averaging 14.3 points while shooting 68.2 percent (15-22) from 3 over the last 4 games
- After starting the season shooting 44.4 percent (12-27) from the free throw line, junior forward Kyle Davis is shooting 82.6 percent (19-23) over the last 5 games.
- Senior guard and Cousy Award candidate Kyle Collinsworth opened the season averaging 5.3 assists through 4 games. Over the last 8 games, he has totaled 69 assists, including 4 games with double-digit assists for an average of 8.6 dimes per contest.
- Freshman guard Nick Emery averaged 6.0 points in his first two games as a Cougar. Since then, he is averaging a team-best 17.9 points per game.

NOTES AND STORYLINES

Dave Rose

BYU head coach Dave Rose has led the Cougars to one of the most successful eras in program history since taking over in 2005. His career record of 265-92 ranks him second in BYU history in total victories and first in winning percentage (.742). Rose has been named conference coach of the year three times, led the Cougars to four conference titles, eight NCAA tournament appearances, two NIT appearances, seven 25-win seasons and 10 20-win seasons. In 2010, he led BYU to its first NCAA tournament victory in 17 years and the Cougars won at least one postseason game in the next three seasons.

Rose among the nation's best

Dave Rose is 9th in career winning percentage among active NCAA Division I head coaches (as of 12/23/15).

Rk	Coach	Yrs.	W	L	Pct.	Rk	Coach	Yrs.	W	L	Pct.
1	Mark Few, Gonzaga	17	448	106	.8087	9	Dave Rose, BYU	11	265	92	.7423
2	Roy Williams, UNC	28	760	204	.7884	10	Rick Pitino, Louisville	31	733	255	.7419
3	John Calipari, Kentucky	24	602	178	.7718	11	Bruce Pearl, Auburn	21	483	169	.7408
4	Mike Krzyzewski, Duke	41	1027	312	.7670	12	Jamie Dixon, Pittsburgh	13	317	112	.7389
5	Thad Matta, Ohio State	16	408	130	.7584	13	Tim Cluess, Iona	10	220	83	.7261
6	Bill Self, Kansas	23	569	184	.7556	14	Jim Boeheim, Syracuse	40	871	334	.7228
7	Sean Miller, Arizona	12	295	100	.7468	15	Larry Brown, SMU	11	243	94	.7211
8	Shaka Smart, Texas	7	171	59	.7435						

Ripley's believe it or not

Ripley, West Virginia, native had himself a morning against New Mexico on day two of the Hawaiian Airlines Diamond Head Classic, setting tournament records with 41 points and 9 3-point field goals. Fischer is one of 10 Cougars (Jimmer Fredette, Tyler Haws, Bob Skousen, Dave Eastis, Timo Saarelainen, Danny Ainge, John Fairchild, Marty Haws, Dick Nemelka) to score 40 in a game and his 9 3-pointers are tied for the second most in a game in BYU history.

Emery in good company

Against Adams State, Nick Emery scored a then career-high 20 points to go along with six assists. Emery joined seven other Cougar freshmen who scored 20-plus points in at least one of their first three games: Mike Rose (1st), Russell Larson (1st), Shawn Bradley (1st), Fred Roberts (2nd), Danny Ainge (2nd), Eric Mika (3rd) and Matt Carlino (3rd).

Emery ahead of the curve

Emery has a better scoring average than all but three freshmen in BYU history through their first 10 games played. See below for the top 10.

Rk	Name	Year	Points	Average	Rk	Name	Year	Points	Average
1	Danny Ainge	1978-79	215	21.5	6	Matt Carlino	2011-12	146	14.6
2	Shawn Bradley	1990-91	183	18.3	7	Eric Mika	2013-14	142	14.2
3	Mark Bigelow	1998-99	174	17.4	8	Devin Durrant	1978-79	137	13.7
4	Nick Emery	2015-16	153	15.3	9	Trent Plaisted	2005-06	134	13.4
5	Mekeli Wesley	1997-98	149	14.9	10	Fred Roberts	1978-79	133	13.3

Slow down for what?

While college basketball has been trending toward slower, lower scoring games over the last several seasons, BYU basketball has maintained its high-octane attack. From 2009 to 2015, BYU was one of only two teams along with VMI in the country to be ranked among the top-15 in scoring each year. During that span, the Cougars have finished second (2009-10, 2014-15), third (2013-14), seventh (2010-11), 12th (2012-13) and 13th (2011-12). Through nine games in 2015-16, BYU is averaging 83.7 points per game.

'What would we do baby, without us?'

Several players on the 2015-16 roster have family ties to former BYU men's and women's basketball players.

- Jordan Chatman: Jeff Chatman, father (1984-88)
- Kyle Collinsworth: Chris Collinsworth, brother (2007-08, 10-12)
- Nick Emery: Jackson Emery, brother (2005-06, 08-11)
- Alan Hamson: Jennifer Hamson, sister (2010-14); Tresa Spaulding Hamson, mother (1983-87)
- Jakob Hartsock: Noah Hartsock, brother (2008-12)
- Corbin Kaufusi: Bronson Kaufusi, brother (2012-13)
- Zac Seljaas: Nancy Seljaas, sister (2002-07)
- Jake Toolson: Danny Ainge, uncle (1977-81)

Missions

Nine of BYU's players and four members of the coaching staff have served missions for The Church of Jesus Christ of Latter-day Saints. See the list below:

Players	Coaches
Nate Austin: McAllen, Texas	Alan Hamson: Ventura, California
Jordan Chatman: Taiwan	Jakob Hartsock: Las Vegas
Kyle Collinsworth: Russia	Corbin Kaufusi: South Korea
Kyle Davis: Detroit	Braiden Shaw: Sacramento, California
Nick Emery: Germany	Dave Rose: England
	Tim LaComb: Boston
	Andrew May: Washington, D.C.
	Terry Nashif: Columbia, South Carolina

Collinsworth's triple-doubles

See below for a list of Kyle Collinsworth's NCAA career record eight triple-doubles:

Opponent	Pts	Reb	Ast
vs. Hawai'i, 12/6/14	19	12	10
Gonzaga, 12/27/14	19	12	10
at San Francisco, 1/3/15	12	12	10
at Pacific, 1/15/15	17	11	11
at Loyola Marymount, 2/7/15	23	12	10
vs. Portland, 3/9/15	13	14	11
vs. Belmont, 11/28/15	26	10	10
vs. Central Michigan, 12/18/15	12	10	10

#BYUhoops

BYU'S RECORD WHEN ...

Venue	15-16	H	A	N	Under Rose
Overall	8-4	6-0	0-3	2-1	265-92
Home	6-0	—	—	—	150-15
Away	0-3	—	—	—	76-49
Neutral	2-1	—	—	—	39-28
Lead at the half/end of game...	15-16	H	A	N	Under Rose
BYU leads at the half	6-0	4-0	0-0	2-0	218-27
Opponent leads at the half	1-4	1-0	0-3	0-1	38-60
Score tied at the half	1-0	1-0	0-0	0-0	9-5
BYU leads w/5 min left	8-0	6-0	0-0	2-0	251-9
Opponent leads w/5 min left	0-4	0-0	0-3	0-1	11-81
Score tied w/5 min left	0-0	0-0	0-0	0-0	3-2
BYU leads w/1 min left	8-0	6-0	0-0	2-0	259-2
Opponent leads w/1 min left	0-4	0-0	0-3	0-1	3-85
Score tied w/1 min left	0-0	0-0	0-0	0-0	3-5
Game goes into overtime	0-1	0-0	0-0	0-1	8-8
BYU scores...	15-16	H	A	N	Under Rose
100-plus points	0-0	0-0	0-0	0-0	14-1
90-99 points	4-0	3-0	0-0	1-0	51-3
80-89 points	2-2	2-0	0-1	0-1	88-14
70-79 points	2-1	1-0	0-1	1-0	88-28
60-69 points	0-1	0-0	0-1	0-0	20-40
60 or less points	0-0	0-0	0-0	0-0	4-6
Opponent scores...	15-16	H	A	N	Under Rose
100-plus points	0-0	0-0	0-0	0-0	2-3
90-99 points	0-1	0-0	0-1	0-0	3-11
80-89 points	2-2	2-0	0-1	0-1	17-34
70-79 points	0-0	0-0	0-0	0-0	60-35
60-69 points	4-1	2-0	0-1	2-0	109-9
50-59 points	2-0	2-0	0-0	0-0	54-0
50 or less points	0-0	0-0	0-0	0-0	20-0
BYU double figure scorers	15-16	H	A	N	Under Rose
One player in double figures	0-0	0-0	0-0	0-0	1-4
Two players in double figures	0-0	0-0	0-0	0-0	31-21
Three players in double figures	1-2	0-0	0-1	1-1	91-41
Four players in double figures	5-2	4-0	0-2	1-0	95-21
Five players in double figures	2-0	2-0	0-0	0-0	35-5
Six players in double figures	0-0	0-0	0-0	0-0	10-0
Seven players in double figures	0-0	0-0	0-0	0-0	1-0
Shooting, rebounding and TOs	15-16	H	A	N	Under Rose
BYU shoots 50% or better	4-1	2-0	0-0	2-1	118-10
Opponent shoots 50% or better	1-0	0-0	0-0	1-0	16-32
BYU outshoots opponent	7-2	5-0	0-1	2-1	214-19
Opponent outshoots BYU	1-2	1-0	0-2	0-0	50-71
Teams shoot equal FG%	0-0	0-0	0-0	0-0	1-2
BYU outrebounds opponent	7-1	6-0	0-1	1-0	204-25
Opponent outrebounds BYU	1-3	0-0	0-2	1-1	50-61
BYU, opponent tie in rebounds	0-0	0-0	0-0	0-0	11-6
BYU has a positive TO margin	6-1	4-0	0-1	2-0	167-35
BYU has a negative TO margin	2-1	2-0	0-1	0-0	71-46
BYU, opponent tie in TOs	0-2	0-0	0-1	0-1	27-11
Wins, losses and rest	15-16	H	A	N	Under Rose
Coming off a win	3-4	3-0	0-3	0-1	191-73
Coming off a loss	5-0	3-0	0-0	2-0	74-19
Two-plus days between games	7-4	6-0	0-3	1-1	215-71
One day between games	0-0	0-0	0-0	0-0	37-7
Playing the next day	1-0	0-0	0-0	1-0	13-14
Days	15-16	H	A	N	Under Rose
Monday	0-1	0-0	0-1	0-0	7-3
Tuesday	0-1	0-0	0-0	0-1	37-9
Wednesday	3-1	2-0	0-1	1-0	53-15
Thursday	0-0	0-0	0-0	0-0	32-20
Friday	3-0	3-0	0-0	0-0	27-7
Saturday	2-1	1-0	0-1	1-0	109-38

BYU'S RECORD WHEN ...

On television	15-16	H	A	N	Under Rose
All games on TV	8-4	6-0	0-3	2-1	228-86
On BYUtv	7-0	6-0	0-0	1-0	81-6
On ESPN	0-0	0-0	0-0	0-0	1-3
On ESPN2	0-1	0-0	0-1	0-0	12-18
On ESPN3	1-1	0-0	0-0	1-1	17-7
On ESPNEWS	0-0	0-0	0-0	0-0	1-0
On TWC/ROOT Sports	0-0	0-0	0-0	0-0	7-6
On truTV	0-0	0-0	0-0	0-0	1-4
On CBS	0-0	0-0	0-0	0-0	4-5
On Pac-12 Network	0-2	0-0	0-2	0-0	0-4
Top 25	15-16	H	A	N	Under Rose
vs. a top 25 opponent	0-0	0-0	0-0	0-0	10-27
as a top 25 team	0-0	0-0	0-0	0-0	57-16
Months	15-16	H	A	N	Under Rose
November	4-2	4-0	0-2	0-0	53-14
December	4-2	2-0	0-1	2-1	61-22
January	0-0	0-0	0-0	0-0	61-22
February	0-0	0-0	0-0	0-0	57-13
March	0-0	0-0	0-0	0-0	33-20
April	0-0	0-0	0-0	0-0	0-1
Margin of victory/defeat	15-16	H	A	N	Under Rose
1-4 points	0-2	0-0	0-1	0-1	28-23
5-9 points	2-2	1-0	0-2	1-0	46-27
10-15 points	3-0	3-0	0-0	0-0	68-24
16-19 points	0-0	0-0	0-0	0-0	30-13
20-29 points	0-0	0-0	0-0	0-0	53-5
30-39 points	2-0	1-0	0-0	1-0	26-0
40-49 points	1-0	1-0	0-0	0-0	9-0
50+ points	0-0	0-0	0-0	0-0	5-0

DUNKS

	2015-16	Career
Nate Austin	1	17
Kyle Collinsworth	6	56
Corbin Kaufusi	7	17
Kyle Davis	6	6
BYU	20	
Opponents	16	

LATE GAME FREE THROWS, 5:00-2:00

Player	Season	Career
Nate Austin	0-0 (.000)	5-10 (.500)
Kyle Collinsworth	6-10 (.600)	38-61 (.623)
Corbin Kaufusi	0-2 (.000)	3-8 (.375)
Chase Fischer	8-11 (.667)	12-17 (.706)
Jake Toolson	0-0 (.000)	2-2 (1.000)
Jordan Chatman	1-2 (.500)	1-2 (.500)
Braiden Shaw	2-4 (.500)	2-4 (.500)
Kyle Davis	1-2 (.500)	1-2 (.500)
Totals	18-31 (.581)	
Under Rose	666-914 (.729)	

LATE GAME FREE THROWS, 2:00-0:00

Player	Season	Career
Nate Austin	0-0 (.000)	13-20 (.650)
Kyle Collinsworth	10-16 (.625)	41-66 (.621)
Chase Fischer	9-11 (.818)	12-15 (.800)
Corbin Kaufusi	0-0 (.000)	2-3 (.667)
Braiden Shaw	1-2 (.500)	1-2 (.500)
Nick Emery	4-5 (.800)	4-5 (.800)
Kyle Davis	2-3 (.667)	2-3 (.667)
Zac Seljaas	1-2 (.500)	1-2 (.500)
Totals	27-39 (.692)	
Under Rose	855-1141 (.749)	

2015-16 SCORING BY HALF (BYU-OPPONENT)

Opponent	1st half	Margin	FG %	2nd half	Margin	FG %	OT	Margin	FG %	Final	Margin	FG %
Utah Valley	46-26	+20	41.5-27.8	39-28	+11	39.4-25.0	--	--	--	85-54	+31	40.5-26.4
at Long Beach State	30-36	-6	40.0-35.1	35-30	+5	48.3-26.5	--	--	--	65-66	-1	44.1-31.0
Adams State	42-29	+13	57.6-25.7	55-27	+28	61.1-30.0	--	--	--	97-56	+41	59.4-27.7
Miss. Valley State	44-32	+12	48.4-35.5	31-36	-5	44.0-45.5	--	--	--	75-68	+7	46.6-40.6
Belmont	40-42	-2	43.6-51.5	55-39	+16	48.5-46.2	--	--	--	95-81	+14	45.8-49.2
at Utah	28-51	-23	35.5-52.9	47-32	+15	48.5-34.6	--	--	--	75-83	-8	42.2-45.0
vs. Weber State	39-37	+2	60.0-66.7	34-31	+3	54.5-37.9	--	--	--	73-68	+5	57.7-50.9
Utah State	39-24	+15	44.1-24.2	41-44	-3	41.7-46.9	--	--	--	80-68	+12	42.9-35.4
at Colorado	36-48	-12	38.9-52.6	47-44	+3	39.0-36.7	--	--	--	83-92	-9	39.0-45.6
Central Michigan	44-44	0	48.4-48.5	54-41	+13	60.6-45.2	--	--	--	98-85	+13	54.7-46.9
vs. Harvard	29-31	-2	44.4-42.9	37-35	+2	48.1-48.1	16-19	-3	83.3-66.7	82-85	-3	50.0-47.5
vs. New Mexico	46-38	+8	50.0-50.0	50-28	+22	55.6-40.9	--	--	--	96-66	+30	52.5-45.8
vs. Northern Iowa												
at Saint Mary's												
at Pacific												
Santa Clara												
San Francisco												
at Gonzaga												
at Portland												
at Loyola Marymount												
at Pepperdine												
Loyola Marymount												
Pepperdine												
Saint Mary's												
Pacific												
at San Francisco												
at Santa Clara												
at San Diego												
San Diego												
Portland												
Gonzaga												
Season Totals	38.6-36.5	+2.1	45.7-42.0	43.8-34.6	+9.2	48.8-38.2	16.0-19.0	-3.0	83.3-66.7	83.7-72.7	+11.0	47.5-40.4

* Superlatives in bold

2015-16 Offensive Trends (BYU-Opponent)

Opponent	Points/Point	Points Off TO	2nd Chance Points	Fastbreak Points	Bench Points	Big Run	Big Lead
Utah Valley	32	18	18	14	21	7	0
at Long Beach State	40	26	5	23	18	9	4
Adams State	68	18	22	14	7	9	16
Miss. Valley State	32	26	13	17	13	8	12
Belmont	38	32	22	15	16	3	4
at Utah	34	36	18	18	18	11	9
vs. Weber State	40	34	18	10	6	10	6
Utah State	42	22	13	11	11	11	6
at Colorado	36	37	18	13	15	10	13
Central Michigan	36	26	9	7	9	10	17
vs. Harvard	48	32	12	21	11	10	2
vs. New Mexico	24	22	19	6	8	4	0
vs. Northern Iowa							
at Saint Mary's							
at Pacific							
Santa Clara							
San Francisco							
at Gonzaga							
at Portland							
at Loyola Marymount							
at Pepperdine							
Loyola Marymount							
Pepperdine							
Saint Mary's							
Pacific							
at San Francisco							
at Santa Clara							
at San Diego							
San Diego							
Portland							
Gonzaga							
Season Totals	470	329	187	169	153	102	96
Times Led, Record (W/L/T)	8-2/0-2/0-0	7-1/1-2/0-1	4-4/3-0/1-0	7-3/0-1/1-0	4-0/4-4/0-0		
Under Rose (W/L/T)	171-32/77-58/17-2	209-34/48-52/8-6	168-41/79-47/18-4	193-48/44-30/28-14	154-35/104-54/7-3		

* Superlatives in bold



2015-16 WCC Standings (as of 12/23/15)

	Overall	Pct	WCC	Pct
Saint Mary's	10-1	.909	2-0	1.000
Gonzaga	10-3	.769	2-0	1.000
Portland	8-7	.533	2-0	1.000
San Francisco	7-5	.583	1-1	.500
Pacific	2-9	.182	1-1	.500
Loyola Marymount	7-6	.538	0-2	.000
Pepperdine	7-6	.538	0-2	.000
Santa Clara	4-10	.286	0-2	.000
BYU	8-4	.667	0-0	.000
San Diego	5-6	.455	0-0	.000

2015-16 WCC Players of the Week

Nov. 16	Kyle Davis, BYU
Nov. 23	Domantas Sabonis, Gonzaga
Nov. 30	Kyle Collinworth, BYU Kyle Wiltjer, Gonzaga
Dec. 7	Nate Kratch, Santa Clara
Dec. 14	Stacy Davis, Pepperdine
Dec. 21	Domantas Sabonis, Gonzaga

2015-16 Preseason All-WCC Team

Player	School	Yr.	Pos.
Jared Brownridge	Santa Clara	Jr.	G
Kyle Collinworth	BYU	Sr.	G
Stacy Davis	Pepperdine	Sr.	F
Tim Derksen	San Francisco	Sr.	G
Chase Fischer	BYU	Sr.	G
Przemek Karnowski	Gonzaga	Sr.	C
Domantas Sabonis	Gonzaga	So.	F
T.J. Wallace	Pacific	Jr.	G
Kyle Wiltjer	Gonzaga	Sr.	F
Alec Wintering	Portland	Sr.	G

2015-16 WCC Preseason Poll Team (First Place Votes)

Rank	Team	Points
1.	Gonzaga (9)	81
2.	BYU (1)	73
3.	Pepperdine	62
4.	Saint Mary's	58
5.	Portland	43
6.	Santa Clara	37
7.	Pacific	32
7.	San Francisco	32
9.	San Diego	17
10.	Loyola Marymount	15

TEAM	All	Conf
WCC Stats (as of 12/23/15)		
Scoring Offense	1	
Scoring Defense	7	
Scoring Margin	3	
FT Percentage	7	
FG Percentage	3	
FG Percentage Defense	3	
3FG Percentage	4	
3FG Percentage Defense	7	
3-Point FG Made/Game	3	
Rebounding Offense	1	
Rebounding Defense	5	
Rebounding Margin	3	
Blocked Shots	3	
Assists	2	
Steals	4	
Turnover Margin	4	
Assist/Turnover Ratio	2	
Offensive Rebounds	5	
Defensive Rebounds	1	
Defensive Reb Pct	2	
Offensive Reb Pct	8	
NCAA Stats (as of 12/23/15)	Rank	Actual
Won-Lost Percentage	102	66.7
Scoring Offense	30	83.7
Scoring Defense	211	72.7
Scoring Margin	61	11.0
Field-Goal Percentage	54	47.5
Field-Goal Pct Defense	85	40.4
3-Point Field Goals/Game	58	8.6
3-Point Field-Goal Pct	68	37.5
3-Point FG Defense	271	36.4
Free-Throw Percentage	285	64.9
Rebound Margin	65	5.7
Assists Per Game	38	16.9
Assist Turnover Ratio	68	1.28
Blocked Shots Per Game	114	4.0
Steals Per Game	146	6.7
Turnovers Per Game	171	13.2
Turnover Margin	166	0.5
Personal Fouls Per Game	136	19.0

INDIVIDUAL	Top BYU player - All	Rank	Top BYU player - Conf	Rank
WCC (as of 12/19/15)				
Scoring	Chase Fischer	5		
Rebounding	Kyle Davis	2		
FG Percentage	Corbin Kaufusi	T3		
Assists	Kyle Collinworth	1		
FT Percentage	Chase Fischer	8		
Steals	Kyle Collinworth	1		
3FG Percentage	Zac Seljaas	2		
3FG Made/Game	Chase Fischer	1		
Blocked Shots	Corbin Kaufusi	3		
Assist/TO Ratio	Kyle Collinworth	7		
Offensive Rebounds	Kyle Davis	4		
Defensive Rebounds	Kyle Davis	1		
Minutes Played	Kyle Collinworth	7		
NCAA Stats (as of 12/23/15)	BYU Player	Rank	Actual	
Points Per Game	Chase Fischer	136	16.7	
	Nick Emery	198	15.7	
Field Goal Percentage	Kyle Davis	60	56.0	
3-Point Field Goals Per Game	Chase Fischer	38	3.0	
	Nick Emery	95	2.64	
3-Point Field Goal Percentage	Nick Emery	124	36.7	
	Chase Fischer	130	35.3	
Free-Throw Percentage	Chase Fischer	242	78.4	
Rebounds Per Game	Kyle Davis	13	10.8	
	Kyle Collinworth	142	7.8	
Assists Per Game	Kyle Collinworth	6	7.5	
Blocked Shots Per Game	Corbin Kaufusi	116	1.5	
Steals Per Game	Kyle Collinworth	47	2.08	
Assist Turnover Ratio	Kyle Collinworth	140	2.25	
Double-Doubles	Kyle Davis	14	6	
	Kyle Collinworth	57	4	
Triple-Doubles	Kyle Collinworth	1	2	
Offensive Rebounds Per Game	Kyle Davis	88	2.92	
	Kyle Collinworth	205	2.42	
Defensive Rebounds Per Game	Kyle Davis	7	7.83	
	Kyle Collinworth	145	5.33	

No.	Name	Pos.	Ht.	Wt.	Yr.	Hometown (Previous School)	Pronunciations
1	Chase Fischer	G	6-3	190	Sr.	Ripley, W.Va. (Wake Forest)	
2	Zac Seljaas	G	6-7	215	Fr.	Bountiful, Utah (Bountiful HS)	JAMAL AYTES ATE-s or 8's
3	Elijah Bryant	G	6-5	210	So.	Gwinnett, Ga. (Elon)	BOB MEDINA meh-DEE-nuh
4	Nick Emery	G	6-2	185	Fr.	Alpine, Utah (Lone Peak HS)	
5	Kyle Collinsworth	G	6-6	215	Sr.	Provo, Utah (Provo HS)	CORBIN KAUFUSI KAW-foo-see
12	Alan Hamson	C	7-2	210	Fr.	Lindon, Utah (Pleasant Grove HS)	TERRY NASHIF NASH-if
15	Jake Toolson	G	6-5	205	So.	Gilbert, Ariz. (Highland HS)	
21	Kyle Davis	F	6-8	225	Jr.	Draper, Utah (Utah State)	ZAC SELJAAS SELL-yus
24	Davin Guinn	F	6-5	190	So.	Murrieta, Calif. (UC Riverside)	ROBERT RAMOS RAY-mus
25	Jordan Chatman	G	6-5	195	Fr.	Vancouver, Wash. (Union HS)	
31	Braiden Shaw	F	6-9	210	Fr.	Eagle, Idaho (Eagle HS)	BRAIDEN SHAW BRAY-den
33	Nate Austin	F	6-11	245	Sr.	Alpine, Utah (Lone Peak HS)	
34	Jakob Hartsock	F	6-8	205	Fr.	Bartlesville, Okla. (Bartlesville HS)	
40	Jamal Aytes	F	6-6	235	So.	San Diego, Calif. (UNLV)	
44	Corbin Kaufusi	C	6-10	255	So.	Provo, Utah (Timpview HS)	

Head Coach: Dave Rose, 11th year (Houston, 1983)
 Associate Head Coach: Tim LaComb (Utah, 2006)
 Assistant Coaches: Terry Nashif (BYU, 2005); Quincy Lewis (Wagner, 1993)
 Director of Basketball Operations: Andrew May (BYU, 2010)
 Coordinator of Player Development: Garrett Faucette (BYU, 2008)
 Team Trainer: Robert Ramos (BYU, 1995)
 Strength and Conditioning Coach: Bob Medina (UNLV, 1988)

2015-16 SEASON AND CAREER HIGHS

#	Player		Points	Rebounds	Assists
1	Chase Fischer	Season	41 vs. New Mexico	5, twice, last vs. New Mexico	4 vs. New Mexico
		Career	Same	5, 5 times, last vs. New Mexico (15-16)	5, vs. LBSU, vs. Hawai'i (14-15)
2	Zac Seljaas	Season	25 vs. Central Michigan	5 vs. Central Michigan	3 vs. Central Michigan
		Career	Same	Same	Same
4	Nick Emery	Season	27 vs. Belmont	7 vs. Central Michigan	7 vs. MVSU
		Career	Same	Same	Same
5	Kyle Collinsworth	Season	26 vs. Belmont	13 at Long Beach State	11 vs. Utah State
		Career	28 vs. Gonzaga (2015 WCC)	16 vs. Loyola Marymount (13-14)	11, 4 times, last vs. Utah State (15-16)
15	Jake Toolson	Season	7 vs. Weber State	3 vs. Utah Valley, vs. Adams State	3 vs. Adams State
		Career	15 vs. Southern Virginia (14-15)	7 vs. Southern Virginia (14-15)	4 vs. Southern Virginia (14-15)
21	Kyle Davis	Season	23 vs. Harvard	20 vs. Utah Valley	4 vs. Utah State, vs. Central Michigan
		Career	Same	Same	Same
25	Jordan Chatman	Season	8 at Long Beach State	2 vs. Utah Valley, at Long Beach State	2 vs. Adams State
		Career	Same	Same	Same
31	Braiden Shaw	Season	3 vs. Adams State	2 vs. Utah Valley, vs. Adams State	—
		Career	Same	Same	Same
33	Nate Austin	Season	4 vs. Adams State	7 vs. MVSU, at Utah	2 vs. Utah Valley, vs. Adams State
		Career	15 vs. Weber State (11-12)	16 vs. San Francisco (13-14)	4 vs. ENMU (12-13), vs. PVAMU (13-14)
34	Jakob Hartsock	Season	2 vs. Utah Valley	4 vs. Utah Valley	1 vs. Adams State
		Career	Same	Same	Same
40	Jamal Aytes	Season	11 vs. Adams State	6 vs. New Mexico	1 vs. Adams State
		Career	Same	Same	Same
44	Corbin Kaufusi	Season	17 at Long Beach State	10 at Long Beach State	1, 4 times, last at Colorado
		Career	Same	Same	1, 7 times, last at Colorado (15-16)

GEOGRAPHIC BREAKDOWN

Arizona	Jake Toolson
California	Jamal Aytes Davin Guinn
Georgia	Elijah Bryant
Idaho	Braiden Shaw
Oklahoma	Jakob Hartsock
Utah	Nate Austin, Kyle Collinsworth, Kyle Davis, Nick Emery, Alan Hamson, Corbin Kaufusi, Zac Seljaas Corbin Kaufusi
Washington	Jordan Chatman
West Virginia	Chase Fischer

CLASS BREAKDOWN

Seniors	Juniors	Sophomores	Freshmen
Nate Austin Kyle Collinsworth Chase Fischer	Kyle Davis	Jamal Aytes Elijah Bryant Davin Guinn Corbin Kaufusi Jake Toolson	Jordan Chatman Nick Emery Alan Hamson Jakob Hartsock Zac Seljaas Braiden Shaw
*Sitting out 2015-16 due to NCAA transfer rules			

#2 • ZAC SELJAAS
6-7 • 215 • FR • GUARD



BOUNTIFUL, UTAH
BOUNTIFUL HS

2015-16 SEASON — PPG: 7.0 RPG: 1.5 APG: 0.4 SPG: 0.6 BPG: 0.2 FG%: .571 3FG%: .588 FT%: .500

2015-16 • Freshman

- Totaled career highs of 25 points, 7 3s, 5 rebounds, 3 assists and 2 steals vs. Central Michigan ... his 7 3s are the second most in a single game by a BYU freshman
- Hit a 3 in his BYU debut and added 2 boards and a block against Utah Valley
- Hit a pair of 3s for 6 points and added 1 rebound against Adams State
- Was 6 of 8 and 3 of 5 from 3-point range in the second half against Colorado finishing with career-high 18 points on 7 of 11 shooting
- Had 8 points, hit 2 3-pointers and added 2 rebounds and 1 steal vs. Harvard

Before BYU

- A four-year letterman for coach Mike Maxwell at Bountiful High School
- Finished Bountiful career with totals of 1,704 points, 494 rebounds, 325 assists, 140 steals and 217 3-point field goals
- Named the Utah Gatorade Player of the Year
- Named the 4A MVP and first-team all-state by the Deseret News, received All-Tribune (top players in the state regardless of classification) honors from the Salt Lake Tribune and named the Standard Examiner All-Area MVP
- Led Bountiful to a record of 22-6 overall and 14-0 in Region and the 4A state title
- Averaged 25.4 points, 6.1 rebounds, 4.3 assists and 1.7 steals and hit 82 threes
- Named to the 4A all-state first team by the Deseret News and the Salt Lake Tribune as a junior

- Led Bountiful to a record of 26-1 overall and 14-0 in Region 6 and the 4A state title
- Averaged 18.6 points, 6.1 rebounds, 3.6 assists and 1.7 steals and hit 70 threes
- Posted season highs of 33 points, 13 rebounds, 8 assists and 5 steals
- Named to the 4A all-state second team by the Deseret News and the Salt Lake Tribune as a sophomore
- Led Bountiful to a record of 21-4 overall and 10-0 in Region 6 and the 4A state semifinals
- Averaged 15.3 points, 4.3 rebounds, 3.2 assists and 1.3 steals and hit 49 threes
- Ranked 58th among small forwards in the class of 2015 by ESPN.com
- Played AAU basketball for the Utah Prospects and was coached by Lynn Lloyd

Personal

- Parents are Gary and Carleen Seljaas
- Has two sisters and one brother
- Sister Nancy played at BYU from 2002-05

2015-16 SEASON HIGHS

PTS	25 vs. CMU – 12/1/8/15
1st H	6, twice, last vs. Harvard – 12/22/15
2nd H	19 vs. CMU – 12/1/8/15
REB	5 vs. CMU – 12/1/8/15
AST	3 vs. CMU – 12/1/8/15
STL	2, twice, last vs. New Mexico – 12/23/15
BLK	1, twice, last vs. Utah State – 12/09/15
FGM	9 vs. CMU – 12/1/8/15
FGA	13 vs. CMU – 12/1/8/15
3PM	7 vs. CMU – 12/1/8/15
3PA	9 vs. CMU – 12/1/8/15
FTM	1 vs. Weber State – 12/05/15
FTA	2 vs. Weber State – 12/05/15

MISCELLANEOUS

	15-16	Career
Double-Figure Points	2 (1-1)	2 (1-1)
20-plus Points	1 (1-0)	1 (1-0)
Double-Figure Reb	0 (0-0)	0 (0-0)
Double-Doubles	0 (0-0)	0 (0-0)
3-plus Steals	0 (0-0)	0 (0-0)
3-plus Blocks	0 (0-0)	0 (0-0)
3-plus 3-point FG	2 (1-1)	2 (1-1)
Scoring Leader	1 (1-0)	1 (1-0)
Rebound Leader	0 (0-0)	0 (0-0)
Assist Leader	0 (0-0)	0 (0-0)

2015-16 GAME-BY-GAME

Opponent	Date	GS	Min	FG	FGA	Pct	3FG	FGA	Pct	FT	FTA	Pct	Off	Def	TR	Avg	PF	FO	A	TO	Blk	Stl	Pts	Avg
Utah Valley	11/13/15	10	1	4	.250	1	3	.333	0	0	.000	0	2	2	2.0	0	0	0	0	1	0	3	3.0	
at Long Beach State	11/16/15		2	0	.000	0	0	.000	0	0	.000	0	0	0	1.0	0	0	0	1	0	0	0	1.5	
Adams State	11/20/15		5	2	1.000	2	2	1.000	0	0	.000	0	1	1	1.0	1	0	0	0	0	0	6	3.0	
Mississippi Valley State	11/25/15		11	1	.250	1	3	.333	0	0	.000	0	2	2	1.3	0	0	0	2	0	0	3	3.0	
Belmont	11/28/15																							
DNP																								
at Utah	12/02/15		6	1	.500	0	1	.000	0	0	.000	0	0	0	1.0	0	0	0	0	0	0	2	2.8	
vs. Weber State	12/05/15		15	1	.500	0	1	.000	1	2	.500	0	1	1	1.0	2	0	0	0	0	0	3	2.8	
Utah State	12/09/15		9	1	.500	1	2	.500	0	0	.000	0	0	0	0.9	2	0	0	0	1	0	3	2.9	
at Colorado	12/12/15		22	7	.636	4	7	.571	0	0	.000	1	2	3	1.1	3	0	0	0	0	1	18	4.8	
Central Michigan	12/18/15		30	9	.692	7	9	.778	0	0	.000	1	4	5	1.6	1	0	3	0	0	2	25	7.0	
vs. Harvard	12/22/15		27	3	.500	2	4	.500	0	0	.000	0	2	2	1.6	5	1	0	2	0	1	8	7.1	
vs. Auburn/New Mexico	12/23/15		16	2	.667	2	2	1.000	0	0	.000	0	1	1	1.5	2	0	1	0	0	2	6	7.0	
vs. TBA	12/25/15																							
at Saint Mary's	12/31/15																							
at Pacific	01/02/16																							
Santa Clara	01/07/16																							
San Francisco	01/09/16																							
at Gonzaga	01/14/16																							
at Portland	01/16/16																							
at Loyola Marymount	01/21/16																							
at Pepperdine	01/23/16																							
Loyola Marymount	01/28/16																							
Pepperdine	01/30/16																							
Saint Mary's	02/04/16																							
Pacific	02/06/16																							
at San Francisco	02/11/16																							
at Santa Clara	02/13/16																							
at San Diego	02/18/16																							
San Diego	02/20/16																							
Portland	02/25/16																							
Gonzaga	02/27/16																							
Totals			0	153	28	.571	20	34	.588	1	2	.500	2	15	17	1.5	16	1	4	5	2	6	7.0	


CAREER STATISTICS (ALL GAMES)

Year	GP	GS	Min	Avg	FG	FGA	Pct	3FG	FGA	Pct	FT	FTA	Pct	Off	Def	TR	Avg	PF	FO	A	TO	Blk	Stl	Pts	Avg
2015-16	11	0	153	13.9	28	49	.571	20	34	.588	1	2	.500	2	15	17	1.5	16	1	4	5	2	6	77	7.0
TOTAL	11	0	153	13.9	28	49	.571	20	34	.588	1	2	.500	2	15	17	1.5	16	1	4	5	2	6	77	7.0

CAREER STATISTICS (CONFERENCE GAMES)

Year	GP	GS	Min	Avg	FG	FGA	Pct	3FG	FGA	Pct	FT	FTA	Pct	Off	Def	TR	Avg	PF	FO	A	TO	Blk	Stl	Pts	Avg
2015-16																									
TOTAL																									

#4 • NICK EMERY
6-2 • 185 • FR • GUARD



ALPINE, UTAH
LONE PEAK HS

2015-16 SEASON — PPG: 15.7 RPG: 3.4 APG: 2.8 SPG: 1.4 BPG: 0.1 FG%: .438 3FG%: .367 FT%: .889

2015-16 • Freshman

- Scored 20 points, hit 5 of 10 from 3 and added 4 assists vs. New Mexico
- Totaled 20 points, 2 rebounds, 6 assists and 3 steals and hit 2 3s against Adams State
- Let BYU with 18 points and 7 rebounds vs. MVSU
- Scored 27 points, hit 5 3-pointers and added 4 rebounds, 4 assists and 2 steals vs. Belmont
- Totaled 17 points and a career-best 6 rebounds vs. Utah State
- Led BYU with 23 points at Colorado

Before BYU

- A four-year starter for Quincy Lewis at Lone Peak High School
- Career totals of 1,953 points (first all-time at Lone Peak) and 269 threes and averages of 19.9 points and 2.7 threes per game
- Career highs of 39 points, 8 threes, 10 rebounds, 8 assists and 8 steals
- As a senior, helped lead Lone Peak to 26-1 record, the 2012-13 MaxPreps.com National Title and the 5A Utah state title
- Averaged 17.9 points, 3.8 rebounds, 3.7 assists and 2.9 steals as a senior
- Named a third-team All-American by MaxPreps.com
- Named the 2012-13 Mr. Basketball by the Deseret News, the 5A MVP by the Salt Lake Tribune, the Utah Gatorade Player of the Year and the Valley Player of the Year by the Daily Herald
- As a junior averaged 21.6 points, 3.4 threes, 4.0 rebounds, 2.3 assists and 2.4 steals and led Lone Peak to a 22-3 record, the 5A state title and a No. 24 national ranking (Maxpreps.com)

- Named the 5A MVP by the Deseret News, first-team all-state by the Salt Lake Tribune and Valley Player of the Year by the Daily Herald
- MVP of the 2012 Brandon Jennings Invitational
- As a sophomore averaged 21.7 points and 2.8 threes per game and led Lone Peak to a 24-1 record, the 5A state title and a No. 21 national ranking (Maxpreps.com)
- Named the 5A MVP by the Deseret News, Utah Gatorade Player of the Year and first-team all-state by the Salt Lake Tribune
- In the class of 2013 is ranked No. 45 by ESPN.com, No. 79 by Scout.com and No. 89 by Rivals.com
- Ranked No. 9 by ESPN.com and No. 18 by Rivals.com among point guards in the class of 2013
- Ranked No. 19 among shooting guards by Scout.com
- Played for the Utah Reign Travel Team
- Named a top performer at the 2012 Philly Hoop Group Jamfest
- Attended the CP3 Elite Guard Camp run by Chris Paul and the NBA Top 100 camp at the University of Virginia
- Also played for Salt Lake Metro and was coached by Golden Holt, Marty Haws and Dave Hammer
- Recruited by Utah, Stanford, Kansas, Oklahoma State, Arizona State, Washington State, UCLA and Washington

Personal

- Parents are Derek and Patti Emery
- Has two brothers, Alex and Jackson, and one sister, Annie
- Brother Jackson played at BYU (2005-06, 08-11) and is the program's all-time steals leader
- Served a mission for The Church of Jesus Christ of Latter-day Saints in Germany

2015-16 SEASON HIGHS

PTS	27 vs. Belmont – 11/28/15
1st H	16 vs. ASU – 11/20/15
2nd H	18 at Colorado – 12/12/15
REB	7 vs. CMU – 12/18/15
AST	7 vs. MVSU – 11/25/15
STL	3 vs. ASU – 11/20/15
BLK	1 at Colorado, 12/12/15
FGM	9, twice, last vs. Belmont – 11/28/15
FGA	17 vs. Belmont – 11/28/15
3PM	5, twice, last vs. New Mexico – 12/23/15
3PA	11, twice, last at Colorado – 12/12/15
FTM	4 vs. Belmont – 11/28/15
FTA	4 vs. Belmont – 11/28/15

MISCELLANEOUS

	15-16	Career
Double-Figure Points	10 (7-3)	10 (7-3)
20-plus Points	4 (3-1)	4 (3-1)
Double-Figure Reb	0 (0-0)	0 (0-0)
Double-Doubles	0 (0-0)	0 (0-0)
3-plus Steals	1 (1-0)	1 (1-0)
3-plus Blocks	0 (0-0)	0 (0-0)
3-plus 3-point FG	6 (4-2)	6 (4-2)
Scoring Leader	4 (3-1)	4 (3-1)
Rebound Leader	0 (0-0)	0 (0-0)
Assist Leader	2 (2-0)	2 (2-0)

2015-16 GAME-BY-GAME

Opponent	Date	GS	Min	FG	FGA	Pct	3FG	FGA	Pct	FT	FTA	Pct	Off	Def	TR	Avg	PF	FO	A	TO	Blk	Stl	Pts	Avg
Utah Valley	11/13/15		22	4	11	.364	1	2	.500	1	2	.500	0	4	4	4.0	0	0	3	2	0	0	10	10.0
at Long Beach State	11/16/15		24	1	8	.125	0	4	.000	0	0	.000	0	3	3	3.5	1	0	0	2	0	1	2	6.0
Adams State	11/20/15		24	9	14	.643	2	6	.333	0	0	.000	0	2	2	3.0	1	0	6	0	0	3	20	10.7
Mississippi Valley State	11/25/15	*	34	7	14	.500	3	10	.300	1	2	.500	0	2	2	2.8	1	0	7	1	0	2	18	12.5
Belmont	11/28/15	*	33	9	17	.529	5	11	.455	4	4	1.000	1	3	4	3.0	3	0	4	2	0	2	27	15.4
at Utah	12/02/15	*	33	3	15	.200	3	8	.375	2	2	1.000	0	4	4	3.2	5	1	0	2	0	0	11	14.7
vs. Weber State	12/05/15	DNP																						
Utah State	12/09/15		29	6	13	.462	3	7	.429	2	2	1.000	1	5	6	3.6	2	0	1	2	0	0	17	15.0
at Colorado	12/12/15	*	31	8	16	.500	4	11	.364	3	3	1.000	1	3	4	3.6	3	0	2	4	1	2	23	16.0
Central Michigan	12/18/15	*	35	5	14	.357	2	6	.333	0	0	.000	1	6	7	4.0	4	0	4	1	0	2	12	15.6
vs. Harvard	12/22/15	*	31	5	12	.417	1	4	.250	2	2	1.000	0	1	1	3.7	5	1	0	1	0	2	13	15.3
vs. New Mexico	12/23/15	*	35	7	12	.583	5	10	.500	1	1	1.000	0	0	0	3.4	2	0	4	2	0	1	20	15.7
vs. TBA	12/25/15																							
at Saint Mary's	12/31/15																							
at Pacific	01/02/16																							
Santa Clara	01/07/16																							
San Francisco	01/09/16																							
at Gonzaga	01/14/16																							
at Portland	01/16/16																							
at Loyola Marymount	01/21/16																							
at Pepperdine	01/23/16																							
Loyola Marymount	01/28/16																							
Pepperdine	01/30/16																							
Saint Mary's	02/04/16																							
Pacific	02/06/16																							
at San Francisco	02/11/16																							
at Santa Clara	02/13/16																							
at San Diego	02/18/16																							
San Diego	02/20/16																							
Portland	02/25/16																							
Gonzaga	02/27/16																							
Totals		7	331	64	146	.438	29	79	.367	16	18	.889	4	33	37	3.4	27	2	31	19	1	15	173	15.7

CAREER STATISTICS (ALL GAMES)

Year	GP	GS	Min	Avg	FG	FGA	Pct	3FG	FGA	Pct	FT	FTA	Pct	Off	Def	TR	Avg	PF	FO	A	TO	Blk	Stl	Pts	Avg
2015-16	11	7	331	30.1	64	146	.438	29	79	.367	16	18	.889	4	33	37	3.4	27	2	31	19	1	15	173	15.7
TOTAL	11	7	331	30.1	64	146	.438	29	79	.367	16	18	.889	4	33	37	3.4	27	2	31	19	1	15	173	15.7

CAREER STATISTICS (CONFERENCE GAMES)

Year	GP	GS	Min	Avg	FG	FGA	Pct	3FG	FGA	Pct	FT	FTA	Pct	Off	Def	TR	Avg	PF	FO	A	TO	Blk	Stl	Pts	Avg
2015-16																									
TOTAL																									

#15 • JAKE TOOLSON
6-5 • 205 • SO • GUARD



GILBERT, ARIZONA
HIGHLAND HS

2015-16 SEASON — PPG: 3.9 RPG: 1.6 APG: 1.2 SPG: 0.3 BPG: 0.0 FG%: .455 3FG%: .368 FT%: 1.000

2015-16 • Sophomore

- Hit two 3s for 6 points and added 2 assists at Long Beach State
- Hit 2 of 3 from 3 for 6 points and added 1 rebound and 2 assists vs. Belmont
- Scored 6 points at Utah on 3 of 5 shooting from the field

2014-15 • Freshman

- Played in 26 games
- Posted season highs of 15 points (Southern Virginia), 7 rebounds (Southern Virginia), 4 assists (Southern Virginia), 4 steals (Southern Virginia) and 5 3s (Southern Virginia)
- Scored 15 points and posted 7 boards, 4 assists and 4 steals vs. Southern Virginia
- Had 8 points, 2 assists and 1 steal at Santa Clara
- Totaled 11 points, hit 3 of 4 from 3 and added 3 boards and 1 assist at San Francisco

- As a junior averaged 18.9 points, 8.0 rebounds, 4.0 assists, 1.6 steals and 1.0 blocks and hit 34 threes while Highland finish 18-10 overall and 11-6 in league play
- Named first-team Division I All-Arizona by AZcentral.com and first-team All-Tribune by the East Valley Tribune
- As a sophomore averaged 18.4 points, 6.3 rebounds, 1.6 assists and 1.5 steals and hit 49 threes
- Named All-Tribune honorable mention by the East Valley Tribune
- As a freshman averaged 10.2 points, 7.2 rebounds, 1.7 assists and 1.4 steals and hit 47 threes
- Played for Nevada Select during the AAU season
- Played for the Arizona Power during the AAU season

Personal

- Parents are Troy and Sheila Toolson
- Has one brother and two sisters
- Also recruited by Arizona State, Boston College, Utah State and Saint Mary's
- Nephew of former BYU great Danny Ainge

Before BYU

- A four-year letterman and two-time first-team all-state honoree playing for Derrick Donaldson at Highland High School
- Scored 2,007 career points at Highland and averaged 19.1 points per game
- As a senior averaged 27.3 points, 12.1 rebounds, 3.5 assists and 1.6 steals per game and hit 59 threes
- Shot .522 from the field, .380 from three and .838 from the free-throw line
- Named first-team Division I All-Arizona by AZcentral.com and first-team All-Tribune by the East Valley Tribune

2015-16 SEASON HIGHS

PTS	7 vs. Weber State – 12/05/15
1st H	6 vs. Belmont – 11/28/15
2nd H	4 vs. Weber State – 12/05/15
REB	3 vs. UVU – 11/13/15, vs. ASU – 11/20/15
AST	3 vs. ASU – 11/20/15
STL	1, 3 times, last at Colorado – 12/12/15
BLK	–
FGM	3, vs. Weber St. – 12/05/15, at Utah 12/02/15
FGA	6, twice, last vs. Utah State – 12/09/15
3PM	2, twice, last vs. Belmont – 11/28/15
3PA	5 at LBSU – 11/16/15
FTM	2 vs. MVSU – 11/25/15
FTA	2 vs. MVSU – 11/25/15

CAREER

PTS	15 vs. SVU – 11/19/14
1st H	9, twice, last at San Francisco – 1/3/15
2nd H	8 vs. Chaminade – 11/25/14
REB	7 vs. SVU – 11/19/14
AST	4 vs. SVU – 11/19/14
STL	4 vs. SVU – 11/19/14
BLK	–
FGM	5 vs. SVU – 11/19/14
FGA	9, twice, last vs. Chaminade – 11/25/14
3PM	5 vs. SVU – 11/19/14
3PA	8 vs. SVU – 11/19/14
FTM	2, twice, last vs. MVSU – 11/25/15
FTA	2, twice, last vs. MVSU – 11/25/15

MISCELLANEOUS

	15-16	Career
Double-Figure Points	0 (0-0)	2 (2-0)
20-plus Points	0 (0-0)	0 (0-0)
Double-Figure Reb	0 (0-0)	0 (0-0)
Double-Doubles	0 (0-0)	0 (0-0)
3-plus Steals	0 (0-0)	1 (1-0)
3-plus Blocks	0 (0-0)	0 (0-0)
3-plus 3-point FG	0 (0-0)	2 (2-0)
Scoring Leader	0 (0-0)	1 (1-0)
Rebound Leader	0 (0-0)	1 (1-0)
Assist Leader	0 (0-0)	0 (0-0)

2015-16 GAME-BY-GAME

Opponent	Date	GS	Min	FG	FGA	Pct	3FG	FGA	Pct	FT	FTA	Pct	Off	Def	TR	Avg	PF	FO	A	TO	Blk	Stl	Pts	Avg
Utah Valley	11/13/15	*	16	1	2	.500	1	2	.500	0	0	.000	0	3	3	3.0	0	0	1	0	0	0	3	3.0
at Long Beach State	11/16/15	*	21	2	5	.400	2	5	.400	0	0	.000	0	1	1	2.0	3	0	2	1	0	0	6	4.5
Adams State	11/20/15	*	15	1	2	.500	0	1	.000	0	0	.000	0	3	3	2.3	1	0	3	1	0	1	2	3.7
Mississippi Valley State	11/25/15		6	0	2	.000	0	2	.000	2	2	1.000	1	1	2	2.3	0	0	2	2	0	0	2	3.3
Belmont	11/28/15		13	2	3	.667	2	3	.667	0	0	.000	0	1	1	2.0	0	0	2	0	0	0	6	3.8
at Utah	12/02/15		15	3	5	.600	0	1	.000	0	0	.000	1	1	2	2.0	1	0	1	1	0	0	6	4.2
vs. Weber State	12/05/15	*	18	3	6	.500	1	2	.500	0	0	.000	0	1	1	1.9	0	0	0	0	0	1	7	4.6
Utah State	12/09/15	*	18	2	6	.333	0	1	.000	0	0	.000	0	1	1	1.8	1	0	1	0	0	0	4	4.5
at Colorado	12/12/15		4	0	0	.000	0	0	.000	0	0	.000	0	0	0	1.6	0	0	0	1	0	1	0	4.0
Central Michigan	12/18/15		12	1	2	.500	1	2	.500	0	0	.000	0	2	2	1.6	1	0	0	1	0	0	3	3.9
vs. Harvard	12/22/15																							
vs. New Mexico	12/23/15																							
vs. TBA	12/25/15																							
at Saint Mary's	12/31/15																							
at Pacific	01/02/16																							
Santa Clara	01/07/16																							
San Francisco	01/09/16																							
at Gonzaga	01/14/16																							
at Portland	01/16/16																							
at Loyola Marymount	01/21/16																							
at Pepperdine	01/23/16																							
Loyola Marymount	01/28/16																							
Pepperdine	01/30/16																							
Saint Mary's	02/04/16																							
Pacific	02/06/16																							
at San Francisco	02/11/16																							
at Santa Clara	02/13/16																							
at San Diego	02/18/16																							
San Diego	02/20/16																							
Portland	02/25/16																							
Gonzaga	02/27/16																							
Totals			5	138	15	33	.455	7	19	.368	2	2	1.000	2	14	16	1.6	7	0	12	7	0	39	3.9


CAREER STATISTICS (ALL GAMES)

Year	GP	GS	Min	Avg	FG	FGA	Pct	3FG	FGA	Pct	FT	FTA	Pct	Off	Def	TR	Avg	PF	FO	A	TO	Blk	Stl	Pts	Avg
2014-15	26	0	202	7.8	21	50	.420	16	40	.400	2	2	1.000	3	34	37	1.4	18	0	12	6	0	7	60	2.3
2015-16	10	5	138	13.8	15	33	.455	7	19	.368	2	2	1.000	2	14	16	1.6	7	0	12	7	0	3	39	3.9
TOTAL	36	5	340	9.4	36	83	.434	23	59	.390	4	4	1.000	5	48	53	1.5	25	0	24	13	0	10	99	2.8

CAREER STATISTICS (CONFERENCE GAMES)

Year	GP	GS	Min	Avg	FG	FGA	Pct	3FG	FGA	Pct	FT	FTA	Pct	Off	Def	TR	Avg	PF	FO	A	TO	Blk	Stl	Pts	Avg
2014-15	14	0	119	8.5	11	29	.379	8	25	.320	2	2	1.000	1	16	17	1.2	11	0	5	4	0	2	32	2.3
TOTAL	14	0	119	8.5	11	29	.379	8	25	.320	2	2	1.000	1	16	17	1.2	11	0	5	4	0	2	32	2.3

#21 • KYLE DAVIS
6-8 • 225 • JR • FORWARD



DRAPER, UTAH
UTAH STATE

2015-16 SEASON — PPG: 13.8 RPG: 10.8 APG: 1.8 SPG: 0.7 BPG: 1.0 FG%: .560 3FG%: .667 FT%: .620

2015-16 • Junior

- Scored a career-best 23 points vs. Harvard and added 16 rebounds, 1 assist and 1 block
- Had 20 points on 7 of 9 shooting from the field and 6 of 7 shooting from the free throw line vs. Central Michigan
- Scored 17 points and set a BYU season-opener record with 20 rebounds against UVU ... added 3 assists, 2 blocks and a steal against the Wolverines
- Posted his third double-double with 11 points, 14 rebounds, 1 assist, 2 blocks and 1 steal vs. Belmont
- Had 14 points, 14 rebounds and a career-high 4 assists vs. Utah State
- Has 5 double-doubles on the season
- Named WCC Player of the Week on Nov. 16, 2015

- Posted season highs of 21 points, 14 rebounds, 5 assists and 3 blocks
- Led Alta High School to the 5A state title and was named tournament MVP in 2010
- Averaged 18.5 points, 7.6 rebounds, 1.4 blocks, 1.5 steals and 1.3 assists as a senior
- Was named 2010 5A MVP and Region 4 MVP

Personal

- Parents are Mark and Debbie Davis
- Wife's name is Kelli
- Has one brother and two sisters
- Served a mission for The Church of Jesus Christ of Latter-day Saints in Detroit

In 2014-15 • Redshirt

- Sat out 2014-15 due to NCAA transfer rules

Before BYU

- Started 27 of 29 games played in 2013-14 as a sophomore at Utah State
- Averaged 9.1 points and 7.6 rebounds, had a team-high 37 blocks and shot 50.3 percent from the field
- Posted 7 double-doubles and had season highs of 18 points, 15 rebounds (twice), 3 blocks (7 times) and 5 assists
- Played as a freshman at Southern Utah in 2010-11 prior to serving a two-year LDS mission
- Averaged 8.5 points, a team-high 5.3 rebounds and 1.0 block per game and shot 55.4 percent from the field

2015-16 SEASON HIGHS

PTS	23 vs. Harvard – 12/22/15
1st H	11 vs. UVU – 11/13/15
2nd H	19 vs. Harvard – 12/22/15
REB	20 vs. UVU – 11/13/15
AST	4, twice, last vs. CMU – 12/18/1
STL	2, twice, last vs. New Mexico – 12/23/15
BLK	2, 4 times, last at Colorado – 12/12/15
FGM	10 vs. Harvard – 12/22/15
FGA	14 vs. Harvard – 12/22/15
3PM	1, 4 times, last vs. Weber St. – 12/05/15
3PA	2 vs. UVU – 11/13/15
FTM	6, twice, last vs. CMU – 12/18/1
FTA	9 vs. UVU – 11/13/15

MISCELLANEOUS

	15-16	Career
Double-Figure Points	12 (8-4)	12 (8-4)
20-plus Points	2 (1-1)	2 (1-1)
Double-Figure Reb	6 (4-2)	6 (4-2)
Double-Doubles	6 (4-2)	6 (4-2)
3-plus Steals	0 (0-0)	0 (0-0)
3-plus Blocks	0 (0-0)	0 (0-0)
3-plus 3-point FG	0 (0-0)	0 (0-0)
Scoring Leader	1 (0-1)	1 (0-1)
Rebound Leader	7 (5-2)	7 (5-2)
Assist Leader	0 (0-0)	0 (0-0)

2015-16 GAME-BY-GAME

Opponent	Date	GS	Min	FG	FGA	Pct	3FG	FGA	Pct	FT	FTA	Pct	Off	Def	TR	Avg	PF	FO	A	TO	Blk	Stl	Pts	Avg	
Utah Valley	11/13/15	*	27	6	12	.500	1	2	.500	4	9	.444	2	18	20	20.0	2	0	3	6	2	1	17	17.0	
at Long Beach State	11/16/15	*	24	4	8	.500	1	1	1.000	1	3	.333	3	6	9	14.5	4	0	0	6	2	1	10	13.5	
Adams State	11/20/15	*	23	4	6	.667	0	0	.000	2	3	.667	2	8	10	13.0	2	0	1	4	0	0	10	12.3	
Mississippi Valley State	11/25/15	*	23	5	6	.833	0	0	.000	3	6	.500	2	5	7	11.5	1	0	1	1	0	0	13	12.5	
Belmont	11/28/15	*	35	5	9	.556	1	1	1.000	0	2	.000	4	10	14	12.0	1	0	1	2	2	1	11	12.2	
at Utah	12/02/15	*	33	5	8	.625	0	0	.000	2	3	.667	5	3	8	11.3	3	0	1	1	1	2	12	12.2	
vs. Weber State	12/05/15	*	38	7	11	.636	1	1	1.000	0	1	.000	1	7	8	10.9	3	0	3	0	0	1	15	12.6	
Utah State	12/09/15	*	34	6	13	.462	0	0	.000	2	2	1.000	6	8	14	11.3	1	0	4	0	1	0	14	12.8	
at Colorado	12/12/15	*	37	2	8	.250	0	0	.000	6	7	.857	3	8	11	11.2	2	0	0	0	2	0	10	12.4	
Central Michigan	12/18/15	*	24	7	9	.778	0	0	.000	6	7	.857	1	5	6	10.7	3	0	4	1	1	0	20	13.2	
vs. Harvard	12/22/15	*	41	10	14	.714	0	0	.000	3	5	.600	4	12	16	11.2	2	0	1	3	1	0	23	14.1	
vs. New Mexico	12/23/15	*	31	4	12	.333	0	1	.000	2	2	1.000	2	4	6	10.8	3	0	2	1	0	2	10	13.8	
vs. TBA	12/25/15																								
at Saint Mary's	12/31/15																								
at Pacific	01/02/16																								
Santa Clara	01/07/16																								
San Francisco	01/09/16																								
at Gonzaga	01/14/16																								
at Portland	01/16/16																								
at Loyola Marymount	01/21/16																								
at Pepperdine	01/23/16																								
Loyola Marymount	01/28/16																								
Pepperdine	01/30/16																								
Saint Mary's	02/04/16																								
Pacific	02/06/16																								
at San Francisco	02/11/16																								
at Santa Clara	02/13/16																								
at San Diego	02/18/16																								
San Diego	02/20/16																								
Portland	02/25/16																								
Gonzaga	02/27/16																								
Totals			12	370	65	116	.560	4	6	.667	31	50	.620	35	94	129	10.8	27	0	21	25	12	8	165	13.8

CAREER STATISTICS (ALL GAMES)

Year	GP	GS	Min	Avg	FG	FGA	Pct	3FG	FGA	Pct	FT	FTA	Pct	Off	Def	TR	Avg	PF	FO	A	TO	Blk	Stl	Pts	Avg
2015-16	12	12	370	30.8	65	116	.560	4	6	.667	31	50	.620	35	94	129	10.8	27	0	21	25	12	8	165	13.8
TOTAL	12	12	370	30.8	65	116	.560	4	6	.667	31	50	.620	35	94	129	10.8	27	0	21	25	12	8	165	13.8

CAREER STATISTICS (CONFERENCE GAMES)

Year	GP	GS	Min	Avg	FG	FGA	Pct	3FG	FGA	Pct	FT	FTA	Pct	Off	Def	TR	Avg	PF	FO	A	TO	Blk	Stl	Pts	Avg
2015-16																									
TOTAL																									

#25 • JORDAN CHATMAN
6-5 • 195 • FR • GUARD



VANCOUVER, WASHINGTON
UNION HS

2015-16 SEASON — PPG: 1.8 RPG: 0.5 APG: 0.5 SPG: 0.0 BPG: 0.1 FG%: .500 3FG%: .300 FT%: .333

2015-16 • Freshman

- Scored 8 points, hit two 3s and added 2 boards and 1 block at Long Beach State
- Had 5 points and 2 assists vs. Adams State

- Served a two-year mission for The Church of Jesus Christ of Latter-day Saints in Taipei, Taiwan
- Also recruited by Utah, Utah State, Washington State, Stanford, Portland and Boston College

In 2014-15 • Redshirt

- Sat out 2014-15 as a redshirt

Before BYU

- As a senior averaged 20.7 points, 6.3 rebounds, 2.7 assists and 1.9 steals while Union finished 21-8 overall, 10-1 in league play and took third in the 4A state tournament
- Named the Gatorade Washington Boys Basketball Player of the Year, MVP of the state tournament
- As a junior averaged 20 points per game
- Earned All-Greater St. Helens League honors
- As a junior, helped lead Union to the regional playoffs
- Ranked No. 2 in his class in the state of Washington
- Played for the Seattle Rotary during the AAU season

Personal

- Parents are Jeff and Leah Chatman
- Has three brothers and four sisters
- Father Jeff Chatman was an honorable mention All-American for the Cougars and is eighth all-time in scoring at BYU with 1,824 career points
- Completed his associates degree while in high school

2015-16 SEASON HIGHS

PTS	8 at LBSU – 11/16/15
1st H	6 at LBSU – 11/16/15
2nd H	3 vs. UVU – 11/13/15, vs. ASU – 11/20/15
REB	2 vs. UVU – 11/13/15, at LBSU – 11/16/15
AST	2 vs. ASU – 11/20/15
STL	–
BLK	1 at LBSU – 11/16/15
FGM	3 at LBSU – 11/16/15
FGA	6 at LBSU – 11/16/15
3PM	2 at LBSU – 11/16/15
3PA	5 at LBSU – 11/16/15
FTM	1 vs. UVU – 11/13/15
FTA	2 vs. UVU – 11/13/15

MISCELLANEOUS

	15-16	Career
Double-Figure Points	0 (0-0)	0 (0-0)
20-plus Points	0 (0-0)	0 (0-0)
Double-Figure Reb	0 (0-0)	0 (0-0)
Double-Doubles	0 (0-0)	0 (0-0)
3-plus Steals	0 (0-0)	0 (0-0)
3-plus Blocks	0 (0-0)	0 (0-0)
3-plus 3-point FG	0 (0-0)	0 (0-0)
Scoring Leader	0 (0-0)	0 (0-0)
Rebound Leader	0 (0-0)	0 (0-0)
Assist Leader	0 (0-0)	0 (0-0)

2015-16 GAME-BY-GAME

Opponent	Date	GS	Min	FG	FGA	Pct	3FG	FGA	Pct	FT	FTA	Pct	Off	Def	TR	Avg	PF	FO	A	TO	Blk	Stl	Pts	Avg
Utah Valley	11/13/15		7	1	2	.500	0	1	.000	1	2	.500	1	1	2	2.0	1	0	1	1	0	0	3	3.0
at Long Beach State	11/16/15		13	3	6	.500	2	5	.400	0	1	.000	0	2	2	2.0	2	0	0	1	1	0	8	5.5
Adams State	11/20/15		11	2	3	.667	1	2	.500	0	0	.000	0	0	0	1.3	0	0	2	0	0	0	5	5.3
Mississippi Valley State	11/25/15		9	0	1	.000	0	0	.000	0	0	.000	0	1	1	1.3	2	0	1	1	0	0	0	4.0
Belmont	11/28/15		4	0	1	.000	0	1	.000	0	0	.000	0	0	0	1.0	1	0	0	1	0	0	0	3.2
at Utah	12/02/15		2	0	0	.000	0	0	.000	0	0	.000	0	0	0	0.8	0	0	0	1	0	0	0	2.7
vs. Weber State	12/05/15		16	1	2	.500	0	1	.000	0	0	.000	0	0	0	0.7	1	0	1	1	0	0	2	2.6
Utah State	12/09/15		DNP																					
at Colorado	12/12/15		2	0	0	.000	0	0	.000	0	0	.000	0	0	0	0.6	0	0	0	0	0	0	0	2.3
Central Michigan	12/18/15		0	0	0	.000	0	0	.000	0	0	.000	0	0	0	0.6	0	0	0	0	0	0	0	2.0
vs. Harvard	12/22/15		7	1	1	1.000	0	0	.000	0	0	.000	0	1	1	0.6	0	0	0	0	0	0	2	2.0
vs. New Mexico	12/23/15		3	0	0	.000	0	0	.000	0	0	.000	0	0	0	0.5	0	0	0	2	0	0	0	1.8
vs. TBA	12/25/15		DNP																					
at Saint Mary's	12/31/15		DNP																					
at Pacific	01/02/16		DNP																					
Santa Clara	01/07/16		DNP																					
San Francisco	01/09/16		DNP																					
at Gonzaga	01/14/16		DNP																					
at Portland	01/16/16		DNP																					
at Loyola Marymount	01/21/16		DNP																					
at Pepperdine	01/23/16		DNP																					
Loyola Marymount	01/28/16		DNP																					
Pepperdine	01/30/16		DNP																					
Saint Mary's	02/04/16		DNP																					
Pacific	02/06/16		DNP																					
at San Francisco	02/11/16		DNP																					
at Santa Clara	02/13/16		DNP																					
at San Diego	02/18/16		DNP																					
San Diego	02/20/16		DNP																					
Portland	02/25/16		DNP																					
Gonzaga	02/27/16		DNP																					
Totals			0	74	8	.500	3	10	.300	1	3	.333	1	5	6	0.5	7	0	5	8	1	0	20	1.8

CAREER STATISTICS (ALL GAMES)

Year	GP	GS	Min	Avg	FG	FGA	Pct	3FG	FGA	Pct	FT	FTA	Pct	Off	Def	TR	Avg	PF	FO	A	TO	Blk	Stl	Pts	Avg
2015-16	11	0	74	6.7	8	16	.500	3	10	.300	1	3	.333	1	5	6	0.5	7	0	5	8	1	0	20	1.8
TOTAL	11	0	74	6.7	8	16	.500	3	10	.300	1	3	.333	1	5	6	0.5	7	0	5	8	1	0	20	1.8

CAREER STATISTICS (CONFERENCE GAMES)

Year	GP	GS	Min	Avg	FG	FGA	Pct	3FG	FGA	Pct	FT	FTA	Pct	Off	Def	TR	Avg	PF	FO	A	TO	Blk	Stl	Pts	Avg
2015-16																									
TOTAL																									

#31 • BRAIDEN SHAW
6-9 • 210 • FR • FORWARD



EAGLE, IDAHO
EAGLE HS

2015-16 SEASON — PPG: 0.8 RPG: 0.8 APG: 0.2 SPG: 0.2 BPG: 0.0 FG%: .333 3FG%: .000 FT%: .500

2015-16 • Freshman

- Totaled 2 points and 2 rebounds against Utah Valley
- Posted 3 points, 2 rebounds and 1 steal vs. Adams State

Before BYU

- Played for Tom Seifert at Eagle High School
- Named second-team 5A All-Southern Idaho by the Idaho Statesman as a senior
- Averaged 15 points, 11 rebounds, 4 assists and 2 blocks as a senior
- Named the top recruit in the state of Idaho in the class of 2013 by ESPN.com
- Named to the 5A All-State Second Team by the Idaho Statesman
- Earned All-Southern Idaho Conference and SIC All-Academic Team honors
- Averaged 14 points and 9 rebounds as a junior at Eagle High School
- Also recruited by Boise State, Utah State and Utah
- Played for Hoop Dreams Idaho travel team coached by Ed Boyce

Personal

- Served a mission for The Church of Jesus Christ of Latter-Day Saints in Sacramento
- Father Kelly Shaw played for BYU's junior varsity squad in the 1980s

2015-16 SEASON HIGHS

PTS	3 vs. ASU – 11/20/15
1st H	–
2nd H	3 vs. ASU – 11/20/15
REB	2 vs. UVU – 11/13/15, vs. ASU – 11/20/15
AST	1 vs. New Mexico – 12/23/15
STL	1 vs. ASU – 11/20/15
BLK	–
FGM	1 vs. ASU – 11/20/15
FGA	2 vs. ASU – 11/20/15
3PM	–
3PA	–
FTM	2 vs. UVU – 11/13/15
FTA	4 vs. UVU – 11/13/15

MISCELLANEOUS

	15-16	Career
Double-Figure Points	0 (0-0)	0 (0-0)
20-plus Points	0 (0-0)	0 (0-0)
Double-Figure Reb	0 (0-0)	0 (0-0)
Double-Doubles	0 (0-0)	0 (0-0)
3-plus Steals	0 (0-0)	0 (0-0)
3-plus Blocks	0 (0-0)	0 (0-0)
3-plus 3-point FG	0 (0-0)	0 (0-0)
Scoring Leader	0 (0-0)	0 (0-0)
Rebound Leader	0 (0-0)	0 (0-0)
Assist Leader	0 (0-0)	0 (0-0)

2015-16 GAME-BY-GAME

Opponent	Date	GS	Min	FG	FGA	Pct	3FG	FGA	Pct	FT	FTA	Pct	Off	Def	TR	Avg	PF	FO	A	TO	Blk	Stl	Pts	Avg	
Utah Valley	11/13/15		5	0	0	.000	0	0	.000	2	4	.500	0	2	2	2.0	0	0	0	0	0	0	2	2.0	
at Long Beach State	11/16/15												DNP												
Adams State	11/20/15		5	1	2	.500	0	0	.000	1	2	.500	0	2	2	2.0	1	0	0	0	0	1	3	2.5	
Mississippi Valley State	11/25/15												DNP												
Belmont	11/28/15												DNP												
at Utah	12/02/15												DNP												
vs. Weber State	12/05/15		4	0	0	.000	0	0	.000	0	0	.000	0	0	0	1.3	1	0	0	0	0	0	0	1.7	
Utah State	12/09/15		2	0	0	.000	0	0	.000	0	0	.000	0	0	0	1.0	0	0	0	0	0	0	0	1.3	
at Colorado	12/12/15		3	0	1	.000	0	0	.000	0	0	.000	0	1	1	1.0	0	0	0	0	0	0	0	1.0	
Central Michigan	12/18/15												DNP												
vs. Harvard	12/22/15												DNP												
vs. New Mexico	12/23/15		6	0	0	.000	0	0	.000	0	0	.000	0	0	0	0.8	0	0	1	0	0	0	0.8		
vs. TBA	12/25/15																								
at Saint Mary's	12/31/15																								
at Pacific	01/02/16																								
Santa Clara	01/07/16																								
San Francisco	01/09/16																								
at Gonzaga	01/14/16																								
at Portland	01/16/16																								
at Loyola Marymount	01/21/16																								
at Pepperdine	01/23/16																								
Loyola Marymount	01/28/16																								
Pepperdine	01/30/16																								
Saint Mary's	02/04/16																								
Pacific	02/06/16																								
at San Francisco	02/11/16																								
at Santa Clara	02/13/16																								
at San Diego	02/18/16																								
San Diego	02/20/16																								
Portland	02/25/16																								
Gonzaga	02/27/16																								
Totals			0	25	1	3	.333	0	0	.000	3	6	.500	0	5	5	0.8	2	0	1	0	0	1	5	0.8

CAREER STATISTICS (ALL GAMES)

Year	GP	GS	Min	Avg	FG	FGA	Pct	3FG	FGA	Pct	FT	FTA	Pct	Off	Def	TR	Avg	PF	FO	A	TO	Blk	Stl	Pts	Avg
2015-16	6	0	25	4.2	1	3	.333	0	0	.000	3	6	.500	0	5	5	0.8	2	0	1	0	0	1	5	0.8
TOTAL	6	0	25	4.2	1	3	.333	0	0	.000	3	6	.500	0	5	5	0.8	2	0	1	0	0	1	5	0.8

CAREER STATISTICS (CONFERENCE GAMES)

Year	GP	GS	Min	Avg	FG	FGA	Pct	3FG	FGA	Pct	FT	FTA	Pct	Off	Def	TR	Avg	PF	FO	A	TO	Blk	Stl	Pts	Avg	
2015-16																										
TOTAL																										

#34 • JAKOB HARTSOCK
6-8 • 205 • FR • FORWARD



BARTLESVILLE, OKLAHOMA
BARTLESVILLE HS

2015-16 SEASON — PPG: 0.3 RPG: 1.0 APG: 0.1 SPG: 0.0 BPG: 0.0 FG%: .143 3FG%: .000 FT%: .000

2015-16 • Freshman

- Scored 2 points and added 4 rebounds against UVU

- Sister-in-law Kendalyn (Noah's wife) was a libero for the BYU women's volleyball team and led the team in digs in 2010 and 2011
- Also recruited by Missouri State, Utah and Utah State

Before BYU

- Played for Tim Bart at Bartlesville High School
- Averaged 18.6 points as a senior while leading Bartlesville High School to a 16-7 record and the Class 6A area playoffs
- Selected to the Oklahoma Coaches Association All-State Large East Boys Basketball Team
- Ranked the third best player in the class of 2013 in the state of Oklahoma and No. 56 among power forwards nationally by ESPN.com
- As a junior averaged 20 points, 7 rebounds and 2 blocks per game while shooting .496 from the field, .366 from three and .780 from the free throw line
- Named third-team all-state by Tulsa World
- Led Bartlesville to a record of 22-4 and a trip to the 6A state tournament

Personal

- Parents are David and Leslie Hartsock
- Served a mission for The Church of Jesus Christ of Latter-day Saints in Las Vegas
- Has five brothers and one sister
- Brother Noah was an All-WCC forward for the Cougars
- Brother Nate played two seasons at Oklahoma Wesleyan University and brother Jeremiah played at the University of Missouri-Kansas City
- Sister-in-law Lindsay Hartsock (Ben's wife) was a middle blocker for the BYU women's volleyball team and was the MWC Player of the Year in 2006

2015-16 SEASON HIGHS

PTS	2 vs. UVU – 11/13/15
1st H	–
2nd H	2 vs. UVU – 11/13/15
REB	4 vs. UVU – 11/13/15
AST	1 vs. ASU – 11/20/15
STL	–
BLK	–
FGM	1 vs. UVU – 11/13/15
FGA	4 vs. UVU – 11/13/15
3PM	–
3PA	2 vs. UVU – 11/13/15
FTM	–
FTA	–

MISCELLANEOUS

	15-16	Career
Double-Figure Points	0 (0-0)	0 (0-0)
20-plus Points	0 (0-0)	0 (0-0)
Double-Figure Reb	0 (0-0)	0 (0-0)
Double-Doubles	0 (0-0)	0 (0-0)
3-plus Steals	0 (0-0)	0 (0-0)
3-plus Blocks	0 (0-0)	0 (0-0)
3-plus 3-point FG	0 (0-0)	0 (0-0)
Scoring Leader	0 (0-0)	0 (0-0)
Rebound Leader	0 (0-0)	0 (0-0)
Assist Leader	0 (0-0)	0 (0-0)

2015-16 GAME-BY-GAME

Opponent	Date	GS	Min	FG	FGA	Pct	3FG	FGA	Pct	FT	FTA	Pct	Off	Def	TR	Avg	PF	FO	A	TO	Blk	Stl	Pts	Avg
Utah Valley	11/13/15		15	1	4	.250	0	2	.000	0	0	.000	0	3	4	4.0	4	0	0	1	0	0	2	2.0
at Long Beach State	11/16/15		1	0	0	.000	0	0	.000	0	0	.000	0	0	0	0.0	0	0	0	0	0	0	0	0.0
Adams State	11/20/15		7	0	3	.000	0	1	.000	0	0	.000	0	1	1	1.7	1	0	1	0	0	0	0	0.7
Mississippi Valley State	11/25/15																							
Belmont	11/28/15																							
at Utah	12/02/15		2	0	0	.000	0	0	.000	0	0	.000	0	0	0	1.3	0	0	0	0	0	0	0	0.5
vs. Weber State	12/05/15																							
Utah State	12/09/15		0	0	0	.000	0	0	.000	0	0	.000	0	1	1	1.2	0	0	0	0	0	0	0	0.4
at Colorado	12/12/15		2	0	0	.000	0	0	.000	0	0	.000	0	0	0	1.0	1	0	0	0	0	0	0	0.3
Central Michigan	12/18/15																							
vs. Harvard	12/22/15																							
vs. New Mexico	12/23/15		2	0	0	.000	0	0	.000	0	0	.000	0	1	1	1.0	0	0	0	0	0	0	0	0.3
vs. TBA	12/25/15																							
at Saint Mary's	12/31/15																							
at Pacific	01/02/16																							
Santa Clara	01/07/16																							
San Francisco	01/09/16																							
at Gonzaga	01/14/16																							
at Portland	01/16/16																							
at Loyola Marymount	01/21/16																							
at Pepperdine	01/23/16																							
Loyola Marymount	01/28/16																							
Pepperdine	01/30/16																							
Saint Mary's	02/04/16																							
Pacific	02/06/16																							
at San Francisco	02/11/16																							
at Santa Clara	02/13/16																							
at San Diego	02/18/16																							
San Diego	02/20/16																							
Portland	02/25/16																							
Gonzaga	02/27/16																							
Totals			0	27	1	7	.143	0	3	.000	0	0	.000	1	5	6	1.0	6	0	1	1	0	2	0.3


CAREER STATISTICS (ALL GAMES)

Year	GP	GS	Min	Avg	FG	FGA	Pct	3FG	FGA	Pct	FT	FTA	Pct	Off	Def	TR	Avg	PF	FO	A	TO	Blk	Stl	Pts	Avg
2015-16	7	0	29	4.1	1	7	.143	0	3	.000	0	0	.000	1	6	7	1.0	6	0	1	1	0	0	2	0.3
TOTAL	7	0	29	4.1	1	7	.143	0	3	.000	0	0	.000	1	6	7	1.0	6	0	1	1	0	0	2	0.3

CAREER STATISTICS (CONFERENCE GAMES)

Year	GP	GS	Min	Avg	FG	FGA	Pct	3FG	FGA	Pct	FT	FTA	Pct	Off	Def	TR	Avg	PF	FO	A	TO	Blk	Stl	Pts	Avg	
2015-16																										
TOTAL																										

#40 • JAMAL AYTES
6-6 • 235 • SO • FORWARD



SAN DIEGO, CALIFORNIA
UNLV

2015-16 SEASON — PPG: 5.9 RPG: 1.9 APG: 0.3 SPG: 0.0 BPG: 0.0 FG%: .708 3FG%: .000 FT%: .467

2015-16 • Sophomore

- Made BYU debut at Long Beach State and shot 4 of 5 from the field for 8 points and added 4 rebounds
- Totaled 11 points on 5 of 7 shooting and added 1 assist vs. Adams State
- Hit 3 of 3 from the field and 3 of 4 from the free throw line for 9 points to go with 6 boards vs. New Mexico

Personal

- Son of Franklin and Jacqueline Aytes
- Has six siblings: Franklin, Candace, Bianca, Rashaun, Malik and Jazzele

In 2013-14 • Freshman/Transfer

- Played the fall semester at UNLV
- Transferred to BYU in January 2014 and sat out the rest of the season due to NCAA transfer rules

In 2014-15 • Redshirt

- Missed the season due to an ankle injury

Before BYU

- Played for Joedy Gardner at JSerra Catholic High School in San Juan Capistrano, Calif.
- As a senior, averaged 17 points and 10 rebounds
- Named to the All-CIF Southern Division 4AA Team
- Ranked No. 66 nationally among power forwards by ESPN.com in the class of 2013
- Played AAU ball for the Dream Vision, coached by Clayton Williams
- Named MVP at the adidas Exclusive Run
- Played for UNLV in the fall of 2013 and averaged 2.8 points in 9.3 minutes

2015-16 SEASON HIGHS

PTS	11 vs. ASU – 11/20/15
1st H	2, 3 times, vs. New Mexico – 12/23/15
2nd H	9 vs. ASU – 11/20/15
REB	6 vs. New Mexico – 12/23/15
AST	1, twice, last vs. Harvard – 12/22/15
STL	–
BLK	–
FGM	5 vs. ASU – 11/20/15
FGA	7 vs. ASU – 11/20/15
3PM	–
3PA	–
FTM	3, twice, last vs. New Mexico – 12/23/15
FTA	4, twice, last vs. New Mexico – 12/23/15

MISCELLANEOUS

	15-16	Career
Double-Figure Points	1 (1-0)	1 (1-0)
20-plus Points	0 (0-0)	0 (0-0)
Double-Figure Reb	0 (0-0)	0 (0-0)
Double-Doubles	0 (0-0)	0 (0-0)
3-plus Steals	0 (0-0)	0 (0-0)
3-plus Blocks	0 (0-0)	0 (0-0)
3-plus 3-point FG	0 (0-0)	0 (0-0)
Scoring Leader	0 (0-0)	0 (0-0)
Rebound Leader	1 (1-0)	1 (1-0)
Assist Leader	0 (0-0)	0 (0-0)

2015-16 GAME-BY-GAME

Opponent	Date	GS	Min	FG	FGA	Pct	3FG	FGA	Pct	FT	FTA	Pct	Off	Def	TR	Avg	PF	FO	A	TO	Blk	Stl	Pts	Avg
Utah Valley	11/13/15																							
DNP																								
at Long Beach State	11/16/15		14	4	5	.800	0	0	.000	0	2	.000	2	2	4	4.0	3	0	0	2	0	0	8	8.0
Adams State	11/20/15		18	5	7	.714	0	0	.000	1	3	.333	0	0	2	2.0	2	0	1	1	0	0	11	9.5
Mississippi Valley State	11/25/15		11	1	2	.500	0	0	.000	3	4	.750	0	1	1	1.7	3	0	0	0	0	0	5	8.0
Belmont	11/28/15		12	1	1	1.000	0	0	.000	0	0	.000	0	1	1	1.5	3	0	0	2	0	0	2	6.5
at Utah	12/02/15		3	0	0	.000	0	0	.000	0	0	.000	0	0	0	1.2	1	0	0	0	0	0	0	5.2
vs. Weber State	12/05/15																							
DNP																								
Utah State	12/09/15																							
DNP																								
at Colorado	12/12/15																							
DNP																								
Central Michigan	12/18/15																							
DNP																								
vs. Harvard	12/22/15		20	3	6	.500	0	0	.000	0	2	.000	1	0	1	1.2	3	0	1	1	0	0	6	5.3
vs. New Mexico	12/23/15		21	3	3	1.000	0	0	.000	3	4	.750	2	4	6	1.9	4	0	0	1	0	0	9	5.9
vs. TBA	12/25/15																							
at Saint Mary's	12/31/15																							
at Pacific	01/02/16																							
Santa Clara	01/07/16																							
San Francisco	01/09/16																							
at Gonzaga	01/14/16																							
at Portland	01/16/16																							
at Loyola Marymount	01/21/16																							
at Pepperdine	01/23/16																							
Loyola Marymount	01/28/16																							
Pepperdine	01/30/16																							
Saint Mary's	02/04/16																							
Pacific	02/06/16																							
at San Francisco	02/11/16																							
at Santa Clara	02/13/16																							
at San Diego	02/18/16																							
San Diego	02/20/16																							
Portland	02/25/16																							
Gonzaga	02/27/16																							
Totals			0	99	17	24	.708	0	0	.000	7	15	.467	5	8	13	1.9	19	0	2	7	0	41	5.9

CAREER STATISTICS (ALL GAMES)

Year	GP	GS	Min	Avg	FG	FGA	Pct	3FG	FGA	Pct	FT	FTA	Pct	Off	Def	TR	Avg	PF	FO	A	TO	Blk	Stl	Pts	Avg
2015-16	7	0	99	14.1	17	24	.708	0	0	.000	7	15	.467	5	8	13	1.9	19	0	2	7	0	0	41	5.9
TOTAL	7	0	99	14.1	17	24	.708	0	0	.000	7	15	.467	5	8	13	1.9	19	0	2	7	0	0	41	5.9

CAREER STATISTICS (CONFERENCE GAMES)

Year	GP	GS	Min	Avg	FG	FGA	Pct	3FG	FGA	Pct	FT	FTA	Pct	Off	Def	TR	Avg	PF	FO	A	TO	Blk	Stl	Pts	Avg
2015-16																									
TOTAL																									

Official Basketball Box Score -- Game Totals -- Final Statistics
Utah Valley vs BYU
11/13/15 7:05 pm at Provo, Utah, Marriott Center

Utah Valley 54 • 0-1
Player stats table with columns: #, Player, FG-FGA, 3-PT, FT-FTA, Rebounds (Off, Def, Tot), PF, TP, A TO Blk Stl, Min. Includes totals row and game statistics.

FG % 1st Half: 10-36 27.8% 2nd half: 9-36 25.0% Game: 19-72 26.4%
3FG % 1st Half: 4-14 28.6% 2nd half: 1-15 6.7% Game: 5-29 17.2%
FT % 1st Half: 2-3 66.7% 2nd half: 9-14 64.3% Game: 11-17 64.7%

BYU 85 • 1-0

Player stats table for BYU with columns: #, Player, FG-FGA, 3-PT, FT-FTA, Rebounds (Off, Def, Tot), PF, TP, A TO Blk Stl, Min. Includes totals row and game statistics.

FG % 1st Half: 17-41 41.5% 2nd half: 13-33 39.4% Game: 30-74 40.5%
3FG % 1st Half: 4-12 33.3% 2nd half: 3-13 23.1% Game: 7-25 28.0%
FT % 1st Half: 8-8 100.0 2nd half: 10-19 52.6% Game: 18-27 66.7%

Officials: Dick Cartmell, Bob Staffen, Rick Batsell
Technical fouls: Utah Valley-None. BYU-None.

Score by periods table with columns: 1st, 2nd, Total. Rows for Utah Valley and BYU.

Last FG - UVU 2nd-03:14, BYU 2nd-02:30.
Largest lead - UVU None, BYU by 33 2nd-02:30.
UVU led for 00:00. BYU led for 38:50. Game was tied for 01:10.

Score tied - 0 times.
Lead changed - 0 times.

Official Basketball Box Score -- Game Totals -- Final Statistics
BYU vs Long Beach State
11/16/15 10:45 p.m. at Long Beach, Calif. (Walter Pyramid)

BYU 65 • 1-1
Player stats table with columns: #, Player, FG-FGA, 3-PT, FT-FTA, Rebounds (Off, Def, Tot), PF, TP, A TO Blk Stl, Min. Includes totals row and game statistics.

FG % 1st Half: 12-30 40.0% 2nd half: 14-29 48.3% Game: 26-59 44.1%
3FG % 1st Half: 4-11 36.4% 2nd half: 1-9 11.1% Game: 5-20 25.0%
FT % 1st Half: 2-5 40.0% 2nd half: 6-16 37.5% Game: 8-21 38.1%

Long Beach State 66 • 2-0

Player stats table for Long Beach State with columns: #, Player, FG-FGA, 3-PT, FT-FTA, Rebounds (Off, Def, Tot), PF, TP, A TO Blk Stl, Min. Includes totals row and game statistics.

FG % 1st Half: 13-37 35.1% 2nd half: 9-34 26.5% Game: 22-71 31.0%
3FG % 1st Half: 4-11 36.4% 2nd half: 3-12 25.0% Game: 7-23 30.4%
FT % 1st Half: 6-8 75.0% 2nd half: 9-15 60.0% Game: 15-23 65.2%

Officials: Chris Rastatter, Mike Reed, Deron White
Technical fouls: BYU-None. Long Beach State-None.

Score by periods table with columns: 1st, 2nd, Total. Rows for BYU and Long Beach State.

Last FG - BYU 2nd-02:29, LBSU 2nd-03:17.
Largest lead - BYU by 8 1st-17:42, LBSU by 12 1st-08:25.

Score tied - 2 times.
Lead changed - 1 time.

Official Basketball Box Score -- Game Totals -- Final Statistics
Adams State vs BYU
11/20/15 7 pm at Provo, Utah, Marriott Center

Adams State 56 • 0-3
Player stats table with columns: #, Player, FG-FGA, 3-PT, FT-FTA, Rebounds (Off, Def, Tot), PF, TP, A TO Blk Stl, Min. Includes totals row and game statistics.

FG % 1st Half: 9-35 25.7% 2nd half: 9-30 30.0% Game: 18-65 27.7%
3FG % 1st Half: 4-16 25.0% 2nd half: 2-12 16.7% Game: 6-28 21.4%
FT % 1st Half: 7-12 58.3% 2nd half: 7-10 70.0% Game: 14-22 63.6%

BYU 97 • 2-1

Player stats table for BYU with columns: #, Player, FG-FGA, 3-PT, FT-FTA, Rebounds (Off, Def, Tot), PF, TP, A TO Blk Stl, Min. Includes totals row and game statistics.

FG % 1st Half: 19-33 57.6% 2nd half: 22-36 61.1% Game: 41-69 59.4%
3FG % 1st Half: 2-9 22.2% 2nd half: 5-13 38.5% Game: 7-22 31.8%
FT % 1st Half: 2-5 40.0% 2nd half: 6-10 60.0% Game: 8-15 53.3%

Officials: Casey McClellan, LaDonte King, Coban Lopez

Score by periods table with columns: 1st, 2nd, Total. Rows for Adams State and BYU.

Last FG - ASUM 2nd-02:32, BYU 2nd-01:05.
Largest lead - ASUM by 3 1st-10:18, BYU by 44 2nd-04:13.

ASUM led for 05:11. BYU led for 31:45. Game was tied for 03:04.

Score tied - 6 times.
Lead changed - 8 times.

Official Basketball Box Score -- Game Totals -- Final Statistics
Mississippi Valley vs BYU
11/25/15 7:05 pm at Provo, Utah, Marriott Center

Mississippi Valley 68 • 0-5
Player stats table with columns: #, Player, FG-FGA, 3-PT, FT-FTA, Rebounds (Off, Def, Tot), PF, TP, A TO Blk Stl, Min. Includes totals row and game statistics.

FG % 1st Half: 11-31 35.5% 2nd half: 15-33 45.5% Game: 26-64 40.6%
3FG % 1st Half: 4-10 40.0% 2nd half: 5-10 50.0% Game: 9-20 45.0%
FT % 1st Half: 6-7 85.7% 2nd half: 1-4 25.0% Game: 7-11 63.6%

BYU 75 • 3-1

Player stats table for BYU with columns: #, Player, FG-FGA, 3-PT, FT-FTA, Rebounds (Off, Def, Tot), PF, TP, A TO Blk Stl, Min. Includes totals row and game statistics.

FG % 1st Half: 15-31 48.4% 2nd half: 11-25 44.0% Game: 26-56 46.4%
3FG % 1st Half: 6-14 42.9% 2nd half: 1-11 9.1% Game: 7-25 28.0%
FT % 1st Half: 8-9 88.9% 2nd half: 8-17 47.1% Game: 16-26 61.5%

Officials: Tom O'Neill, Shawn Lehigh, Dennis Flannery

Score by periods table with columns: 1st, 2nd, Total. Rows for Mississippi Valley and BYU.

Last FG - MVSUMBB 2nd-00:33, BYU 2nd-00:42.
Largest lead - MVSUMBB None, BYU by 17 1st-13:48.

MVSUMB led for 00:00. BYU led for 39:42. Game was tied for 00:18.

Score tied - 0 times.
Lead changed - 0 times.

THE STAT CREW SYSTEM
BYU Combined Team Statistics (as of Dec 23, 2015)
All games

RECORD:	OVERALL	HOME	AWAY	NEUTRAL
ALL GAMES	8-4	6-0	0-3	2-1
CONFERENCE	0-0	0-0	0-0	0-0
NON-CONFERENCE	8-4	6-0	0-3	2-1

#	Player	gp-gs	min	avg	Total		3-Point		F-Throw		Rebounds				pf	dq	a	to	blk	stl	pts	avg
					fg-fga	fg%	3fg-fga	3fg%	ft-fga	ft%	off	def	tot	avg								
01	FISCHER, Chase	12-12	374	31.2	62-155	.400	36-102	.353	40-51	.784	6	23	29	2.4	18	1	21	22	1	14	200	16.7
04	EMERY, Nick	11-7	331	30.1	64-146	.438	29-79	.367	16-18	.889	4	33	37	3.4	27	2	31	19	1	15	173	15.7
05	COLLINSWORTH, Kyl	12-12	403	33.6	64-144	.444	3-16	.188	47-72	.653	29	64	93	7.8	27	0	90	40	9	25	178	14.8
21	DAVIS, Kyle	12-12	370	30.8	65-116	.560	4-6	.667	31-50	.620	35	94	129	10.8	27	0	21	25	12	8	165	13.8
02	SELJAAS, Zac	11-0	153	13.9	28-49	.571	20-34	.588	1-2	.500	2	15	17	1.5	16	1	4	5	2	6	77	7.0
44	KAUFUSI, Corbin	12-11	211	17.6	36-60	.600	0-0	.000	11-23	.478	22	27	49	4.1	34	3	5	19	18	4	83	6.9
40	AYTES, Jamal	7-0	99	14.1	17-24	.708	0-0	.000	7-15	.467	5	8	13	1.9	19	0	2	7	0	0	41	5.9
15	TOOLSON, Jake	10-5	138	13.8	15-33	.455	7-19	.368	2-2	1.000	2	14	16	1.6	7	0	12	7	0	3	39	3.9
25	CHATMAN, Jordan	11-0	74	6.7	8-16	.500	3-10	.300	1-3	.333	1	5	6	0.5	7	0	5	8	1	0	20	1.8
33	AUSTIN, Nate	12-1	188	15.7	7-17	.412	0-1	.000	2-6	.333	13	35	48	4.0	35	0	9	4	4	4	16	1.3
31	SHAW, Braiden	6-0	25	4.2	1-3	.333	0-0	.000	3-6	.500	0	5	5	0.8	2	0	1	0	0	1	5	0.8
34	HARTSOCK, Jakob	7-0	29	4.1	1-7	.143	0-3	.000	0-0	.000	1	6	7	1.0	6	0	1	1	0	0	2	0.3
Team											21	27	48				1					
Total.....		12	2425		370-779	.475	103-275	.375	161-248	.649	141	361	502	41.8	228	7	203	158	48	80	1004	83.7
Opponents.....		12	2425		303-750	.404	107-294	.364	159-228	.697	117	317	434	36.2	235	1	162	164	30	67	872	72.7

TEAM STATISTICS	BYU	OPP	Date	Opponent	Score	Att.
SCORING	1004	872	11/13/15	UTAH VALLEY	w 85-54	17683
Points per game	83.7	72.7	11/16/15	at Long Beach State	L 65-66	3412
Scoring margin	+11.0	-	11/20/15	ADAMS STATE	w 97-56	12976
FIELD GOALS-ATT	370-779	303-750	11/25/15	MISSISSIPPI VALLEY	w 75-68	15467
Field goal pct	.475	.404	11/28/15	BELMONT	w 95-81	13712
3 POINT FG-ATT	103-275	107-294	12/02/15	at Utah	L 75-83	15131
3-point FG pct	.375	.364	12/05/15	vs Weber State	w 73-68	15121
3-pt FG made per game	8.6	8.9	12/09/15	UTAH STATE	w 80-68	14048
FREE THROWS-ATT	161-248	159-228	12/12/15	at Colorado	L 83-92	8913
Free throw pct	.649	.697	12/18/15	CENTRAL MICHIGAN	w 98-85	13408
F-Throws made per game	13.4	13.3	12-22-15	vs Harvard	Lot 82-85	7161
REBOUNDS	502	434	12-23-15	vs New Mexico	w 96-66	0
Rebounds per game	41.8	36.2				
Rebounding margin	+5.7	-				
ASSISTS	203	162				
Assists per game	16.9	13.5				
TURNOVERS	158	164				
Turnovers per game	13.2	13.7				
Turnover margin	+0.5	-				
Assist/turnover ratio	1.3	1.0				
STEALS	80	67				
Steals per game	6.7	5.6				
BLOCKS	48	30				
Blocks per game	4.0	2.5				
ATTENDANCE	87294	49738				
Home games-Avg/Game	6-14549	3-9152				
Neutral site-Avg/Game	-	3-7427				

* - Conference game

Score by Periods	1st	2nd	OT	Totals
BYU	463	525	16	1004
Opponents	438	415	19	872



#1 CHASE FISCHER
6-3 | 190 | Senior | Guard
Ripley, West Virginia | Wake Forest



#2 ZAC SELJAAS
6-7 | 215 | Freshman | Guard
Bountiful, Utah | Bountiful HS



#4 NICK EMERY
6-2 | 185 | Freshman | Guard
Alpine, Utah | Lone Peak HS



#5 KYLE COLLINWORTH
6-6 | 215 | Senior | Guard
Provo, Utah | Provo HS



#15 JAKE TOOLSON
6-5 | 205 | Sophomore | Guard
Gilbert, Arizona | Highland HS




#21 KYLE DAVIS
6-8 | 225 | Junior | Forward
Draper, Utah | Utah State



#25 JORDAN CHATMAN
6-5 | 195 | Freshman | Guard
Vancouver, Washington | Union HS



#31 BRAIDEN SHAW
6-9 | 210 | Freshman | Forward
Eagle, Idaho | Eagle HS



#33 NATE AUSTIN
6-11 | 245 | Senior | Forward
Alpine, Utah | Lone Peak HS



#34 JAKOB HARTSOCK
6-8 | 205 | Freshman | Forward
Bartlesville, Oklahoma | Bartlesville HS



#40 JAMAL AYTES
6-6 | 235 | Sophomore | Forward
San Diego, California | UNLV



#44 CORBIN KAUFUSI
6-10 | 255 | Sophomore | Center
Provo, Utah | Timpview HS



DAVE ROSE
Head Coach (11th season)