

BYU BASKETBALL

Kyle Chilton, BYU Athletic Communications | O: 801-422-4909 | C: 801-372-2080 | kyle_chilton@byu.edu | 30 Smith Fieldhouse | Provo, UT | 84602

BYU 2015-16 SCHEDULE

N13	Fri	Utah Valley	BYUtv	W, 85-54
N16	Mon	at Long Beach State	ESPN2	L, 65-66
N20	Fri	Adams State	BYUtv	W, 97-56
N25	Wed	Mississippi Valley State	BYUtv	W, 75-68
N28	Sat	Belmont	BYUtv	W, 95-81
D2	Wed	at Utah	Pac-12 Net	L, 75-83
D5	Sat	vs. Weber State ^	BYUtv	W, 73-68
D9	Wed	Utah State	BYUtv	W, 80-68
D12	Sat	at Colorado	Pac-12 Net	L, 83-92
D18	Fri	Central Michigan	BYUtv	W, 98-85
D22	Tue	vs. Harvard# (OT)	ESPN2	L, 82-85
D23	Wed	vs. New Mexico#	ESPN2	W, 96-66
D25	Fri	vs. Northern Iowa#	ESPN2	W, 84-76
D31	Thu	at Saint Mary's*	ESPN2	L, 74-85
J2	Sat	at Pacific*	TWC/ROOT NW	W, 81-67
J7	Thu	Santa Clara*	ESPN2	W, 97-61
J9	Sat	San Francisco*	BYUtv	W, 102-92
J14	Thu	at Gonzaga*	ESPN2	W, 69-68
J16	Sat	at Portland*	ROOT	L, 81-84
J21	Thu	at Loyola Marymount*	BYUtv	W, 91-80
J23	Sat	at Pepperdine*	BYUtv	L, 65-71
J28	Thu	Loyola Marymount*	ESPN2	W, 87-62
J30	Sat	Pepperdine*	ESPN2	W, 88-77
F4	Thu	Saint Mary's*	BYUtv	W, 70-59
F6	Sat	Pacific*	BYUtv	L, 72-77
F11	Thu	at San Francisco*	BYUtv	7 p.m.
F13	Sat	at Santa Clara*	BYUtv/TWC	1 p.m.
F18	Thu	at San Diego*	ESPN2	8 p.m.
F20	Sat	San Diego*	BYUtv	7 p.m.
F25	Thu	Portland*	ESPN2	9 p.m.
F27	Sat	Gonzaga*	ESPN or ESPN2	TBA
M3-8		WCC Basketball Championships		

^ at Vivint Smart Home Arena
 # Hawaiian Airlines Diamond Head Classic
 @ WCC Basketball Championships at Orleans Arena
 * WCC Game
 All times local to site

SOCIAL MEDIA

Website: www.BYUcougars.com
 Facebook: /BYUbasketball | /BYUcougars
 Twitter: @BYUbasketball | @BYUcougars
 Instagram: BYUcougars
 Vine: BYUcougars
 Hashtags: #BYUhoops #GoCougs

Follow @BYUgamenotes on Twitter for in-game Cougar achievements, milestones and notes.



SAN FRANCISCO (13-10, 6-6 WCC) DONS

Head Coach Rex Walters
 Alma Mater Kansas, 1993
 Career Record 156-155 (10th)
 Record at San Francisco ... 125-122 (8th)

GAME INFORMATION

TV BYUtv
 TV Talent Dave McCann (play-by-play)
 Blaine Fowler (analyst)
 Live VideoBYUtv.org
 Radio Cougar IMG Sports Network
 KSL 102.7 FM / 1160 AM
 Radio Talent Greg Wrubell (play-by-play)
 Anson Winder (analyst)
 Live Stats BYUcougars.com

SERIES INFORMATION

Series Record BYU leads 14-6
 Last Meeting BYU won 102-92, 1/9/16
 H/A/N 7-1/4-4/3-1



BYU (17-8, 8-4 WCC) COUGARS

Head Coach Dave Rose
 Alma Mater Houston, 1983
 Career Record 274-96 (11th)
 Record at BYU Same

BYU STORYLINES

- BYU begins a stretch of three-straight road games when the Cougars play at San Francisco on Thursday at 7 p.m. PST in War Memorial at The Sobrato Center. Since joining the WCC, BYU is 4-0 in San Francisco.
- BYU coach Dave Rose is first all-time at BYU in winning percentage at 74.1. Currently second all-time in total victories, Rose will be going for career win number 275 Thursday at San Francisco.
- Kyle Collinworth is the only NCAA Division I basketball player in the last 20 years to total 1,500 points, 900 rebounds, 600 assists and 200 steals in a career.
- Chase Fischer has made 79 3s, 7th most in a season at BYU. He is looking to join Jackson Emery and Jonathan Tavernari as the only Cougars to have two seasons with 80-plus 3s. Fischer made 103 3s last season.

BYU'S PROJECTED STARTING LINEUP (BASED ON STARTERS FROM PREVIOUS GAME)



#5 | Kyle Collinworth
 Guard
 6-6 | 215 | Sr.
 Provo, Utah
 Provo HS

GP/GS	MPG	Pts	Reb	Ast	Stl	FG%	3PT%	FT%
25/25	34.3	14.9	8.0	7.3	2.2	.452	.192	.645

Last Game: Had 9 points, 12 rebounds, 4 assists, 2 blocks and 3 steals vs. Pacific
Notes: A team captain ... has 4 triple-doubles, 9 double-doubles this season ... 2-time WCC Player of the Week (11/30, 1/11) and Nov. 30 CBS Sports Player of the Week ... owns NCAA career record for triple-doubles w/10 ... Cousy Award finalist ... Allstate NABC Good Works Team candidate



#1 | Chase Fischer
 Guard
 6-3 | 190 | Sr.
 Ripley, West Virginia
 Wake Forest

GP/GS	MPG	Pts	Reb	Ast	Stl	FG%	3PT%	FT%
25/25	33.6	18.3	2.4	2.0	1.0	.407	.371	.825

Last Game: Scored 23 points, hit 14 of 14 from the free-throw line and added 2 steals vs. Pacific
Notes: A team captain ... leads BYU with 79 made 3s ... has scored 20-plus points 14 times this season ... 5th all-time at BYU in 3-pointers with 182 ... preseason All-WCC ... one of 10 Cougars all-time to score 40-plus in a game ... 13 5-3-pointers game, tied for 1st all-time at BYU



#4 | Nick Emery
 Guard
 6-2 | 185 | Fr.
 Alpine, Utah
 Lone Peak HS

GP/GS	MPG	Pts	Reb	Ast	Stl	FG%	3PT%	FT%
24/20	30.1	14.6	3.0	2.3	1.4	.407	.354	.855

Last Game: Had 13 points, 1 assist and 1 steal vs. Pacific
Notes: Has 7 20-point games, 5th most by a BYU freshman ... had a streak of 21-straight games with a 3 ... first all-time for 3s by a BYU freshman in a season with 57 ... has 11 games with 3-plus 3-pointers, 3 games with 5-plus, first all-time at BYU by a freshman



#21 | Kyle Davis
 Forward
 6-8 | 225 | Jr.
 Draper, Utah
 Utah State

GP/GS	MPG	Pts	Reb	Ast	Blk	FG%	3PT%	FT%
25/25	29.2	13.0	8.7	1.6	1.4	.540	.500	.620

Last Game: Hit 8 of 11 from the field, had 21 points, 5 boards, 1 block and 2 steals vs. Pacific
Notes: Has 8 double-doubles this season ... has scored in double figures in 22 of 25 games ... has scored 20-plus points 4 times this season ... named WCC Player of the Week on Nov. 16, 2015 ... has posted 3-plus blocks 4 times this season



#34 | Jakob Hartsock
 Forward
 6-8 | 205 | Fr.
 Bartlesville, Oklahoma
 Bartlesville HS

GP/GS	MPG	Pts	Reb	Ast	Stl	FG%	3PT%	FT%
14/2	6.4	1.9	1.4	0.1	0.1	.300	.333	.000

Last Game: Hit 2 3s for 6 points vs. Pacific
Notes: Has played in 14 games and started 2 ... has made a 3 in his last 5 games played ... has scored 21 points, hit 7 3-pointers and grabbed 12 rebounds over the last 4 games

OFF THE BYU BENCH


No.	Name	Pos.	Ht.	Wt.	Yr.	Pts.	Reb.	Hometown (Previous School)	Notes
2	Zac Seljaas	G	6-7	215	Fr.	7.2	2.7	Bountiful, Utah (Bountiful HS)	T-2nd all-time among BYU freshman w/44 3s ... hit a 3-pointer vs. Saint Mary's
3	Elijah Bryant ^	G	6-5	210	So.	-	-	Gwinnett, Ga. (Elon)	Transfer from Elon ... CAA ROY in 2014-15 ... sitting out due to NCAA transfer rules
12	Alan Hamson	C	7-2	210	Fr.	-	-	Lindon, Utah (Pleasant Grove HS)	6 bpg as a senior at PGHS ... LDS mission in California ... redshirting this season
15	Jake Toolson	G	6-5	205	So.	3.9	1.6	Gilbert, Arizona (Highland HS)	Taking a leave of absence for medical reasons
24	Davin Guinn	F	6-5	190	So.	0.8	0.8	Murrieta, Calif. (UC Riverside)	Had 3 points, 1 board and 1 steal vs. LMU ... played as a freshman at UC Riverside
25	Jordan Chatman	G	6-5	195	Fr.	2.3	0.9	Vancouver, Wash. (Union HS)	Had 2 points, 1 assist and a career-best 2 blocks vs. Pepperdine
31	Braiden Shaw	F	6-9	210	Fr.	0.7	0.4	Eagle, Idaho (Eagle HS)	Played 4 minutes vs. LMU
33	Nate Austin	F	6-11	245	Sr.	2.6	5.3	Alpine, Utah (Lone Peak HS)	Has started 12 games this season ... tied for first all-time at BYU in games played with 141
40	Jamal Aytes	F	6-6	235	So.	3.6	1.9	San Diego, Calif. (UNLV)	Had 1 point and 1 rebound vs. LMU ... shooting .545 from the field
44	Corbin Kaufusi	C	6-10	255	So.	5.7	3.9	Provo, Utah (Timpview HS)	Totaled 7 points, 8 boards and 3 blocks vs. Saint Mary's ... shooting .607 from the field

*Stats from previous school ^ Sitting out due to NCAA transfer rules

#BYUhoops

Career Highlights

- 274-96 overall record (second all-time at BYU in wins) for a BYU record .741 winning percentage
- Currently 9th among active coaches in the NCAA in career winning percentage (as of 2/7/16)
- Reached 200 career victories in his 259th game as a head coach, 15th fastest in NCAA history
- With 257 victories through 10 seasons is sixth all-time for best career starts by wins in NCAA history
- With 232 victories through nine seasons is fifth all-time for best career starts by wins in NCAA history
- With 209 victories through first eight seasons is fourth all-time for best career starts by wins in NCAA history
- With 185 victories through first seven seasons is fourth all-time for best career starts by wins in NCAA history
- With 159 victories through first six seasons is tied for third all-time for best career starts by wins in NCAA history
- With 127 victories through five seasons is sixth all-time for best career starts by wins in NCAA history
- Streak of 10-consecutive 20-win seasons is tied for 20th all-time in NCAA history and tied for the seventh longest current streak (as of the 2014-15 season)
- Four Mountain West Conference regular season titles, a BYU and MWC record
- Three-time MWC Coach of the Year (2006, 2007, 2011)
- Two-time USBWA District VIII Coach of the Year (2006, 2011)
- Naismith Coach of the Year Finalist in 2011
- Honorable Mention for National Coach of the Year by Scout.com (2006)
- Eight trips to the NCAA tournament (a BYU record), including six-consecutive trips from 2007 to 2012 (a BYU record) and back-to-back appearances in 2014 and 2015
- Six-consecutive 25-win seasons (2006-11), and 10-consecutive 20-win seasons, both BYU records
- Holds top two spots for wins in a season in BYU history with 32 in 2010-11 and 30 in 2009-10
- Only BYU coach to win at least 20 games in each of his first 10 seasons
- Took BYU to the Sweet 16 in 2011 for the first time since 1981
- Coached Jimmer Fredette, the 2011 Consensus National Player of the Year
- Inducted into the Dixie State Athletics Hall of Fame on Sept. 14, 2013



Coaching Experience

- BYU Head Coach (2005-present)
- BYU Associate Head Coach (2000-2005)
- BYU Assistant Coach (1997-2000)
- Dixie State Head Coach (1990-1997)
- Dixie State Assistant Coach (1987-1990)
- Assistant coach at Pine View High School (1986-87)
- Head coach at Millard High School (1983-86)

Service

- A member of the National Coaches vs. Cancer Council
- Assisting with the Hope Lodge, a facility to be constructed in Salt Lake City to house families of cancer patients
- NABC Game Pillar Award for Service in 2008
- 63rd recipient of the Dale Rex Memorial Award
- Honorary Chair of the Children with Cancer Christmas Foundation
- Was the first coach in the state of Utah to participate in the American Cancer Society's nationwide Coaches vs. Cancer campaign
- Lobbied before Congress for more funding for cancer research in September 2010

Education

- Houston (1983, B.A.)

Playing Career

- Played baseball and basketball at Dixie State College
- Played for Houston from 1980-83 (played in 1980-81 and 82-83, redshirted in 1981-82)
- Co-captain on the famous "Phi-Slamma Jamma" team that featured Hakeem (then Akeem) Olajuwon and Clyde Drexler
- Helped Houston achieve a No. 1 ranking and reach the national championship game in 1983

Mission

- Manchester England (1977-79)

Personal/Family

- Wife: Cheryl
- Children: Daughter Chanell and husband Brock Reichner, son Garrett and wife Brooke, daughter Taylor
- Dave and Cheryl Rose have eight grandchildren

ROSE'S BYU COACHING LEDGER

Season	Overall	Pct.	Home	Pct.	Away	Pct.	Neutral	Pct.	Conf.	Pct.	Tourney	NCAA/NIT
05-06	20-9	.690	14-1	.933	5-7	.417	1-2	.333	12-4	.750	0-1	0-1 NIT
06-07	25-9	.735	17-0	1.000	6-7	.462	2-2	.500	13-3	.813	2-1	0-1 NCAA
07-08	27-8	.771	16-0	1.000	8-5	.615	3-3	.500	14-2	.875	2-1	0-1 NCAA
08-09	25-8	.758	14-2	.875	9-3	.750	2-3	.400	12-4	.750	1-1	0-1 NCAA
09-10	30-6	.833	15-1	.938	10-4	.714	5-1	.833	13-3	.813	1-1	1-1 NCAA
10-11	32-5	.865	13-1	.929	10-1	.909	9-3	.750	14-2	.875	2-1	2-1 NCAA
11-12	26-9	.743	13-3	.813	8-3	.727	5-3	.625	12-4	.750	1-1	1-1 NCAA
12-13	24-12	.667	15-3	.833	7-5	.583	2-4	.333	10-6	.625	0-1	3-1 NIT
13-14	23-12	.657	14-1	.933	5-8	.385	4-3	.571	13-5	.722	2-1	0-1 NCAA
14-15	25-10	.714	13-3	.813	8-3	.727	4-4	.500	13-5	.722	2-1	0-1 NCAA
15-16	17-8	.680	11-1	.917	3-6	.333	3-1	.750	8-4	.667	—	—
Totals	274-96	.741	155-16	.906	79-52	.603	40-28	.588	134-42	.761	13-10	7-10

CURRENT MOST CONSECUTIVE DIVISION I 20-WIN SEASONS

Coach, School	Years	No.
Mike Krzyzewski, Duke	1997-2015	19
Bill Self, Tulsa, Illinois, Kansas	1999-2015	17
Mark Few, Gonzaga	2000-2015	16
Thad Matta, Butler, Xavier, Ohio State	2001-2015	15
Rick Pitino, Louisville	2003-2015	13
Roy Williams, North Carolina	2005-2015	11
Dave Rose, BYU	2006-2015	10
Keith Dambrot, Akron	2006-2015	10
Steve Fisher, San Diego State	2006-2015	10
Bo Ryan, Wisconsin	2007-2015	9

BEST CAREER STARTS BY WINS, 10 SEASONS

Coach, School	Date	W	L	Pct.
Roy Williams, Kansas	1989-98	282	62	.820
Everett Case, NC State	1947-56	265	60	.815
Mark Few, Gonzaga	2000-09	264	66	.800
Jamie Dixon, Pittsburgh	2004-13	262	86	.753
Thad Matta, Butler, Xavier, OSU	2001-10	258	85	.752
Dave Rose, BYU	2006-15	257	88	.745
Sean Miller, Xavier, Arizona	2005-14	249	95	.724
Larry Brown, UCLA, Kansas, SMU	1980-81, 84-88, 2013-15	241	94	.719
Denny Crum, Louisville	1972-81	240	64	.789
Jerry Tarkanian, LBSU, UNLV	1969-78	238	41	.853

ROSE'S MILESTONE VICTORIES

Win	Date	Opponent	Score	Record
25	12/06/06	San Jose State	81-69	25-11 (.694)
50	11/23/07	vs. No. 6 Louisville	78-76	50-18 (.735)
75	11/20/08	North Florida	74-41	75-26 (.743)
100	11/20/09	at Hawaii	83-65	100-34 (.746)
125	03/06/10	at TCU	107-77	125-38 (.767)
150	02/09/11	at Air Force	90-52	150-42 (.781)
175	01/16/12	at San Diego	82-63	175-49 (.781)
200	01/19/13	San Diego	74-57	200-59 (.772)
225	02/06/14	Santa Clara	89-76	225-75 (.750)
250	02/07/14	at Loyola Marymount	87-68	250-86 (.744)

BYU VS. SAN FRANCISCO

Overall Series Record: BYU leads 14-6
 BYU Record in Provo: 7-1
 BYU Record at San Francisco: 4-4
 BYU Record at Neutral Sites: 3-1
 BYU Record Under Dave Rose: 10-1

Last 10 games vs. San Francisco

1-7-12	San Francisco	81-56	W
2-16-12	at San Francisco	85-84	W
1-5-13	at San Francisco	80-76	W
2-9-13	San Francisco	87-99	L
1-16-14	at San Francisco	83-76	W
2-8-14	San Francisco	68-63	W
3-10-14	vs. San Francisco* (OT)	79-77	W
1-3-15	at San Francisco	99-68	W
1-29-15	San Francisco	78-74	W
1-9-16	San Francisco	102-92	W

*WCC Tournament

San Francisco's projected starting lineup

No.	Name	Ht.	Pos.	Ppg	Rpg
1	Devin Watson	6-1	G	19.8	2.6
32	Tim Derksen	6-3	G	15.5	6.6
3	Ronnie Boyce	6-3	G	11.1	3.4
2	Uche Ofoegbu	6-4	F	9.3	4.6
13	Dont'e Reynolds	6-8	F	5.2	6.7

San Francisco's last game

W, 89-86 vs. Santa Clara, 2/6/16

BYU	CATEGORY	San Francisco
17-8, 8-4	W-L	13-10, 6-6
7-3	Last 10	5-5
3-2	Last 5	4-1
82.6	PPG	77.2
73.2	Opp PPG	77.0
+9.4	Margin	+0.1
.457	FG%	.441
.417	FG% Def	.427
.369	3FG%	.360
8.6	3FG/Game	7.8
.343	Opp 3FG%	.381
.687	FT%	.691
41.4	RPG	39.9
35.8	Opp RPG	36.4
+5.6	Margin	+3.5
15.8	Assist/Game	12.6
12.0	TO/Game	13.0
12.9	Opp TO/Game	11.3
+0.9	Margin	-1.7
6.8	Steals/Game	5.3
4.4	Blocks/Game	3.1

BY THE NUMBERS

2 Nick Emery (21) and Zac Seljaas (20) became the first pair of BYU true freshmen to score 20-plus in the same game when they achieved the feat against San Francisco on Jan. 9, 2016.

3 BYU made 10-plus 3-pointers in 3-straight games (11 at Pacific, 1/2/16; 13 vs. Santa Clara, 1/7/16; 15 vs. San Francisco, 1/9/16). It was just the 3rd such streak in program history. The first was in 2008 and the second occurrence was last season.

4 BYU had a stretch of shooting 50.0 percent or better over four-straight games (54.7 percent vs. Central Michigan, 50.0 vs. Harvard, 52.5 vs. New Mexico, 50.0 vs. Northern Iowa). The last time BYU had shot 50.0 percent or better in four-straight games was Dec. 2010 vs. Hawaii (50.0), Vermont (55.9), Arizona (51.8) and UCLA (52.9).

10 The number of career triple-doubles for Kyle Collinsworth after his 10-point, 13-rebound and 15-assist performance at Loyola Marymount. Collinsworth is the NCAA career record holder for triple-doubles. Coming into the 2015-16 season, he was tied with Michael Anderson (Drexel) and Shaquille O'Neal (LSU) for the career record at six. Collinsworth also owns the NCAA single season record, set in 2014-15 when he posted six triple-doubles. His four this season are tied for second most in a single season in NCAA history.

10 The number of consecutive seasons BYU has won at least 20 games. BYU has also reached the postseason in 10-straight seasons. Both streaks are program records.

15 The number of times in his career Kyle Collinsworth has registered double figure assists, a BYU record. This season, Collinsworth has seven games with double figure assists, including setting a new career high with 15 assists at Loyola Marymount.

15 BYU trailed at Loyola Marymount by 15 points (46-31 in the first half) and came back to win 91-80. It was the largest deficit overcome by the Cougars in a win since defeating Iona in the 2012 NCAA tournament after trailing by 25 points. BYU also came back from 13 down to win at Gonzaga this season.

21 After starting the season 2 of 4 from the free-throw line, freshman Nick Emery made 21-straight attempts before missing his second of two attempts at Pacific. He is shooting a team-best 85.5 percent (47-55) from the line this season.

31 The number of career double-doubles for Kyle Collinsworth, first all-time in BYU history among guards and tied for 4th overall.

274 Dave Rose (2005 to present) is second all-time in BYU basketball history with 274 career victories, behind only the great Stan Watts, who coached the Cougars to 371 wins from 1949 to 1972 and was inducted into the Naismith Memorial Basketball Hall of Fame in 1986.

905 The number of points Chase Fischer has scored at BYU. He is on pace to become the 48th Cougar to score 1,000 points and just the fourth to do so in their only two years at BYU (Bernie Fryer, Terrell Lyday, John Fairchild).

1,513 The number of points Kyle Collinsworth has scored in his career, tied for 15th all-time in BYU history with Kresimir Cosic and 6 points from tying Jonathan Tavernari for 14th.

Collinsworth one of 10 finalists for 2016 Bob Cousy Award

The Naismith Memorial Basketball Hall of Fame announced that BYU senior guard Kyle Collinsworth is one of 10 watch list finalists for the 2016 Bob Cousy Point Guard of the Year Award presented by College of the Holy Cross. Named after Hall of Famer and former Boston Celtic and Holy Cross guard Bob Cousy, the annual honor now in its 13th year recognizes the top point guards in Division I men's college basketball.

Kyle Collinsworth, Brigham Young University	Tyler Ullis, Kentucky	Gary Payton, Jr., Oregon State
Yogi Ferrell, Indiana	Melo Trimble, Maryland	Kris Dunn, Providence
Monte Morris, Iowa State	Demetrius Jackson, Notre Dame	Nic Moore, Southern Methodist
	Khalil Felder, Oakland	

LAST TIME OUT – TIGERS HAND COUGARS FIRST HOME LOSS OF THE SEASON

PROVO, Utah – BYU basketball suffered its first home loss of the season in a 77-72 setback to Pacific Saturday afternoon in the Marriott Center.

The Cougars (17-8, 8-4 West Coast Conference) shot just 33.9 percent in the game and 23.3 percent in the second half while the Tigers (7-15, 5-7 WCC) came away with their second road win of the season. The game was close throughout as it featured 17 lead changes and 12 ties.

Chase Fischer led all scorers with 23 points, including three 3-pointers and 14 of 14 shooting from the free-throw line. Kyle Davis shot a team-best 8 of 11 from the floor for 21 points to go along with five rebounds, while Kyle Collinsworth added nine points, 12 boards and four assists.

BYU held a 34-32 lead at halftime as Davis scored 11 points on 5-of-5 shooting and Chase Fischer hit 3 of 6 from 3-point range.

Despite struggling from the field in the beginning of the second half, BYU led 43-40 at the 14:21 mark.

Pacific, which held the upper hand in second-half shooting at 40 percent, moved ahead for the first time in the second half on a pair of DJ Ursery free throws for a 49-48 advantage at the 10:45 mark.

Down 59-56 BYU tied it up with 4:33 left in the game as Emery was fouled on a 3-pointer attempt and converted all three free throws.

The Cougars took a 1-point lead on a Collinsworth free throw, but the Tigers pushed back in front, breaking an 0-for-5 streak on a T.J. Wallace 3-pointer for the 62-60 advantage with 3:30 left in the game.

With 1:38 to play Pacific extended the lead to its largest of the game, 68-62 on a pair of Alec Kobre free throws. BYU cut the deficit to three points with 10 seconds left, but the Tigers kept the Cougars at bay with two more free throws for the eventual 77-72 final tally.

QUICK FACTS

University Information

Location: Provo, Utah 84602
 Elevation: 4,553 feet
 Enrollment: 33,336 (Daytime)
 Founded: October 15, 1875
 Owned: The Church of Jesus Christ of Latter-day Saints
 Nickname: Cougars
 Mascot: Cosmo
 Colors: Blue and White
 Arena (capacity): Marriott Center (18,987)
 Conference: West Coast Conference
 President: Kevin J Worthen (BYU, 1979)
 Athletic Director: Tom Holmoe (BYU, 1983)
 Athletic Website: BYUcougars.com
 Tickets: (801) 422-BYU1 or (800) 322-BYU1

2015-16 Preview

Lettermen Returning/Lost: 6/10
 Newcomers: 6
 Returning Redshirts: 4
 Starters Returning/Lost: 3/2
 Returning Scoring: 37.8% (1,109 of 2,931 pts)
 Returning Rebounding: 43.4% (586 of 1,349 reb)
 Returning Assists: 48.5% (288 of 594 ast)
 Returning Blocks: 47.6% (49 of 103)
 Returning Minutes: 40.7% (2,892 of 7,100)

2014-15 Review

Overall Record: 25-10
 H/A/N Record: 13-3/8-3/4-4
 Conference Record/Finish: 13-5 (2nd)
 2015 Postseason: (0-1 in the NCAA tournament)
 1st Round: Ole Miss - L, 90-94
 2015 Final National Ranking: NR/NR

BYU Coaching Staff

Head Coach: Dave Rose
 Alma Mater (year): Houston (1983)
 Record at School (years): 274-96 (11th year)
 Career Division I Record (years): same
 Basketball Office Fax: (801) 422-5965
 Associate Head Coach (Alma Mater, year)
 Tim LaComb (Utah, 2006)
 Assistant Coaches (Alma Mater, year)
 Terry Nashif (BYU, 2005)
 Quincy Lewis (Wagner, 1993)
 Dir. of Basketball Operations: Andrew May (BYU, 2010)

BYU History

First Year of Basketball: 1903
 All-Time Record: 1755-1056 (.624)
 Winning Seasons: 88 (last 2015)
 Regular Season Conf. Championships: 29 (last 2011)
 Postseason Appearances (record): 40 (30-41)
 Total NCAA Appearances (record): 29 (15-32)
 Last NCAA Appearance: 2015
 First Round: L vs. No. 11 seed Ole Miss, 90-94
 Total NIT Appearances (Record): 11 (15-9)
 Last NIT Appearance: 2013
 Result: Advanced to the semifinals

Media Relations

Men's Basketball Contact: Kyle Chilton
 Cell Phone: 801-372-2080
 Office Phone: 801-422-4909
 Email: kyle_chilton@byu.edu

Media Information

Radio Station: Cougar IMG Sports Network/KSL
 102.7 FM and 1160 AM
 Play-By-Play Announcer: Greg Wrubell
 Beat Writers: Jeff Call, Deseret News
 Darnell Dickson, Daily Herald
 Jay Drew, Salt Lake Tribune

2015-16 BYU STARTING LINEUPS

Opponent	(1)	(2)	(3)	(4)	(5)
Utah Valley	Collinsworth	Fischer	Toolson	Davis	Kaufusi
at Long Beach State	Collinsworth	Fischer	Toolson	Davis	Kaufusi
Adams State	Collinsworth	Fischer	Toolson	Davis	Kaufusi
Mississippi Valley State	Collinsworth	Fischer	Emery	Davis	Kaufusi
Belmont	Collinsworth	Fischer	Emery	Davis	Kaufusi
at Utah	Collinsworth	Fischer	Emery	Davis	Kaufusi
vs. Weber State	Collinsworth	Fischer	Toolson	Davis	Kaufusi
Utah State	Collinsworth	Fischer	Toolson	Davis	Kaufusi
at Colorado	Collinsworth	Fischer	Emery	Davis	Kaufusi
Central Michigan	Collinsworth	Fischer	Emery	Davis	Kaufusi
vs. Harvard	Collinsworth	Fischer	Emery	Davis	Kaufusi
vs. New Mexico	Collinsworth	Fischer	Emery	Davis	Austin
vs. Northern Iowa	Collinsworth	Fischer	Emery	Davis	Austin
at Saint Mary's	Collinsworth	Fischer	Emery	Davis	Austin
at Pacific	Collinsworth	Fischer	Emery	Davis	Austin
Santa Clara	Collinsworth	Fischer	Emery	Davis	Austin
San Francisco	Collinsworth	Fischer	Emery	Davis	Austin
at Gonzaga	Collinsworth	Fischer	Emery	Davis	Austin
at Portland	Collinsworth	Fischer	Emery	Davis	Austin
at Loyola Marymount	Collinsworth	Fischer	Emery	Davis	Austin
at Pepperdine	Collinsworth	Fischer	Emery	Davis	Austin
Loyola Marymount	Collinsworth	Fischer	Emery	Davis	Austin
Pepperdine	Collinsworth	Fischer	Emery	Davis	Austin
Saint Mary's	Collinsworth	Fischer	Emery	Davis	Hartsock
Pacific	Collinsworth	Fischer	Emery	Davis	Hartsock
at San Francisco					
at Santa Clara					
at San Diego					
San Diego					
Portland					
Gonzaga					
Won-Loss Records	(1)	(2)	(3)	(4)	(5)
4-1	Collinsworth	Fischer	Toolson	Davis	Kaufusi
3-3	Collinsworth	Fischer	Emery	Davis	Kaufusi
9-3	Collinsworth	Fischer	Emery	Davis	Austin
1-1	Collinsworth	Fischer	Emery	Davis	Hartsock

GAMES PLAYED (RECORD)

	2015-16	Career
Nate Austin	25 (17-8)	141 (97-44)
Kyle Collinsworth	25 (17-8)	128 (94-34)
Chase Fischer	25 (17-8)	59 (42-17)
Corbin Kaufusi	24 (16-8)	58 (40-18)
Jake Toolson	10 (7-3)	36 (26-10)
Kyle Davis	25 (17-8)	25 (17-8)
Nick Emery	24 (16-8)	24 (16-8)
Jordan Chatman	24 (16-8)	24 (16-8)
Zac Seljaas	23 (15-8)	23 (15-8)
Jakob Hartsock	14 (9-5)	14 (9-5)
Braiden Shaw	13 (11-2)	13 (11-2)
Jamal Aytes	16 (11-5)	16 (11-5)
Davin Guinn	4 (3-1)	4 (3-1)

GAMES STARTED (RECORD)

	2015-16	Career
Kyle Collinsworth	25 (17-8)	119 (86-33)
Nate Austin	12 (9-3)	65 (44-21)
Chase Fischer	25 (17-8)	58 (41-17)
Corbin Kaufusi	11 (7-4)	24 (17-7)
Kyle Davis	25 (17-8)	25 (17-8)
Jake Toolson	5 (4-1)	5 (4-1)
Nick Emery	20 (13-7)	20 (13-7)
Jakob Hartsock	2 (1-1)	2 (1-1)

STREAKS

Streak	2015-16	Overall
Current won/loss streak	1 loss	same
At home	1 loss	same
On the road	1 loss	same
On a neutral floor	2 wins	same
At home vs. Nonconference	6 wins	8 wins
At home vs. WCC	1 loss	same
On the road vs. Nonconference	3 losses	same
On the road vs. WCC	1 loss	same
On a neutral floor vs. Nonconference	1 win	same
On a neutral floor vs. WCC		1 loss
At regular season tournament	2 wins	same
At WCC Tournament		1 loss
NCAA Tournament		3 losses
At NIT		1 loss
Games with a 3-point make	25 games	63 games
Vs. In-state teams	2 wins	same
At home vs. in-state teams	2 wins	same
On the road vs. in-state teams	1 loss	same

LEADS AND DEFICITS, BYU'S BIGGEST...

Halftime lead	20 (46-26 vs. Utah Valley)
Halftime lead lost in defeat	2 (34-32 vs. Pacific)
Halftime deficit	23 (28-51 at Utah)
Halftime deficit erased in victory	10 (40-50 at Loyola Marymount)
Overall lead	44 (91-47 vs. Adams State)
Margin of victory	41 (97-56 vs. Adams State)
Margin of defeat	11 (74-85 at Saint Mary's)
Lead lost in defeat	8 (10-2 at Long Beach State)
Overall deficit	25 (36-61 at Colorado)
Deficit overcome in victory	15 (31-46 at Loyola Marymount)

Rose vs. the state

BYU basketball coach Dave Rose has compiled a record of 34-9 vs. in-state opponents since taking over in 2005-06. He has the best winning percentage (.791) of any coach vs. in-state teams during that time and the most wins. This season, BYU won its opener 85-54 at home against Utah Valley and former BYU assistant Mark Pope on Nov. 13. The Cougars fell 83-75 at Utah on Dec. 2, defeated Weber State 73-68 at Vivint Smart Home Arena on Dec. 5 and defeated Utah State 80-68 at home on Dec. 9.

Opponent	W	L	Opponent	W	L	Opponent	W	L
Utah	12	6	Weber State	11	0	Utah Valley	1	0
Utah State	7	3	Southern Utah	3	0			

#BYUhoops

AWARDS CANDIDATES

Kyle Collinsworth

All-America Candidate

- A finalist for the Bob Cousy Award
- First on the team in assists and steals, second in rebounding and scoring and third in blocks
- BYU's all-time leader in assists and rebounds, second all-time in steals and offensive rebounds
- Posted his NCAA career record 10th triple-double (4th this season) with 10 points, 13 rebounds and a career-best 15 assists against at Loyola Marymount
- Has 9 double-doubles this season
- Has 7 games with 10-plus assists this season
- Tied his career high with 16 rebounds against Northern Iowa while adding 12 points, 6 assists and 3 steals
- Nov. 30 Co-WCC and CBS Sports National Player of the Week
- Named to the Wooden Award Preseason Top 50
- On the Naismith Trophy Early Season Watch List
- On the Oscar Robertson Trophy Watch List

From CBSsports.com

The wild thing about Collinsworth getting to seven career triple-doubles is that he's done it over the course of 32 GAMES! Yes, that's right: ... he's loaded up a trip-dub in the boxscore one in every 4.5 games.

ESPN's Jay Bilas on Collinsworth

"For anybody to put up a triple-double – I don't care who it's against – is noteworthy. And in the college games, it's only a 40 minute game, it's really hard to do. That's incredibly impressive."

"He plays incredibly hard. To do it in all those different categories is really, really awesome."

ESPN's Sean Farnham on Collinsworth

"This season he gets the #NoLoveTeam All-America nod; next season, he should be on the preseason lists of the top players in the country."

ESPN's Roxy Bernstein on Collinsworth

"If I'm going with the most valuable player, to me it's Collinsworth because of everything he does for BYU. Scores, rebounds, assists, defend, you name it, he does it."

ESPN's Seth Greenberg on Collinsworth (Tweet)

"Kyle Collinsworth might be the most complete player in CBB. Triple double machine don't count out Cougars. Mission reload!"

Chase Fischer

All-Conference, All-District Candidate

- Has scored 20-plus in 13 games this season
- Has a current streak of 13-straight games with at least one 3-pointer
- Tied for first all-time at BYU with 13 games with 5-plus 3-point field goals
- Set Diamond Head Classic records with 41 points and 9 3-point field goals
- Hit 6 3s and scored 23 points at Pacific
- Scored 26 points, hit 4 3-pointers against Northern Iowa
- Has 27 3s this season, including a season-best 5 vs. Belmont
- Finished with 19 points – all in the second half – vs. Belmont
- Scored 26 points – all in the second half – at Utah
- Scored 21 points on 7 of 12 shooting and added 4 steals vs. Weber State
- Had 24 points and 3 steals vs. Utah State
- Scored 23 points and had 3 assists vs. CMU

NOTES AND STORYLINES

Dave Rose

BYU head coach Dave Rose has led the Cougars to one of the most successful eras in program history since taking over in 2005. His career record of 274-96 ranks him second in BYU history in total victories and first in winning percentage (.741). Rose has been named conference coach of the year three times, led the Cougars to four conference titles, eight NCAA tournament appearances, two NIT appearances, seven 25-win seasons and 10 20-win seasons. In 2010, he led BYU to its first NCAA tournament victory in 17 years and the Cougars won at least one postseason game in the next three seasons.

Rose among the nation's best

Dave Rose is 9th in career winning percentage among active NCAA Division I head coaches (as of 2/7/16).

Rk	Coach	Yrs.	W	L	Pct.	Rk	Coach	Yrs.	W	L	Pct.
1	Mark Few, Gonzaga	17	457	108	.8088	9	Dave Rose, BYU	11	274	96	.7405
2	Roy Williams, UNC	28	769	206	.7887	10	Shaka Smart, Texas	7	179	63	.7397
3	John Calipari, Kentucky	24	610	182	.7702	11	Jamie Dixon, Pittsburgh	13	324	116	.7364
4	Mike Krzyzewski, Duke	41	1035	316	.7661	12	Bruce Pearl, Auburn	21	486	178	.7319
5	Bill Self, Kansas	23	578	187	.7556	13	Tim Cluess, Iona	10	230	86	.7278
6	Thad Matta, Ohio State	16	415	135	.7545	14	Larry Brown, SMU	11	252	96	.7241
7	Sean Miller, Arizona	12	302	104	.7438	15	Jim Boeheim, Syracuse	40	877	336	.7230
8	Rick Pitino, Louisville	31	741	258	.7417						

Ripley's believe it or not

Ripley, West Virginia, native had himself a morning against New Mexico on day two of the Hawaiian Airlines Diamond Head Classic, setting tournament records with 41 points and 9 3-point field goals. Fischer is one of 10 Cougars to score 40 in a game and his 9 3-pointers are tied for the second most in a game in BYU history.

Kyle Collinsworth: In a class by himself

Senior guard Kyle Collinsworth is the only player in the last 20 years in NCAA Division I basketball to compile career totals of 1,500-plus points, 900-plus rebounds, 600-plus assists and 200-plus steals. Prior to the Jan. 30 Pepperdine game, Collinsworth and Terrence Williams (2005-09) of Louisville were the only two players to have career totals of 1,400 points, 900 rebounds, 500 assists and 200 steals. Collinsworth also stands apart in the BYU record book as he is the school's all-time leader in total rebounds and total assists.

Things will be great when you shoot from downtown

BYU is on track to challenge the program record for 3s per game set in 2014-15 and the record for total 3s in a season set in 2010-11. See below for BYU's 3-point totals and averages under Dave Rose.

Season	Games Played	Games w/10-plus 3s	Total 3s	3s/Game	Season	Games Played	Games w/10-plus 3s	Total 3s	3s/Game
2005-06	29	5	202	7.0	2011-12	35	8	233	6.7
2006-07	34	7	256	7.5	2012-13	36	4	213	5.9
2007-08	35	11	285	8.1	2013-14	35	3	177	5.1
2008-09	33	8	238	6.8	2014-15	35	12	300	8.6
2009-10	36	9	292	8.1	2015-16	25	7	215	8.6
2010-11	37	11	312	8.4					

Slow down for what?

While college basketball has been trending toward slower, lower scoring games over the last several seasons, BYU basketball has maintained its high-octane attack. From 2009 to 2015, BYU was one of only two teams along with VMI in the country to be ranked among the top-15 in scoring each year. During that span, the Cougars finished second (2009-10, 2014-15), third (2013-14), seventh (2010-11), 12th (2012-13) and 13th (2011-12). In 2015-16, BYU is averaging 82.6 points per game, 16th in the country.

'What would we do baby, without us?'

Several players on the 2015-16 roster have family ties to former BYU men's and women's basketball players.

- Jordan Chatman: Jeff Chatman, father (1984-88)
- Kyle Collinsworth: Chris Collinsworth, brother (2007-08, 10-12)
- Nick Emery: Jackson Emery, brother (2005-06, 08-11)
- Alan Hamson: Jennifer Hamson, sister (2010-14); Tresa Spaulding Hamson, mother (1983-87)
- Jakob Hartsock: Noah Hartsock, brother (2008-12)
- Corbin Kaufusi: Bronson Kaufusi, brother (2012-13)
- Zac Seljaas: Nancy Seljaas, sister (2002-07)
- Jake Toolson: Danny Ainge, uncle (1977-81)

Missions

Nine of BYU's players and four members of the coaching staff have served missions for The Church of Jesus Christ of Latter-day Saints. See the list below:

Players	Coaches
Nate Austin: McAllen, Texas	Alan Hamson: Ventura, California
Jordan Chatman: Taiwan	Jakob Hartsock: Las Vegas
Kyle Collinsworth: Russia	Corbin Kaufusi: South Korea
Kyle Davis: Detroit	Braiden Shaw: Sacramento, California
Nick Emery: Germany	Dave Rose: England
	Tim LaComb: Boston
	Andrew May: Washington, D.C.
	Terry Nashif: Columbia, South Carolina

Collinsworth's triple-doubles

See below for a list of Kyle Collinsworth's NCAA career record 10 triple-doubles:

Opponent	Pts	Reb	Ast	Opponent	Pts	Reb	Ast
vs. Hawai'i, 12/6/14	19	12	10	vs. Portland, 3/9/15	13	14	11
Gonzaga, 12/27/14	19	12	10	vs. Belmont, 11/28/15	26	10	10
at San Francisco, 1/3/15	12	12	10	vs. Central Michigan, 12/18/15	12	10	10
at Pacific, 1/15/15	17	11	11	vs. Santa Clara, 1/7/16	21	11	10
at Loyola Marymount, 2/7/15	23	12	10	at Loyola Marymount, 1/21/15	10	13	15

CAREER RECORDS

Points		
Rk Name, Years	Pts	
1 Tyler Haws, 2009-10, 12-15	2,720	
2 Jimmer Fredette, 2007-11	2,599	
3 Danny Ainge, 1977-81	2,467	
4 Michael Smith, 1983-84, 86-89	2,319	
5 Devin Durrant, 1978-80, 82-84	2,285	
6 Russell Larson, 1991-95	1,885	
7 Fred Roberts, 1978-82	1,841	
8 Jeff Chatman, 1984-88	1,824	
9 Mekeli Wesley, 1997-01	1,740	
10 Mark Bigelow, 1998-99, 01-04	1,715	
11 Brandon Davies, 2009-13	1,680	
12 Ken Roberts, 1990-91, 93-96	1,652	
13 Lee Cummond, 2005-09	1,569	
14 Jonathan Tavernari, 2006-10	1,519	
15 Kresimir Cosic, 1970-73	1,513	
<i>Kyle Collinsworth, 2010-11, 13-16</i>	<i>1,513</i>	
17 Joe Nelson, 1947-50	1,494	
18 Jay Cheesman, 1973-77	1,408	
19 Roland Minson, 1948-51	1,407	
20 Andy Toolson, 1984-85, 87-90	1,388	
21 Trent Plaisted, 2004-08	1,372	
22 Marty Haws, 1986-90	1,337	
23 Dick Nemelka, 1963-66	1,299	
24 Alan Taylor, 1976-80	1,284	
25 Jackson Emery, 2005-06, 08-11	1,235	
26 Doug Richards, 1971-74	1,218	
27 Gary Trost, 1987-88, 90-93	1,205	
28 Matt Carlino, 2011-14	1,201	
29 Eldon Bimley, 1927-31	1,195	
30 Noah Hartsock, 2008-12	1,191	
31 Joe Richey, 1950-53	1,177	
32 Randy Reid, 1992-96	1,170	
33 Kari Liimo, 1966-69	1,156	
34 Elwood Romney, 1929-33	1,150	
35 Doug Howard, 1967-70	1,143	
36 Mel Hutchins, 1947-48, 49-51	1,141	
37 Travis Hansen, 2000-03	1,137	
38 Steve Schreiner, 1988-91	1,128	
39 John Fairchild, 1963-65	1,109	
40 Gary Earnest, 1958-61	1,108	

3-Point Field Goals Made

Rk Name, Years	3FG
1 Jimmer Fredette, 2007-11	296
2 Jonathan Tavernari, 2006-10	265
3 Jackson Emery, 2005-06, 08-11	230
4 Mark Bigelow, 1998-99, 01-04	213
5 Chase Fischer, 2014-16	182
6 Mike Rose, 2003-07	163
7 Tyler Haws, 09-10, 12-15	162
8 Matt Carlino, 2011-14	157
9 Lee Cummond, 2005-09	153
10 Andy Toolson, 1984-85, 87-90	141

3-Point Field Goals Per Game

Rk Name, Years	G	3FG	Avg
1 Chase Fischer, 2014-16	59	182	3.08
2 Jimmer Fredette, 2007-11	139	296	2.13
3 Jonathan Tavernari, 2006-10	132	265	2.01
4 Nick Sanderson, 1991-93	65	129	1.98
5 Terrell Lyday, 1999-01	66	127	1.92

5 3-Pointers Games

Rk Name, Years	#
1 Jonathan Tavernari, 2006-10	13
Jimmer Fredette, 2007-11	13
Chase Fischer, 2014-16	13
4 Jackson Emery, 2005-06, 08-11	11

3 3-Pointers Games

Rk Name, Years	#
1 Jimmer Fredette, 2007-11	47
2 Jonathan Tavernari, 2006-10	46
3 Jackson Emery, 2005-06, 08-11	34
Mark Bigelow, 1998-99, 01-04	34
5 Chase Fischer, 2014-16	33

Free Throws Made

Rk Name, Years	#
1 Tyler Haws, 2009-10, 12-15	724
2 Jimmer Fredette, 2007-11	627
3 Devin Durrant, 1978-80, 82-84	621
4 Russell Larson, 1991-95	541
5 Ken Roberts, 1990-91, 93-96	511
6 Mekeli Wesley, 1997-01	509
7 Danny Ainge, 1977-81	493
8 Fred Roberts, 1978-82	467
9 Brandon Davies, 2009-13	456
10 Michael Smith, 1983-84, 86-89	431
11 Mark Bigelow, 1998-99, 01-04	414
12 Kyle Collinsworth, 2010-11, 13-16	395
13 Joe Nelson, 1947-50	390
14 Kresimir Cosic, 1970-73	381
15 Gary Trost, 1987-88, 90-93	359

Free Throw Attempts

Rk Name, Years	#
1 Devin Durrant, 1978-80, 82-84	820
2 Tyler Haws, 2009-10, 12-15	820
3 Jimmer Fredette, 2007-11	711
4 Brandon Davies, 2009-13	691
5 Russell Larson, 1991-95	673
6 Mekeli Wesley, 1997-01	651
7 Ken Roberts, 1990-91, 93-96	641
8 Trent Plaisted, 2004-08	633
9 Kyle Collinsworth, 2010-11, 13-16	618
10 Danny Ainge, 1977-81	604

Rebounds

Rk Name, Years	G	Reb	Avg
1 Kyle Collinsworth, 2010-11, 13-16	128	944	7.4
2 Michael Smith, 1983-84, 86-89	122	922	7.6
3 Kresimir Cosic, 1970-73	79	919	11.6
4 Alan Taylor, 1976-80	110	919	8.4
5 Greg Kite, 1979-83	112	847	7.6
6 Brandon Davies, 2009-13	135	840	6.2
7 Fred Roberts, 1978-82	119	838	7.0
8 Steve Trumbo, 1978-82	116	835	7.2
9 Russell Larson, 1991-95	129	821	6.4
10 John Benson, 1954-57	78	803	10.3

Steals

Rk Name, Years	G	Stl	Avg
1 Jackson Emery, 2005-06, 08-11	133	249	1.9
2 Kyle Collinsworth, 2010-11, 13-16	128	210	1.6
3 Danny Ainge, 1977-81	118	195	1.7
4 Marty Haws, 1986-90	123	182	1.5
5 Jimmer Fredette, 2007-11	139	167	1.2
6 Jonathan Tavernari, 2006-10	132	165	1.3
7 Matt Carlino, 2011-14	96	161	1.7
8 Scott Sinek, 1981-85	115	140	1.2
9 Nathan Call, 1986-88, 90-92	129	138	1.1
10 Tyler Haws, 2009-10, 12-15	139	138	1.0

Steals Per Game

Rk Name, Years	G	Stl	Avg
1 Jackson Emery, 2005-06, 08-11	133	249	1.87
2 Matt Carlino, 2011-15	96	161	1.68
3 Danny Ainge, 1977-81	118	195	1.65
4 Kyle Collinsworth, 2010-11, 13-16	128	210	1.64
5 Terrell Lyday, 1999-01	66	99	1.50
6 Mike Hall, 2003-05	60	89	1.48
7 Marty Haws, 1986-90	123	182	1.48
8 Robbie Reid, 1993-95	64	94	1.47
9 Rafael Araujo, 2002-04	62	88	1.42
10 Jonathan Tavernari, 2006-10	132	165	1.25

3-Steals Games

Rk Name, Years	#
1 Jackson Emery, 2005-06, 08-11	39
2 Kyle Collinsworth, 2010-11, 13-15	34
3 Danny Ainge, 1977-81	30
4 Matt Carlino, 2011-14	25
5 Marty Haws, 1986-90	23

Blocks

Rk Name, Years	G	Blk	Avg
1 Greg Kite, 1979-83	112	208	1.9
2 Shawn Bradley, 1990-91	34	177	5.2
3 Noah Hartsock, 2008-12	134	177	1.3
4 Russell Larson, 1991-95	129	166	1.3
5 Brandon Davies, 2009-13	135	123	0.9
6 Alan Taylor, 1976-80	110	119	1.1
7 Trent Plaisted, 2004-08	103	107	1.0
Jeff Chatman, 1984-88	122	107	0.9
9 Lee Cummond, 2005-09	131	106	0.8
10 Chris Miles, 2004-05, 07-10	131	89	0.7
11 Jim Usevitch, 1982-84, 86-88	107	84	0.8
Nate Austin, 2011-16	141	84	0.6
13 Mekeli Wesley, 1997-01	115	82	0.7
14 Fred Roberts, 1978-82	119	75	0.6
15 Eric Nielsen, 1996-97, 99-02	122	74	0.6
16 Ken Roberts, 1990-91, 93-96	127	73	0.6

Offensive Rebounds

Rk Name, Years	G	OReb	Avg
1 Kyle Collinsworth, 2010-11, 13-16	128	284	2.22
2 Nate Austin, 2011-16	141	281	1.99
3 Ken Roberts, 1990-91, 93-96	126	268	2.13
4 Brandon Davies, 2009-13	135	246	1.82
5 Russell Larson, 1991-95	129	245	1.90
6 Trent Plaisted, 2004-08	103	231	2.24
7 Gary Trost, 1987-88, 90-93	114	210	1.84
8 Lee Cummond, 2005-09	131	202	1.54
9 Keena Young, 2004-07	88	201	2.28
10 Noah Hartsock, 2008-12	134	194	1.45

Double-Figure Scoring Games

Rk Name, Years	#
1 Tyler Haws, 2009-10, 12-15	122
2 Danny Ainge, 1977-81	117
3 Jimmer Fredette, 2007-11	106
4 Michael Smith, 1983-84, 86-89	100
5 Devin Durrant, 1978-80, 82-84	99
Mark Bigelow, 1998-99, 01-04	99
7 Fred Roberts, 1978-82	96
8 Russell Larson, 1991-95	92
9 Brandon Davies, 2009-13	90
10 Mekeli Wesley, 1997-01	89
11 Kyle Collinsworth, 2010-11, 13-16	87
12 Ken Roberts, 1990-91, 93-96	80
13 Lee Cummond, 2005-09	77
14 Jonathan Tavernari, 2006-10	76
15 Trent Plaisted, 2004-08	73
16 Alan Taylor, 1976-80	71
17 Andy Toolson, 1984-85, 87-90	69
18 Kresimir Cosic, 1970-73	68
19 Jay Cheesman, 1973-77	65

Assists

Rk Name, Years	G	Ast	Avg
1 Kyle Collinsworth, 2010-11, 13-16	128	611	4.8
2 Matt Montague, 1996-97, 99-02	122	570	4.7
3 Danny Ainge, 1977-81	118	539	4.6
4 Nathan Call, 1986-88, 90-92	129	528	4.1
5 Jimmer Fredette, 2007-11	139	515	3.7
6 Marty Haws, 1986-90	123	502	4.1
7 Randy Reid, 1992-96	125	458	3.7
8 Matt Carlino, 2011-13	96	437	4.6
9 Scott Runia, 1976-80	110	405	3.7
10 Lee Cummond, 2005-09	131	372	2.8

Assists Per Game

Rk Name, Years	G	Ast	Avg
1 Kyle Collinsworth, 2010-11, 13-16	128	611	4.77
2 Matt Montague, 1996-97, 99-02	122	570	4.67
3 Danny Ainge, 1977-81	118	539	4.57
4 Matt Carlino, 2011-14	96	437	4.55
5 Nathan Call, 1986-88, 90-92	129	528	4.09
6 Marty Haws, 1986-90	123	502	4.08
7 Jimmer Fredette, 2007-11	139	515	3.71
8 Scott Runia, 1976-80	110	405	3.68
9 Randy Reid, 1992-96	125	458	3.66
10 Robbie Reid, 1993-95	64	226	3.53

10-Assist Games

Rk Name, Years	#
1 Kyle Collinsworth, 2010-11, 13-16	15
2 Matt Montague, 1996-97, 99-02	10
3 Nathan Call, 1986-88, 90-92	6
4 Danny Ainge, 1977-81	5
Randy Reid, 1992-96	5

Games Played

Rk Name, Years	GP
1 Charles Abou, 2008-12	141
Nate Austin, 2011-16	141
3 Jimmer Fredette, 2007-11	139
Tyler Haws, 2009-10, 12-15	139
5 Brandon Davies, 2009-13	135
6 Noah Hartsock, 2008-12	134
7 Jackson Emery, 2005-06, 08-11	133
8 Jonathan Tavernari, 2006-10	132
9 Lee Cummond, 2005-09	131
Chris Miles, 2004-05, 07-10	131
11 Russell Larson, 1991-95	129
Nathan Call, 1986-88, 90-92	129
Anson Winder, 2011-15	129
14 Mark Durrant, 1989-90, 92-95	128
Kyle Collinsworth, 2010-11, 13-16	128
16 Ken Roberts, 1990-91, 93-96	126
17 Randy Reid, 1992-96	125
18 Shane Knight, 1991-95	124

Games Started

Rk Name, Years	GS
1 Tyler Haws, 2009-10, 12-15	137
2 Randy Reid, 1992-96	123
3 Jeff Chatman, 1984-88	122
4 Ken Roberts, 1990-91, 93-96	121
5 Mark Bigelow, 1998-99, 01-04	119
Fred Roberts, 1978-82	119
Kyle Collinsworth, 2010-11, 13-16	119
8 Danny Ainge, 1977-81	118
9 Michael Smith, 1983-84, 86-89	117
Devin Durrant, 1978-80, 82-84	117
11 Lee Cummond, 2005-09	116
12 Mekeli Wesley, 1997-01	112
13 Jackson Emery, 2005-06, 08-11	105
14 Marty Haws, 1986-90	103
15 Jimmer Fredette, 2007-11	102
Eric Nielsen, 1996-97, 99-02	102
17 Brandon Davies, 2009-13	98
Noah Hartsock, 2008-12	98
19 Trent Plaisted, 2004-08	97

Double-Doubles

Rk Name, Years	D-D
1 Kresimir Cosic, 1970-73	48
2 John Fairchild, 1964-65	39
3 Alan Taylor, 1976-80	34
4 Bruce Burton, 1960-63	31
<i>Kyle Collinsworth, 2010-11, 13-16</i>	<i>31</i>
6 Steve Trumbo, 1978-82	30
7 Michael Smith, 1983-84, 86-89	29
8 Brett Applegate, 1982-84	28
9 Russell Larson, 1991-95	27
10 Jay Cheesman, 1973-77	25

Personal Fouls

Rk Name, Years	G	PF	Avg
1 Russell Larson, 1991-95	129	408	3.2
2 Brandon Davies, 2009-13	135</		

Assists Per Game

Rk	Name, Year	G	Ast	Avg
1	Kyle Collinworth, 2015-16	25	183	7.3
2	Matt Montague, 2001-02	30	217	7.2
3	Nathan Call, 1991-92	32	204	6.4
4	Kyle Collinworth, 2014-15	33	197	6.0
5	Danny Ainge, 1977-78	30	158	5.3

*Minimum 20 Games Played

Blocks Per Game

Rk	Name, Year	G	Blk	Avg
1	Shawn Bradley, 1990-91	34	177	5.2
2	Greg Kite, 1982-83	29	81	2.8
3	Greg Kite, 1980-81	32	71	2.2
4	Alan Taylor, 1979-80	29	52	1.8
5	Noah Hartscock, 2010-11	37	61	1.649
6	Noah Hartscock, 2011-12	34	55	1.618
7	Greg Kite, 1981-82	30	45	1.50
8	Kyle Davis, 2015-16	25	35	1.40
9	Alan Taylor, 1978-79	28	39	1.39
10	Russell Larson, 1994-95	32	44	1.38

*Minimum 20 Games Played

Steals Per Game

Rk	Name, Year	G	Stl	Avg
1	Jackson Emery, 2010-11	37	101	2.7
2	Jackson Emery, 2009-10	35	91	2.6
3	Marty Haws, 1989-90	30	66	2.20
4	Kyle Collinworth, 2015-16	25	55	2.20
5	Danny Ainge, 1977-78	30	60	2.0
6	Robbie Reid, 1994-95	32	61	1.906
7	Terrell Lyday, 1999-00	33	62	1.879
8	Kyle Collinworth, 2014-15	33	59	1.788
9	Matt Carlino, 2012-13	36	64	1.778
10	Matt Carlino, 2013-14	35	61	1.743

*Minimum 20 Games Played

10 Assist Games

Rk	Name, Years	#
1	Kyle Collinworth, 2014-15	8
2	Matt Montague, 2000-01	7
3	Kyle Collinworth, 2015-16	7
4	Nathan Call, 1991-92	5
5	Mike May, 1976-77	4

5 3-Pointers Games

Rk	Name, Years	#
1	Jimmer Fredette, 2010-11	10
2	Chase Fischer, 2014-15	8
3	Jackson Emery, 2010-11	6
4	Jackson Emery, 2009-10	5
5	Jonathan Tavernari, 2007-08	5
6	Chase Fischer, 2015-16	5
7	Jonathan Tavernari, 2008-09	4

3 3-Pointers Games

Rk	Name, Years	#
1	Jimmer Fredette, 2010-11	22
2	Jackson Emery, 2010-11	17
3	Jonathan Tavernari, 2008-09	17
4	Chase Fischer, 2014-15	17
5	Chase Fischer, 2015-16	16
6	Jackson Emery, 2009-10	15
7	Jonathan Tavernari, 2007-08	14
8	Mark Bigelow, 2001-02	14
9	Andy Toolson, 1989-90	14
10	Jimmer Fredette, 2009-10	13
11	Bob Capener, 1986-87	12
12	Nick Sanderson, 1992-93	12
13	Trent Whiting, 2000-01	12

Consecutive Games with a 3-Pointer

Rk	Name, Years	#
1	Jimmer Fredette, 12/8/10 to 3/24/11	28
2	Jonathan Tavernari, 11/29/08 to 2/24/09	22
3	Terrell Lyday, 11/20/00 to 2/12/01	21
4	Nick Emery, 11/20/15 to 2/4/16	21
5	Chase Fischer, 11/24/14 to 1/17/15	18
6	Skyler Halford, 1/10/15 to 3/17/15	17
7	Andy Toolson, 11/24/89 to 1/18/90	16
8	Jonathan Tavernari, 1/26/08 to 3/20/08	16
9	Mark Bigelow, 11/17/01 to 1/15/02	15
10	Jackson Emery, 11/27/10 to 3/20/10	15

SINGLE GAME RECORDS

Rk	Name vs. Opponent, Date	3FG
1	Chase Fischer (Sr.) vs. Chaminade, 11/25/2014	10
2	Jimmer Fredette (Jr.) at Arizona, 12/28/2009	9
3	Chase Fischer (Sr.) vs. New Mexico, 12/23/15	9
4	Mike Rose (Sr.) vs. UNLV, 02/03/2007	8
5	Matt Carlino (Jr.) vs. Portland, 02/22/2014	8
6	Mike Rose (Fr.) vs. Southern Utah, 11/21/2003	8
7	Nick Sanderson (Sr.) at Utah State, 12/04/1992	7
8	Jimmer Fredette (Sr.) vs. New Mexico, 03/11/2011	7
9	Jimmer Fredette (Sr.) vs. Gonzaga, 03/19/2011	7
10	Jimmer Fredette (Sr.) at UNLV, 01/05/2011	7
11	Danny Bower (Jr.) vs. Ohio State, 12/30/1997	7
12	Zac Seljaas (Fr.) vs. Central Michigan, 12/18/15	7

Assists

Rk	Name vs. Opponent, Date	3FG
1	Mike May (Jr.) vs. Niagara, 12/11/1976	16
2	Matt Montague (Sr.) vs. Idaho, 12/15/2001	15
3	Matt Montague (Sr.) vs. Wyoming, 02/02/2002	15
4	Kyle Collinworth (Sr.) at Loyola Marymount, 01/21/16	15
5	Randy Reid (Sr.) at Texas Tech, 12/22/1995	14
6	Nathan Call (Sr.) vs. New Mexico, 01/30/1992	13
7	Danny Ainge (Fr.) vs. Long Beach State, 11/28/1977	13
8	Scott Sinek (Fr.) vs. Utah State, 12/26/1981	13

3-Point Field Goals (Team)

Rk	Opponent, Date	3FG
1	vs. Chaminade, 11/25/2014	17
2	vs. New Mexico, 12/23/15	16
3	at Air Force, 02/09/2011	15
4	vs. San Francisco, 01/09/16	15
5	vs. UNLV, 02/03/2007	15
6	vs. Longwood, 11/18/2011	15
7	at San Francisco, 01/03/2015	15
8	vs. Eastern Kentucky, 11/29/2014	15
9	vs. Ole Miss, 03/17/2015	15
10	vs. Santa Clara, 01/31/2015	15
11	vs. TCU, 01/10/2007	14
12	vs. Southern Utah, 12/28/2002	14
13	at Arizona, 12/28/2009	14
14	vs. Gonzaga, 03/19/2011	14
15	at Utah, 01/11/2011	14
16	at San Diego State, 02/26/2011	14
17	at UNLV, 01/05/2011	14
18	vs. Central Michigan, 12/18/15	14

FRESHMAN SEASON RECORDS

Rk	Name, Years	#
1	Danny Ainge, 1977-78	29
2	Trent Plaisted, 2005-06	25
3	Shawn Bradley, 1990-91	24
4	Eric Mika, 2013-14	24
5	Mark Bigelow, 1998-99	23
6	Tyler Haws, 2009-10	21
7	Mekeli Wesley, 1997-98	20
8	Nick Emery, 2015-16	20
9	Devin Durrant, 1978-79	19
10	Fred Roberts, 1978-79	18

20-Point Games

Rk	Name, Years	#
1	Danny Ainge, 1977-78	18
2	Shawn Bradley, 1990-91	11
3	Mark Bigelow, 1998-99	9
4	Fred Roberts, 1978-79	8
5	Nick Emery, 2015-16	7
6	Mekeli Wesley, 1997-98	5
7	Devin Durrant, 1978-79	5
8	Tyler Haws, 2009-10	4
9	Trent Plaisted, 2005-06	3
10	Matt Carlino, 2011-12	3

3-Point Field Goals

Rk	Name, Years	#
1	Nick Emery, 2015-16	57
2	Mark Bigelow, 1998-99	44
3	Zac Seljaas, 2015-16	44
4	Jimmer Fredette, 2007-08	43
5	Matt Carlino, 2011-12	41
6	Michael Vranes, 1998-99	40
7	Robbie Reid, 1993-94	35
8	Jonathan Tavernari, 2006-07	29
9	Mike Rose, 2003-04	28
10	Tyler Haws, 2009-10	25
11	Anson Winder, 2011-12	25
12	Todd Christensen, 1995-96	23
13	Randy Reid, 1992-93	23

3 3-Pointers Games

Rk	Name, Years	#
1	Nick Emery, 2015-16	11
2	Matt Carlino, 2011-12	7
3	Zac Seljaas, 2015-16	7
4	Mark Bigelow, 1998-99	5
5	Robbie Reid, 1993-94	5
6	Mike Rose, 2003-04	5
7	Jimmer Fredette, 2007-08	5

5 3-Pointers Games

Rk	Name, Years	#
1	Nick Emery, 2015-16	3
2	Zac Seljaas, 2015-16	2
3	Jonathan Tavernari, 2006-07	2
4	Michael Vranes, 1998-99	2

Steals

Rk	Name, Year	G	Stl	Avg
1	Danny Ainge, 1977-78	30	60	2.0
2	Kyle Collinworth, 2010-11	36	39	1.1
3	Mark Bigelow, 1998-99	28	38	1.4
4	Matt Carlino, 2011-12	25	36	1.4
5	Anson Winder, 2011-12	34	35	1.0
6	Robbie Reid, 1993-94	32	33	1.0
7	Nick Emery, 2015-16	24	33	1.4
8	Randy Reid, 1992-93	34	30	0.9
9	Michael Vranes, 1998-99	28	29	1.0
10	Scott Sinek, 1981-82	30	27	0.9
11	Jimmer Fredette, 2007-08	35	27	0.8

Steals Per Game

Rk	Name, Year	G	Stl	Avg
1	Danny Ainge, 1977-78	30	60	2.0
2	Matt Carlino, 2011-12	25	36	1.44
3	Nick Emery, 2015-16	24	33	1.38
4	Mark Bigelow, 1998-99	28	38	1.36
5	Kyle Collinworth, 2010-11	36	39	1.1
6	Michael Vranes, 1998-99	28	29	1.036
7	Robbie Reid, 1993-94	32	33	1.031
8	Anson Winder, 2011-12	34	35	1.029
9	Matt Montague, 1996-97	26	26	1.0
10	Scott Sinek, 1981-82	30	27	0.9

FRESHMAN GAME RECORDS

Rk	Name vs. Opponent, Date	3FG
1	Mike Rose vs. Southern Utah, 11/21/2003	8
2	Zac Seljaas vs. Central Michigan, 12/18/15	7
3	Anson Winder vs. Buffalo, 12/20/2011	6
4	Jonathan Tavernari vs. TCU, 01/10/2007	6
5	Michael Vranes at UC-Irvine, 12/22/1998	6
6	Zac Seljaas vs. San Francisco, 01/09/2016	6
7	Jonathan Tavernari at San Diego State, 02/24/2007	5
8	Mark Bigelow vs. Louisiana Tech, 12/11/1998	5
9	Robbie Reid at San Diego State, 01/20/1994	5
10	Michael Vranes vs. TCU, 03/02/1999	5
11	Nick Emery vs. Belmont, 11/28/15	5
12	Nick Emery vs. New Mexico, 12/23/15	5
13	Nick Emery vs. Santa Clara, 1/17/16	5
14	Jake Toolson vs. Southern Virginia, 11/19/2014	5

Steals

Rk	Name vs. Opponent, Date	Stl
1	Mark Bigelow vs. Arizona, 11/28/1998	9
2	Shawn Bradley vs. Arizona State, 12/12/1990	5
3	Danny Ainge vs. Cal-State Fullerton, 12/10/1977	5
4	Danny Ainge vs. Montana, 12/09/1977	5
5	Nathan Call at New Mexico, 01/10/1987	5
6	Danny Ainge at Idaho State, 12/03/1977	5
7	Nick Emery vs. Pepperdine, 01/30/2016	5

NCAA RECORDS

Rk	Names, School	Last Season	Years	T-Ds
1	Kyle Collinworth, BYU	2016	4	10
2	Michael Anderson, Drexel	1988	4	6
3	Shaquille O'Neal, LSU	1992	3	6
4	Brian Shaw, St. Mary's/UCSB	1988	4	5
5	Kevin Roberson, Vermont	1992	4	5
6	Shawn James, Northeastern/Duquesne	2008	3	5

Season Triple-Doubles

Rk	Names, School	Yr.	Season	T-Ds
1	Kyle Collinworth, BYU	Jr.	2014-15	6
2	Kyle Collinworth, BYU	Sr.	2015-16	4
3	Michael Anderson, Drexel	So.	1985-86	4
4	Brian Shaw, UC Santa Barbara	Sr.	1987-88	4
5	Jason Kidd, California	So.	1993-94	4
6	Stephane Lasme, UMass	Sr.	2006-07	4

BYU'S RECORD WHEN ...

Venue	15-16	H	A	N	Under Rose
Overall	17-8	11-1	3-6	3-1	274-96
Home	11-1	—	—	—	155-16
Away	3-6	—	—	—	79-52
Neutral	3-1	—	—	—	40-28
Lead at the half/end of game...	15-16	H	A	N	Under Rose
BYU leads at the half	12-1	8-1	1-0	3-0	224-28
Opponent leads at the half	4-7	2-0	2-6	0-1	41-63
Score tied at the half	1-0	1-0	0-0	0-0	9-5
BYU leads w/5 min left	15-0	11-0	1-0	3-0	258-9
Opponent leads w/5 min left	2-8	0-1	2-6	0-1	13-85
Score tied w/5 min left	0-0	0-0	0-0	0-0	3-2
BYU leads w/1 min left	17-0	11-0	3-0	3-0	268-2
Opponent leads w/1 min left	0-8	0-1	0-6	0-1	3-89
Score tied w/1 min left	0-0	0-0	0-0	0-0	3-5
Game goes into overtime	0-1	0-0	0-0	0-1	8-8
BYU scores...	15-16	H	A	N	Under Rose
100-plus points	1-0	1-0	0-0	0-0	15-1
90-99 points	6-0	4-0	1-0	1-0	53-3
80-89 points	6-3	4-0	1-2	1-1	92-15
70-79 points	3-3	2-1	0-2	1-0	89-30
60-69 points	1-2	0-0	1-2	0-0	21-41
60 or less points	0-0	0-0	0-0	0-0	4-6
Opponent scores...	15-16	H	A	N	Under Rose
100-plus points	0-0	0-0	0-0	0-0	2-3
90-99 points	1-1	1-0	0-1	0-0	4-11
80-89 points	3-4	2-0	1-3	0-1	18-36
70-79 points	2-2	1-1	0-1	1-0	62-37
60-69 points	8-1	4-0	2-1	2-0	113-9
50-59 points	3-0	3-0	0-0	0-0	55-0
50 or less points	0-0	0-0	0-0	0-0	20-0
BYU double figure scorers	15-16	H	A	N	Under Rose
One player in double figures	0-0	0-0	0-0	0-0	1-4
Two players in double figures	1-0	1-0	0-0	0-0	32-21
Three players in double figures	3-5	0-1	2-3	1-1	93-44
Four players in double figures	5-3	4-0	0-3	1-0	96-22
Five players in double figures	8-0	6-0	1-0	1-0	41-5
Six players in double figures	0-0	0-0	0-0	0-0	10-0
Seven players in double figures	0-0	0-0	0-0	0-0	1-0
Shooting, rebounding and TOs	15-16	H	A	N	Under Rose
BYU shoots 50% or better	6-1	3-0	0-0	3-1	120-10
Opponent shoots 50% or better	1-1	0-0	0-1	1-0	16-33
BYU outshoots opponent	14-2	9-0	2-1	3-1	221-19
Opponent outshoots BYU	3-6	2-1	1-5	0-0	52-75
Teams shoot equal FG%	0-0	0-0	0-0	0-0	1-2
BYU outrebounds opponent	14-2	9-0	3-2	2-0	211-26
Opponent outrebounds BYU	2-5	1-1	0-3	1-1	51-63
BYU, opponent tie in rebounds	1-1	1-0	0-1	0-0	12-7
BYU has a positive TO margin	13-3	8-1	3-2	2-0	174-37
BYU has a negative TO margin	4-2	3-0	0-2	1-0	73-47
BYU, opponent tie in TOs	0-3	0-0	0-2	0-1	27-12
Wins, losses and rest	15-16	H	A	N	Under Rose
Coming off a win	9-8	7-1	1-6	1-1	197-77
Coming off a loss	8-0	4-0	2-0	2-0	77-19
Two-plus days between games	12-5	9-0	2-4	1-1	220-72
One day between games	3-3	2-1	1-2	0-0	40-10
Playing the next day	2-0	0-0	0-0	2-0	14-14
Days	15-16	H	A	N	Under Rose
Monday	0-1	0-0	0-1	0-0	7-3
Tuesday	0-1	0-0	0-0	0-1	37-9
Wednesday	3-1	2-0	0-1	1-0	53-15
Thursday	5-1	3-0	2-1	0-0	37-21
Friday	4-0	3-0	0-0	1-0	28-7
Saturday	5-4	3-1	1-3	1-0	112-41
Christmas Day	1-0	0-0	0-0	1-0	1-0

BYU'S RECORD WHEN ...

On television	15-16	H	A	N	Under Rose
All games on TV	17-8	11-1	3-6	3-1	237-90
On BYUtv	10-2	8-1	1-1	1-0	84-8
On ESPN	0-0	0-0	0-0	0-0	1-3
On ESPN2	2-1	1-0	1-1	0-0	14-18
On ESPN3	4-2	2-0	0-1	2-1	20-8
On ESPNEWS	0-0	0-0	0-0	0-0	1-0
On TWC/ROOT Sports	1-1	0-0	1-1	0-0	8-7
On truTV	0-0	0-0	0-0	0-0	1-4
On CBS	0-0	0-0	0-0	0-0	4-5
On Pac-12 Network	0-2	0-0	0-2	0-0	0-4
Top 25	15-16	H	A	N	Under Rose
vs. a top 25 opponent	2-0	1-0	1-0	0-0	12-27
as a top 25 team	0-0	0-0	0-0	0-0	57-16
Months	15-16	H	A	N	Under Rose
November	4-2	4-0	0-2	0-0	53-14
December	5-3	2-0	0-2	3-1	62-23
January	7-2	4-0	3-2	0-0	68-24
February	1-1	1-1	0-0	0-0	58-14
March	0-0	0-0	0-0	0-0	33-20
April	0-0	0-0	0-0	0-0	0-1
Margin of victory/defeat	15-16	H	A	N	Under Rose
1-4 points	1-3	0-0	1-2	0-1	29-24
5-9 points	3-4	1-1	0-3	2-0	47-29
10-15 points	8-1	6-0	2-1	0-0	73-25
16-19 points	0-0	0-0	0-0	0-0	30-13
20-29 points	1-0	1-0	0-0	0-0	54-5
30-39 points	3-0	2-0	0-0	1-0	27-0
40-49 points	1-0	1-0	0-0	0-0	9-0
50+ points	0-0	0-0	0-0	0-0	5-0
BYU points per possession	15-16	H	A	N	Under Rose
> 1.4	1-0	1-0	0-0	0-0	6-0
1.3-1.399	1-0	0-0	0-0	1-0	19-0
1.2-1.299	6-0	4-0	2-0	0-0	71-0
1.1-1.199	4-0	2-0	0-0	2-0	75-10
1.0-1.099	4-6	4-1	0-4	0-1	77-38
0.9-0.999	1-1	0-0	1-1	0-0	23-32
0.8-0.899	0-1	0-0	0-1	0-0	3-15
< 0.8	0-0	0-0	0-0	0-0	0-1
Opp points per possession	15-16	H	A	N	Under Rose
> 1.4	0-0	0-0	0-0	0-0	0-0
1.3-1.399	0-0	0-0	0-0	0-0	0-2
1.2-1.299	1-1	1-0	0-1	0-0	3-17
1.1-1.199	1-2	1-0	0-2	0-0	13-40
1.0-1.099	5-4	1-1	2-2	2-1	58-32
0.9-0.999	4-0	2-0	1-0	1-0	89-4
0.8-0.899	4-1	4-0	0-1	0-0	59-1
< 0.8	2-0	2-0	0-0	0-0	52-0

DUNKS

	2015-16	Career
Nate Austin	3	19
Kyle Collinsworth	17	67
Corbin Kaufusi	13	23
Kyle Davis	10	10
BYU	43	
Opponents	33	

LATE GAME FREE THROWS, 5:00-2:00

Player	Season	Career
Nate Austin	0-0 (.000)	5-10 (.500)
Kyle Collinsworth	10-16 (.625)	42-67 (.627)
Corbin Kaufusi	1-6 (.167)	4-12 (.333)
Chase Fischer	11-15 (.733)	15-21 (.714)
Jake Toolson	0-0 (.000)	2-2 (1.000)
Jordan Chatman	3-4 (.750)	3-4 (.750)
Braiden Shaw	2-4 (.500)	2-4 (.500)
Kyle Davis	5-9 (.556)	5-9 (.556)
Nick Emery	9-10 (.900)	9-10 (.900)
Davin Guinn	1-2 (.500)	1-2 (.500)
Totals	44-68 (.647)	
Under Rose	692-951 (.728)	

LATE GAME FREE THROWS, 2:00-0:00

Player	Season	Career
Nate Austin	1-3 (.333)	14-23 (.609)
Kyle Collinsworth	15-25 (.600)	46-75 (.613)
Chase Fischer	33-39 (.846)	36-42 (.857)
Corbin Kaufusi	1-2 (.500)	3-5 (.600)
Braiden Shaw	1-2 (.500)	1-2 (.500)
Nick Emery	12-14 (.857)	12-14 (.857)
Kyle Davis	5-7 (.714)	5-7 (.714)
Zac Seljaas	1-2 (.500)	1-2 (.500)
Jamal Aytes	1-2 (.500)	1-2 (.500)
Totals	66-88 (.750)	
Under Rose	894-1190 (.751)	

2015-16 SCORING BY HALF (BYU-OPPONENT)

Opponent	1st half	Margin	FG %	2nd half	Margin	FG %	OT	Margin	FG %	Final	Margin	FG %
Utah Valley	46-26	+20	41.5-27.8	39-28	+11	39.4-25.0	--	--	--	85-54	+31	40.5-26.4
at Long Beach State	30-36	-6	40.0-35.1	35-30	+5	48.3-26.5	--	--	--	65-66	-1	44.1-31.0
Adams State	42-29	+13	57.6-25.7	55-27	+28	61.1-30.0	--	--	--	97-56	+41	59.4-27.7
Miss. Valley State	44-32	+12	48.4-35.5	31-36	-5	44.0-45.5	--	--	--	75-68	+7	46.6-40.6
Belmont	40-42	-2	43.6-51.5	55-39	+16	48.5-46.2	--	--	--	95-81	+14	45.8-49.2
at Utah	28-51	-23	35.5-52.9	47-32	+15	48.5-34.6	--	--	--	75-83	-8	42.2-45.0
vs. Weber State	39-37	+2	60.0-66.7	34-31	+3	54.5-37.9	--	--	--	73-68	+5	57.7-50.9
Utah State	39-24	+15	44.1-24.2	41-44	-3	41.7-46.9	--	--	--	80-68	+12	42.9-35.4
at Colorado	36-48	-12	38.9-52.6	47-44	+3	39.0-36.7	--	--	--	83-92	-9	39.0-45.6
Central Michigan	44-44	0	48.4-48.5	54-41	+13	60.6-45.2	--	--	--	98-85	+13	54.7-46.9
vs. Harvard	29-31	-2	44.4-42.9	37-35	+2	48.1-48.1	16-19	-3	83.3-66.7	82-85	-3	50.0-47.5
vs. New Mexico	46-38	+8	50.0-50.0	50-28	+22	55.6-40.9	--	--	--	96-66	+30	52.5-45.8
vs. Northern Iowa	38-28	+10	53.6-35.5	46-48	-2	46.4-44.1	--	--	--	84-76	+8	50.0-40.0
at Saint Mary's	27-36	-9	28.2-51.9	47-49	-2	57.6-60.7	--	--	--	74-85	-11	41.7-56.4
at Pacific	34-28	+6	35.7-46.2	47-39	+8	51.9-46.4	--	--	--	81-67	+14	43.6-46.3
Santa Clara	48-34	+14	42.1-35.5	49-27	+22	52.8-33.3	--	--	--	97-61	+36	47.3-34.3
San Francisco	51-45	+6	52.8-51.6	51-47	+4	40.6-45.7	--	--	--	102-92	+10	47.1-48.5
at Gonzaga	32-36	-4	34.4-35.7	37-32	+5	48.5-37.9	--	--	--	69-68	+1	41.5-36.8
at Portland	40-42	-2	40.0-45.9	41-42	-1	36.1-44.0	--	--	--	81-84	-3	38.0-45.2
at Loyola Marymount	40-50	-10	41.7-67.9	51-30	+21	58.6-33.3	--	--	--	91-80	+11	49.2-48.4
at Pepperdine	28-30	-2	29.4-40.0	37-41	-4	43.3-57.1	--	--	--	65-71	-6	35.9-47.6
Loyola Marymount	38-24	+14	44.8-33.3	49-38	+11	55.9-32.4	--	--	--	87-62	+25	50.8-32.8
Pepperdine	53-45	+8	62.5-58.1	35-32	+3	34.5-35.7	--	--	--	88-77	+11	49.2-47.5
Saint Mary's	33-37	-4	41.9-45.2	37-22	+15	48.0-23.3	--	--	--	70-59	+11	44.6-34.4
Pacific	34-32	+2	44.8-42.9	38-45	-7	23.3-40.0	--	--	--	72-77	-5	33.9-41.5
at San Francisco												
at Santa Clara												
at San Diego												
San Diego												
Portland												
Gonzaga												
Season Totals	38.4-36.2	+2.2	43.9-43.6	43.6-36.3	+7.3	47.4-39.5	16.0-19.0	-3.0	83.3-66.7	82.6-73.2	+9.4	45.7-41.7

* Superlatives in bold

2015-16 Offensive Trends (BYU-Opponent)

Opponent	Points/Point	Points Off TO	2nd Chance Points	Fastbreak Points	Bench Points	Big Run	Big Lead					
Utah Valley	32	18	18	14	21	7	0	22	16	18-0/7-0	33/0	
at Long Beach State	40	26	5	23	18	9	4	8	18	34	6-0/16-0	8/12
Adams State	68	18	22	14	7	9	16	8	52	32	15-0/6-0	44/3
Miss. Valley State	32	26	13	17	13	8	12	2	12	37	12-0/8-0	17/--
Belmont	38	32	22	15	16	3	4	2	8	30	10-0/11-0	18/11
at Utah	34	36	18	18	18	11	9	3	11	12	10-0/12-0	1/24
vs. Weber State	40	34	18	10	6	10	6	2	9	21	11-0/7-0	12/7
Utah State	42	22	13	11	11	11	6	2	20	14	12-0/10-0	22/4
at Colorado	36	37	18	13	15	10	13	11	20	22	13-0/13-0	--/25
Central Michigan	36	26	9	7	9	10	17	2	29	30	9-0/7-0	16/2
vs. Harvard	48	32	12	21	11	10	2	0	16	26	9-0/8-0	4/16
vs. New Mexico	24	22	19	6	8	4	0	0	15	14	10-0/6-0	30/2
vs. Northern Iowa	34	22	9	24	9	11	2	2	21	14	15-0/6-0	15/2
at Saint Mary's	30	42	4	6	14	8	0	2	14	16	10-0/7-0	5/15
at Pacific	22	26	23	14	17	11	4	2	22	25	12-0/6-0	20/3
Santa Clara	40	30	19	6	11	3	11	0	30	25	9-0/5-0	39/0
San Francisco	32	42	12	7	10	14	13	6	25	33	7-0/7-0	14/5
at Gonzaga	40	20	8	12	11	10	6	4	12	9	8-0/8-0	2/13
at Portland	36	28	14	22	16	4	5	5	9	32	7-0/10-0	5/13
at Loyola Marymount	36	24	26	14	14	14	3	14	14	21	13-0/20-0	12/15
at Pepperdine	34	40	10	9	13	15	10	4	4	10	7-0/7-0	4/6
Loyola Marymount	46	28	24	12	4	8	18	2	30	23	10-0/8-0	30/8
Pepperdine	40	36	20	13	12	16	8	6	21	7	9-0/10-0	13/6
Saint Mary's	28	24	10	7	22	7	4	4	15	11	8-0/9-0	13/6
Pacific	28	18	19	13	13	10	6	2	0	22	7-0/6-0	7/6
at San Francisco												
at Santa Clara												
at San Diego												
San Diego												
Portland												
Gonzaga												
Season Totals	916	710	385	316	319	233	197	82	449	534		
Times Led, Record (W/L/T)	15-4/2-4/0-0		14-3/3-4/0-1		8-7/7-1/12-0		14-5/0-2/3-1		10-0/7-8/0-0			
Under Rose (W/L/T)	178-34/79-60/17-2		216-36/50-54/8-6		172-44/83-48/19-4		200-50/44-31/30-15		160-35/107-58/7-3			

* Superlatives in bold



2015-16 WCC Standings (as of 2/6/16)

	Overall	Pct	WCC	Pct
Gonzaga	19-5	.792	11-2	.846
Saint Mary's	19-3	.864	10-2	.833
BYU	17-8	.680	8-4	.667
Pepperdine	14-10	.583	7-6	.538
San Francisco	13-10	.565	6-6	.500
Pacific	7-15	.318	5-7	.417
Portland	11-15	.423	5-8	.385
Santa Clara	8-16	.333	4-8	.333
San Diego	8-15	.348	3-9	.250
Loyola Marymount	10-14	.417	3-10	.231

2015-16 WCC Players of the Week

Nov. 16	Kyle Davis, BYU
Nov. 23	Domantas Sabonis, Gonzaga
Nov. 30	Kyle Collinworth, BYU
	Kyle Wiltjer, Gonzaga
Dec. 7	Nate Kratch, Santa Clara
Dec. 14	Stacy Davis, Pepperdine
Dec. 21	Domantas Sabonis, Gonzaga
Dec. 28	Alec Wintering, Portland
Jan. 4	Jared Brownridge, Santa Clara
Jan. 11	Kyle Collinworth, BYU
Jan. 18	Jock Landale, Saint Mary's
Jan. 25	Adom Jacko, Loyola Marymount
Feb. 1	Kyle Wiltjer, Gonzaga
Feb. 8	Alec Wintering, Portland

2015-16 Preseason All-WCC Team

Player	School	Yr.	Pos.
Jared Brownridge	Santa Clara	Jr.	G
Kyle Collinworth	BYU	Sr.	G
Stacy Davis	Pepperdine	Sr.	F
Tim Derksen	San Francisco	Sr.	G
Chase Fischer	BYU	Sr.	G
Przemek Karnowski	Gonzaga	Sr.	C
Domantas Sabonis	Gonzaga	So.	F
T.J. Wallace	Pacific	Jr.	G
Kyle Wiltjer	Gonzaga	Sr.	F
Alec Wintering	Portland	Sr.	G

2015-16 WCC Preseason Poll

Team (First Place Votes)	Points
1. Gonzaga (9)	81
2. BYU (1)	73
3. Pepperdine	62
4. Saint Mary's	58
5. Portland	43
6. Santa Clara	37
7. Pacific	32
7. San Francisco	32
9. San Diego	17
10. Loyola Marymount	15

TEAM	All	Conf
WCC Stats (as of 2/6/16)		
Scoring Offense	1	2
Scoring Defense	7	6
Scoring Margin	3	3
FT Percentage	8	6
FG Percentage	3	6
FG Percentage Defense	3	4
3FG Percentage	4	6
3FG Percentage Defense	3	2
3-Point FG Made/Game	3	T2
Rebounding Offense	1	1
Rebounding Defense	4	6
Rebounding Margin	3	2
Blocked Shots	1	1
Assists	2	3
Steals	3	1
Turnover Margin	3	1
Assist/Turnover Ratio	3	2
Offensive Rebounds	2	1
Defensive Rebounds	2	2
Defensive Reb Pct	2	3
Offensive Reb Pct	3	1
NCAA Stats (as of 2/7/16)	Rank	Actual
Won-Lost Percentage	81	68.0
Scoring Offense	16	82.6
Scoring Defense	217	73.2
Scoring Margin	48	45.7
Field-Goal Percentage	90	45.7
Field-Goal Pct Defense	104	41.7
3-Point Field Goals/Game	50	8.6
3-Point Field-Goal Pct	72	36.9
3-Point FG Defense	170	34.3
Free-Throw Percentage	209	68.7
Rebound Margin	38	5.6
Assists Per Game	47	15.8
Assist Turnover Ratio	50	1.32
Blocked Shots Per Game	76	4.4
Steals Per Game	108	6.8
Turnovers Per Game	91	12.0
Turnover Margin	128	0.9
Personal Fouls Per Game	132	18.9

INDIVIDUAL	Top BYU player - All	Rank	Top BYU player - Conf	Rank
WCC (as of 2/6/16)				
Scoring	Chase Fischer	5	Chase Fischer	5
Rebounding	Kyle Davis	2	Kyle Collinworth	4
FG Percentage	Kyle Davis	7	Kyle Davis	8
Assists	Kyle Collinworth	1	Kyle Collinworth	1
FT Percentage	Chase Fischer	5	Chase Fischer	5
Steals	Kyle Collinworth	1	Kyle Collinworth	1
3FG Percentage	Zac Seljaas	3	-	-
3FG Made/Game	Chase Fischer	1	Chase Fischer	2
Blocked Shots	Kyle Davis	3	Kyle Davis	2
Assist/TO Ratio	Kyle Collinworth	7	Kyle Collinworth	7
Offensive Rebounds	Kyle Davis	4	Nate Austin	1
Defensive Rebounds	Kyle Davis	2	Kyle Collinworth	5
Minutes Played	Kyle Collinworth	5	Chase Fischer	4
NCAA Stats (as of 2/7/16)	BYU Player	Rank	Actual	
Points Per Game	Chase Fischer	71	18.3	
Field Goal Percentage	Kyle Davis	59	54.0	
3-Point Field Goals Per Game	Chase Fischer Nick Emery	19 158	3.16 2.38	
3-Point Field Goal Percentage	Chase Fischer	91	37.1	
Free-Throw Percentage	Chase Fischer	111	82.5	
Rebounds Per Game	Kyle Davis Kyle Collinworth	70 108	8.7 8.0	
Assists Per Game	Kyle Collinworth	4	7.3	
Blocked Shots Per Game	Kyle Davis	131	1.4	
Steals Per Game	Kyle Collinworth	20	2.2	
Assist Turnover Ratio	Kyle Collinworth	109	2.18	
Double-Doubles	Kyle Davis Kyle Collinworth	41 57	9 8	
Triple-Doubles	Kyle Collinworth	1	4	
Offensive Rebounds Per Game	Kyle Davis Kyle Collinworth	132 152	2.6 2.52	
Defensive Rebounds Per Game	Kyle Davis Kyle Collinworth	58 105	6.08 5.48	

No.	Name	Pos.	Ht.	Wt.	Yr.	Hometown (Previous School)	Pronunciations
1	Chase Fischer	G	6-3	190	Sr.	Ripley, W.Va. (Wake Forest)	
2	Zac Seljaas	G	6-7	215	Fr.	Bountiful, Utah (Bountiful HS)	JAMAL AYLES ATE-s or 8's
3	Elijah Bryant	G	6-5	210	So.	Gwinnett, Ga. (Elon)	
4	Nick Emery	G	6-2	185	Fr.	Alpine, Utah (Lone Peak HS)	
5	Kyle Collinsworth	G	6-6	215	Sr.	Provo, Utah (Provo HS)	CORBIN KAUFUSI KAW-foo-see
12	Alan Hamson	C	7-2	210	Fr.	Lindon, Utah (Pleasant Grove HS)	
15	Jake Toolson	G	6-5	205	So.	Gilbert, Ariz. (Highland HS)	
21	Kyle Davis	F	6-8	225	Jr.	Draper, Utah (Utah State)	ZAC SELJAAS SELL-yus
24	Davin Guinn	F	6-5	190	So.	Murrieta, Calif. (UC Riverside)	
25	Jordan Chatman	G	6-5	195	Fr.	Vancouver, Wash. (Union HS)	
31	Braiden Shaw	F	6-9	210	Fr.	Eagle, Idaho (Eagle HS)	BRAIDEN SHAW BRAY-den
33	Nate Austin	F	6-11	245	Sr.	Alpine, Utah (Lone Peak HS)	
34	Jakob Hartsock	F	6-8	205	Fr.	Bartlesville, Okla. (Bartlesville HS)	
40	Jamal Ayles	F	6-6	235	So.	San Diego, Calif. (UNLV)	
44	Corbin Kaufusi	C	6-10	255	So.	Provo, Utah (Timpview HS)	

Head Coach: Dave Rose, 11th year (Houston, 1983)
 Associate Head Coach: Tim LaComb (Utah, 2006)
 Assistant Coaches: Terry Nashif (BYU, 2005); Quincy Lewis (Wagner, 1993)
 Director of Basketball Operations: Andrew May (BYU, 2010)
 Coordinator of Player Development: Garrett Faucette (BYU, 2008)
 Team Trainer: Robert Ramos (BYU, 1995)
 Strength and Conditioning Coach: Bob Medina (UNLV, 1988)

2015-16 SEASON AND CAREER HIGHS

#	Player		Points	Rebounds	Assists
1	Chase Fischer	Season	41 vs. New Mexico	6 at Portland, vs. LMU	4, 4 times, last vs. LMU
		Career	Same	Same	5, vs. LBSU, vs. Hawai'i (14-15)
2	Zac Seljaas	Season	25 vs. Central Michigan	7 vs. Santa Clara	3, 3 times, last vs. LMU
		Career	Same	Same	Same
4	Nick Emery	Season	27 vs. Belmont	7 vs. Central Michigan	7 vs. MVSU
		Career	Same	Same	Same
5	Kyle Collinsworth	Season	26 vs. Belmont	16 vs. Northern Iowa	15 at Loyola Marymount
		Career	28 vs. Gonzaga (2015 WCC)	16, twice, last vs. Northern Iowa (15-16)	Same
15	Jake Toolson	Season	7 vs. Weber State	3 vs. Utah Valley, vs. Adams State	3 vs. Adams State
		Career	15 vs. Southern Virginia (14-15)	7 vs. Southern Virginia (14-15)	4 vs. Southern Virginia (14-15)
21	Kyle Davis	Season	23 vs. Harvard	20 vs. Utah Valley	4 vs. Utah State, vs. Central Michigan
		Career	Same	Same	Same
25	Jordan Chatman	Season	8, 3 times, last vs. LMU	7 vs. LMU	2, 3 times, last vs. LMU
		Career	Same	Same	Same
31	Braiden Shaw	Season	3 vs. Adams State	2 vs. Utah Valley, vs. Adams State	1, twice, last vs. Santa Clara
		Career	Same	Same	Same
33	Nate Austin	Season	9 at Loyola Marymount	14 at Saint Mary's	2, 4 times, last at Saint Mary's
		Career	15 vs. Weber State (11-12)	16 vs. San Francisco (13-14)	4 vs. ENMU (12-13), vs. PVAMU (13-14)
34	Jakob Hartsock	Season	9 vs. Pepperdine	5 vs. LMU	1 vs. Adams State
		Career	Same	Same	Same
40	Jamal Ayles	Season	11 vs. Adams State	6 vs. New Mexico	1 vs. Adams State
		Career	Same	Same	Same
44	Corbin Kaufusi	Season	17 at Long Beach State	10 at Long Beach State	1, 6 times, last vs. San Francisco
		Career	Same	Same	1, 9 times, last vs. San Francisco (15-16)

GEOGRAPHIC BREAKDOWN

Arizona	Jake Toolson
California	Jamal Ayles Davin Guinn
Georgia	Elijah Bryant
Idaho	Braiden Shaw
Oklahoma	Jakob Hartsock
Utah	Nate Austin, Kyle Collinsworth, Kyle Davis, Nick Emery, Alan Hamson, Corbin Kaufusi, Zac Seljaas Corbin Kaufusi
Washington	Jordan Chatman
West Virginia	Chase Fischer

CLASS BREAKDOWN

Seniors	Juniors	Sophomores	Freshmen
Nate Austin Kyle Collinsworth Chase Fischer	Kyle Davis	Jamal Ayles Elijah Bryant Davin Guinn Corbin Kaufusi Jake Toolson	Jordan Chatman Nick Emery Alan Hamson Jakob Hartsock Zac Seljaas Braiden Shaw
*Sitting out 2015-16 due to NCAA transfer rules			

#1 • CHASE FISCHER
6-3 • 190 • SR • GUARD



RIPLEY, WEST VIRGINIA
WAKE FOREST

2015-16 SEASON HIGHS

PTS	41 vs. New Mexico – 12/23/15
1st H	19 vs. New Mexico – 12/23/15
2nd H	26 at Utah – 12/02/15
REB	6 vs. LMU – 01/28/16
AST	4, 4 times, last vs. LMU – 01/28/16
STL	4 vs. Weber State – 12/05/15
BLK	1 vs. ASU – 11/20/15
FGM	12 vs. New Mexico – 12/23/15
FGA	21 vs. New Mexico – 12/23/15
3PM	9 vs. New Mexico – 12/23/15
3PA	14 vs. New Mexico – 12/23/15
FTM	14 vs. Pacific – 2/6/15
FTA	14 vs. Pacific – 2/6/15

CAREER

PTS	41 vs. New Mexico – 12/23/15
1st H	27 vs. Chaminade – 11/25/14
2nd H	26 at Utah – 12/02/15
REB	6 vs. LMU – 01/28/16
AST	5, twice, last vs. Hawai'i – 12/6/14
STL	4 vs. Weber State – 12/05/15
BLK	1, 3 times, last vs. ASU – 11/20/15
FGM	12 vs. New Mexico – 12/23/15
FGA	21 vs. New Mexico – 12/23/15
3PM	10 vs. Chaminade – 11/25/14
3PA	14 vs. New Mexico – 12/23/15
FTM	14 vs. Pacific – 2/6/15
FTA	14 vs. Pacific – 2/6/15

MISCELLANEOUS

	15-16	Career
Double-Figure Points	19 (14-5)	40 (32-8)
20-plus Points	13 (9-4)	19 (14-5)
Double-Figure Reb	0 (0-0)	0 (0-0)
Double-Doubles	0 (0-0)	0 (0-0)
3-plus Steals	3 (3-0)	4 (4-0)
3-plus Blocks	0 (0-0)	0 (0-0)
3-plus 3-point FG	16 (13-3)	33 (27-6)
Scoring Leader	11 (7-4)	15 (11-4)
Rebound Leader	0 (0-0)	0 (0-0)
Assist Leader	1 (1-0)	1 (1-0)

CAREER STATISTICS (ALL GAMES)

Year	GP	GS	Min	Avg	FG	FGA	Pct	3FG	FGA	Pct	FT	FTA	Pct	Off	Def	TR	Avg	Pf	FO	A	TO	Blk	Stl	Pts	Avg
2014-15	34	33	914	26.9	147	351	.419	103	248	.415	51	65	.785	10	64	74	2.2	50	0	67	49	2	25	448	13.2
2015-16	25	25	841	33.6	137	337	.407	79	213	.371	104	126	.825	11	50	61	2.4	48	1	49	40	1	26	457	18.3
TOTAL	59	58	1755	29.7	284	688	.413	182	461	.395	155	191	.812	21	114	135	2.3	98	1	116	89	3	51	905	15.3

CAREER STATISTICS (CONFERENCE GAMES)

Year	GP	GS	Min	Avg	FG	FGA	Pct	3FG	FGA	Pct	FT	FTA	Pct	Off	Def	TR	Avg	Pf	FO	A	TO	Blk	Stl	Pts	Avg
2014-15	17	16	416	24.5	69	164	.421	48	115	.417	26	32	.813	6	33	39	2.3	19	0	28	21	1	12	212	12.5
2015-16	12	12	430	35.8	68	168	.405	39	100	.390	56	67	.836	5	26	31	2.6	27	0	27	16	0	11	231	19.3
TOTAL	29	28	846	29.2	137	332	.413	87	215	.405	82	99	.828	11	59	70	2.4	46	0	55	37	1	23	443	15.3

2015-16 SEASON — PPG: 18.3 RPG: 2.4 APG: 2.0 SPG: 1.0 BPG: 0.0 FG%: .407 3FG%: .371 FT%: .825

2015-16 • Senior

- A team captain
- Has hit 5-plus 3-pointers 5 times this season and 13 times in his career
- Has scored 20-plus 13 times this season
- Has hit a 3-pointer in 14-straight games
- Named to the Diamond Head Classic All-Tournament Team
- Hit a career-high 14 of 14 FTs vs. Pacific
- Scored 26 points and hit 8 of 8 FTs vs. Northern Iowa
- Scored a career-high 41 points and hit 9 3s – both Diamond Head Classic records – against New Mexico ... also had 5 boards and 4 assists
- Scored 26 points – all in the second half – on 8 of 15 shooting from the field and 7 of 8 shooting from the free throw line at Utah
- Totaled 21 points and added 5 rebounds and 4 steals vs. Weber State

2014-15 • Junior

- A team captain
- Ranked 10th in the nation in 3-point field goals, 18th in 3-point field goals per game, 22nd in 3-point field goal attempts and 27th in 3-point field-goal percentage
- Ranked 1st in the WCC in 3-point field goals made, 8th in 3-point field goal percentage and 13th in scoring
- Set the BYU record for 3-pointers in a game with 10 vs. Chaminade at the Maui Invitational
- Ranked 2nd in BYU history for 3-pointers in a single season (103) and 4th in 3-point field goal percentage (.415, minimum 70 3-point field goals made)

Before BYU

- Played in 62 games and started six times for the Wake Forest Demon Deacons in 2011-12 and 2012-13
- A team captain as a sophomore in 2012-13
- As a sophomore averaged 4.5 points and 1.1 rebounds in 14.2 minutes per game while shooting .395 from the field, .422 from three and .600 from the free-throw line
- Scored a career-high 15 points while hitting a career-best 5 of 8 from three vs. High Point on Dec. 5, 2012
- Scored in double figures five times and hit two-plus threes 10 times
- As a freshman in 2011-12 averaged 6.3 points, 2.2 rebounds and 1.5 assists in 26.1 minutes per game and shot .350 from the field, .320 from three and .821 from the free-throw line
- Scored in double figures nine times and hit two-plus threes 12 times
- Prepped at Ripley High School
- A 2011 first-team Parade All-American
- 2011 Gatorade Boys Basketball Player of the Year for the state of West Virginia and a McDonald's All-America nominee
- Two-time first team all-state selection in 2009-10 and 2010-11
- Received the 2011 Bill Evans Award, which goes to the state's player of the year (was second in the voting as a junior)

Personal

- Parents are John and Robin Fischer
- Older brother Noah played college basketball at Marshall and University of Charleston
- Before committing to Wake Forest was also recruited by Marshall, Ohio, UCF and VCU

2015-16 GAME-BY-GAME

Opponent	Date	GS	Min	FG	FGA	Pct	3FG	FGA	Pct	FT	FTA	Pct	Off	Def	TR	Avg	Pf	FO	A	TO	Blk	Stl	Pts	Avg	
Utah Valley	11/13/15	*	27	7	13	.538	3	7	.429	3	3	1.000	0	1	1	1.0	0	0	1	1	0	1	20	20.0	
at Long Beach State	11/16/15	*	25	1	7	.143	0	4	.000	0	0	.000	0	0	0	0.5	5	1	2	2	0	0	2	11.0	
Adams State	11/20/15	*	25	2	9	.222	1	8	.125	2	2	1.000	0	3	3	1.3	1	0	3	3	1	0	7	9.7	
Mississippi Valley State	11/25/15	*	27	3	10	.300	3	10	.300	0	0	.000	1	1	2	1.5	1	0	2	2	0	0	9	9.5	
Belmont	11/28/15	*	33	5	16	.313	5	10	.500	4	6	.667	1	1	2	1.6	1	0	3	1	0	1	19	11.4	
at Utah	12/02/15	*	36	8	15	.533	3	7	.429	7	8	.875	0	2	2	1.7	1	0	1	3	0	2	26	13.8	
vs. Weber State	12/05/15	*	35	7	12	.583	4	8	.500	3	4	.750	0	5	5	2.1	1	0	1	4	0	4	21	14.9	
Utah State	12/09/15	*	35	7	16	.438	4	9	.444	6	6	1.000	0	4	4	2.4	1	0	0	4	0	3	24	16.0	
at Colorado	12/12/15	*	27	2	14	.143	0	9	.000	0	1	.000	2	1	3	2.4	2	0	0	2	0	2	4	14.7	
Central Michigan	12/18/15	*	37	8	17	.471	4	12	.333	3	5	.600	0	0	0	2.2	3	0	3	0	0	1	23	15.5	
vs. Harvard	12/22/15	*	30	0	5	.000	0	4	.000	4	7	.571	0	2	2	2.2	2	0	1	0	0	0	4	14.5	
vs. New Mexico	12/23/15	*	37	12	21	.571	9	14	.643	8	9	.889	2	3	5	2.4	0	0	4	0	0	0	41	16.7	
vs. Northern Iowa	12/25/15	*	37	7	14	.500	4	11	.364	8	8	1.000	0	1	1	2.3	3	0	1	2	0	1	26	17.4	
at Saint Mary's	12/31/15	*	34	8	18	.444	2	8	.250	3	4	.750	0	1	1	2.2	4	0	2	2	0	0	21	17.6	
at Pacific	01/02/16	*	37	7	16	.438	6	11	.545	3	4	.750	1	3	4	2.3	1	0	2	1	0	1	23	18.0	
Santa Clara	01/07/16	*	29	4	13	.308	2	9	.222	3	4	.750	0	3	3	2.4	1	0	0	0	0	0	13	17.7	
San Francisco	01/09/16	*	36	7	14	.500	5	10	.500	6	8	.750	0	2	2	2.4	2	0	4	1	0	0	25	18.1	
at Gonzaga	01/14/16	*	40	6	13	.462	1	4	.250	5	5	1.000	0	1	1	2.3	2	0	4	1	0	1	18	18.1	
at Portland	01/16/16	*	36	7	15	.467	3	8	.375	5	7	.714	1	2	3	2.3	3	0	2	2	0	0	22	18.3	
at Loyola Marymount	01/21/16	*	40	6	14	.429	5	11	.455	3	4	.750	1	2	3	2.4	1	0	3	1	0	3	20	18.4	
at Pepperdine	01/23/16	*	36	5	16	.313	2	8	.250	3	4	.750	1	0	1	2.3	3	0	2	1	0	1	15	18.2	
Loyola Marymount	01/28/16	*	31	4	10	.400	4	8	.500	5	5	1.000	0	6	6	2.5	2	0	4	0	0	0	2	17	18.2
Pepperdine	01/30/16	*	33	6	10	.600	2	4	.500	1	2	.500	0	3	3	2.5	4	0	1	4	0	0	15	18.0	
Saint Mary's	02/04/16	*	40	5	15	.333	4	10	.400	5	6	.833	1	2	3	2.5	0	0	1	2	0	1	19	18.1	
Pacific	02/06/16	*	38	3	14	.214	3	9	.333	14	14	1.000	0	1	1	2.4	4	0	2	1	0	2	23	18.3	
at San Francisco	02/11/16																								
at Santa Clara	02/13/16																								
at San Diego	02/18/16																								
San Diego	02/20/16																								
Portland	02/25/16																								
Gonzaga	02/27/16																								
Totals			25	841	137	337	.407	79	213	.371	104	126	.825	11	50	61	2.4	48	1	49	40	1	26	457	18.3

#2 • ZAC SELJAAS
6-7 • 215 • FR • GUARD



BOUNTIFUL, UTAH
BOUNTIFUL HS

2015-16 SEASON HIGHS

PTS	25 vs. CMU – 12/18/15
1st H	14 vs. San Francisco – 01/09/16
2nd H	19 vs. CMU – 12/18/15
REB	7 vs. Santa Clara – 01/07/16
AST	3, 3 times, last vs. LMU – 01/28/16
STL	2, twice, last vs. New Mexico – 12/23/15
BLK	2 at LMU – 01/21/16
FGM	9 vs. CMU – 12/18/15
FGA	13 vs. CMU – 12/18/15
3PM	7 vs. CMU – 12/18/15
3PA	10, twice, last vs. San Francisco – 01/09/16
FTM	3 vs. Northern Iowa – 12/25/15
FTA	5 vs. Northern Iowa – 12/25/15

MISCELLANEOUS

	15-16	Career
Double-Figure Points	7 (6-1)	7 (6-1)
20-plus Points	2 (2-0)	2 (2-0)
Double-Figure Reb	0 (0-0)	0 (0-0)
Double-Doubles	0 (0-0)	0 (0-0)
3-plus Steals	0 (0-0)	0 (0-0)
3-plus Blocks	0 (0-0)	0 (0-0)
3-plus 3-point FG	7 (6-1)	7 (6-1)
Scoring Leader	1 (1-0)	1 (1-0)
Rebound Leader	0 (0-0)	0 (0-0)
Assist Leader	0 (0-0)	0 (0-0)

2015-16 SEASON — PPG: 7.2 RPG: 2.7 APG: 0.7 SPG: 0.4 BPG: 0.3 FG%: .491 3FG%: .494 FT%: .636

2015-16 • Freshman

- Tied for 2nd all-time among BYU freshman with 44 3-pointers
- Tied for 2nd all-time among BYU freshman with 7 games with 3-plus 3-pointers
- Hit 6 3-pointers on his way to 20 points against San Francisco
- Totaled career highs of 25 points, 7 3s, 5 rebounds, 3 assists and 2 steals vs. Central Michigan ... his 7 3s are the second most in a single game by a BYU freshman
- Hit 3 of 3 from 3, scored 12 points and added 3 rebounds, 3 assists and 1 steal vs. Northern Iowa
- Hit a pair of 3s for 6 points and added 1 rebound against Adams State
- Was 6 of 8 and 3 of 5 from 3-point range in the second half against Colorado finishing with career-high 18 points on 7 of 11 shooting
- Had 8 points, hit 2 3-pointers and added 2 rebounds and 1 steal vs. Harvard

Before BYU

- A four-year letterman for coach Mike Maxwell at Bountiful High School
- Finished Bountiful career with totals of 1,704 points, 494 rebounds, 325 assists, 140 steals and 217 3-point field goals
- Named the Utah Gatorade Player of the Year
- Named the 4A MVP and first-team all-state by the Deseret News, received All-Tribune (top players in the state regardless of classification) honors from the Salt Lake Tribune and named the Standard Examiner All-Area MVP
- Led Bountiful to a record of 22-6 overall and 14-0 in Region and the 4A state title

- Averaged 25.4 points, 6.1 rebounds, 4.3 assists and 1.7 steals and hit 82 threes
- Named to the 4A all-state first team by the Deseret News and the Salt Lake Tribune as a junior
- Led Bountiful to a record of 26-1 overall and 14-0 in Region 6 and the 4A state title
- Averaged 18.6 points, 6.1 rebounds, 3.6 assists and 1.7 steals and hit 70 threes
- Posted season highs of 33 points, 13 rebounds, 8 assists and 5 steals
- Named to the 4A all-state second team by the Deseret News and the Salt Lake Tribune as a sophomore
- Led Bountiful to a record of 21-4 overall and 10-0 in Region 6 and the 4A state semifinals
- Averaged 15.3 points, 4.3 rebounds, 3.2 assists and 1.3 steals and hit 49 threes
- Ranked 58th among small forwards in the class of 2015 by ESPN.com
- Played AAU basketball for the Utah Prospects and was coached by Lynn Lloyd

Personal

- Parents are Gary and Carleen Seljaas
- Has two sisters and one brother
- Sister Nancy played at BYU from 2002-05

2015-16 GAME-BY-GAME

Opponent	Date	GS	Min	FG	FGA	Pct	3FG	FGA	Pct	FT	FTA	Pct	Off	Def	TR	Avg	PF	FO	A	TO	Blk	Stl	Pts	Avg
Utah Valley	11/13/15	10	1	4	.250	1	3	.333	0	0	.000	0	2	2	2.0	0	0	0	0	1	0	0	3	3.0
at Long Beach State	11/16/15	2	0	0	.000	0	0	.000	0	0	.000	0	0	0	1.0	0	0	0	1	0	0	0	1.5	
Adams State	11/20/15	5	2	2	1.000	2	2	1.000	0	0	.000	0	1	1	1.0	1	0	0	0	0	0	6	3.0	
Mississippi Valley State	11/25/15	11	1	4	.250	1	3	.333	0	0	.000	0	2	2	1.3	0	0	0	2	0	0	3	3.0	
Belmont	11/28/15	DNP																						
at Utah	12/02/15	6	1	2	.500	0	1	.000	0	0	.000	0	0	0	1.0	0	0	0	0	0	0	2	2.8	
vs. Weber State	12/05/15	15	1	2	.500	0	1	.000	1	2	.500	0	1	1	1.0	2	0	0	0	0	0	3	2.8	
Utah State	12/09/15	9	1	2	.500	1	2	.500	0	0	.000	0	0	0	0.9	2	0	0	0	1	0	3	2.9	
at Colorado	12/12/15	22	7	11	.636	4	7	.571	0	0	.000	1	2	3	1.1	3	0	0	0	0	1	18	4.8	
Central Michigan	12/18/15	30	9	13	.692	7	9	.778	0	0	.000	1	4	5	1.6	1	0	3	0	0	2	25	7.0	
vs. Harvard	12/22/15	27	3	6	.500	2	4	.500	0	0	.000	0	2	2	1.6	5	1	0	2	0	1	8	7.1	
vs. Auburn/New Mexico	12/23/15	16	2	3	.667	2	2	1.000	0	0	.000	0	1	1	1.5	2	0	1	0	0	2	6	7.0	
vs. Northern Iowa	12/25/15	29	3	3	1.000	3	3	1.000	3	5	.600	0	3	3	1.7	3	0	3	1	0	1	12	7.4	
at Saint Mary's	12/31/15	17	1	2	.500	1	2	.500	0	0	.000	0	0	0	1.5	1	0	0	0	0	0	3	7.1	
at Pacific	01/02/16	27	4	8	.500	4	6	.667	2	2	1.000	1	4	5	1.8	1	0	0	1	0	1	14	7.6	
Santa Clara	01/07/16	18	5	11	.455	4	10	.400	0	0	.000	2	5	7	2.1	0	0	1	0	1	0	14	8.0	
San Francisco	01/09/16	22	7	12	.583	6	10	.600	0	0	.000	2	3	5	2.3	4	0	1	1	1	1	20	8.8	
at Gonzaga	01/14/16	14	1	6	.167	0	3	.000	0	0	.000	0	4	4	2.4	2	0	0	2	0	0	2	8.4	
at Portland	01/16/16	11	1	4	.250	0	3	.000	1	1	1.000	2	1	3	2.4	1	0	0	1	1	1	3	8.1	
at Loyola Marymount	01/21/16	30	4	9	.444	4	8	.500	0	0	.000	1	3	4	2.5	1	0	1	0	2	0	12	8.3	
at Pepperdine	01/23/16	21	1	5	.200	0	4	.000	0	0	.000	1	4	5	2.7	0	0	2	1	1	0	2	8.0	
Loyola Marymount	01/28/16	14	1	4	.250	1	3	.333	0	1	.000	1	4	5	2.8	1	0	3	0	0	0	3	7.7	
Pepperdine	01/30/16	DNP																						
Saint Mary's	02/04/16	12	1	1	1.000	1	1	1.000	0	0	.000	0	2	2	2.7	0	0	1	1	0	0	3	7.5	
Pacific	02/06/16	12	0	2	.000	0	2	.000	0	0	.000	0	3	3	2.7	1	0	0	0	0	0	0	7.2	
at San Francisco	02/11/16																							
at Santa Clara	02/13/16																							
at San Diego	02/18/16																							
San Diego	02/20/16																							
Portland	02/25/16																							
Gonzaga	02/27/16																							
Totals		0	380	57	116	.491	44	89	.494	7	11	.636	12	51	63	2.7	31	1	16	13	8	10	165	7.2

CAREER STATISTICS (ALL GAMES)

Year	GP	GS	Min	Avg	FG	FGA	Pct	3FG	FGA	Pct	FT	FTA	Pct	Off	Def	TR	Avg	PF	FO	A	TO	Blk	Stl	Pts	Avg
2015-16	23	0	380	16.5	57	116	.491	44	89	.494	7	11	.636	12	51	63	2.7	31	1	16	13	8	10	165	7.2
TOTAL	23	0	380	16.5	57	116	.491	44	89	.494	7	11	.636	12	51	63	2.7	31	1	16	13	8	10	165	7.2

CAREER STATISTICS (CONFERENCE GAMES)

Year	GP	GS	Min	Avg	FG	FGA	Pct	3FG	FGA	Pct	FT	FTA	Pct	Off	Def	TR	Avg	PF	FO	A	TO	Blk	Stl	Pts	Avg
2015-16	11	0	198	18.0	26	64	.406	21	52	.404	3	4	.750	10	33	43	3.9	12	0	9	7	6	3	76	6.9
TOTAL	11	0	198	18.0	26	64	.406	21	52	.404	3	4	.750	10	33	43	3.9	12	0	9	7	6	3	76	6.9

#4 • NICK EMERY
6-2 • 185 • FR • GUARD



ALPINE, UTAH
LONE PEAK HS

2015-16 SEASON — PPG: 14.6 RPG: 3.0 APG: 2.3 SPG: 1.4 BPG: 0.1 FG%: .407 3FG%: .354 FT%: .855

2015-16 • Freshman

- 1st all-time among BYU freshmen with 57 made 3-pointers
- 1st all-time among BYU freshmen with 11 games with 3 3-pointers
- Scored 24 points, hit 4 3s, added 4 rebounds, 6 assists, 1 block and 1 steal at Loyola Marymount
- Hit a 3 with 1:38 remaining to give BYU the lead for good at Gonzaga
- Made 21 consecutive free throws spanning Nov. 28 to Jan. 2
- Scored 20 points, hit 5 of 10 from 3 and added 4 assists vs. New Mexico
- Totaled 20 points, 2 rebounds, 6 assists and 3 steals and hit 2 3s against Adams State
- Let BYU with 18 points and 7 rebounds vs. MVSU
- Scored 27 points, hit 5 3-pointers and added 4 rebounds, 4 assists and 2 steals vs. Belmont
- Led BYU with 23 points at Colorado

Before BYU

- A four-year starter for Quincy Lewis at Lone Peak High School
- Career totals of 1,953 points (first all-time at Lone Peak) and 269 threes and averages of 19.9 points and 2.7 threes per game
- Career highs of 39 points, 8 threes, 10 rebounds, 8 assists and 8 steals
- As a senior, helped lead Lone Peak to 26-1 record, the 2012-13 MaxPreps.com National Title and the 5A Utah state title
- Averaged 17.9 points, 3.8 rebounds, 3.7 assists and 2.9 steals as a senior
- Named a third-team All-American by MaxPreps.com

- Named the 2012-13 Mr. Basketball by the Deseret News, the 5A MVP by the Salt Lake Tribune, the Utah Gatorade Player of the Year and the Valley Player of the Year by the Daily Herald
- As a junior averaged 21.6 points, 3.4 threes, 4.0 rebounds, 2.3 assists and 2.4 steals and led Lone Peak to a 22-3 record, the 5A state title and a No. 24 national ranking (Maxpreps.com)
- Named the 5A MVP by the Deseret News, first-team all-state by the Salt Lake Tribune and Valley Player of the Year by the Daily Herald
- As a sophomore averaged 21.7 points and 2.8 threes per game and led Lone Peak to a 24-1 record, the 5A state title and a No. 21 national ranking (Maxpreps.com)
- Named the 5A MVP by the Deseret News, Utah Gatorade Player of the Year and first-team all-state by the Salt Lake Tribune
- In the class of 2013 is ranked No. 45 by ESPN.com, No. 79 by Scout.com and No. 89 by Rivals.com
- Ranked No. 9 by ESPN.com and No. 18 by Rivals.com among point guards in the class of 2013
- Ranked No. 19 among shooting guards by Scout.com
- Attended the CP3 Elite Guard Camp run by Chris Paul and the NBPA Top 100 camp at the University of Virginia

Personal

- Parents are Derek and Patti Emery
- Has two brothers, Alex and Jackson, and one sister, Annie
- Brother Jackson played at BYU (2005-06, 08-11) and is the program's all-time steals leader
- Served a mission for The Church of Jesus Christ of Latter-day Saints in Germany

2015-16 SEASON HIGHS

PTS	27 vs. Belmont – 11/28/15
1st H	16 vs. ASU – 11/20/15
2nd H	18 at Colorado – 12/12/15
REB	7 vs. CMU – 12/18/15
AST	7 vs. MVSU – 11/25/15
STL	5 vs. Pepperdine – 01/30/16
BLK	1, twice, last at LMU – 01/21/16
FGM	9, 3 times, last vs. Santa Clara – 01/07/16
FGA	17, twice, last at Pepperdine – 01/23/16
3PM	5, 3 times, last vs. Santa Clara – 01/07/16
3PA	11, twice, last at Colorado – 12/12/15
FTM	6, twice, last at LMU – 01/21/16
FTA	6, 3 times, last vs. Pepperdine – 01/30/16

MISCELLANEOUS

	15-16	Career
Double-Figure Points	19 (13-6)	19 (13-6)
20-plus Points	7 (6-1)	7 (6-1)
Double-Figure Reb	0 (0-0)	0 (0-0)
Double-Doubles	0 (0-0)	0 (0-0)
3-plus Steals	3 (2-1)	3 (2-1)
3-plus Blocks	0 (0-0)	0 (0-0)
3-plus 3-point FG	11 (7-4)	11 (7-4)
Scoring Leader	6 (5-1)	6 (5-1)
Rebound Leader	0 (0-0)	0 (0-0)
Assist Leader	2 (2-0)	2 (2-0)

2015-16 GAME-BY-GAME

Opponent	Date	GS	Min	FG	FGA	Pct	3FG	FGA	Pct	FT	FTA	Pct	Off	Def	TR	Avg	PF	FO	A	TO	Blk	Stl	Pts	Avg	
Utah Valley	11/13/15		22	4	11	.364	1	2	.500	1	2	.500	0	4	4	4.0	0	0	3	2	0	0	10	10.0	
at Long Beach State	11/16/15		24	1	8	.125	0	4	.000	0	0	.000	0	3	3	3.5	1	0	0	2	0	1	2	6.0	
Adams State	11/20/15		24	9	14	.643	2	6	.333	0	0	.000	0	2	2	3.0	1	0	6	0	0	3	20	10.7	
Mississippi Valley State	11/25/15	*	34	7	14	.500	3	10	.300	1	2	.500	0	2	2	2.8	1	0	7	1	0	2	18	12.5	
Belmont	11/28/15	*	33	9	17	.529	5	11	.455	4	4	1.000	1	3	4	3.0	3	0	4	2	0	2	27	15.4	
at Utah	12/02/15	*	33	3	15	.200	3	8	.375	2	2	1.000	0	4	4	3.2	5	1	0	2	0	0	11	14.7	
vs. Weber State	12/05/15																								
Utah State	12/09/15		29	6	13	.462	3	7	.429	2	2	1.000	1	5	6	3.6	2	0	1	2	0	0	17	15.0	
at Colorado	12/12/15	*	31	8	16	.500	4	11	.364	3	3	1.000	1	3	4	3.6	3	0	2	4	1	2	23	16.0	
Central Michigan	12/18/15	*	35	5	14	.357	2	6	.333	0	0	.000	1	6	7	4.0	4	0	4	1	0	2	12	15.6	
vs. Harvard	12/22/15	*	31	5	12	.417	1	4	.250	2	2	1.000	0	1	1	3.7	5	1	0	1	0	2	13	15.3	
vs. New Mexico	12/23/15	*	35	7	12	.583	5	10	.500	1	1	1.000	0	0	0	3.4	2	0	4	2	0	1	20	15.7	
vs. Northern Iowa	12/25/15	*	25	2	9	.222	1	5	.200	6	6	1.000	1	2	3	3.3	4	0	0	0	0	0	11	15.3	
at Saint Mary's	12/31/15	*	30	4	14	.286	3	7	.429	0	0	.000	2	1	3	3.3	2	0	2	0	0	0	11	15.0	
at Pacific	01/02/16	*	30	2	8	.250	1	6	.167	1	2	.500	0	3	3	3.3	3	0	1	1	0	0	6	14.4	
Santa Clara	01/07/16	*	24	9	12	.750	5	6	.833	0	0	.000	0	1	1	3.1	4	0	2	1	0	1	23	14.9	
San Francisco	01/09/16	*	36	7	15	.467	3	6	.500	4	4	1.000	0	5	5	3.3	2	0	4	0	0	1	21	15.3	
at Gonzaga	01/14/16	*	18	1	6	.167	1	5	.200	0	1	.000	0	2	2	3.2	3	0	2	1	0	1	3	14.6	
at Portland	01/16/16	*	31	4	11	.364	2	6	.333	3	4	.750	1	1	2	3.1	3	0	0	1	0	3	13	14.5	
at Loyola Marymount	01/21/16	*	32	7	14	.500	4	8	.500	6	6	1.000	0	4	4	3.2	1	0	6	3	1	1	24	15.0	
at Pepperdine	01/23/16	*	36	6	17	.353	4	8	.500	1	1	1.000	0	3	3	3.2	2	0	0	1	0	2	17	15.1	
Loyola Marymount	01/28/16	*	27	4	12	.333	2	7	.286	0	0	.000	0	3	3	3.1	2	0	4	0	0	2	10	14.9	
Pepperdine	01/30/16	*	39	6	12	.500	1	6	.167	4	6	.667	0	2	2	3.1	3	0	2	2	0	5	17	15.0	
Saint Mary's	02/04/16	*	36	2	11	.182	1	6	.167	3	4	.750	1	2	3	3.1	3	0	0	1	0	1	8	14.7	
Pacific	02/06/16	*	28	5	15	.333	0	6	.000	3	3	1.000	0	0	0	3.0	5	1	1	1	0	1	13	14.6	
at San Francisco	02/11/16																								
at Santa Clara	02/13/16																								
at San Diego	02/18/16																								
San Diego	02/20/16																								
Portland	02/25/16																								
Gonzaga	02/27/16																								
Totals			20	723	123	302	.407	57	161	.354	47	55	.855	9	62	71	3.0	64	3	55	31	2	33	350	14.6

CAREER STATISTICS (ALL GAMES)

Year	GP	GS	Min	Avg	FG	FGA	Pct	3FG	FGA	Pct	FT	FTA	Pct	Off	Def	TR	Avg	PF	FO	A	TO	Blk	Stl	Pts	Avg
2015-16	24	20	723	30.1	123	302	.407	57	161	.354	47	55	.855	9	62	71	3.0	64	3	55	31	2	33	350	14.6
TOTAL	24	20	723	30.1	123	302	.407	57	161	.354	47	55	.855	9	62	71	3.0	64	3	55	31	2	33	350	14.6

CAREER STATISTICS (CONFERENCE GAMES)

Year	GP	GS	Min	Avg	FG	FGA	Pct	3FG	FGA	Pct	FT	FTA	Pct	Off	Def	TR	Avg	PF	FO	A	TO	Blk	Stl	Pts	Avg
2015-16	12	12	367	30.6	57	147	.388	27	77	.351	25	31	.806	4	27	31	2.6	33	1	24	12	1	18	166	13.8
TOTAL	12	12	367	30.6	57	147	.388	27	77	.351	25	31	.806	4	27	31	2.6	33	1	24	12	1	18	166	13.8

#5 • KYLE COLLINSWORTH
6-6 • 215 • SR • GUARD



PROVO, UTAH
PROVO HS

2015-16 SEASON HIGHS

PTS	26 vs. Belmont – 11/28/15
1st H	13, twice, last vs. Belmont – 11/28/15
2nd H	18 at Gonzaga – 01/14/16
REB	16 vs. Northern Iowa – 12/25/15
AST	15 at LMU – 01/21/16
STL	5, twice, last at LMU – 01/21/16
BLK	2, 5 times, last vs. Pacific – 02/06/16
FGM	10 vs. Pepperdine – 01/30/16
FGA	19, twice, last vs. Pepperdine – 01/30/16
3PM	2 at Utah – 12/02/15
3PA	4 vs. UVU – 11/13/15
FTM	12 at Pacific – 01/02/16
FTA	17 at Pacific – 01/02/16

CAREER

PTS	28 vs. Gonzaga – 3/10/15
1st H	17 vs. Gonzaga – 3/10/15
2nd H	18 at Gonzaga – 01/14/16
REB	16, twice, last vs. Northern Iowa – 12/25/15
AST	15 at LMU – 01/21/16
STL	6 vs. Purdue – 11/26/14
BLK	3, twice, last vs. LMU – 1/11/14
FGM	10, twice, last vs. Pepperdine – 01/30/16
FGA	22 vs. Gonzaga – 3/10/15
3PM	2, twice, last at UMass – 1/1/11
3PA	5 vs. Fresno Pacific – 1/1/11
FTM	12 at Pacific – 01/02/16
FTA	17 at Pacific – 01/02/16

MISCELLANEOUS

	15-16	Career
Double-Figure Points	22 (16-6)	87 (64-23)
20-plus Points	6 (5-1)	15 (13-2)
Double-Figure Reb	9 (5-4)	36 (27-9)
Double-Doubles	9 (7-2)	31 (25-6)
3-plus Steals	9 (7-2)	34 (28-6)
3-plus Blocks	0 (0-0)	1 (1-0)
3-plus 3-point FG	0 (0-0)	0 (0-0)
Scoring Leader	4 (2-2)	14 (10-4)
Rebound Leader	9 (6-3)	58 (43-15)
Assist Leader	22 (14-8)	70 (47-23)

CAREER STATISTICS (ALL GAMES)

Year	GP	GS	Min	Avg	FG	FGA	Pct	3FG	FGA	Pct	FT	FTA	Pct	Off	Def	TR	Avg	PF	FO	A	TO	Blk	Stl	Pts	Avg
2010-11	36	27	926	25.7	78	162	.481	7	27	.259	46	81	.568	55	128	183	5.1	73	1	75	56	16	39	209	5.8
2013-14	34	34	1136	33.4	175	352	.497	8	22	.364	117	203	.576	85	190	275	8.1	82	1	156	89	15	57	475	14.0
2014-15	33	33	1019	30.9	158	335	.472	6	21	.286	134	182	.736	81	205	286	8.7	73	1	197	96	11	59	456	13.8
2015-16	25	25	857	34.3	135	299	.452	5	26	.192	98	152	.645	63	137	200	8.0	53	0	183	84	18	55	373	14.9
TOTAL	128	119	3938	30.8	546	1148	.476	26	96	.271	395	618	.639	284	660	944	7.4	281	3	611	325	60	210	1513	11.8

CAREER STATISTICS (CONFERENCE GAMES)

Year	GP	GS	Min	Avg	FG	FGA	Pct	3FG	FGA	Pct	FT	FTA	Pct	Off	Def	TR	Avg	PF	FO	A	TO	Blk	Stl	Pts	Avg
2010-11	15	10	365	24.3	26	57	.456	3	8	.375	23	31	.742	20	59	79	5.3	31	1	32	26	8	10	78	5.2
2013-14	18	18	583	32.4	93	181	.514	3	8	.375	65	112	.580	51	86	137	7.6	43	1	82	48	6	37	254	14.1
2014-15	17	17	539	31.7	85	173	.491	1	9	.111	64	86	.744	45	113	158	9.3	36	1	104	39	6	27	235	13.8
2015-16	12	12	417	34.8	66	146	.452	2	9	.222	49	78	.628	30	61	91	7.6	25	0	87	39	8	27	183	15.3
TOTAL	62	57	1904	30.7	270	557	.485	9	34	.265	201	307	.655	146	319	465	7.5	135	3	305	152	28	101	750	12.1

2015-16 SEASON — PPG: 14.9 RPG: 8.0 APG: 7.3 SPG: 2.2 BPG: 0.7 FG%: .452 3FG%: .192 FT%: .645

2015-16 • Senior

- A team captain
- A candidate for the Bob Cousy Award, Wooden Award, Naismith Trophy and Oscar Robertson Trophy
- An Allstate NABC Good Works Team nominee
- Has 4 triple-doubles and 9 double-doubles this season
- Had 10 points, 13 rebounds, a career-best 15 assists, 2 blocks and 5 steals at Loyola Marymount for his 4th triple-double of the season
- Had 20 points (18 in the second half), 5 rebounds, 3 assists and 1 steal at Gonzaga
- Posted a season-best 16 rebounds to go with 12 points, 6 assists and 3 steals vs. Northern Iowa
- Totaled 26 points, 10 rebounds and 10 assists for his first triple-double of the season and 7th of his career to become the NCAA career leader
- Tied BYU career record for 10-assist games with a double-double of 15 points and 10 assists against Weber State in Salt Lake City

In 2014-15 • Junior

- A team captain
- Named to the Lute Olson All-America Team and an AP Honorable Mention All-American
- Named to the All-WCC First Team and the WCC All-Tournament Team
- Named to the USBWA All-District First Team and the NABC All-District Second Team
- Was a candidate for the Cousy Award
- Four-time WCC Player of the Week (Dec. 8, Dec. 30, Feb. 9, March 2)
- Named to the All-High Major Third Team by CollegeSportsMadness.com
- Named the Comeback Player of the Year at the 2015 Y Awards

- Set the NCAA single-season record and tied the NCAA career record with 6 triple-doubles
- The only player in the NCAA ranked in the top 100 in rebounds (42nd), assists (16th) and steals (71st)

In 2013-14 • Sophomore

- A team captain
- Named to the All-WCC First Team and the WCC All-Tournament Team
- One of four players in the NCAA ranked in the top 100 in rebounds and assists

In 2010-11 • Freshman

- Averaged 5.8 points, 5.1 rebounds, 2.1 assists and 1.1 steals

Before BYU

- Played for Craig Drury and helped Provo High to state titles as a freshman and sophomore
- Named Deseret News Mr. Basketball, Salt Lake Tribune Male Athlete of the Year and Utah Gatorade Player of the Year as a senior

Personal

- Parents are Jeff and Alisa
- Wife Shea Martinez-Collinsworth is an All-American track athlete at BYU
- Has two sisters and two brothers
- Brother is Chris Collinsworth, a former forward for the Cougars
- Served a mission for The Church of Jesus Christ of Latter-day Saints in Russia

2015-16 GAME-BY-GAME

Opponent	Date	GS	Min	FG	FGA	Pct	3FG	FGA	Pct	FT	FTA	Pct	Off	Def	TR	Avg	PF	FO	A	TO	Blk	Stl	Pts	Avg	
Utah Valley	11/13/15	*	28	6	17	.353	0	4	.000	5	5	1.000	6	3	9	9.0	1	0	7	3	1	1	17	17.0	
at Long Beach State	11/16/15	*	31	4	9	.444	0	0	.000	4	9	.444	3	10	13	11.0	3	0	6	7	0	2	12	14.5	
Adams State	11/20/15	*	25	5	7	.714	0	0	.000	2	3	.667	1	5	6	9.3	2	0	4	1	2	2	12	13.7	
Mississippi Valley State	11/25/15	*	34	3	7	.429	0	0	.000	5	6	.833	1	7	8	9.0	2	0	4	2	2	4	11	13.0	
Belmont	11/28/15	*	35	9	19	.474	0	1	.000	8	10	.800	5	5	10	9.2	1	0	10	2	0	2	26	15.6	
at Utah	12/02/15	*	33	6	13	.462	2	3	.667	1	5	.200	3	6	9	9.2	4	0	5	4	0	2	15	15.5	
vs. Weber State	12/05/15	*	36	6	12	.500	0	1	.000	3	6	.500	1	3	4	8.4	1	0	10	4	0	1	15	15.4	
Utah State	12/09/15	*	35	3	11	.273	0	1	.000	2	5	.400	0	7	7	8.3	3	0	11	3	2	1	8	14.5	
at Colorado	12/12/15	*	35	6	18	.333	1	2	.500	4	5	.800	1	5	6	8.0	2	0	6	2	0	1	17	14.8	
Central Michigan	12/18/15	*	38	5	8	.625	0	2	.000	2	4	.500	5	5	10	8.2	3	0	10	3	1	1	12	14.5	
vs. Harvard	12/22/15	*	44	7	13	.538	0	1	.000	9	11	.818	2	4	6	8.0	3	0	8	7	0	3	23	15.3	
vs. New Mexico	12/23/15	*	29	4	10	.400	0	1	.000	2	3	.667	1	4	5	7.8	2	0	9	2	1	5	10	14.8	
vs. Northern Iowa	12/25/15	*	37	5	9	.556	0	1	.000	2	2	1.000	4	12	16	8.4	1	0	6	5	1	3	12	14.6	
at Saint Mary's	12/31/15	*	35	4	15	.267	0	1	.000	0	0	.000	1	5	6	8.2	3	0	6	3	1	0	8	14.1	
at Pacific	01/02/16	*	37	5	8	.625	0	0	.000	12	17	.706	1	4	5	8.0	2	0	8	5	0	3	22	14.7	
Santa Clara	01/07/16	*	34	7	16	.438	0	0	.000	7	10	.700	6	5	11	8.2	2	0	10	1	0	2	21	15.1	
San Francisco	01/09/16	*	34	5	12	.417	0	1	.000	3	5	.600	1	3	4	7.9	1	0	7	2	1	3	13	14.9	
at Gonzaga	01/14/16	*	29	9	18	.500	1	2	.500	1	1	1.000	0	5	5	7.8	3	0	3	2	0	1	20	15.2	
at Portland	01/16/16	*	37	4	17	.235	0	2	.000	2	2	1.000	3	7	10	7.9	1	0	6	5	0	2	10	14.9	
at Loyola Marymount	01/21/16	*	39	3	6	.500	0	0	.000	4	7	.571	4	9	13	8.2	1	0	15	6	2	5	10	14.7	
at Pepperdine	01/23/16	*	36	6	10	.600	0	0	.000	6	10	.600	4	3	7	8.1	2	0	8	3	0	1	18	14.9	
Loyola Marymount	01/28/16	*	28	3	5	.600	0	0	.000	5	9	.556	2	3	5	8.0	4	0	8	3	0	3	11	14.7	
Pepperdine	01/30/16	*	34	10	19	.526	1	2	.500	3	6	.500	1	3	4	7.8	3	0	10	4	0	1	24	15.1	
Saint Mary's	02/04/16	*	38	8	12	.667	0	1	.000	1	3	.333	2	7	9	7.8	2	0	7	3	1	2	17	15.2	
Pacific	02/06/16	*	36	2	8	.250	0	0	.000	5	8	.625	5	7	12	8.0	1	0	4	3	2	3	9	14.9	
at San Francisco	02/11/16																								
at Santa Clara	02/13/16																								
at San Diego	02/18/16																								
San Diego	02/20/16																								
Portland	02/25/16																								
Gonzaga	02/27/16																								
Totals			25	857	135	299	.452	5	26	.192	98	152	.645	63	137	200	8.0	53	0	183	84	18	55	373	14.9

#15 • JAKE TOOLSON
6-5 • 205 • SO • GUARD



GILBERT, ARIZONA
HIGHLAND HS

2015-16 SEASON HIGHS

PTS	7 vs. Weber State – 12/05/15
1st H	6 vs. Belmont – 11/28/15
2nd H	4 vs. Weber State – 12/05/15
REB	3 vs. UVU – 11/13/15, vs. ASU – 11/20/15
AST	3 vs. ASU – 11/20/15
STL	1, 3 times, last at Colorado – 12/12/15
BLK	–
FGM	3, vs. Weber St. – 12/05/15, at Utah 12/02/15
FGA	6, twice, last vs. Utah State – 12/09/15
3PM	2, twice, last vs. Belmont – 11/28/15
3PA	5 at LBSU – 11/16/15
FTM	2 vs. MVSU – 11/25/15
FTA	2 vs. MVSU – 11/25/15

CAREER

PTS	15 vs. SVU – 11/19/14
1st H	9, twice, last at San Francisco – 1/3/15
2nd H	8 vs. Chaminade – 11/25/14
REB	7 vs. SVU – 11/19/14
AST	4 vs. SVU – 11/19/14
STL	4 vs. SVU – 11/19/14
BLK	–
FGM	5 vs. SVU – 11/19/14
FGA	9, twice, last vs. Chaminade – 11/25/14
3PM	5 vs. SVU – 11/19/14
3PA	8 vs. SVU – 11/19/14
FTM	2, twice, last vs. MVSU – 11/25/15
FTA	2, twice, last vs. MVSU – 11/25/15

MISCELLANEOUS

	15-16	Career
Double-Figure Points	0 (0-0)	2 (2-0)
20-plus Points	0 (0-0)	0 (0-0)
Double-Figure Reb	0 (0-0)	0 (0-0)
Double-Doubles	0 (0-0)	0 (0-0)
3-plus Steals	0 (0-0)	1 (1-0)
3-plus Blocks	0 (0-0)	0 (0-0)
3-plus 3-point FG	0 (0-0)	2 (2-0)
Scoring Leader	0 (0-0)	1 (1-0)
Rebound Leader	0 (0-0)	1 (1-0)
Assist Leader	0 (0-0)	0 (0-0)

CAREER STATISTICS (ALL GAMES)

Year	GP	GS	Min	Avg	FG	FGA	Pct	3FG	FGA	Pct	FT	FTA	Pct	Off	Def	TR	Avg	PF	FO	A	TO	Blk	Stl	Pts	Avg
2014-15	26	0	202	7.8	21	50	.420	16	40	.400	2	2	1.000	3	34	37	1.4	18	0	12	6	0	7	60	2.3
2015-16	10	5	138	13.8	15	33	.455	7	19	.368	2	2	1.000	2	14	16	1.6	7	0	12	7	0	3	39	3.9
TOTAL	36	5	340	9.4	36	83	.434	23	59	.390	4	4	1.000	5	48	53	1.5	25	0	24	13	0	10	99	2.8

CAREER STATISTICS (CONFERENCE GAMES)

Year	GP	GS	Min	Avg	FG	FGA	Pct	3FG	FGA	Pct	FT	FTA	Pct	Off	Def	TR	Avg	PF	FO	A	TO	Blk	Stl	Pts	Avg
2014-15	14	0	119	8.5	11	29	.379	8	25	.320	2	2	1.000	1	16	17	1.2	11	0	5	4	0	2	32	2.3
TOTAL	14	0	119	8.5	11	29	.379	8	25	.320	2	2	1.000	1	16	17	1.2	11	0	5	4	0	2	32	2.3

2015-16 SEASON — PPG: 3.9 RPG: 1.6 APG: 1.2 SPG: 0.3 BPG: 0.0 FG%: .455 3FG%: .368 FT%: 1.000

2015-16 • Sophomore

- Taking a medical leave of absence from the team
- Hit two 3s for 6 points and added 2 assists at Long Beach State
- Hit 2 of 3 from 3 for 6 points and added 1 rebound and 2 assists vs. Belmont
- Scored 6 points at Utah on 3 of 5 shooting from the field

2014-15 • Freshman

- Played in 26 games
- Posted season highs of 15 points (Southern Virginia), 7 rebounds (Southern Virginia), 4 assists (Southern Virginia), 4 steals (Southern Virginia) and 5 3s (Southern Virginia)
- Scored 15 points and posted 7 boards, 4 assists and 4 steals vs. Southern Virginia
- Had 8 points, 2 assists and 1 steal at Santa Clara
- Totaled 11 points, hit 3 of 4 from 3 and added 3 boards and 1 assist at San Francisco

Before BYU

- A four-year letterman and two-time first-team all-state honoree playing for Derrick Donaldson at Highland High School
- Scored 2,007 career points at Highland and averaged 19.1 points per game
- As a senior averaged 27.3 points, 12.1 rebounds, 3.5 assists and 1.6 steals per game and hit 59 threes
- Shot .522 from the field, .380 from three and .838 from the free-throw line

- Named first-team Division I All-Arizona by AZcentral.com and first-team All-Tribune by the East Valley Tribune
- As a junior averaged 18.9 points, 8.0 rebounds, 4.0 assists, 1.6 steals and 1.0 blocks and hit 34 threes while Highland finish 18-10 overall and 11-6 in league play
- Named first-team Division I All-Arizona by AZcentral.com and first-team All-Tribune by the East Valley Tribune
- As a sophomore averaged 18.4 points, 6.3 rebounds, 1.6 assists and 1.5 steals and hit 49 threes
- Named All-Tribune honorable mention by the East Valley Tribune
- As a freshman averaged 10.2 points, 7.2 rebounds, 1.7 assists and 1.4 steals and hit 47 threes
- Played for Nevada Select during the AAU season
- Played for the Arizona Power during the AAU season

Personal

- Parents are Troy and Sheila Toolson
- Has one brother and two sisters
- Also recruited by Arizona State, Boston College, Utah State and Saint Mary's
- Nephew of former BYU great Danny Ainge

2015-16 GAME-BY-GAME

Opponent	Date	GS	Min	FG	FGA	Pct	3FG	FGA	Pct	FT	FTA	Pct	Off	Def	TR	Avg	PF	FO	A	TO	Blk	Stl	Pts	Avg	
Utah Valley	11/13/15	*	16	1	2	.500	1	2	.500	0	0	.000	0	3	3	3.0	0	0	1	0	0	0	3	3.0	
at Long Beach State	11/16/15	*	21	2	5	.400	2	5	.400	0	0	.000	0	1	1	2.0	3	0	2	1	0	0	6	4.5	
Adams State	11/20/15	*	15	1	2	.500	0	1	.000	0	0	.000	0	3	3	2.3	1	0	3	1	0	1	2	3.7	
Mississippi Valley State	11/25/15		6	0	2	.000	0	2	.000	2	2	1.000	1	1	2	2.3	0	0	2	2	0	0	2	3.3	
Belmont	11/28/15		13	2	3	.667	2	3	.667	0	0	.000	0	1	1	2.0	0	0	2	0	0	0	6	3.8	
at Utah	12/02/15		15	3	5	.600	0	1	.000	0	0	.000	1	1	2	2.0	1	0	1	1	0	0	6	4.2	
vs. Weber State	12/05/15	*	18	3	6	.500	1	2	.500	0	0	.000	0	1	1	1.9	0	0	0	0	0	1	7	4.6	
Utah State	12/09/15	*	18	2	6	.333	0	1	.000	0	0	.000	0	1	1	1.8	1	0	1	0	0	0	4	4.5	
at Colorado	12/12/15		4	0	0	.000	0	0	.000	0	0	.000	0	0	0	1.6	0	0	0	1	0	1	0	4.0	
Central Michigan	12/18/15		12	1	2	.500	1	2	.500	0	0	.000	0	2	2	1.6	1	0	0	1	0	0	3	3.9	
vs. Harvard	12/22/15																								
vs. New Mexico	12/23/15																								
vs. Northern Iowa	12/25/15																								
at Saint Mary's	12/31/15																								
at Pacific	01/02/16																								
Santa Clara	01/07/16																								
San Francisco	01/09/16																								
at Gonzaga	01/14/16																								
at Portland	01/16/16																								
at Loyola Marymount	01/21/16																								
at Pepperdine	01/23/16																								
Loyola Marymount	01/28/16																								
Pepperdine	01/30/16																								
Saint Mary's	02/04/16																								
Pacific	02/06/16																								
at San Francisco	02/11/16																								
at Santa Clara	02/13/16																								
at San Diego	02/18/16																								
San Diego	02/20/16																								
Portland	02/25/16																								
Gonzaga	02/27/16																								
Totals			5	138	15	33	.455	7	19	.368	2	2	1.000	2	14	16	1.6	7	0	12	7	0	3	39	3.9

#21 • KYLE DAVIS
6-8 • 225 • JR • FORWARD



DRAPER, UTAH
UTAH STATE

2015-16 SEASON — PPG: 13.0 RPG: 8.7 APG: 1.6 SPG: 0.9 BPG: 1.4 FG%: .540 3FG%: .500 FT%: .620

2015-16 • Junior

- Has 8 double-doubles on the season
- Scored 21 points on 8-of-11 shooting against Pacific
- Had 12 points, 11 rebounds, 2 assists, 4 blocks and 2 steals at Gonzaga
- Scored a career-best 23 points vs. Harvard and added 16 rebounds, 1 assist and 1 block
- Had 20 points on 7 of 9 shooting from the field and 6 of 7 shooting from the free throw line vs. Central Michigan
- Scored 17 points and set a BYU season-opener record with 20 rebounds against UVU ... added 3 assists, 2 blocks and a steal against the Wolverines
- Posted his third double-double with 11 points, 14 rebounds, 1 assist, 2 blocks and 1 steal vs. Belmont
- Had 14 points, 14 rebounds and a career-high 4 assists vs. Utah State
- Named WCC Player of the Week on Nov. 16, 2015

- Played as a freshman at Southern Utah in 2010-11 prior to serving a two-year LDS mission
- Averaged 8.5 points, a team-high 5.3 rebounds and 1.0 block per game and shot 55.4 percent from the field
- Posted season highs of 21 points, 14 rebounds, 5 assists and 3 blocks
- Led Alta High School to the 5A state title and was named tournament MVP in 2010
- Averaged 18.5 points, 7.6 rebounds, 1.4 blocks, 1.5 steals and 1.3 assists as a senior
- Was named 2010 5A MVP and Region 4 MVP

Personal

- Parents are Mark and Debbie Davis
- Wife's name is Kelli
- Has one brother and two sisters
- Served a mission for The Church of Jesus Christ of Latter-day Saints in Detroit

In 2014-15 • Redshirt

- Sat out 2014-15 due to NCAA transfer rules

Before BYU

- Started 27 of 29 games played in 2013-14 as a sophomore at Utah State
- Averaged 9.1 points and 7.6 rebounds, had a team-high 37 blocks and shot 50.3 percent from the field
- Posted 7 double-doubles and had season highs of 18 points, 15 rebounds (twice), 3 blocks (7 times) and 5 assists

2015-16 SEASON HIGHS

PTS	23 vs. Harvard – 12/22/15
1st H	11 vs. UVU – 11/13/15
2nd H	19 vs. Harvard – 12/22/15
REB	20 vs. UVU – 11/13/15
AST	4, twice, last vs. CMU – 12/18/1
STL	3 at Pepperdine – 01/23/16
BLK	4, twice, last at Gonzaga – 01/14/16
FGM	10 vs. Harvard – 12/22/15
FGA	14 vs. Harvard – 12/22/15
3PM	1, 4 times, last vs. Weber St. – 12/05/15
3PA	2 vs. UVU – 11/13/15
FTM	8 vs. San Francisco – 01/09/16
FTA	11 vs. San Francisco – 01/09/16

MISCELLANEOUS

	15-16	Career
Double-Figure Points	22 (15-7)	22 (15-7)
20-plus Points	4 (1-3)	4 (1-3)
Double-Figure Reb	8 (6-2)	8 (6-2)
Double-Doubles	8 (6-2)	8 (6-2)
3-plus Steals	1 (0-1)	1 (0-1)
3-plus Blocks	4 (3-1)	4 (3-1)
3-plus 3-point FG	0 (0-0)	0 (0-0)
Scoring Leader	2 (1-1)	2 (1-1)
Rebound Leader	12 (10-2)	12 (10-2)
Assist Leader	1 (0-1)	1 (0-1)

2015-16 GAME-BY-GAME

Opponent	Date	GS	Min	FG	FGA	Pct	3FG	FGA	Pct	FT	FTA	Pct	Off	Def	TR	Avg	PF	FO	A	TO	Blk	Stl	Pts	Avg	
Utah Valley	11/13/15	*	27	6	12	.500	1	2	.500	4	9	.444	2	18	20	20.0	2	0	3	6	2	1	17	17.0	
at Long Beach State	11/16/15	*	24	4	8	.500	1	1	1.000	1	3	.333	3	6	9	14.5	4	0	0	6	2	1	10	13.5	
Adams State	11/20/15	*	23	4	6	.667	0	0	.000	2	3	.667	2	8	10	13.0	2	0	1	4	0	0	10	12.3	
Mississippi Valley State	11/25/15	*	23	5	6	.833	0	0	.000	3	6	.500	2	5	7	11.5	1	0	1	1	0	0	13	12.5	
Belmont	11/28/15	*	35	5	9	.556	1	1	1.000	0	2	.000	4	10	14	12.0	1	0	1	2	2	1	11	12.2	
at Utah	12/02/15	*	33	5	8	.625	0	0	.000	2	3	.667	5	3	8	11.3	3	0	1	1	1	2	12	12.2	
vs. Weber State	12/05/15	*	38	7	11	.636	1	1	1.000	0	1	.000	1	7	8	10.9	3	0	3	0	0	1	15	12.6	
Utah State	12/09/15	*	34	6	13	.462	0	0	.000	2	2	1.000	6	8	14	11.3	1	0	4	0	1	0	14	12.8	
at Colorado	12/12/15	*	37	2	8	.250	0	0	.000	6	7	.857	3	8	11	11.2	2	0	0	0	2	0	10	12.4	
Central Michigan	12/18/15	*	24	7	9	.778	0	0	.000	6	7	.857	1	5	6	10.7	3	0	4	1	1	0	20	13.2	
vs. Harvard	12/22/15	*	41	10	14	.714	0	0	.000	3	5	.600	4	12	16	11.2	2	0	1	3	1	0	23	14.1	
vs. New Mexico	12/23/15	*	31	4	12	.333	0	1	.000	2	2	1.000	2	4	6	10.8	3	0	2	1	0	2	10	13.8	
vs. Northern Iowa	12/25/15	*	35	5	10	.500	0	0	.000	0	0	.000	3	6	9	10.6	3	0	2	6	1	1	10	13.5	
at Saint Mary's	12/31/15	*	30	6	11	.545	0	0	.000	2	4	.500	1	2	3	10.1	4	0	0	1	1	1	14	13.5	
at Pacific	01/02/16	*	20	2	6	.333	0	0	.000	0	0	.000	3	4	7	9.9	1	0	0	2	3	0	4	12.9	
Santa Clara	01/07/16	*	21	4	7	.571	0	0	.000	2	4	.500	0	4	4	9.5	2	0	2	1	0	1	10	12.7	
San Francisco	01/09/16	*	24	3	8	.375	0	0	.000	8	11	.727	5	4	9	9.5	2	0	1	2	4	1	14	12.8	
at Gonzaga	01/14/16	*	34	5	12	.417	0	1	.000	2	2	1.000	2	9	11	9.6	1	0	2	2	4	2	12	12.7	
at Portland	01/16/16	*	34	6	11	.545	1	2	.500	7	9	.778	0	6	6	9.4	5	1	2	2	2	2	20	13.1	
at Loyola Marymount	01/21/16	*	30	7	12	.583	0	0	.000	0	2	.000	5	8	13	9.6	4	0	1	1	2	0	14	13.2	
at Pepperdine	01/23/16	*	25	2	9	.222	0	1	.000	0	0	.000	4	0	4	9.3	2	0	3	3	3	3	4	12.7	
Loyola Marymount	01/28/16	*	26	9	13	.692	0	0	.000	1	2	.500	2	1	3	9.0	3	0	2	0	1	0	19	13.0	
Pepperdine	01/30/16	*	31	3	5	.600	1	1	1.000	4	6	.667	2	6	8	9.0	4	0	0	2	1	1	11	12.9	
Saint Mary's	02/04/16	*	25	4	8	.500	0	1	.000	0	0	.000	1	5	6	8.8	1	0	2	1	0	0	8	12.7	
Pacific	02/06/16	*	26	8	11	.727	0	0	.000	5	10	.500	2	3	5	8.7	4	0	1	2	1	2	21	13.0	
at San Francisco	02/11/16																								
at Santa Clara	02/13/16																								
at San Diego	02/18/16																								
San Diego	02/20/16																								
Portland	02/25/16																								
Gonzaga	02/27/16																								
Totals			25	731	129	239	.540	6	12	.500	62	100	.620	65	152	217	8.7	63	1	39	50	35	22	326	13.0

CAREER STATISTICS (ALL GAMES)

Year	GP	GS	Min	Avg	FG	FGA	Pct	3FG	FGA	Pct	FT	FTA	Pct	Off	Def	TR	Avg	PF	FO	A	TO	Blk	Stl	Pts	Avg
2015-16	25	25	731	29.2	129	239	.540	6	12	.500	62	100	.620	65	152	217	8.7	63	1	39	50	35	22	326	13.0
TOTAL	25	25	731	29.2	129	239	.540	6	12	.500	62	100	.620	65	152	217	8.7	63	1	39	50	35	22	326	13.0

CAREER STATISTICS (CONFERENCE GAMES)

Year	GP	GS	Min	Avg	FG	FGA	Pct	3FG	FGA	Pct	FT	FTA	Pct	Off	Def	TR	Avg	PF	FO	A	TO	Blk	Stl	Pts	Avg
2015-16	12	12	326	27.2	59	113	.522	2	6	.333	31	50	.620	27	52	79	6.6	33	1	16	19	22	13	151	12.6
TOTAL	12	12	326	27.2	59	113	.522	2	6	.333	31	50	.620	27	52	79	6.6	33	1	16	19	22	13	151	12.6

#24 • DAVIN GUINN
6-5 • 190 • SO • FORWARD



MURRIETA, CALIFORNIA
UC RIVERSIDE

2015-16 SEASON — PPG: 0.8 RPG: 0.8 APG: 0.3 SPG: 0.3 BPG: 0.0 FG%: .333 3FG%: .000 FT%: .500

2015-16 • Sophomore

- Has played in 4 games
- Scored his first points at BYU on a free throw and a field goal against Loyola Marymount

Before BYU

- Played his freshman season at UC Riverside in 2012-13
- Played in 20 games and started 4
- Averaged 4.4 points, 3.3 rebounds and added 8 assists, 3 blocks and 8 steals
- A three-year letter winner for Kurt Ruth and Andy Rucker at Vista Murrieta High School
- A two-time first-team All-League selection and first-team All-Valley selection
- First-team All-CIF as a senior and second-team All-CIF as a junior
- Vista Murrieta's all-time leading scorer
- Averaged 23.3 points and 9.3 rebounds as a senior
- Also ran track
- Three-time Academic All-League

Personal

- Parents are Brad and Haley Guinn
- His grandfather played at Rick's College from 1961-63
- An Eagle Scout
- Served a mission for The Church of Jesus Christ of Latter-day Saints in Mexico

2015-16 SEASON HIGHS

PTS	3 vs. LMU – 01/28/16
1st H	–
2nd H	3 vs. LMU – 01/28/16
REB	2 vs. Santa Clara – 01/07/16
AST	1 vs. Santa Clara – 01/07/16
STL	1 vs. LMU – 01/28/16
BLK	–
FGM	1 vs. LMU – 01/28/16
FGA	3 vs. LMU – 01/28/16
3PM	–
3PA	1 vs. LMU – 01/28/16
FTM	1 vs. LMU – 01/28/16
FTA	2 vs. LMU – 01/28/16

MISCELLANEOUS

	15-16	Career
Double-Figure Points	0 (0-0)	0 (0-0)
20-plus Points	0 (0-0)	0 (0-0)
Double-Figure Reb	0 (0-0)	0 (0-0)
Double-Doubles	0 (0-0)	0 (0-0)
3-plus Steals	0 (0-0)	0 (0-0)
3-plus Blocks	0 (0-0)	0 (0-0)
3-plus 3-point FG	0 (0-0)	0 (0-0)
Scoring Leader	0 (0-0)	0 (0-0)
Rebound Leader	0 (0-0)	0 (0-0)
Assist Leader	0 (0-0)	0 (0-0)

2015-16 GAME-BY-GAME

Opponent	Date	GS	Min	FG	FGA	Pct	3FG	FGA	Pct	FT	FTA	Pct	Off	Def	TR	Avg	PF	FO	A	TO	Blk	Stl	Pts	Avg	
Utah Valley	11/13/15																								
at Long Beach State	11/16/15																								
Adams State	11/20/15																								
Mississippi Valley State	11/25/15																								
Belmont	11/28/15																								
at Utah	12/02/15																								
vs. Weber State	12/05/15																								
Utah State	12/09/15																								
at Colorado	12/12/15																								
Central Michigan	12/18/15																								
vs. Harvard	12/22/15																								
vs. New Mexico	12/23/15																								
vs. Northern Iowa	12/25/15																								
at Saint Mary's	12/31/15		0+	0	0	.000	0	0	.000	0	0	.000	0	0	0	0.0	0	0	0	0	0	0	0	0.0	
at Pacific	01/02/16																								
Santa Clara	01/07/16		3	0	0	.000	0	0	.000	0	0	.000	0	2	2	1.0	0	0	1	0	0	0	0	0.0	
San Francisco	01/09/16																								
at Gonzaga	01/14/16																								
at Portland	01/16/16																								
at Loyola Marymount	01/21/16																								
at Pepperdine	01/23/16																								
Loyola Marymount	01/28/16		5	1	3	.333	0	1	.000	1	2	.500	1	0	1	1.0	0	0	0	0	0	1	3	1.0	
Pepperdine	01/30/16																								
Saint Mary's	02/04/16		0+	0	0	.000	0	0	.000	0	0	.000	0	0	0	0.8	0	0	0	0	0	0	0	0.8	
Pacific	02/06/16																								
at San Francisco	02/11/16																								
at Santa Clara	02/13/16																								
at San Diego	02/18/16																								
San Diego	02/20/16																								
Portland	02/25/16																								
Gonzaga	02/27/16																								
Totals			0	8	1	3	.333	0	1	.000	1	2	.500	1	2	3	0.8	0	0	1	0	0	1	3	0.8

CAREER STATISTICS (ALL GAMES)

Year	GP	GS	Min	Avg	FG	FGA	Pct	3FG	FGA	Pct	FT	FTA	Pct	Off	Def	TR	Avg	PF	FO	A	TO	Blk	Stl	Pts	Avg
2015-16	4	0	8	2.0	1	3	.333	0	1	.000	1	2	.500	1	2	3	0.8	0	0	1	0	0	1	3	0.8
TOTAL	4	0	8	2.0	1	3	.333	0	1	.000	1	2	.500	1	2	3	0.8	0	0	1	0	0	1	3	0.8

CAREER STATISTICS (CONFERENCE GAMES)

Year	GP	GS	Min	Avg	FG	FGA	Pct	3FG	FGA	Pct	FT	FTA	Pct	Off	Def	TR	Avg	PF	FO	A	TO	Blk	Stl	Pts	Avg
2015-16	4	0	8	2.0	1	3	.333	0	1	.000	1	2	.500	1	2	3	0.8	0	0	1	0	0	1	3	0.8
TOTAL	4	0	8	2.0	1	3	.333	0	1	.000	1	2	.500	1	2	3	0.8	0	0	1	0	0	1	3	0.8

#25 • JORDAN CHATMAN
6-5 • 195 • FR • GUARD



VANCOUVER, WASHINGTON
UNION HS

2015-16 SEASON — PPG: 2.2 RPG: 0.8 APG: 0.5 SPG: 0.0 BPG: 0.2 FG%: .377 3FG%: .258 FT%: .714

2015-16 • Freshman

- Set a new career high in rebounds with 7 against LMU, also tied his career highs with 8 points and 2 assists and made his first career steal
- Equalled his career highs with 8 points and two 3s at Saint Mary's
- Scored 8 points, hit two 3s and added 2 boards and 1 block at Long Beach State
- Had 5 points and 2 assists vs. Adams State

- Father Jeff Chatman was an honorable mention All-American for the Cougars and is eighth all-time in scoring at BYU with 1,824 career points
- Completed his associates degree while in high school
- Served a two-year mission for The Church of Jesus Christ of Latter-day Saints in Taipei, Taiwan
- Also recruited by Utah, Utah State, Washington State, Stanford, Portland and Boston College

In 2014-15 • Redshirt

- Sat out 2014-15 as a redshirt

Before BYU

- As a senior averaged 20.7 points, 6.3 rebounds, 2.7 assists and 1.9 steals while Union finished 21-8 overall, 10-1 in league play and took third in the 4A state tournament
- Named the Gatorade Washington Boys Basketball Player of the Year, MVP of the state tournament
- As a junior averaged 20 points per game
- Earned All-Greater St. Helens League honors
- As a junior, helped lead Union to the regional playoffs
- Ranked No. 2 in his class in the state of Washington
- Played for the Seattle Rotary during the AAU season

Personal

- Parents are Jeff and Leah Chatman
- Has three brothers and four sisters

2015-16 SEASON HIGHS

PTS	8, 3 times, vs. LMU – 01/28/16
1st H	6 at LBSU – 11/16/15
2nd H	8 vs. LMU – 01/28/16
REB	7 vs. LMU – 01/28/16
AST	2, 3 times, vs. LMU – 01/28/16
STL	1 vs. LMU – 01/28/16
BLK	2 vs. Pepperdine – 01/30/16
FGM	4 vs. LMU – 01/28/16
FGA	6, twice, last at Saint Mary's – 12/31/15
3PM	2, twice, last at Saint Mary's – 12/31/15
3PA	5 at LBSU – 11/16/15
FTM	2, twice, last vs. San Francisco – 01/09/16
FTA	2, 3 times, last vs. USF – 01/09/16

MISCELLANEOUS

	15-16	Career
Double-Figure Points	0 (0-0)	0 (0-0)
20-plus Points	0 (0-0)	0 (0-0)
Double-Figure Reb	0 (0-0)	0 (0-0)
Double-Doubles	0 (0-0)	0 (0-0)
3-plus Steals	0 (0-0)	0 (0-0)
3-plus Blocks	0 (0-0)	0 (0-0)
3-plus 3-point FG	0 (0-0)	0 (0-0)
Scoring Leader	0 (0-0)	0 (0-0)
Rebound Leader	1 (1-0)	1 (1-0)
Assist Leader	0 (0-0)	0 (0-0)

2015-16 GAME-BY-GAME

Opponent	Date	GS	Min	FG	FGA	Pct	3FG	FGA	Pct	FT	FTA	Pct	Off	Def	TR	Avg	PF	FO	A	TO	Blk	Stl	Pts	Avg	
Utah Valley	11/13/15		7	1	2	.500	0	1	.000	1	2	.500	1	1	2	2.0	1	0	1	1	0	0	3	3.0	
at Long Beach State	11/16/15		13	3	6	.500	2	5	.400	0	1	.000	0	2	2	2.0	2	0	0	1	1	0	8	5.5	
Adams State	11/20/15		11	2	3	.667	1	2	.500	0	0	.000	0	0	0	1.3	0	0	2	0	0	0	5	5.3	
Mississippi Valley State	11/25/15		9	0	1	.000	0	0	.000	0	0	.000	0	1	1	1.3	2	0	1	1	0	0	0	4.0	
Belmont	11/28/15		4	0	1	.000	0	1	.000	0	0	.000	0	0	0	1.0	1	0	0	1	0	0	0	3.2	
at Utah	12/02/15		2	0	0	.000	0	0	.000	0	0	.000	0	0	0	0.8	0	0	0	1	0	0	0	2.7	
vs. Weber State	12/05/15		16	1	2	.500	0	1	.000	0	0	.000	0	0	0	0.7	1	0	1	1	0	0	2	2.6	
Utah State	12/09/15																								
DNP																									
at Colorado	12/12/15		2	0	0	.000	0	0	.000	0	0	.000	0	0	0	0.6	0	0	0	0	0	0	0	2.3	
Central Michigan	12/18/15		0	0	0	.000	0	0	.000	0	0	.000	0	0	0	0.6	0	0	0	0	0	0	0	2.0	
vs. Harvard	12/22/15		7	1	1	1.000	0	0	.000	0	0	.000	0	1	1	0.6	0	0	0	0	0	0	2	2.0	
vs. New Mexico	12/23/15		3	0	0	.000	0	0	.000	0	0	.000	0	0	0	0.5	0	0	0	2	0	0	0	1.8	
vs. Northern Iowa	12/25/15		4	1	1	1.000	1	1	1.000	0	0	.000	0	1	1	0.6	0	0	1	0	0	0	3	1.9	
at Saint Mary's	12/31/15		12	3	6	.500	2	2	1.000	0	0	.000	0	1	1	0.6	1	0	0	0	0	0	8	2.4	
at Pacific	01/02/16		3	0	0	.000	0	0	.000	2	2	1.000	0	0	0	0.6	0	0	0	0	0	0	2	2.4	
Santa Clara	01/07/16		14	1	4	.250	1	4	.250	0	0	.000	0	1	1	0.6	1	0	1	0	0	0	3	2.4	
San Francisco	01/09/16		12	1	3	.333	1	3	.333	2	2	1.000	1	1	2	0.7	0	0	0	0	0	0	5	2.6	
at Gonzaga	01/14/16		19	1	3	.333	0	2	.000	0	0	.000	0	0	0	0.6	3	0	0	1	0	0	2	2.5	
at Portland	01/16/16		10	0	5	.000	0	1	.000	0	0	.000	0	1	1	0.7	2	0	0	0	1	0	0	2.4	
at Loyola Marymount	01/21/16		7	0	3	.000	0	2	.000	0	0	.000	0	1	1	0.7	1	0	2	1	0	0	0	2.3	
at Pepperdine	01/23/16		5	0	2	.000	0	1	.000	0	0	.000	0	0	0	0.7	0	0	0	0	0	0	0	2.2	
Loyola Marymount	01/28/16		20	4	5	.800	0	1	.000	0	0	.000	0	7	7	1.0	1	0	2	2	0	1	8	2.4	
Pepperdine	01/30/16		17	1	3	.333	0	2	.000	0	0	.000	0	0	0	0.9	2	0	1	1	2	0	2	2.4	
Saint Mary's	02/04/16		2	0	1	.000	0	1	.000	0	0	.000	0	0	0	0.9	0	0	0	0	0	0	0	2.3	
Pacific	02/06/16		6	0	1	.000	0	1	.000	0	0	.000	0	0	0	0.8	2	0	0	1	0	0	0	2.2	
at San Francisco	02/11/16																								
at Santa Clara	02/13/16																								
at San Diego	02/18/16																								
San Diego	02/20/16																								
Portland	02/25/16																								
Gonzaga	02/27/16																								
Totals			0	205	20	53	.377	8	31	.258	5	7	.714	2	18	20	0.8	20	0	12	14	4	1	53	2.2

CAREER STATISTICS (ALL GAMES)

Year	GP	GS	Min	Avg	FG	FGA	Pct	3FG	FGA	Pct	FT	FTA	Pct	Off	Def	TR	Avg	PF	FO	A	TO	Blk	Stl	Pts	Avg
2015-16	24	0	205	8.5	20	53	.377	8	31	.258	5	7	.714	2	18	20	0.8	20	0	12	14	4	1	53	2.2
TOTAL	24	0	205	8.5	20	53	.377	8	31	.258	5	7	.714	2	18	20	0.8	20	0	12	14	4	1	53	2.2

CAREER STATISTICS (CONFERENCE GAMES)

Year	GP	GS	Min	Avg	FG	FGA	Pct	3FG	FGA	Pct	FT	FTA	Pct	Off	Def	TR	Avg	PF	FO	A	TO	Blk	Stl	Pts	Avg
2015-16	12	0	127	10.6	11	36	.306	4	20	.200	4	4	1.000	1	12	13	1.1	13	0	6	6	3	1	30	2.5
TOTAL	12	0	127	10.6	11	36	.306	4	20	.200	4	4	1.000	1	12	13	1.1	13	0	6	6	3	1	30	2.5

#31 • BRAIDEN SHAW
6-9 • 210 • FR • FORWARD



EAGLE, IDAHO
EAGLE HS

2015-16 SEASON — PPG: 0.7 RPG: 0.4 APG: 0.2 SPG: 0.2 BPG: 0.0 FG%: .400 3FG%: .000 FT%: .625

2015-16 • Freshman

- Had 2 points, 1 assist and 1 steal against Santa Clara
- Totaled 2 points and 2 rebounds against Utah Valley
- Posted 3 points, 2 rebounds and 1 steal vs. Adams State

Before BYU

- Played for Tom Seifert at Eagle High School
- Named second-team 5A All-Southern Idaho by the Idaho Statesman as a senior
- Averaged 15 points, 11 rebounds, 4 assists and 2 blocks as a senior
- Named the top recruit in the state of Idaho in the class of 2013 by ESPN.com
- Named to the 5A All-State Second Team by the Idaho Statesman
- Earned All-Southern Idaho Conference and SIC All-Academic Team honors
- Averaged 14 points and 9 rebounds as a junior at Eagle High School
- Also recruited by Boise State, Utah State and Utah
- Played for Hoop Dreams Idaho travel team coached by Ed Boyce

Personal

- Served a mission for The Church of Jesus Christ of Latter-Day Saints in Sacramento
- Father Kelly Shaw played for BYU's junior varsity squad in the 1980s

2015-16 SEASON HIGHS

PTS	3 vs. ASU – 11/20/15
1st H	2 at Gonzaga – 01/14/16
2nd H	3 vs. ASU – 11/20/15
REB	2 vs. UVU – 11/13/15, vs. ASU – 11/20/15
AST	1, twice, last vs. Santa Clara – 01/07/16
STL	1, twice, last vs. Santa Clara – 01/07/16
BLK	–
FGM	1, twice, last vs. Santa Clara – 01/07/16
FGA	2 vs. ASU – 11/20/15
3PM	–
3PA	–
FTM	2, twice, last at Gonzaga – 01/14/16
FTA	4 vs. UVU – 11/13/15

MISCELLANEOUS

	15-16	Career
Double-Figure Points	0 (0-0)	0 (0-0)
20-plus Points	0 (0-0)	0 (0-0)
Double-Figure Reb	0 (0-0)	0 (0-0)
Double-Doubles	0 (0-0)	0 (0-0)
3-plus Steals	0 (0-0)	0 (0-0)
3-plus Blocks	0 (0-0)	0 (0-0)
3-plus 3-point FG	0 (0-0)	0 (0-0)
Scoring Leader	0 (0-0)	0 (0-0)
Rebound Leader	0 (0-0)	0 (0-0)
Assist Leader	0 (0-0)	0 (0-0)

2015-16 GAME-BY-GAME

Opponent	Date	GS	Min	FG	FGA	Pct	3FG	FGA	Pct	FT	FTA	Pct	Off	Def	TR	Avg	PF	FO	A	TO	Blk	Stl	Pts	Avg	
Utah Valley	11/13/15		5	0	0	.000	0	0	.000	2	4	.500	0	2	2	2.0	0	0	0	0	0	0	2	2.0	
at Long Beach State	11/16/15																								
Adams State	11/20/15		5	1	2	.500	0	0	.000	1	2	.500	0	2	2	2.0	1	0	0	0	0	1	3	2.5	
Mississippi Valley State	11/25/15																								
Belmont	11/28/15																								
at Utah	12/02/15																								
vs. Weber State	12/05/15		4	0	0	.000	0	0	.000	0	0	.000	0	0	0	1.3	1	0	0	0	0	0	0	1.7	
Utah State	12/09/15		2	0	0	.000	0	0	.000	0	0	.000	0	0	0	1.0	0	0	0	0	0	0	0	1.3	
at Colorado	12/12/15		3	0	1	.000	0	0	.000	0	0	.000	0	1	1	1.0	0	0	0	0	0	0	0	1.0	
Central Michigan	12/18/15																								
vs. Harvard	12/22/15																								
vs. New Mexico	12/23/15		6	0	0	.000	0	0	.000	0	0	.000	0	0	0	0.8	0	0	1	0	0	0	0	0.8	
vs. Northern Iowa	12/25/15																								
at Saint Mary's	12/31/15		0+	0	0	.000	0	0	.000	0	0	.000	0	0	0	0.7	0	0	0	0	0	0	0	0.7	
at Pacific	01/02/16		1	0	0	.000	0	0	.000	0	0	.000	0	0	0	0.6	1	0	0	0	0	0	0	0.6	
Santa Clara	01/07/16		5	1	1	1.000	0	0	.000	0	0	.000	0	0	0	0.6	1	0	1	1	0	1	2	0.8	
San Francisco	01/09/16																								
at Gonzaga	01/14/16		1	0	0	.000	0	0	.000	2	2	1.000	0	0	0	0.5	0	0	0	0	0	0	2	0.9	
at Portland	01/16/16																								
at Loyola Marymount	01/21/16		1	0	0	.000	0	0	.000	0	0	.000	0	0	0	0.5	1	0	0	0	0	0	0	0.8	
at Pepperdine	01/23/16																								
Loyola Marymount	01/28/16		4	0	1	.000	0	0	.000	0	0	.000	0	0	0	0.4	0	0	0	0	0	0	0	0.8	
Pepperdine	01/30/16																								
Saint Mary's	02/04/16		0+	0	0	.000	0	0	.000	0	0	.000	0	0	0	0.4	0	0	0	0	0	0	0	0.7	
Pacific	02/06/16																								
at San Francisco	02/11/16																								
at Santa Clara	02/13/16																								
at San Diego	02/18/16																								
San Diego	02/20/16																								
Portland	02/25/16																								
Gonzaga	02/27/16																								
Totals			0	37	2	5	.400	0	0	.000	5	8	.625	0	5	5	0.4	5	0	2	1	0	2	9	0.7

CAREER STATISTICS (ALL GAMES)

Year	GP	GS	Min	Avg	FG	FGA	Pct	3FG	FGA	Pct	FT	FTA	Pct	Off	Def	TR	Avg	PF	FO	A	TO	Blk	Stl	Pts	Avg
2015-16	12	0	37	3.1	2	5	.400	0	0	.000	5	8	.625	0	5	5	0.4	5	0	2	1	0	2	9	0.8
TOTAL	12	0	37	3.1	2	5	.400	0	0	.000	5	8	.625	0	5	5	0.4	5	0	2	1	0	2	9	0.8

CAREER STATISTICS (CONFERENCE GAMES)

Year	GP	GS	Min	Avg	FG	FGA	Pct	3FG	FGA	Pct	FT	FTA	Pct	Off	Def	TR	Avg	PF	FO	A	TO	Blk	Stl	Pts	Avg
2015-16	7	0	12	1.7	1	2	.500	0	0	.000	2	2	1.000	0	0	0	0.0	3	0	1	1	0	1	4	0.6
TOTAL	7	0	12	1.7	1	2	.500	0	0	.000	2	2	1.000	0	0	0	0.0	3	0	1	1	0	1	4	0.6

#33 • NATE AUSTIN
6-11 • 245 • SR • FORWARD



ALPINE, UTAH
LONE PEAK HS

2015-16 SEASON — PPG: 2.6 RPG: 5.3 APG: 0.7 SPG: 0.4 BPG: 0.5 FG%: .551 3FG%: .000 FT%: .571

2015-16 • Senior

- A team captain
- Totaled 7 points, 11 rebounds, 1 steal at home vs. Loyla Marymount
- Scored a season-best 9 points at Loyola Marymount
- Posted 6 points and a season-high 14 rebounds and tied his season high with 2 assists at Saint Mary's
- Totaled 4 points, 5 rebounds, 2 assists and 1 steal vs. Adams State
- Had 2 points, 7 boards and a block vs. MVSU

In 2014-15 • Medical Redshirt

- Started all 10 games played
- Posted season highs of 8 points (Arkansas-Little Rock), 11 rebounds (Arkansas-Little Rock), 3 assists (twice), 2 steals (Arkansas-Little Rock) and 2 blocks (Long Beach State)
- Had 6 points, 9 rebounds, 3 assist and 2 blocks vs. Long Beach State
- Totaled 8 points, 11 rebounds and 2 steals vs. Arkansas-Little Rock
- Posted 5 points, 9 rebounds, 1 assist and 1 steal at Utah State
- Suffered a season-ending hamstring injury vs. Utah on Dec. 10, 2014
- Led the team in rebounds 3 times

In 2013-14 • Junior

- Ranked 53rd in the nation in total rebounds and 97th in rebounds per game
- Ranked 4th in the WCC in rebounding, 4th in offensive rebounds, 4th in defensive rebounds and 9th in blocks
- In the BYU record book, totaled the 3rd most offensive rebounds in a season, 2nd most personal fouls in a season and 5th most games started in a season

In 2012-13 • Sophomore

- Was 17th in the WCC in rebounding, 13th in blocked shots, 9th in offensive rebounds
- Played in all 36 games and started 7, including the last 5-straight
- Posted season highs of 9 points (at Gonzaga, vs. Baylor), 11 rebounds (vs. Baylor), 4 assists (vs. Eastern New Mexico), 3 steals (at Iowa State) and 3 blocks (twice)

In 2011-12 • Freshman

- Played in every game this season and started 1 game
- Posted season highs of 15 points, 10 rebounds, 3 assists and 2 blocks
- Tied for 10th in the WCC in offensive rebounds in league games

Before BYU

- Helped Lone Peak to a 22-3 record as a senior
- Earned first-team all-state honors as a senior
- Averaged 11.5 points while helping the Knights to a trip to the state title game in 2009
- Helped Lone Peak win the 2008 state title
- Played with fellow Cougars Tyler Haws and Josh Sharp at Lone Peak
- Coached by Quincy Lewis

Personal

- Parents are Randy and Leslie Austin
- Served a mission for The Church of Jesus Christ of Latter-day Saints in McAllen, Texas

2015-16 SEASON HIGHS

PTS	9 at LMU – 01/21/16
1st H	6 at Saint Mary's – 12/31/15
2nd H	5 at LMU – 01/21/16
REB	14 at Saint Mary's – 12/31/15
AST	2, 4 times, last at Saint Mary's – 12/31/15
STL	3 at LMU – 01/21/16
BLK	3 at Pacific – 01/02/16
FGM	4 at LMU – 01/21/16
FGA	5 at LMU – 01/21/16
3PM	–
3PA	1 at Utah – 12/02/15
FTM	3 at Portland – 01/16/16
FTA	5 at Portland – 01/16/16

CAREER

PTS	15 vs. Weber State – 12/07/11
1st H	9, twice, last vs. Baylor – 4/2/13
2nd H	13 vs. Weber State – 12/7/11
REB	16 vs. San Francisco – 2/08/14
AST	4, twice, last vs. PVAMU – 12/11/13
STL	4 vs. Prairie View A&M – 12/11/13
BLK	3, 4 times, last at Pacific – 01/02/16
FGM	7 vs. Weber State – 12/07/11
FGA	8 vs. Weber State – 12/07/11
3PM	1, 13 times, last vs. LBSU – 11/14/14
3PA	2, 15 times, last at Utah State – 12/2/14
FTM	5, 3 times, last at San Diego – 3/1/14
FTA	6, 3 times, last vs. Saint Mary's – 2/1/14

MISCELLANEOUS

	15-16	Career
Double-Figure Points	0 (0-0)	4 (4-0)
20-plus Points	0 (0-0)	0 (0-0)
Double-Figure Reb	4 (1-3)	17 (8-9)
Double-Doubles	0 (0-0)	1 (1-0)
3-plus Steals	1 (1-0)	3 (2-1)
3-plus Blocks	1 (1-0)	4 (3-1)
3-plus 3-point FG	0 (0-0)	0 (0-0)
Scoring Leader	0 (0-0)	0 (0-0)
Rebound Leader	5 (2-3)	32 (21-11)
Assist Leader	0 (0-0)	1 (1-0)

CAREER STATISTICS (ALL GAMES)

Year	GP	GS	Min	Avg	FG	FGA	Pct	3FG	FGA	Pct	FT	FTA	Pct	Off	Def	TR	Avg	PF	FO	A	TO	Blk	Stl	Pts	Avg
2011-12	35	1	450	12.9	58	107	.542	7	23	.304	20	39	.513	53	79	132	3.8	95	6	19	20	15	9	143	4.1
2012-13	36	7	631	17.5	52	109	.477	3	15	.200	24	41	.585	77	88	165	4.6	92	5	20	21	23	21	131	3.6
2013-14	35	35	934	26.7	48	88	.545	2	4	.500	34	52	.654	90	188	278	7.9	119	6	32	38	31	26	132	3.8
2014-15	10	10	197	19.7	9	18	.500	1	5	.200	11	14	.786	15	41	56	5.6	22	2	9	3	2	7	30	3.0
2015-16	25	12	441	17.6	27	49	.551	0	1	.000	12	21	.571	46	87	133	5.3	74	1	17	15	13	9	66	2.6
TOTAL	141	65	2653	18.8	194	371	.523	13	48	.271	101	167	.605	281	483	764	5.4	402	20	97	97	84	72	502	3.6

CAREER STATISTICS (CONFERENCE GAMES)

Year	GP	GS	Min	Avg	FG	FGA	Pct	3FG	FGA	Pct	FT	FTA	Pct	Off	Def	TR	Avg	PF	FO	A	TO	Blk	Stl	Pts	Avg
2011-12	16	1	230	14.4	28	52	.538	2	10	.200	12	22	.545	33	36	69	4.3	48	4	9	8	5	5	70	4.4
2012-13	16	0	281	17.6	20	39	.513	1	8	.125	7	15	.467	29	39	68	4.3	41	2	8	9	10	9	48	3.0
2013-14	18	18	505	28.1	24	42	.571	0	0	.000	21	32	.656	50	94	144	8.0	59	3	13	21	15	9	69	3.8
2015-16	12	10	239	19.9	18	28	.643	0	0	.000	10	15	.667	32	50	82	6.8	37	1	7	10	8	5	46	3.8
TOTAL	62	29	1255	20.2	90	161	.559	3	18	.167	50	84	.595	144	219	363	5.9	185	10	37	48	38	28	233	3.8

#34 • JAKOB HARTSOCK
6-8 • 205 • FR • FORWARD



BARTLESVILLE, OKLAHOMA
BARTLESVILLE HS

2015-16 SEASON — PPG: 1.9 RPG: 1.4 APG: 0.1 SPG: 0.1 BPG: 0.0 FG%: .300 3FG%: .333 FT%: .000

2015-16 • Freshman

- Has hit a 3-pointer in his last 5 games played
- Set new career highs with 9 points, 3 3-pointers and 1 steal while grabbing 4 boards vs. Pepperdine
- Scored 3 points and grabbed 5 rebounds against LMU
- Scored 2 points and added 4 rebounds against UVU

- Brother Nate played two seasons at Oklahoma Wesleyan University and brother Jeremiah played at the University of Missouri-Kansas City
- Sister-in-law Lindsay Hartsock (Ben's wife) was a middle blocker for the BYU women's volleyball team and was the MWC Player of the Year in 2006
- Sister-in-law Kendalyn (Noah's wife) was a libero for the BYU women's volleyball team and led the team in digs in 2010 and 2011
- Also recruited by Missouri State, Utah and Utah State

Before BYU

- Played for Tim Bart at Bartlesville High School
- Averaged 18.6 points as a senior while leading Bartlesville High School to a 16-7 record and the Class 6A area playoffs
- Selected to the Oklahoma Coaches Association All-State Large East Boys Basketball Team
- Ranked the third best player in the class of 2013 in the state of Oklahoma and No. 56 among power forwards nationally by ESPN.com
- As a junior averaged 20 points, 7 rebounds and 2 blocks per game while shooting .496 from the field, .366 from three and .780 from the free throw line
- Named third-team all-state by Tulsa World
- Led Bartlesville to a record of 22-4 and a trip to the 6A state tournament

Personal

- Parents are David and Leslie Hartsock
- Served a mission for The Church of Jesus Christ of Latter-day Saints in Las Vegas
- Has five brothers and one sister
- Brother Noah was an All-WCC forward for the Cougars

2015-16 SEASON HIGHS

PTS	9 vs. Pepperdine – 01/30/16
1st H	9 vs. Pepperdine – 01/30/16
2nd H	3, twice, last vs. LMU – 01/28/16
REB	5 vs. LMU – 01/28/16
AST	1 vs. ASU – 11/20/15
STL	1 vs. Pepperdine – 01/30/16
BLK	–
FGM	3 vs. Pepperdine – 01/30/16
FGA	7 vs. Pepperdine – 01/30/16
3PM	3 vs. Pepperdine – 01/30/16
3PA	6 vs. Pepperdine – 01/30/16
FTM	–
FTA	–

MISCELLANEOUS

	15-16	Career
Double-Figure Points	0 (0-0)	0 (0-0)
20-plus Points	0 (0-0)	0 (0-0)
Double-Figure Reb	0 (0-0)	0 (0-0)
Double-Doubles	0 (0-0)	0 (0-0)
3-plus Steals	0 (0-0)	0 (0-0)
3-plus Blocks	0 (0-0)	0 (0-0)
3-plus 3-point FG	1 (1-0)	1 (1-0)
Scoring Leader	0 (0-0)	0 (0-0)
Rebound Leader	0 (0-0)	0 (0-0)
Assist Leader	0 (0-0)	0 (0-0)

2015-16 GAME-BY-GAME

Opponent	Date	GS	Min	FG	FGA	Pct	3FG	FGA	Pct	FT	FTA	Pct	Off	Def	TR	Avg	PF	FO	A	TO	Blk	Stl	Pts	Avg
Utah Valley	11/13/15		15	1	4	.250	0	2	.000	0	0	.000	1	3	4	4.0	4	0	0	1	0	0	2	2.0
at Long Beach State	11/16/15		1	0	0	.000	0	0	.000	0	0	.000	0	0	0	0.0	0	0	0	0	0	0	0	0.0
Adams State	11/20/15		7	0	3	.000	0	1	.000	0	0	.000	0	1	1	1.7	1	0	1	0	0	0	0	0.7
Mississippi Valley State	11/25/15																							
Belmont	11/28/15																							
at Utah	12/02/15		2	0	0	.000	0	0	.000	0	0	.000	0	0	0	1.3	0	0	0	0	0	0	0	0.5
vs. Weber State	12/05/15																							
Utah State	12/09/15		0	0	0	.000	0	0	.000	0	0	.000	0	1	1	1.2	0	0	0	0	0	0	0	0.4
at Colorado	12/12/15		2	0	0	.000	0	0	.000	0	0	.000	0	0	0	1.0	1	0	0	0	0	0	0	0.3
Central Michigan	12/18/15																							
vs. Harvard	12/22/15																							
vs. New Mexico	12/23/15		2	0	0	.000	0	0	.000	0	0	.000	0	1	1	1.0	0	0	0	0	0	0	0	0.3
vs. Northern Iowa	12/25/15																							
at Saint Mary's	12/31/15		0+	0	1	.000	0	1	.000	0	0	.000	0	0	0	0.9	0	0	0	0	0	0	0	0.3
at Pacific	01/02/16		0	0	0	.000	0	0	.000	0	0	.000	0	0	0	0.8	0	0	0	0	0	0	0	0.2
Santa Clara	01/07/16		4	1	3	.333	1	3	.333	0	0	.000	0	1	1	0.8	0	0	0	0	0	0	3	0.5
San Francisco	01/09/16																							
at Gonzaga	01/14/16																							
at Portland	01/16/16																							
at Loyola Marymount	01/21/16																							
at Pepperdine	01/23/16																							
Loyola Marymount	01/28/16		16	1	4	.250	1	4	.250	0	0	.000	0	5	5	1.2	3	0	0	1	0	0	3	0.7
Pepperdine	01/30/16		16	3	7	.429	3	6	.500	0	0	.000	1	3	4	1.4	0	0	0	0	0	1	9	1.4
Saint Mary's	02/04/16	*	10	1	2	.500	1	2	.500	0	0	.000	0	2	2	1.5	3	0	0	1	0	0	3	1.5
Pacific	02/06/16	*	14	2	6	.333	2	5	.400	0	0	.000	1	0	1	1.4	1	0	0	0	0	0	6	1.9
at San Francisco	02/11/16																							
at Santa Clara	02/13/16																							
at San Diego	02/18/16																							
San Diego	02/20/16																							
Portland	02/25/16																							
Gonzaga	02/27/16																							
Totals			2	89	9	.300	8	24	.333	0	0	.000	3	17	20	1.4	13	0	1	3	0	1	26	1.9


CAREER STATISTICS (ALL GAMES)

Year	GP	GS	Min	Avg	FG	FGA	Pct	3FG	FGA	Pct	FT	FTA	Pct	Off	Def	TR	Avg	PF	FO	A	TO	Blk	Stl	Pts	Avg
2015-16	14	2	89	6.4	9	30	.300	8	24	.333	0	0	.000	3	17	20	1.4	13	0	1	3	0	1	26	1.9
TOTAL	14	2	89	6.4	9	30	.300	8	24	.333	0	0	.000	3	17	20	1.4	13	0	1	3	0	1	26	1.9

CAREER STATISTICS (CONFERENCE GAMES)

Year	GP	GS	Min	Avg	FG	FGA	Pct	3FG	FGA	Pct	FT	FTA	Pct	Off	Def	TR	Avg	PF	FO	A	TO	Blk	Stl	Pts	Avg
2015-16	7	2	60	8.6	8	23	.348	8	21	.381	0	0	.000	2	11	13	1.9	7	0	0	2	0	1	24	3.4
TOTAL	7	2	60	8.6	8	23	.348	8	21	.381	0	0	.000	2	11	13	1.9	7	0	0	2	0	1	24	3.4

#40 • JAMAL AYTES
6-6 • 235 • SO • FORWARD



SAN DIEGO, CALIFORNIA
UNLV

2015-16 SEASON — PPG: 3.6 RPG: 1.9 APG: 0.1 SPG: 0.1 BPG: 0.1 FG%: .545 3FG%: .000 FT%: .450

2015-16 • Sophomore

- Made BYU debut at Long Beach State and shot 4 of 5 from the field for 8 points and added 4 rebounds
- Totaled 11 points on 5 of 7 shooting and added 1 assist vs. Adams State
- Hit 3 of 3 from the field and 3 of 4 from the free throw line for 9 points to go with 6 boards vs. New Mexico

Personal

- Son of Franklin and Jacqueline Aytes
- Has six siblings: Franklin, Candace, Bianca, Rashaun, Malik and Jazzele

In 2013-14 • Freshman/Transfer

- Played the fall semester at UNLV
- Transferred to BYU in January 2014 and sat out the rest of the season due to NCAA transfer rules

In 2014-15 • Redshirt

- Missed the season due to an ankle injury

Before BYU

- Played for Joedy Gardner at JSerra Catholic High School in San Juan Capistrano, Calif.
- As a senior, averaged 17 points and 10 rebounds
- Named to the All-CIF Southern Division 4AA Team
- Ranked No. 66 nationally among power forwards by ESPN.com in the class of 2013
- Played AAU ball for the Dream Vision, coached by Clayton Williams
- Named MVP at the adidas Exclusive Run
- Played for UNLV in the fall of 2013 and averaged 2.8 points in 9.3 minutes

2015-16 SEASON HIGHS

PTS	11 vs. ASU – 11/20/15
1st H	4 at Pacific – 01/02/16
2nd H	9 vs. ASU – 11/20/15
REB	6 vs. New Mexico – 12/23/15
AST	1, twice, last vs. Harvard – 12/22/15
STL	1 vs. Santa Clara – 01/07/16
BLK	1 vs. Santa Clara – 01/07/16
FGM	5 vs. ASU – 11/20/15
FGA	7 vs. ASU – 11/20/15
3PM	–
3PA	–
FTM	3, twice, last vs. New Mexico – 12/23/15
FTA	4, twice, last vs. New Mexico – 12/23/15

MISCELLANEOUS

	15-16	Career
Double-Figure Points	1 (1-0)	1 (1-0)
20-plus Points	0 (0-0)	0 (0-0)
Double-Figure Reb	0 (0-0)	0 (0-0)
Double-Doubles	0 (0-0)	0 (0-0)
3-plus Steals	0 (0-0)	0 (0-0)
3-plus Blocks	0 (0-0)	0 (0-0)
3-plus 3-point FG	0 (0-0)	0 (0-0)
Scoring Leader	0 (0-0)	0 (0-0)
Rebound Leader	1 (1-0)	1 (1-0)
Assist Leader	0 (0-0)	0 (0-0)

2015-16 GAME-BY-GAME

Opponent	Date	GS	Min	FG	FGA	Pct	3FG	FGA	Pct	FT	FTA	Pct	Off	Def	TR	Avg	PF	FO	A	TO	Blk	Stl	Pts	Avg	
Utah Valley	11/13/15																								
DNP																									
at Long Beach State	11/16/15		14	4	5	.800	0	0	.000	0	2	.000	2	2	4	4.0	3	0	0	2	0	0	8	8.0	
Adams State	11/20/15		18	5	7	.714	0	0	.000	1	3	.333	0	0	0	2.0	2	0	1	1	0	0	11	9.5	
Mississippi Valley State	11/25/15		11	1	2	.500	0	0	.000	3	4	.750	0	1	1	1.7	3	0	0	0	0	0	5	8.0	
Belmont	11/28/15		12	1	1	1.000	0	0	.000	0	0	.000	0	1	1	1.5	3	0	0	2	0	0	2	6.5	
at Utah	12/02/15		3	0	0	.000	0	0	.000	0	0	.000	0	0	0	1.2	1	0	0	0	0	0	0	5.2	
vs. Weber State	12/05/15																								
DNP																									
Utah State	12/09/15																								
DNP																									
at Colorado	12/12/15																								
Central Michigan	12/18/15																								
DNP																									
vs. Harvard	12/22/15		20	3	6	.500	0	0	.000	0	2	.000	1	0	1	1.2	3	0	1	1	0	0	6	5.3	
vs. New Mexico	12/23/15		21	3	3	1.000	0	0	.000	3	4	.750	2	4	6	1.9	4	0	0	1	0	0	9	5.9	
vs. Northern Iowa	12/25/15		19	3	6	.500	0	0	.000	0	0	.000	0	3	3	2.0	1	0	0	0	0	0	6	5.9	
at Saint Mary's	12/31/15		9	1	1	1.000	0	0	.000	0	0	.000	1	0	1	1.9	0	0	0	0	0	0	2	5.4	
at Pacific	01/02/16		10	2	6	.333	0	0	.000	0	1	.000	0	2	2	1.9	2	0	0	1	0	0	4	5.3	
Santa Clara	01/07/16		14	1	3	.333	0	0	.000	1	2	.500	1	3	4	2.1	1	0	0	1	1	1	3	5.1	
San Francisco	01/09/16		3	0	1	.000	0	0	.000	0	0	.000	0	0	0	1.9	1	0	0	1	0	0	0	4.7	
at Gonzaga	01/14/16		7	0	1	.000	0	0	.000	0	0	.000	0	4	4	2.1	1	0	0	1	0	0	0	4.3	
at Portland	01/16/16		3	0	1	.000	0	0	.000	0	0	.000	2	0	2	2.1	1	0	0	2	0	0	0	4.0	
at Loyola Marymount	01/21/16		1	0	0	.000	0	0	.000	0	0	.000	0	0	0	1.9	0	0	0	2	0	0	0	3.7	
at Pepperdine	01/23/16																								
DNP																									
Loyola Marymount	01/28/16		4	0	1	.000	0	0	.000	1	2	.500	0	1	1	1.9	3	0	0	1	0	0	1	3.6	
Pepperdine	01/30/16																								
DNP																									
Saint Mary's	02/04/16																								
DNP																									
Pacific	02/06/16																								
DNP																									
at San Francisco	02/11/16																								
at Santa Clara	02/13/16																								
at San Diego	02/18/16																								
San Diego	02/20/16																								
Portland	02/25/16																								
Gonzaga	02/27/16																								
Totals			0	169	24	44	.545	0	0	.000	9	20	.450	9	21	30	1.9	29	0	2	16	1	1	57	3.6

CAREER STATISTICS (ALL GAMES)

Year	GP	GS	Min	Avg	FG	FGA	Pct	3FG	FGA	Pct	FT	FTA	Pct	Off	Def	TR	Avg	PF	FO	A	TO	Blk	Stl	Pts	Avg
2015-16	16	0	169	10.6	24	44	.545	0	0	.000	9	20	.450	9	21	30	1.9	29	0	2	16	1	1	57	3.6
TOTAL	16	0	169	10.6	24	44	.545	0	0	.000	9	20	.450	9	21	30	1.9	29	0	2	16	1	1	57	3.6

CAREER STATISTICS (CONFERENCE GAMES)

Year	GP	GS	Min	Avg	FG	FGA	Pct	3FG	FGA	Pct	FT	FTA	Pct	Off	Def	TR	Avg	PF	FO	A	TO	Blk	Stl	Pts	Avg
2015-16	8	0	51	6.4	4	14	.286	0	0	.000	2	5	.400	4	10	14	1.8	9	0	0	9	1	1	10	1.3
TOTAL	8	0	51	6.4	4	14	.286	0	0	.000	2	5	.400	4	10	14	1.8	9	0	0	9	1	1	10	1.3

#44 • CORBIN KAUFUSI
6-10 • 255 • SO • CENTER



PROVO, UTAH
TIMPVIEW HS

2015-16 SEASON HIGHS

PTS	17 at LBSU – 11/16/15
1st H	9, twice, last vs. MVSU – 11/25/15
2nd H	8 at LBSU – 11/16/15
REB	10 at LBSU – 11/16/15
AST	1, 6 times, last vs. San Francisco – 1/9/16
STL	2 vs. Weber State – 12/05/15
BLK	4, twice, last vs. MVSU – 11/25/15
FGM	7 at LBSU – 11/16/15, vs. ASU – 11/20/15
FGA	10 at LBSU – 11/16/15
3PM	—
3PA	—
FTM	8 vs. Pepperdine – 01/30/16
FTA	10 vs. Pepperdine – 01/30/16

CAREER

PTS	17 at LBSU – 11/16/15
1st H	9, twice, last vs. MVSU – 11/25/15
2nd H	8 vs. Chaminade – 11/25/14, at LBSU – 11/16/15
REB	10 at LBSU – 11/16/15
AST	1, 9 times, last vs. San Francisco – 1/9/16
STL	2, 4 times, last vs. Weber St. – 12/05/15
BLK	4, 3 times, last vs. MVSU – 11/25/15
FGM	7 at LBSU – 11/16/15, vs. ASU – 11/20/15
FGA	10 at LBSU – 11/16/15
3PM	—
3PA	—
FTM	8 vs. Pepperdine – 01/30/16
FTA	10 vs. Pepperdine – 01/30/16

MISCELLANEOUS

	15-16	Career
Double-Figure Points	6 (5-1)	6 (5-1)
20-plus Points	0 (0-0)	0 (0-0)
Double-Figure Reb	1 (0-1)	1 (0-1)
Double-Doubles	1 (0-1)	1 (0-1)
3-plus Steals	0 (0-0)	0 (0-0)
3-plus Blocks	3 (2-1)	6 (5-1)
3-plus 3-point FG	0 (0-0)	0 (0-0)
Scoring Leader	1 (0-1)	1 (0-1)
Rebound Leader	0 (0-0)	1 (0-1)
Assist Leader	0 (0-0)	0 (0-0)

CAREER STATISTICS (ALL GAMES)

Year	GP	GS	Min	Avg	FG	FGA	Pct	3FG	FGA	Pct	FT	FTA	Pct	Off	Def	TR	Avg	PF	FO	A	TO	Blk	Stl	Pts	Avg
2014-15	34	13	560	16.5	36	64	.563	0	0	.000	43	70	.614	57	76	133	3.9	117	5	3	34	34	11	115	3.4
2015-16	24	11	376	15.7	54	89	.607	0	0	.000	28	49	.571	39	54	93	3.9	62	3	6	25	27	6	136	5.7
TOTAL	58	24	936	16.1	90	153	.588	0	0	.000	71	119	.597	96	130	226	3.9	179	8	9	59	61	17	251	4.3

CAREER STATISTICS (CONFERENCE GAMES)

Year	GP	GS	Min	Avg	FG	FGA	Pct	3FG	FGA	Pct	FT	FTA	Pct	Off	Def	TR	Avg	PF	FO	A	TO	Blk	Stl	Pts	Avg
2014-15	18	9	319	17.7	18	32	.563	0	0	.000	16	28	.571	29	41	70	3.9	69	4	1	12	24	4	52	2.9
2015-16	12	0	165	13.8	18	29	.621	0	0	.000	17	26	.654	17	27	44	3.7	28	0	1	6	9	2	53	4.4
TOTAL	30	9	484	16.1	36	61	.590	0	0	.000	33	54	.611	46	68	114	3.8	97	4	2	18	33	6	105	3.5

2015-16 SEASON — PPG: 5.7 RPG 3.9 APG: 0.3 SPG: 0.3 BPG: 1.1 FG%: .607 3FG%: .000 FT%: .571

2015-16 • Sophomore

- Totaled 7 points, 8 rebounds and 3 blocks vs. Saint Mary's
- Hit a career-best 8 of 10 from the free-throw line and totaled 10 points, 6 rebounds and a steal vs. Pepperdine
- Scored 12 points on 5 of 5 shooting against LMU
- Posted career highs of 17 points and 10 rebounds and added 3 blocks at Long Beach State
- Had 14 points, 7 rebounds, 1 assist and 4 blocks vs. Adams State
- Totaled 12 points, 4 rebounds, 1 assist and 4 blocks vs. MVSU
- Had his 4th double figure scoring game with 10 points vs. Utah State

In 2014-15 • Freshman

- Played in 34 games and started the final 13 of the season
- Posted season highs of 9 points (Portland), 9 rebounds (Gonzaga), 1 assist (3 times), 2 steals (3 times) and 4 blocks (Saint Mary's)
- Had the 3rd-most blocks by a BYU freshman with 34 and the fifth-best blocks per game average by a BYU freshman at 1.0
- Totaled 8 points, 6 rebounds and 2 blocks vs. Chaminade
- Posted 7 points, 6 rebounds, 3 blocks and 2 steals at Gonzaga
- Had 7 points, 7 boards, 1 assist, 2 blocks and 2 steals vs. Santa Clara in the WCC tournament
- Scored a career-best 9 points and added 6 rebounds vs. Portland in the WCC tournament
- Had 3-plus blocks 3 times and led the team in rebounds once

Before BYU

- Coached by Perry Wildeboer at Timpvew High School

- As a junior averaged 11.6 points while helping Timpvew to a record of 19-6
- As a sophomore helped Timpvew win the 4A state title and finish with a record of 19-7
- Played in the 2011 All-Valley Basketball All-Star Classic
- Played football and helped Timpvew win state titles in 2008 and 2009
- Second-team all-state in football in 2011
- A member of the National Honors Society and a four-year academic honoree
- Also recruited by Stanford to play football

Personal

- Parents are Steve (an assistant coach on the BYU football team) and Michelle and has four siblings
- Brother Bronson plays football at BYU and played basketball for the Cougars in 2012-13
- Served a two-year mission for The Church of Jesus Christ of Latter-day Saints in South Korea
- An Eagle Scout

2015-16 GAME-BY-GAME

Opponent	Date	GS	Min	FG	FGA	Pct	3FG	FGA	Pct	FT	FTA	Pct	Off	Def	TR	Avg	PF	FO	A	TO	Blk	Stl	Pts	Avg	
Utah Valley	11/13/15	*	17	2	4	.500	0	0	.000	2	2	1.000	5	3	8	8.0	5	1	0	4	0	0	6	6.0	
at Long Beach State	11/16/15	*	33	7	10	.700	0	0	.000	3	4	.750	4	6	10	9.0	2	0	0	2	3	0	17	11.5	
Adams State	11/20/15	*	13	7	9	.778	0	0	.000	0	2	.000	3	4	7	8.3	1	0	1	1	4	0	14	12.3	
Mississippi Valley State	11/25/15	*	26	5	7	.714	0	0	.000	2	6	.333	2	2	4	7.3	1	0	1	3	4	0	12	12.3	
Belmont	11/28/15	*	11	2	3	.667	0	0	.000	0	2	.000	3	3	6	7.0	3	0	0	1	0	0	4	10.6	
at Utah	12/02/15	*	13	0	3	.000	0	0	.000	0	0	.000	0	0	0	5.8	5	1	1	1	2	0	0	8.8	
vs. Weber State	12/05/15	*	23	3	5	.600	0	0	.000	0	0	.000	1	1	2	5.3	4	0	0	3	0	2	6	8.4	
Utah State	12/09/15	*	18	5	8	.625	0	0	.000	0	0	.000	2	3	5	5.3	5	1	0	1	2	1	10	8.6	
at Colorado	12/12/15	*	23	4	7	.571	0	0	.000	1	2	.500	1	3	4	5.1	4	0	1	0	2	1	9	8.7	
Central Michigan	12/18/15	*	12	0	1	.000	0	0	.000	2	3	.667	1	1	2	4.8	1	0	0	0	0	0	2	8.0	
vs. Harvard	12/22/15	*	15	1	3	.333	0	0	.000	1	2	.500	0	1	1	4.5	2	0	1	1	1	0	3	7.5	
vs. New Mexico	12/23/15		7	0	0	.000	0	0	.000	0	0	.000	0	0	0	4.1	1	0	0	2	0	0	0	6.9	
vs. Northern Iowa	12/25/15															DNP									
at Saint Mary's	12/31/15		9	0	0	.000	0	0	.000	1	2	.500	3	1	4	4.1	1	0	0	0	0	0	1	6.5	
at Pacific	01/02/16		7	1	1	1.000	0	0	.000	0	0	.000	1	0	1	3.9	3	0	0	0	0	0	2	6.1	
Santa Clara	01/07/16		20	2	2	1.000	0	0	.000	1	2	.500	2	5	7	4.1	4	0	0	0	0	1	5	6.1	
San Francisco	01/09/16		12	0	0	.000	0	0	.000	0	0	.000	0	2	2	3.9	1	0	1	0	1	0	0	5.7	
at Gonzaga	01/14/16		19	2	4	.500	0	0	.000	2	2	1.000	2	4	6	4.1	3	0	0	1	1	0	6	5.7	
at Portland	01/16/16		11	3	4	.750	0	0	.000	0	1	.000	0	1	1	3.9	2	0	0	0	0	0	6	5.7	
at Loyola Marymount	01/21/16		3	1	2	.500	0	0	.000	0	0	.000	0	0	0	3.7	1	0	0	0	0	0	2	5.5	
at Pepperdine	01/23/16		11	1	2	.500	0	0	.000	0	0	.000	1	0	1	3.6	2	0	0	1	1	0	2	5.4	
Loyola Marymount	01/28/16		12	5	5	1.000	0	0	.000	2	3	.667	1	1	2	3.5	2	0	0	2	2	0	12	5.7	
Pepperdine	01/30/16		19	1	4	.250	0	0	.000	8	10	.800	1	5	6	3.6	3	0	0	0	0	1	10	5.9	
Saint Mary's	02/04/16		17	2	3	.667	0	0	.000	3	6	.500	3	5	8	3.8	3	0	0	1	3	0	7	5.9	
Pacific	02/06/16		25	0	2	.000	0	0	.000	0	0	.000	3	3	6	3.9	3	0	0	1	1	0	0	5.7	
at San Francisco	02/11/16																								
at Santa Clara	02/13/16																								
at San Diego	02/18/16																								
San Diego	02/20/16																								
Portland	02/25/16																								
Gonzaga	02/27/16																								
Totals			11	376	54	89	.607	0	0	.000	28	49	.571	39	54	93	3.9	62	3	6	25	27	6	136	5.7

5 players scored in double figures

01/30/16 vs. Pepperdine, Collinsworth 24, Emery 17, Fischer 15, Davis 11, Kaufusi 10

6 players scored in double figures

1/19/14 vs. SVU, Toolson 15, Neilson 13, Haws 13, Fischer 10, Winder 10, Nixon 10

No players scored in double figures

2/21/05 at Air Force, 39-70 L

One player recorded a double-double

01/30/16 vs. Pepperdine
Kyle Collinsworth, 24 points, 10 assists

Two players recorded a double-double

01/21/16 at Loyola Marymount
Kyle Collinsworth, 10 points, 13 rebounds, 15 assists
Kyle Davis, 14 points, 13 rebounds

One player recorded a triple-double

01/21/16 at Loyola Marymount
Kyle Collinsworth, 10 points, 13 rebounds, 15 assists

Two double-digit rebounders

01/21/16 at Loyola Marymount
Davis 13, Collinsworth 13

Six players had 5 or more rebounds

01/28/16 vs. LMU, Austin 7, Chatman 7, Fischer 6, K. Collinsworth 5, J. Hartsock 5, Seljaas 5

Five players had 6 or more rebounds

11/20/10 vs. Chicago State, Abouo-8, K. Collinsworth-7, Rogers-7, Anderson-6, C. Collinsworth-6, Davies-6

Four players had 9 or more rebounds

12/30/06 vs. Seton Hall, Cummar-12, Plaisted-9
Young-9, Ainge-9

Two players fouled out

12/22/15 vs. Harvard
Nick Emery, Zac Seljaas

Three or more players fouled out

1/3/09 vs. Wake Forest
Chris Miles, Gavin MacGregor, Charles Abouo

A BYU player received a technical foul

12/02/15 at Utah, Nick Emery

An opponent player received a technical foul

2/14/15 vs. Pacific, Jacob Lampkin

BYU coach received a technical foul

3/10/15 vs. Gonzaga, Dave Rose

An opponent coach received a technical foul

1/29/15 vs. San Francisco, Rex Walters

A BYU player ejected from a game

12/02/15 at Utah, Nick Emery (flagrant 2 foul)

An opponent player ejected from a game

2/1/14 vs. Saint Mary's, Garrett Jackson (flagrant 2 foul)

A coach ejected from the game

11/30/05 vs. Lamar (at Delta Center)
Lamar coach Billy Tubbs (2 technical fouls)

AT LEAST two players scored 20+ points

01/21/16 at Loyola Marymount, Emery 24, Fischer 20

Three players scored 20+ points

01/09/16 vs. San Francisco, Fischer 25, Emery 21, Seljaas 20

Four players scored 20+ points

01/13/79 vs. New Mexico, D. Ainge-27, Scott Runia-25,
Devin Durrant-20, Alan Taylor-20

Two players scored 25+ points

11/28/15 vs. Belmont, Emery 27, Collinsworth 26

A player scored 30+ points

12/23/15 vs. New Mexico, Chase Fischer 41

A player scored 40+ points

12/23/15 vs. New Mexico, Chase Fischer 41

A player attempted 20 or more field goals

12/23/15 vs. New Mexico, Chase Fischer 21

A player had 5 or more steals

01/30/16 vs. Pepperdine, Nick Emery 5

A player had double-digit assists

01/30/16 vs. Pepperdine, Kyle Collinsworth 10

A player made double-digit free throws

02/06/16 vs. Pacific, Chase Fischer (14-14)

A player shot 100% at the free throw line (min. 8 atts)

02/06/16 vs. Pacific, Chase Fischer (14-14)

A player shot 100% from the floor (min. 5 atts)

01/28/16 vs. LMU, Corbin Kaufusi (5-5)

A player shot 100% on threes (min. 3 atts)

12/25/15 vs. Northern Iowa, Zac Seljaas (3-3)

Did not make a three

03/08/14 vs. Loyola Marymount (0-12)

Last time opponent did not make a three

02/02/08 at Wyoming (0-15)

BYU had six or fewer turnovers

01/07/16 vs. Santa Clara, 6

BYU committed 25-plus turnovers

12/15/07 vs. Pepperdine, 86-67 W (29)

BYU committed 11 or less team fouls in a game

01/21/12 at Pepperdine, 11

BYU scored 90 points

01/21/16 at Loyola Marymount, 91

BYU scored 100 points

01/09/16 vs. San Francisco, 102

BYU scored 110 points

11/25/14 vs. Chaminade, 121

BYU scored less than 50 points in a game

1/15/08 at UNLV 41-70 L

Held opponent to less than 50 points in a game

11/19/14 vs. SVU 101-48 W

BYU scored less than 40 points in a game

2/21/05 at Air Force 39-70 L

Held opponent to less than 40 points in a game

11/23/10 vs. Mississippi Valley State 83-36 W

Shot 60% from the field

01/03/15 at San Francisco (.600) 33-55

Opponent shot 60% from the field

12/22/05 at Utah State (.600) 36-60

Shot 70% from the field in a half

01/03/15 at San Francisco (.741) 20-27

Did not miss a 2-point FG attempt in a half

02/23/04 vs. Air Force, 13-13 inside the arc, (14-17, .824 overall)

Shot less than 30% from the field

02/21/05 at Air Force, (.280), 14-50

Shot 100% from the free throw line

11/26/11 vs. Wisconsin (11-11)

Shot 90% from the free throw line (at least 10 attempts)

12/25/15 vs. Northern Iowa, (.905), 19-21

Shot less than 50% from the free throw line

11/16/15 at Long Beach State, (.381), 8-21

Shot 60% on 3-pointers

12/13/14 at Weber State (.632), 12-19

Shot 70% on 3-pointers

12/11/13 vs. Prairie View A&M (.714), 10-14

Opponent scored less than 20 points in the 1st half

12/10/11 at Utah, 17 (25-17, 61-42 W)

Opponent scored less than 20 points in the 2nd half

01/10/13 vs. Pepperdine, 16 (46-16, 76-51 W)

BYU scored less than 20 points in the 1st half

02/21/05 at Air Force, 13 (BYU trailed 13-37)

BYU scored less than 20 points in the 2nd half

01/15/00 vs. Utah, 19

Opponent scored 50 or more points in a half

01/21/16 at Loyola Marymount, 50 (1st half)

BYU scored 50 or more points in the first half

01/30/16 vs. Pepperdine, 53

BYU scored 50 or more points in the second half

01/21/16 at Loyola Marymount, 51

BYU scored 60 or more points in the first half

11/25/14 vs. Chaminade, 66

BYU scored 60 or more points in the second half

12/2/14 at Utah State, 60

Won by 60 or more points (largest margin ever)

12/22/06 vs. W. Oregon (62) 102-40

Won by 50 or more points

11/19/14 vs. SVU (53) 101-48

Won by 40 or more points

11/20/15 vs. Adams State (41) 97-56

Won by 30 or more points

01/07/16 vs. Santa Clara (36) 97-61

Won by 25 or more points

01/28/16 vs. LMU (25) 87-62

Lost by 35-plus points

11/22/04 vs. North Carolina (36) 86-50

Lost by 30-plus points

2/21/05 at Air Force (31) 39-70

Lost by 25-plus points

01/15/08 at UNLV (29) 70-41

Played an overtime game

12/22/15 vs. Harvard, 82-85 L (OT)

Won in single overtime

12/23/14 vs. UMass, 77-71 W (OT)

Lost in overtime

12/22/15 vs. Harvard, 82-85 L (OT)

Played a double OT game

11/24/14 vs. San Diego State, 87-92 L (2OT)

Played a triple OT game

01/23/14 at Portland, 114-110 L (3OT)

Won 15-straight games

2009-10 (15)

Won 10-straight games

2010-11 (10)

Lost 3-straight games

2013-14 @ Oregon, @ LMU, @ Pepperdine

Lost 4-straight games

2013-14 @ Utah, @ Oregon, @ LMU, @ Pepperdine

Lost 5-straight games

2004-05 @ UNM, @ AFA, @ Utah, UNLV, vs. UNM (at MWC)

Lost 9-straight games

1997-98

Lost 10-straight games

1996-97 (21) - school record

Played an NCAA tournament game

03/20/14 vs. Oregon-NCAA 2nd Round, 68-87

Won an NCAA tournament game

03/13/12 vs. Iona-NCAA 1st Round, 78-72

Won two NCAA tournament games

1980-81 Princeton 60-51, UCLA 78-55, Notre Dame 51-50, then lost to Virginia 60-74
2010-11 Wofford 74-66, Gonzaga 89-67

Won three NCAA Tournament games

1980-81 Princeton 60-51, UCLA 78-55, Notre Dame 51-50, then lost to Virginia 60-74

Played in the NIT

04/02/13 vs. Baylor, 76-70 L

Won an NIT game

03/27/13 at Southern Miss 79-62 W

Won two NIT games

2012-13 Washington, 90-79, Mercer 90-79, Southern Miss 79-62

Won three NIT games

2012-13 Advanced to NIT semifinals
1965-66 NIT CHAMPIONS
1950-51 NIT CHAMPIONS

Won a conference tournament

2000-01

Won a regular season conference title

2010-11

Won a conference regular season outright

2007-08

Defeated a ranked team

02/04/16 vs. Saint Mary's (rv/25), 70-59

Defeated a ranked team at home

02/04/16 vs. Saint Mary's (rv/25), 70-59

Defeated a ranked team on the road

01/15/16 at Gonzaga (25/21), 69-68

Was ranked in the top 25 AP Poll

03/14/11 Ranked 10th

Was ranked in the top 25 Coaches Poll

03/29/11 Ranked 13th

Finished season ranked in the top 25 polls

2010-11 10th (AP), 13th (Coaches)

Official Basketball Box Score -- Game Totals -- Final Statistics
Utah Valley vs BYU
11/13/15 7:05 pm at Provo, Utah, Marriott Center

Utah Valley 54 • 0-1

#	Player	Total		3-Ptr		Rebounds			PF	TP	A	TO	Blk	Stl	Min
		FG-FGA	FG-FGA	FT-FTA	FT-FTA	Off	Def	Tot							
00	Davis, Marcel	* 0-8	0-2	1-2	0 3 3	1	1	3	5	0	3	25			
02	Jackson, Jaden	* 1-8	0-2	0-0	0 3 3	2	2	0	1	0	1	29			
11	Frey, Konner	* 7-16	1-5	4-5	1 5 6	2	19	0	4	0	1	22			
13	Young, Ivory	* 4-15	3-8	2-2	0 3 3	0	13	0	2	0	0	29			
42	Bastien, Andrew	* 1-1	0-0	1-2	4 2 6	4	3	0	0	2	1	17			
03	Davenport, Telly	1-4	0-3	1-2	0 5 5	4	3	2	1	0	0	18			
04	Hamilton, Darrious	4-6	0-0	0-0	2 2 2	1	8	0	0	0	1	16			
14	Cardwell, Cory	1-5	1-4	0-0	0 3 3	2	3	0	0	0	1	12			
24	Carr, Alex	0-2	0-1	0-0	0 1 1	3	0	0	1	0	0	12			
25	Ott, Tyler	0-4	0-3	1-2	0 1 1	0	1	0	0	0	0	4			
33	Goodman, Dayon	0-3	0-1	1-2	1 1 2	2	1	0	0	1	0	16			
	Team				2 1 3										
	Totals	19-72	5-29	11-17	8 30 38	21	54	6	15	4	8	200			

FG % 1st Half: 10-36 27.8% 2nd half: 9-36 25.0% Game: 19-72 26.4% Deadball Rebounds 3
 3FG % 1st Half: 4-14 28.6% 2nd half: 1-15 6.7% Game: 5-29 17.2%
 FT % 1st Half: 2-3 66.7% 2nd half: 9-14 64.3% Game: 11-17 64.7%

BYU 85 • 1-0

#	Player	Total		3-Ptr		Rebounds			PF	TP	A	TO	Blk	Stl	Min
		FG-FGA	FG-FGA	FT-FTA	FT-FTA	Off	Def	Tot							
01	FISCHER, Chase	* 7-13	3-7	3-3	0 1 1	0	20	1	1	0	1	27			
05	COLLINSWORTH, Kyle	* 6-17	0-4	5-5	6 3 9	1	17	7	3	1	1	28			
15	TOOLSON, Jake	* 1-2	1-2	0-0	0 3 3	0	3	1	0	0	0	16			
21	DAVIS, Kyle	* 6-12	1-2	4-9	2 18 20	2	17	3	6	2	1	27			
04	KAUFUSI, Corbin	* 2-4	0-0	2-2	5 3 8	5	6	0	4	0	0	17			
02	SELJAAS, Zac	1-4	1-3	0-0	0 2 2	0	3	0	0	1	0	10			
04	EMERY, Nick	4-11	1-2	1-2	0 4 4	0	10	3	2	0	0	22			
10	AINGE, Cooper	0-1	0-1	0-0	0 0 0	1	0	0	0	0	0	4			
23	CALVERT, Cory	1-3	0-1	0-0	0 3 3	0	2	0	0	0	0	5			
25	CHATMAN, Jordan	1-2	0-1	1-2	1 1 2	1	3	1	1	0	0	7			
31	SHAW, Braidon	0-0	0-0	2-4	0 2 2	0	2	0	0	0	0	5			
33	AUSTIN, Nate	0-1	0-0	0-0	2 4 6	4	0	2	0	0	0	17			
34	HARTSOCK, Jakob	1-4	0-2	0-0	1 3 4	4	2	0	1	0	0	15			
	Team				3 1 4										
	Totals	30-74	7-25	18-27	20 48 68	18	85	18	18	4	3	200			

FG % 1st Half: 17-41 41.5% 2nd half: 13-33 39.4% Game: 30-74 40.5% Deadball Rebounds 3
 3FG % 1st Half: 4-12 33.3% 2nd half: 3-13 23.1% Game: 7-25 28.0%
 FT % 1st Half: 8-8 100.0 2nd half: 10-19 52.6% Game: 18-27 66.7%

Officials: Dick Cartmell, Bob Staffen, Rick Batsell
 Technical fouls: Utah Valley-None. BYU-None.
 Attendance: 17683

Score by periods	1st	2nd	Total
Utah Valley	26	28	54
BYU	46	39	85

Last FG - UVU 2nd-03:14, BYU 2nd-02:30.
 Largest lead - UVU None, BYU by 33 2nd-02:30.
 UVU led for 00:00. BYU led for 38:50. Game was tied for 01:10.

Score tied - 0 times.
 Lead changed - 0 times.

Official Basketball Box Score -- Game Totals -- Final Statistics
BYU vs Long Beach State
11/16/15 10:45 p.m. at Long Beach, Calif. (Walter Pyramid)

BYU 65 • 1-1

#	Player	Total		3-Ptr		Rebounds			PF	TP	A	TO	Blk	Stl	Min
		FG-FGA	FG-FGA	FT-FTA	FT-FTA	Off	Def	Tot							
21	DAVIS, Kyle	f 4-8	1-1	1-3	3 6 9	4	10	0	6	2	1	24			
04	KAUFUSI, Corbin	c 7-10	0-0	3-4	4 6 10	2	17	0	2	3	0	33			
11	FISCHER, Chase	g 1-7	0-4	0-0	0 0 0	5	2	2	2	0	0	25			
05	COLLINSWORTH, Kyle	g 4-9	0-0	4-9	3 10 13	3	12	6	7	0	2	31			
15	TOOLSON, Jake	g 2-5	2-5	0-0	0 1 1	3	6	2	1	0	0	21			
02	SELJAAS, Zac	0-0	0-0	0-0	0 0 0	0	0	0	1	0	0	2			
04	EMERY, Nick	1-8	0-4	0-0	0 3 3	1	2	0	2	0	1	24			
23	CALVERT, Cory	0-1	0-1	0-0	0 1 1	0	0	0	0	0	0	4			
25	CHATMAN, Jordan	3-6	2-5	0-1	0 2 2	2	8	0	1	1	0	13			
33	AUSTIN, Nate	0-0	0-0	0-2	0 2 2	2	0	1	0	0	1	8			
34	HARTSOCK, Jakob	0-0	0-0	0-0	0 0 0	0	0	0	0	0	0	1			
40	AYTES, Jamal	4-5	0-0	0-2	2 2 4	3	8	0	2	0	0	14			
	Team				3 3 6										
	Totals	26-59	5-20	8-21	15 36 51	25	65	11	24	6	5	200			

FG % 1st Half: 12-30 40.0% 2nd half: 14-29 48.3% Game: 26-59 44.1% Deadball Rebounds 4
 3FG % 1st Half: 4-11 36.4% 2nd half: 1-9 11.1% Game: 5-20 25.0%
 FT % 1st Half: 2-5 40.0% 2nd half: 6-16 37.5% Game: 8-21 38.1%

Long Beach State 66 • 2-0

#	Player	Total		3-Ptr		Rebounds			PF	TP	A	TO	Blk	Stl	Min
		FG-FGA	FG-FGA	FT-FTA	FT-FTA	Off	Def	Tot							
00	Levin, Gabe	f 0-6	0-0	3-4	2 3 5	4	3	1	1	1	1	18			
23	Prince, Roschon	f 3-11	0-0	3-5	4 3 7	4	9	1	1	0	2	32			
02	Faust, Nick	g 4-14	1-6	1-5	2 6 8	2	10	1	2	1	3	31			
15	Spencer, A.J.	g 2-4	1-1	0-0	0 0 0	2	5	0	1	0	1	16			
21	Bibbins, Justin	g 1-8	1-6	2-2	0 4 4	2	5	7	2	0	1	34			
03	Blackwell, Noah	3-6	3-5	2-2	0 0 0	1	11	1	1	0	0	20			
05	Riggins, Mason	2-3	0-0	0-0	0 0 0	4	0	0	0	0	0	9			
14	Jones, Branford	4-11	0-2	1-1	2 2 4	4	9	3	0	0	2	23			
24	Hammonds, Travis	3-8	1-3	3-4	0 3 3	4	10	0	1	0	1	17			
	Team				6 6 12										
	Totals	22-71	7-23	15-23	16 27 43	23	66	14	11	2	11	200			

FG % 1st Half: 13-37 35.1% 2nd half: 9-34 26.5% Game: 22-71 31.0% Deadball Rebounds 5
 3FG % 1st Half: 4-11 36.4% 2nd half: 3-12 25.0% Game: 7-23 30.4%
 FT % 1st Half: 6-8 75.0% 2nd half: 9-15 60.0% Game: 15-23 65.2%

Officials: Chris Rastatter, Mike Reed, Deron White
 Technical fouls: BYU-None. Long Beach State-None.
 Attendance: 3412

Score by periods	1st	2nd	Total
BYU	30	35	65
Long Beach State	36	30	66

Last FG - BYU 2nd-02:29, LBSU 2nd-03:17.
 Largest lead - BYU by 8 1st-17:42, LBSU by 12 1st-08:25.
 BYU led for 06:00. LBSU led for 32:06. Game was tied for 01:54.

Points	In	Off	2nd	Fast	Bench
BYU	40	5	18	4	18
LBSU	26	23	9	8	34

Score tied - 2 times.
 Lead changed - 1 time.

Official Basketball Box Score -- Game Totals -- Final Statistics
Adams State vs BYU
11/20/15 7 pm at Provo, Utah, Marriott Center

Adams State 56 • 0-3

#	Player	Total		3-Ptr		Rebounds			PF	TP	A	TO	Blk	Stl	Min
		FG-FGA	FG-FGA	FT-FTA	FT-FTA	Off	Def	Tot							
00	EJ Hubbard II	* 2-10	1-6	2-2	1 8 9	0	7	4	1	1	1	30			
02	Joe Bell Austin	* 2-6	1-3	0-1	1 2 3	1	5	0	1	0	0	23			
05	Shakir Smith	* 2-12	1-4	0-0	1 1 2	2	5	1	2	0	0	23			
24	Kendyl Grover	* 2-8	0-1	0-0	0 1 1	2	4	0	0	0	0	16			
33	Ante MIOC	* 1-6	1-2	0-3	1 2 3	3	3	1	0	1	1	14			
01	Vitor Machado	4-4	0-0	0-0	0 1 1	4	8	3	4	0	2	21			
03	DJ Morgan	2-8	1-5	1-2	2 1 3	1	6	1	0	0	0	18			
10	Jake Buck	2-3	1-2	0-0	0 1 1	0	5	0	2	0	0	14			
11	King Grant-Perry	0-1	0-0	0-0	0 0 0	1	0	0	0	0	0	9			
15	Ethan Caton	0-1	0-1	1-2	0 3 3	4	1	0	3	0	0	11			
21	Bryan Umoru	1-6	0-4	10-12	3 3 6	1	12	1	1	0	1	21			
	Team				2 2 4										
	Totals	18-65	6-28	14-22	11 25 36	19	56	11	14	2	5	200			

FG % 1st Half: 9-35 25.7% 2nd half: 9-30 30.0% Game: 18-65 27.7% Deadball Rebounds 5
 3FG % 1st Half: 4-16 25.0% 2nd half: 2-12 16.7% Game: 6-28 21.4%
 FT % 1st Half: 7-12 58.3% 2nd half: 7-10 70.0% Game: 14-22 63.6%

BYU 97 • 2-1

#	Player	Total		3-Ptr		Rebounds			PF	TP	A	TO	Blk	Stl	Min
		FG-FGA	FG-FGA	FT-FTA	FT-FTA	Off	Def	Tot							
01	FISCHER, Chase	* 2-9	1-8	2-2	0 3 3	1	7	3	3	1	0	25			
05	COLLINSWORTH, Kyle	* 5-7	0-0	2-3	1 5 6	2	12	4	1	2	2	25			
15	TOOLSON, Jake	* 1-2	0-1	0-0	0 3 3	1	2	3	1	0	1	15			
21	DAVIS, Kyle	* 4-6	0-0	2-3	2 8 10	2	10	1	4	0	0	23			
04	KAUFUSI, Corbin	* 7-9	0-0	0-2	3 4 7	1	14	1	1	4	0	13			
02	SELJAAS, Zac	2-2	2-2	0-0	0 1 1	1	6	0	0	0	0	5			
04	EMERY, Nick	9-14	2-6	0-0	0 2 2	1	20	6	0	0	3	24			
23	CALVERT, Cory	1-3	1-2	0-0	0 1 1	2	3	1	0	0	0	15			
25	CHATMAN, Jordan	2-3	1-2	0-0	0 0 0	0	5	2	0	0	0	11			
31	SHAW, Braidon	1-2	0-0	1-2	0 2 2	1	3	0	0	0	1	5			
33	AUSTIN, Nate	2-2	0-0	0-0	2 3 5	4	4	2	0	0	1	14			
34	HARTSOCK, Jakob	0-3	0-1	0-0	0 1 1	1	0	1	0	0	0	7			
40	AYTES, Jamal	5-7	0-0	1-3	0 1 1	2	11	1	1	0	0	18			
	Team				1 6 7										
	Totals	41-69	7-22	8-15	9 39 48	19	97	25	11	7	8	200			

Official Basketball Box Score -- Game Totals -- Final Statistics
Belmont vs BYU
11/28/15 7:05 pm at Provo, Utah, Marriott Center

Belmont 81 • 4-3

#	Player	Total			3-Ptr			Rebounds			PF	TP	A	TO	Bk	Stl	Min
		FG-FGA	FG-FGA	FT-FTA	FG-FGA	FG-FGA	FT-FTA	Off	Def	Tot							
01	LUKE, Austin	* 1-6	0-3	0-0	0	1	1	1	2	6	2	0	1	26			
20	BARNETTE, Taylor	* 2-7	1-6	0-0	0	0	0	2	5	3	0	0	22				
23	BRADSHAW, Craig	* 9-12	6-9	2-2	1	5	6	3	26	0	2	0	1	28			
35	BRADDS, Evan	* 3-6	0-0	5-7	1	4	5	2	11	2	3	0	20				
41	HADDEN, Tyler	* 2-5	1-2	2-2	0	2	2	3	7	0	0	1	19				
03	WINDLER, Dylan	2-4	1-2	1-2	0	6	6	1	6	1	3	0	21				
05	LAIDIG, Jeff	0-1	0-1	0-0	0	2	2	3	0	0	1	0	12				
21	SAMPSON, Burton	1-1	0-0	0-0	1	0	1	3	2	1	0	0	11				
25	MERCER, Mack	6-9	2-3	2-2	0	2	2	1	16	1	0	0	20				
30	MCCLAIN, Kevin	3-7	0-4	0-0	0	0	0	1	6	0	4	0	14				
31	LESTER, Josh	0-1	0-1	0-0	0	1	1	1	0	0	0	0	7				
	Team				0	3	3										
Totals		29-59	11-31	12-15	3	26	29	21	81	14	15	1	3	200			

FG % 1st Half: 17-33 51.5% 2nd half: 12-26 46.2% Game: 29-59 49.2% Deadball Rebounds 1
 3FG % 1st Half: 8-20 40.0% 2nd half: 3-11 27.3% Game: 11-31 35.5%
 FT % 1st Half: 0-0 0.0% 2nd half: 12-15 80.0% Game: 12-15 80.0%

BYU 95 • 4-1

#	Player	Total			3-Ptr			Rebounds			PF	TP	A	TO	Bk	Stl	Min
		FG-FGA	FG-FGA	FT-FTA	FG-FGA	FG-FGA	FT-FTA	Off	Def	Tot							
04	FISCHER, Chase	* 5-16	5-10	4-6	1	1	2	1	19	3	1	0	1	33			
04	EMERY, Nick	* 9-17	5-11	4-4	1	3	4	3	27	4	2	0	2	33			
05	COLLINSWORTH, Kyle	* 9-19	0-1	8-10	5	5	10	1	26	10	2	0	2	35			
21	DAVIS, Kyle	* 5-9	1-1	0-2	4	10	14	1	11	1	2	2	1	35			
44	KAUFUSI, Corbin	* 2-3	0-0	0-2	3	3	6	3	4	0	1	0	0	11			
15	TOOLSON, Jake	2-3	2-3	0-0	0	1	1	0	6	2	0	0	0	13			
23	CHALVERT, Cory	0-1	0-0	0-0	0	0	0	0	0	0	0	0	0	2			
25	CHATMAN, Jordan	0-1	0-1	0-0	0	0	0	0	1	0	1	0	0	4			
30	AUSTIN, Nate	0-3	0-0	0-0	2	3	5	3	0	0	1	0	1	22			
44	AYTES, Jamal	1-1	0-0	0-0	0	1	1	3	2	0	2	0	0	12			
	Team				1	2	3										
Totals		33-73	13-27	16-24	17	29	46	16	95	20	12	2	7	200			

FG % 1st Half: 17-40 42.5% 2nd half: 16-33 48.5% Game: 33-73 45.2% Deadball Rebounds 5
 3FG % 1st Half: 5-13 38.5% 2nd half: 8-14 57.1% Game: 13-27 48.1%
 FT % 1st Half: 1-5 20.0% 2nd half: 15-19 78.9% Game: 16-24 66.7%

Officials: Gregory Nixon, Tommy Nunez, Travis Schatzman
 Technical fouls: Belmont-None. BYU-None.
 Attendance: 13712

Score by periods	1st	2nd	Total
Belmont	42	39	81
BYU	40	55	95

Points	In	Off	2nd	Fast	Bench
BEL	32	15	3	2	30
BYU	38	22	16	4	8

Last FG - BEL 2nd-00:04, BYU 2nd-00:56.
 Largest lead - BEL by 11 1st-09:28, BYU by 18 2nd-05:17.
 BEL led for 18:46. BYU led for 19:57. Game was tied for 01:17.
 Score tied - 4 times.
 Lead changed - 10 times.

Official Basketball Box Score -- Game Totals -- Final Statistics
Brigham Young vs Utah
12/02/15 8:06 p.m. at Salt Lake City, Utah (Huntsman Center)

Brigham Young 75 • 4-2

#	Player	Total			3-Ptr			Rebounds			PF	TP	A	TO	Bk	Stl	Min
		FG-FGA	FG-FGA	FT-FTA	FG-FGA	FG-FGA	FT-FTA	Off	Def	Tot							
21	DAVIS, Kyle	f 5-8	0-0	2-3	5	3	8	3	12	1	1	1	2	33			
44	KAUFUSI, Corbin	c 0-3	0-0	0-0	0	0	0	5	0	1	1	2	0	13			
01	FISCHER, Chase	g 8-15	3-7	7-8	0	2	2	1	26	1	3	0	2	36			
04	EMERY, Nick	g 3-15	3-8	2-2	0	4	4	5	11	0	2	0	0	33			
05	COLLINSWORTH, Kyle	g 6-13	2-3	1-5	3	6	9	4	15	5	4	0	2	33			
02	SELJAAS, Zac	1-2	0-1	0-0	0	0	0	0	2	0	0	0	0	6			
15	TOOLSON, Jake	3-5	0-1	0-0	1	1	2	1	6	1	0	0	0	15			
25	CHATMAN, Jordan	0-0	0-0	0-0	0	0	0	0	0	0	0	0	0	2			
33	AUSTIN, Nate	1-3	0-1	1-2	1	6	7	4	3	1	0	0	0	24			
34	HARTSOCK, Jakob	0-0	0-0	0-0	0	0	0	0	0	0	0	0	0	2			
40	AYTES, Jamal	0-0	0-0	0-0	0	0	0	1	0	0	0	0	0	3			
	Team				2	2	4										
Totals		27-64	8-21	13-20	12	24	36	24	75	10	13	3	6	200			

FG % 1st Half: 11-31 35.5% 2nd half: 16-33 48.5% Game: 27-64 42.2% Deadball Rebounds 2
 3FG % 1st Half: 3-10 30.0% 2nd half: 5-11 45.5% Game: 8-21 38.1%
 FT % 1st Half: 3-6 50.0% 2nd half: 10-14 71.4% Game: 13-20 65.0%

Utah 83 • 6-1

#	Player	Total			3-Ptr			Rebounds			PF	TP	A	TO	Bk	Stl	Min
		FG-FGA	FG-FGA	FT-FTA	FG-FGA	FG-FGA	FT-FTA	Off	Def	Tot							
21	LOVERIDGE, Jordan	f 2-8	2-5	6-6	1	4	5	3	12	0	0	0	0	35			
35	KUZMA, Kyle	f 4-8	0-2	1-2	3	4	7	4	9	2	1	2	0	21			
42	POELTL, Jakob	f 11-16	0-0	4-6	4	9	13	2	26	1	2	5	0	33			
11	TAYLOR, Brandon	g 2-7	2-6	5-7	0	3	3	2	11	9	5	0	2	38			
25	OGBE, Kenneth	g 4-9	3-7	2-2	0	1	1	3	13	0	1	0	0	26			
00	CHAPMAN, Brekkott	2-5	1-3	0-0	2	1	3	3	5	0	1	0	0	7			
01	WRIGHT, Isaiah	0-1	0-0	0-0	0	1	1	2	0	0	2	0	0	10			
14	TUCKER, Dakarai	2-6	1-5	0-0	0	2	2	2	5	1	1	0	3	21			
15	BONAM, Lorenzo	0-0	0-0	0-0	0	0	0	1	0	1	0	0	0	3			
20	REYES, Chris	0-0	0-0	2-3	1	1	2	0	2	0	0	0	0	6			
	Team				1	4	5										
Totals		27-60	9-28	20-26	12	30	42	22	83	14	13	7	5	200			

FG % 1st Half: 18-34 52.9% 2nd half: 9-26 34.6% Game: 27-60 45.0% Deadball Rebounds 3
 3FG % 1st Half: 8-19 42.1% 2nd half: 1-9 11.1% Game: 9-28 32.1%
 FT % 1st Half: 7-10 70.0% 2nd half: 13-16 81.3% Game: 20-26 76.9%

Officials: Verne Harris, Dick Cartmell, Michael Greenstein
 Technical fouls: Brigham Young-None. Utah-TEAM.
 Attendance: 15131

Score by periods	1st	2nd	Total
Brigham Young	28	47	75
Utah	51	32	83

Points	In	Off	2nd	Fast	Bench
BYU	34	18	18	9	11
UTAH	36	18	11	3	12

Last FG - BYU 2nd-00:11, UTAH 2nd-03:00.
 Largest lead - BYU by 11 1st-19:04, UTAH by 24 1st-04:13.
 BYU led for 00:30. UTAH led for 39:13. Game was tied for 00:17.
 Score tied - 0 times.
 Lead changed - 2 times.

Official Basketball Box Score -- Game Totals -- Final Statistics
Weber State vs BYU
12/05/15 1:05 pm at Salt Lake City, Vivint Smart Home Arena

Weber State 68 • 5-3

#	Player	Total			3-Ptr			Rebounds			PF	TP	A	TO	Bk	Stl	Min
		FG-FGA	FG-FGA	FT-FTA	FG-FGA	FG-FGA	FT-FTA	Off	Def	Tot							
21	BOLOMBOY, Joel	* 5-8	2-3	0-0	3	9	12	2	12	0	2	0	1	33			
24	CANNON, McKay	* 0-1	0-1	0-0	0	0	0	0	0	1	0	0	0	10			
25	BAKER, Dusty	* 3-5	1-3	0-0	0	1	1	1	7	3	4	0	0	20			
30	SENGLIN, Jeremy	* 6-11	4-7	4-5	0	1	3	20	5	5	0	1	37				
44	BRAXTON, Zach	* 4-5	0-0	0-1	1	2	3	2	8	1	1	0	0	25			
05	JOHN, Cody	2-5	0-2	0-3	0	3	3	1	4	4	2	0	0	26			
23	GITTENS, Richaud	4-13	1-5	0-0	2	2	4	3	9	1	1	0	0	27			
35	HILL, Kyndahl	3-5	0-0	2-2	2	2	4	3	8	0	2	0	0	22			
	Team				1	1	2										
Totals		27-53	8-21	6-11	9	21	30	15	68	15	17	0	2	200			

FG % 1st Half: 16-24 66.7% 2nd half: 11-29 37.9% Game: 27-53 50.9% Deadball Rebounds 1
 3FG % 1st Half: 5-12 41.7% 2nd half: 3-9 33.3% Game: 8-21 38.1%
 FT % 1st Half: 0-1 0.0% 2nd half: 6-10 60.0% Game: 6-11 54.5%

BYU 73 • 5-2

#	Player	Total			3-Ptr			Rebounds			PF	TP	A	TO	Bk	Stl	Min
		FG-FGA	FG-FGA	FT-FTA	FG-FGA	FG-FGA	FT-FTA	Off	Def	Tot							
01	FISCHER, Chase	* 7-12	4-8	3-4	0	5	5	1	21	1	4	0	4	35			
05	COLLINSWORTH, Kyle	* 6-12	0-1	3-6	1	3	4	1	15	10	4	0	1	36			
15	TOOLSON, Jake	* 3-6	1-2	0-0	0	1	1	0	7	0							

Official Basketball Box Score -- Game Totals -- Final Statistics
BYU vs Colorado
 12/12/15 6 p.m. at Boulder, Colo. (Coors Events Center)

BYU 83 - 63

#	Player	Total			3-Ptr			Rebounds			PF	TP	A	TO	Blk	Stl	Min
		FG	FGA	FT	FTA	FG	FGA	FT	FTA	Off							
21	DAVIS, Kyle	2-8	0-0	6-7	3	8	11	2	10	0	0	2	0	2	0	37	
44	KAUFUSI, Corbin	4-7	0-0	1-2	1	3	4	4	9	1	0	2	1	2	23		
01	FISCHER, Chase	2-14	0-9	0-1	2	1	3	2	4	0	2	0	2	2	27		
04	EMERY, Nick	8-16	4-11	3-3	1	3	4	3	23	2	4	1	2	31			
05	COLLINSWORTH, Kyle	6-18	1-2	4-5	1	5	6	2	17	6	2	0	1	35			
02	SELJAAS, Zac	7-11	4-7	0-0	1	2	3	18	0	0	0	0	0	22			
15	TOOLSON, Jake	0-0	0-0	0-0	0	0	0	0	0	0	1	0	1	4			
23	CALVERT, Cory	0-0	0-0	0-0	0	0	0	0	0	0	0	0	0	0+			
25	CHATMAN, Jordan	0-0	0-0	0-0	0	0	0	0	0	0	0	0	0	2			
31	SHAW, Braiden	0-1	0-0	0-0	0	1	1	0	0	0	0	0	0	3			
33	AUSTIN, Nate	1-2	0-0	0-0	0	1	3	2	1	0	0	0	0	14			
34	HARTSOCK, Jakob	0-0	0-0	0-0	0	0	0	1	0	0	0	0	0	2			
Team						4		8									
Totals		30-77	9-29	14-18	13	28	41	20	83	10	9	5	8	200			

FG % 1st Half: 14-36 38.9% 2nd half: 16-41 39.0% Game: 30-77 39.0%
 3FG % 1st Half: 3-10 30.0% 2nd half: 6-19 31.6% Game: 9-29 31.0%
 FT % 1st Half: 5-6 83.3% 2nd half: 9-12 75.0% Game: 14-18 77.8%

Colorado 92 - 81

#	Player	Total			3-Ptr			Rebounds			PF	TP	A	TO	Blk	Stl	Min
		FG	FGA	FT	FTA	FG	FGA	FT	FTA	Off							
01	Gordon, Wesley	3-8	0-1	3-4	2	3	5	3	9	1	0	3	1	29			
40	Scott, Josh	9-16	0-0	4-4	4	6	10	4	22	3	0	0	2	29			
15	Collier, Dominique	2-6	1-1	4-4	1	6	7	2	9	4	2	0	1	30			
24	King, George	6-9	4-6	7-8	1	4	5	1	23	2	2	0	0	25			
44	Fortune, Josh	2-10	1-5	2-3	0	6	6	2	7	5	3	0	1	27			
00	Akayzili, Thomas	1-2	1-1	0-0	0	2	2	1	3	2	1	0	0	11			
03	Talton, Xavier	3-5	2-3	0-0	0	2	2	8	0	1	0	1	13				
10	Fletcher, Tre'Shaun	1-7	1-6	0-0	0	1	1	2	3	1	2	0	0	18			
14	Miller, Tory	4-5	0-1	0-0	2	3	5	1	8	0	1	0	1	18			
Team						2		4									
Totals		31-68	10-24	20-23	12	37	49	18	92	18	13	3	7	200			

FG % 1st Half: 20-38 52.6% 2nd half: 11-30 36.7% Game: 31-68 45.6%
 3FG % 1st Half: 6-13 46.2% 2nd half: 4-11 36.4% Game: 10-24 41.7%
 FT % 1st Half: 2-2 100.0% 2nd half: 18-21 85.7% Game: 20-23 87.0%

Officials: Chris Rastatter, Gregory Nixon, Nate Harris
 Technical fouls: BYU-None. Colorado-None.
 Attendance: 8913

Score by periods	1st	2nd	Total
BYU	36	47	83
Colorado	48	44	92

Last FG - BYU 2nd-01:21, COLO 2nd-04:08.
 Largest lead - BYU None, COLO by 25 2nd-15:46.
 BYU led for 00:00. COLO led for 39:10. Game was tied for 00:50.

	In	Off	2nd	Fast	Bench
Points	Paint	T/O	Chance	Break	
BYU	36	18	15	13	20
COLO	37	13	10	11	22

Score tied - 1 time.
 Lead changed - 0 times.

Official Basketball Box Score -- Game Totals -- Final Statistics
Central Michigan vs BYU
 12/18/15 7:05 pm at Provo, Utah, Marriott Center

Central Michigan 85 - 5-5

#	Player	Total			3-Ptr			Rebounds			PF	TP	A	TO	Blk	Stl	Min
		FG	FGA	FT	FTA	FG	FGA	FT	FTA	Off							
02	RAYSON, Braylon	4-7	3-4	5-7	1	3	4	1	16	1	1	0	0	24			
04	SIMMONS, Rayshawn	6-11	2-3	1-3	2	2	4	2	15	6	0	0	0	33			
15	FOWLER, Chris	3-14	0-5	2-4	1	4	5	3	8	10	3	0	1	40-			
24	MEYER, Luke	2-6	0-1	0-0	3	4	7	3	4	0	0	1	0	15			
34	SIMONS, John	5-7	4-6	0-0	4	5	9	0	14	0	6	0	1	39			
01	REDMAN, Corey	2-4	2-4	0-0	0	1	1	1	6	0	0	0	0	10			
10	STEWART, Austin	1-1	0-0	0-0	0	0	0	2	2	0	1	0	0	10			
12	KOZINSKI, Josh	6-13	6-13	0-0	0	2	2	3	18	1	0	0	1	25			
23	SCOTT, DaRohn	1-1	0-0	0-0	0	0	0	2	2	0	0	0	0	4			
Team						1		2									
Totals		30-64	17-36	8-14	12	22	34	17	85	18	11	1	3	200			

FG % 1st Half: 16-33 48.5% 2nd half: 14-31 45.2% Game: 30-64 46.9%
 3FG % 1st Half: 10-20 50.0% 2nd half: 7-16 43.8% Game: 17-36 47.2%
 FT % 1st Half: 2-3 66.7% 2nd half: 6-11 54.5% Game: 8-14 57.1%

BYU 98 - 7-3

#	Player	Total			3-Ptr			Rebounds			PF	TP	A	TO	Blk	Stl	Min
		FG	FGA	FT	FTA	FG	FGA	FT	FTA	Off							
01	FISCHER, Chase	8-17	4-12	3-5	0	0	0	3	23	3	0	0	1	37			
04	EMERY, Nick	5-14	2-6	0-0	1	6	7	4	12	4	1	0	2	35			
05	COLLINSWORTH, Kyle	5-8	0-2	2-4	5	5	10	3	12	10	3	1	1	38			
21	DAVIS, Kyle	7-9	0-0	6-7	1	5	6	3	20	4	1	1	0	24			
44	KAUFUSI, Corbin	0-1	0-0	2-3	1	1	2	1	2	0	0	0	0	12			
02	SELJAAS, Zac	9-13	7-9	0-0	1	4	5	1	25	3	0	0	2	30			
15	TOOLSON, Jake	1-2	1-2	0-0	0	2	2	1	3	0	1	0	0	12			
25	CHATMAN, Jordan	0-0	0-0	0-0	0	0	0	0	0	0	0	0	0	0+			
33	AUSTIN, Nate	0-0	0-0	1-2	1	2	3	2	1	2	0	0	0	12			
Team						1		2									
Totals		35-64	14-31	14-21	11	26	37	18	98	26	6	2	6	200			

FG % 1st Half: 15-31 48.4% 2nd half: 20-33 60.6% Game: 35-64 54.7%
 3FG % 1st Half: 8-18 44.4% 2nd half: 6-13 46.2% Game: 14-31 45.2%
 FT % 1st Half: 6-9 66.7% 2nd half: 8-12 66.7% Game: 14-21 66.7%

Officials: Verne Harris, Keith Kimble, Larry Spaulding
 Technical fouls: Central Michigan-None. BYU-None.
 Attendance: 13408

Score by periods	1st	2nd	Total
Central Michigan	44	41	85
BYU	44	54	98

Last FG - CMU 2nd-00:08, BYU 2nd-00:19.
 Largest lead - CMU by 2 1st-02:18, BYU by 16 2nd-00:19.
 CMU led for 00:54. BYU led for 35:12. Game was tied for 03:54.

	In	Off	2nd	Fast	Bench
Points	Paint	T/O	Chance	Break	
CMU	26	7	10	2	28
BYU	36	9	9	17	29

Score tied - 5 times.
 Lead changed - 8 times.

Official Basketball Box Score -- Game Totals -- Final Statistics
BYU vs Harvard
 12-22-15 11:30 AM at Stan Sheriff Center (Honolulu, O'ahu)

BYU 82 - 7-4, 0-1 HADHC

#	Player	Total			3-Ptr			Rebounds			PF	TP	A	TO	Blk	Stl	Min
		FG	FGA	FT	FTA	FG	FGA	FT	FTA	Off							
01	FISCHER, Chase	0-5	0-4	4-7	0	2	2	4	1	0	0	0	0	30			
04	EMERY, Nick	5-12	1-4	2-2	0	1	1	5	13	0	1	0	2	31			
05	COLLINSWORTH, Kyle	7-13	0-1	9-11	2	4	6	3	23	8	7	0	3	44			
21	DAVIS, Kyle	10-14	0-0	3-5	4	12	16	2	23	1	3	1	0	41			
44	KAUFUSI, Corbin	1-3	0-0	1-2	0	1	2	3	1	1	1	0	0	15			
02	SELJAAS, Zac	3-6	2-4	0-0	0	2	2	5	8	0	2	0	1	27			
25	CHATMAN, Jordan	1-1	0-0	0-0	0	1	1	0	2	0	0	0	0	7			
33	AUSTIN, Nate	0-0	0-0	0-0	0	1	1	2	0	0	0	0	1	10			
40	AYTES, Jamal	3-6	0-0	0-2	1	0	1	3	6	1	1	0	0	20			
Team						2		3									
Totals		30-60	3-13	19-29	9	25	34	24	82	12	15	2	7	225			

FG % 1st Half: 12-27 44.4% 2nd half: 13-27 48.1% OT: 5-6 83.3% Game: 30-60 50.0%
 3FG % 1st Half: 2-4 50.0% 2nd half: 1-8 12.5% OT: 0-1 0.0% Game: 3-13 23.1%
 FT % 1st Half: 3-8 37.5% 2nd half: 10-14 71.4% OT: 6-7 85.7% Game: 19-29 65.5%

Harvard 85 - 4-6, 1-0 HADHC

#	Player	Total			3-Ptr			Rebounds			PF	TP	A	TO	Blk	Stl	Min
		FG	FGA	FT	FTA	FG	FGA	FT	FTA	Off							
03	McCarthy, Tommy	2-7	1-4	0-0	0	1	1	3	5	5	7	0	0	30			
04	Edosomwan, Zena	9-18	0-0	5-12	3	14	17	5	23	3	1	2	0	40-			
25	Johnson, Corey	4-11	4-9	0-0	0	3	3	2	12	2	1	0	0	35			
33	Cummins, Evan	3-4	0-0	2-2	2	2	4	4	8	2	1	0	0	18			
35	Okolie, Agunwa	2-3	0-0	7-8	3	3	6	4	11	1	1	1	1	26			
10	Steeves, Patrick	3-8	1-2	2-2	0	0	0	1	9	4	1	1	1	26			
11	Egi, Chris	0-1	0-0	0-0	0	1	1	4	0	0	1	0	0	13			
15	Miller, Corbin	6-8	5-7	0-0	0	0											

Official Basketball Box Score -- Game Totals -- Final Statistics
BYU vs Northern Iowa
12-25-15 10:31 AM at Stan Sheriff Center (Honolulu, O'ahu)

BYU 84 • 9-4, 2-1 HADHC

#	Player	Total			3-Ptr			Rebounds			PF	TP	A	TO	Bk	Stl	Min
		FG-FGA	FG-FGA	FT-FTA	FG-FGA	FG-FGA	FT-FTA	Off	Def	Tot							
01	FISCHER, Chase	* 7-14	4-11	8-8	0	1	1	3	26	1	2	0	1	37			
04	EMERY, Nick	* 2-9	1-5	6-6	1	2	3	4	11	0	0	0	0	25			
05	COLLINSWORTH, Kyle	* 5-9	0-1	2-2	4	12	16	1	12	6	5	1	3	37			
21	DAVIS, Kyle	* 5-10	0-0	0-0	3	6	9	3	10	2	6	1	1	35			
33	AUSTIN, Nate	* 2-4	0-0	0-0	1	2	3	2	4	1	1	1	0	14			
02	SELJAAS, Zac	* 3-3	3-3	3-5	0	3	3	3	12	3	1	0	1	29			
25	CHATMAN, Jordan	* 1-1	1-1	0-0	0	1	1	0	3	1	0	0	0	4			
40	AYTES, Jamal	* 3-6	0-0	0-0	0	3	3	1	6	0	0	0	0	19			
Team					0	2	2										
Totals		28-56	9-21	19-21	9	32	41	17	84	14	15	3	6	200			

FG % 1st Half: 15-28 53.6% 2nd half: 13-28 46.4% Game: 28-56 50.0%
 3FG % 1st Half: 3-9 33.3% 2nd half: 6-12 50.0% Game: 9-21 42.9%
 FT % 1st Half: 5-7 71.4% 2nd half: 14-14 100.0% Game: 19-21 90.5%

Northern Iowa 76 • 8-5, 1-2

#	Player	Total			3-Ptr			Rebounds			PF	TP	A	TO	Bk	Stl	Min
		FG-FGA	FG-FGA	FT-FTA	FG-FGA	FG-FGA	FT-FTA	Off	Def	Tot							
04	Jespersion, Paul	* 3-11	2-9	0-0	1	3	4	2	8	0	1	1	0	37			
05	Bohannon, Matt	* 7-16	7-15	0-0	0	4	4	4	21	0	0	0	0	36			
11	Washpun, Wes	* 5-8	2-3	2-3	1	6	7	4	14	8	3	1	2	40			
20	Morgan, Jeremy	* 5-14	1-6	8-9	4	0	4	1	19	1	2	0	3	33			
25	Koch, Bennett	* 0-4	0-0	0-0	1	0	1	1	0	0	1	0	0	7			
02	Carlson, Clint	* 5-10	0-1	2-2	0	3	3	3	12	4	0	1	0	30			
03	Friedman, Ted	* 1-2	0-1	0-0	0	2	2	2	0	0	0	0	0	6			
22	Knar, Robert	* 0-0	0-0	0-0	0	0	0	0	0	0	0	0	0	4			
33	Lohaus, Wyatt	* 0-0	0-0	0-0	0	0	0	2	0	0	1	0	0	7			
Team					1	1	2										
Totals		26-65	12-35	12-14	8	19	27	19	76	13	8	3	5	200			

FG % 1st Half: 11-31 35.5% 2nd half: 15-34 44.1% Game: 26-65 40.0%
 3FG % 1st Half: 5-15 33.3% 2nd half: 7-20 35.0% Game: 12-25 34.3%
 FT % 1st Half: 1-1 100.0% 2nd half: 11-13 84.6% Game: 12-14 85.7%

Officials: Jason Baker, Tom Short, JB DeRosa
 Technical fouls: BYU-None. Northern Iowa-None.
 Attendance: 6172
 Turnstile Attendance: 904

Score by periods	1st	2nd	Total
BYU	38	46	84
Northern Iowa	28	48	76

Last FG - BYU 2nd-01:47, UNI 2nd-00:19.
 Largest lead - BYU by 15 1st-07:40, UNI by 2 1st-14:44.
 BYU led for 34:55. UNI led for 01:46. Game was tied for 03:19.

	In	Off	2nd	Fast	Bench
Points	34	9	9	2	21
Paint	22	24	11	2	14
T/O	9	1	2		
Chance	9	1	2		
Break	2	2			
Rebound	1				

Score tied - 4 times.
 Lead changed - 6 times.

Official Basketball Box Score -- Game Totals -- Final Statistics
Brigham Young vs Saint Mary's (CA)
12/31/15 8:00 PM at Moraga, CA

Brigham Young 74 • 9-5, 0-1 WCC

#	Player	Total			3-Ptr			Rebounds			PF	TP	A	TO	Bk	Stl	Min
		FG-FGA	FG-FGA	FT-FTA	FG-FGA	FG-FGA	FT-FTA	Off	Def	Tot							
01	FISCHER, Chase	* 8-18	2-8	3-4	0	1	1	4	21	2	2	0	0	34			
04	EMERY, Nick	* 4-14	3-7	0-0	2	1	3	2	11	2	0	0	0	30			
05	COLLINSWORTH, Kyle	* 4-15	0-1	0-0	1	5	6	3	8	6	3	1	0	35			
21	DAVIS, Kyle	* 6-11	0-0	2-4	1	2	3	4	14	0	1	1	1	30			
33	AUSTIN, Nate	* 3-4	0-0	0-0	6	8	14	3	6	2	1	0	0	24			
02	SELJAAS, Zac	* 1-2	1-2	0-0	0	0	0	1	3	0	0	0	0	17			
24	GUINN, Davin	* 0-0	0-0	0-0	0	0	0	0	0	0	0	0	0	0			
25	CHATMAN, Jordan	* 3-6	2-2	0-0	0	1	1	1	8	0	0	0	0	12			
31	SHAW, Braiden	* 0-0	0-0	0-0	0	0	0	0	0	0	0	0	0	0			
34	HARTSOCK, Jakob	* 0-1	0-1	0-0	0	0	0	0	0	0	0	0	0	0			
40	AYTES, Jamal	* 1-1	0-0	0-0	1	0	1	0	2	0	0	0	0	9			
44	KAUFUSI, Corbin	* 0-0	0-0	1-2	3	1	4	1	1	0	0	0	0	9			
Team					0	2	2										
Totals		30-72	8-21	6-10	14	21	35	19	74	12	7	2	1	200			

FG % 1st Half: 11-39 28.2% 2nd half: 19-33 57.6% Game: 30-72 41.7%
 3FG % 1st Half: 3-11 27.3% 2nd half: 5-10 50.0% Game: 8-21 38.1%
 FT % 1st Half: 2-3 66.7% 2nd half: 4-7 57.1% Game: 6-10 60.0%

Saint Mary's (CA) 85 • 12-1, 3-0 WCC

#	Player	Total			3-Ptr			Rebounds			PF	TP	A	TO	Bk	Stl	Min
		FG-FGA	FG-FGA	FT-FTA	FG-FGA	FG-FGA	FT-FTA	Off	Def	Tot							
22	Pineau,Dane	f 6-8	0-0	2-3	1	2	3	4	14	1	0	2	1	21			
24	Hermanson,Calvin	f 8-12	5-7	0-1	2	0	2	4	11	1	1	0	0	34			
21	Fitzner,Evan	c 4-8	1-4	4-4	1	8	9	4	13	2	3	1	0	33			
03	Naar,Emmett	g 5-11	0-3	3-4	0	1	1	0	13	6	0	0	0	40			
25	Rahon,Joe	g 3-9	2-3	0-0	0	7	7	1	8	6	1	1	1	40			
01	Hunter,Jordan	* 0-0	0-0	0-0	0	0	0	0	0	0	0	0	0	0			
02	Gonzalez,Stefan	* 0-1	0-1	0-0	0	0	0	0	0	0	0	0	0	4			
11	Biebel,Jack	* 0-0	0-0	0-0	0	0	0	0	0	0	0	0	0	0			
33	Clark,Kyle	* 0-1	0-1	0-0	0	3	3	2	0	1	1	0	1	9			
34	Landale,Jack	* 5-5	0-0	4-4	1	6	7	4	14	2	1	2	0	19			
43	Porter,Franklin	* 0-0	0-0	2-2	0	1	1	0	2	0	0	0	0	0			
Team					1	1	2										
Totals		31-55	8-19	15-18	6	29	35	16	85	19	7	6	3	200			

FG % 1st Half: 14-27 51.9% 2nd half: 17-28 60.7% Game: 31-55 56.4%
 3FG % 1st Half: 3-12 25.0% 2nd half: 5-7 71.4% Game: 8-19 42.1%
 FT % 1st Half: 5-7 71.4% 2nd half: 10-11 90.9% Game: 15-18 83.3%

Officials: Randy McCall, John Higgins, Mike Reed
 Technical fouls: Brigham Young-None. Saint Mary's (CA)-None.
 Attendance: 3183

Score by periods	1st	2nd	Total
Brigham Young	27	47	74
Saint Mary's (CA)	36	49	85

	In	Off	2nd	Fast	Bench
Points	30	4	14	0	14
Paint	30	4	14	0	14
T/O	4	1	2		
Chance	4	1	2		
Break	2	2			
Rebound	1				

Last FG - BYU 2nd-00:26, SMC 2nd-00:49.
 Largest lead - BYU by 5 1st-17:42, SMC by 15 2nd-03:40.
 BYU led for 05:06. SMC led for 34:04. Game was tied for 00:50.

Official Basketball Box Score -- Game Totals -- Final Statistics
BYU vs Pacific
1/2/16 3:07 pm at Stockton, Calif. (Alex G. Spanos Center)

BYU 81 • 10-5, 1-1 WCC

#	Player	Total			3-Ptr			Rebounds			PF	TP	A	TO	Bk	Stl	Min
		FG-FGA	FG-FGA	FT-FTA	FG-FGA	FG-FGA	FT-FTA	Off	Def	Tot							
21	DAVIS, Kyle	f 2-6	0-0	0-0	3	4	7	1	4	0	2	3	0	20			
33	AUSTIN, Nate	f 1-2	0-0	2-2	6	4	10	2	4	0	0	3	1	28			
01	FISCHER, Chase	g 7-16	6-11	3-4	1	3	4	1	23	2	1	0	1	37			
04	EMERY, Nick	g 2-8	1-6	1-2	0	3	3	3	6	1	1	0	0	30			
05	COLLINSWORTH, Kyle	g 5-8	0-0	12-17	1	4	5	2	22	8	5	0	3	37			
02	SELJAAS, Zac	g 4-8	4-6	2-2	1	4	5	1	14	0	1	0	1	27			
25	CHATMAN, Jordan	* 0-0	0-0	2-2	0	0	0	0	2	0	0	0	0	3			
31	SHAW, Braiden	* 0-0	0-0	0-0	0	0	0	1	0	0	0	0	0	1			
34	HARTSOCK, Jakob	* 0-0	0-0	0-0	0	0	0	0	0	0	0	0	0	0			
40	AYTES, Jamal	* 2-6	0-0	0-1	0	2	2	2	4	0	1	0	0	10			
44	KAUFUSI, Corbin	* 1-1	0-0	0-0	1	0	1	3	2	0	0	0	0	7			
Team					1	0	1										
Totals		24-55	11-23	22-30	14	24	38	16	81	11	11	6	6	200			

FG % 1st Half: 10-28 35.7% 2nd half: 14-27 51.9% Game: 24-55 43.6%
 3FG % 1st Half: 5-11 45.5% 2nd half: 6-12 50.0% Game: 11-23 47.8%
 FT % 1st Half: 9-15 60.0% 2nd half: 13-15 86.7% Game: 22-30 73.3%

Pacific 67 • 3-10, 2-2 WCC

#	Player	Total			3-Ptr			Rebounds			PF	TP	A	TO	Bk	Stl	Min
		FG-FGA	FG-FGA	FT-FTA	FG-FGA	FG-FGA	FT-FTA	Off	Def	Tot							
04	VUKO, Tonko	f 2-4	0-1	2-2	1	0	1	4	6	0	1	0	0	15			
21	LAMPKIN, Jacob	f 7-8	0-0	0-0	2												

Official Basketball Box Score -- Game Totals -- Final Statistics
San Francisco vs BYU
01/09/16 7:05 pm at Provo, Utah, Marriott Center

San Francisco 92 • 9-7, 3-3 WCC

#	Player	Total			3-Ptr			Rebounds			PF	TP	A	TO	Bk	Stl	Min
		FG-FGA	FG-FGA	FT-FTA	FG-FGA	FG-FGA	FT-FTA	Off	Def	Tot							
01	WATSON, Devin	* 6-13	1-4	12-15	0	1	1	5	25	5	3	0	0	0	0	38	
02	OFOEGBU, Uche	* 3-7	0-2	0-0	0	6	6	5	6	1	1	0	0	0	22		
13	REYNOLDS, Dont'e	* 2-3	0-0	0-0	3	4	7	4	4	1	3	1	0	0	25		
22	FOSTER, Chase	* 1-1	1-1	1-2	0	0	0	0	4	3	1	0	0	0	29		
32	DERKSEN, Tim	* 6-16	4-7	4-4	1	0	1	2	20	5	1	0	1	1	28		
03	BOYCE, Ronnie	6-15	1-7	0-0	3	2	5	4	13	1	4	0	0	0	26		
10	McCARTHY, Matt	5-6	0-0	0-1	0	6	6	1	10	0	1	0	0	0	20		
15	RENFRO, Nate	4-7	0-2	2-2	1	3	4	2	10	0	0	2	0	0	8		
30	GRENNAN, Sean	0-0	0-0	0-0	0	0	0	0	0	0	0	0	0	0	4		
	Team				4	6	10										
	Totals	33-68	7-23	19-24	12	28	40	23	92	16	14	3	1	200			

FG % 1st Half: 17-33 51.5% 2nd half: 16-35 45.7% Game: 33-68 48.5% Deadball Rebounds 2
 3FG % 1st Half: 4-11 36.4% 2nd half: 3-12 25.0% Game: 7-23 30.0%
 FT % 1st Half: 7-11 63.6% 2nd half: 12-13 92.3% Game: 19-24 79.2%

BYU 102 • 12-5, 3-1 WCC

#	Player	Total			3-Ptr			Rebounds			PF	TP	A	TO	Bk	Stl	Min
		FG-FGA	FG-FGA	FT-FTA	FG-FGA	FG-FGA	FT-FTA	Off	Def	Tot							
01	FISCHER, Chase	* 7-14	5-10	6-8	0	2	2	2	25	4	1	0	0	0	36		
04	EMERY, Nick	* 7-15	3-6	4-4	0	5	5	2	21	4	0	0	1	1	36		
05	COLLINSWORTH, Kyle	* 5-12	0-1	3-5	1	3	4	1	13	7	2	1	3	34			
21	DAVIS, Kyle	* 3-8	0-0	8-11	5	4	9	2	14	1	2	4	1	24			
33	AUSTIN, Nate	* 2-3	0-0	0-0	1	4	5	4	4	1	1	1	0	21			
02	SELJAAS, Zac	7-12	6-10	0-0	2	3	5	4	20	1	1	1	1	22			
25	CHATMAN, Jordan	1-3	1-3	2-2	1	1	2	0	5	0	0	0	0	12			
40	AYTES, Jamal	0-1	0-0	0-0	0	0	0	1	0	0	1	0	0	3			
44	KAUFUSI, Corbin	0-0	0-0	0-0	0	2	2	1	0	1	0	1	0	12			
	Team				2	2	4										
	Totals	32-68	15-30	23-30	12	26	38	17	102	19	8	8	6	200			

FG % 1st Half: 19-36 52.8% 2nd half: 13-32 40.6% Game: 32-68 47.1% Deadball Rebounds 3
 3FG % 1st Half: 8-16 50.0% 2nd half: 7-14 50.0% Game: 15-30 50.0%
 FT % 1st Half: 5-6 83.3% 2nd half: 18-24 75.0% Game: 23-30 76.7%

Officials: Deron White, Tom Spitznagel, Ryan McDaniel
 Technical fouls: San Francisco-None. BYU-None.
 Attendance: 16616

Score by periods	1st	2nd	Total
San Francisco	45	47	92
BYU	51	51	102

	Points	In	Off	2nd	Fast	Bench
	USF	Paint	T/O	Chance	Break	
BYU	42	7	14	6	33	25
BYU	32	12	10	13	25	

Last FG - USF 2nd-00:30, BYU 2nd-04:22.
 Largest lead - USF by 5 1st-09:07, BYU by 14 2nd-00:35.
 USF led for 08:26. BYU led for 26:18. Game was tied for 05:16.

Score tied - 10 times.
 Lead changed - 8 times.

Official Basketball Box Score -- Game Totals -- Final Statistics
BYU vs Gonzaga
01/14/16 6:00 PM at Spokane, WA (McCarthy Athletic Center)

BYU 69 • 13-5, 4-1

#	Player	Total			3-Ptr			Rebounds			PF	TP	A	TO	Bk	Stl	Min
		FG-FGA	FG-FGA	FT-FTA	FG-FGA	FG-FGA	FT-FTA	Off	Def	Tot							
01	FISCHER, Chase	* 6-13	1-4	5-5	0	1	1	2	18	4	1	0	1	0	40-		
04	EMERY, Nick	* 1-6	1-5	0-1	0	2	2	3	3	2	1	0	1	18			
05	COLLINSWORTH, Kyle	* 9-18	1-2	1-1	0	5	5	3	20	3	2	0	1	29			
21	DAVIS, Kyle	* 5-12	0-1	2-2	2	9	11	1	12	2	2	4	2	34			
33	AUSTIN, Nate	* 2-2	0-0	0-1	1	3	4	4	4	0	0	2	0	19			
02	SELJAAS, Zac	1-6	0-3	0-0	0	4	4	2	2	0	2	0	0	14			
25	CHATMAN, Jordan	1-3	0-2	0-0	0	0	0	3	2	0	1	0	0	19			
31	SHAW, Braiden	0-0	0-0	2-2	0	0	0	0	2	0	0	0	0	1			
40	AYTES, Jamal	0-1	0-0	0-0	0	4	4	1	0	0	1	0	0	7			
44	KAUFUSI, Corbin	2-4	0-0	2-2	2	4	6	3	6	0	1	1	0	19			
	Team				2	2	4										
	Totals	27-65	3-17	12-14	7	34	41	22	69	11	11	7	5	200			

FG % 1st Half: 11-32 34.4% 2nd half: 16-33 48.5% Game: 27-65 41.5% Deadball Rebounds 0
 3FG % 1st Half: 0-9 0.0% 2nd half: 3-8 37.5% Game: 3-17 17.6%
 FT % 1st Half: 10-10 100.0% 2nd half: 2-4 50.0% Game: 12-14 85.7%

Gonzaga 68 • 13-4, 5-1

#	Player	Total			3-Ptr			Rebounds			PF	TP	A	TO	Bk	Stl	Min
		FG-FGA	FG-FGA	FT-FTA	FG-FGA	FG-FGA	FT-FTA	Off	Def	Tot							
10	ALBERTS, Bryan	* 0-1	0-1	0-0	0	1	1	1	0	0	1	0	0	0	11		
11	SABONIS, Domantas	* 2-6	0-0	1-2	0	6	6	4	5	0	1	0	0	21			
13	PERKINS, Josh	* 2-8	1-3	6-6	0	6	6	3	11	7	2	0	3	39			
23	McCLELLAN, Eric	* 3-12	0-5	2-2	0	2	2	4	8	2	3	0	1	31			
33	WILTJER, Kyle	* 11-23	4-8	9-12	2	8	10	1	35	0	3	0	1	38			
00	MELSON, Silas	0-1	0-1	0-0	0	2	2	0	0	1	1	0	0	13			
03	DRANGINIS, Kyle	1-3	1-2	0-0	0	2	2	2	3	1	1	0	1	29			
25	EDWARDS, Ryan	2-3	0-0	2-2	1	2	3	1	6	0	0	2	1	18			
	Team				3	4	7										
	Totals	21-57	6-20	20-24	6	33	39	16	68	11	12	2	7	200			

FG % 1st Half: 10-28 35.7% 2nd half: 11-29 37.9% Game: 21-57 36.8% Deadball Rebounds 0
 3FG % 1st Half: 4-12 33.3% 2nd half: 2-8 25.0% Game: 6-20 30.0%
 FT % 1st Half: 12-15 80.0% 2nd half: 8-9 88.9% Game: 20-24 83.3%

Officials: Verne Harris, John Higgins, Michael Irving
 Technical fouls: BYU-None. Gonzaga-None.
 Attendance: 6000

Score by periods	1st	2nd	Total
BYU	32	37	69
Gonzaga	36	32	68

	Points	In	Off	2nd	Fast	Bench
	BYU	Paint	T/O	Chance	Break	
GON	40	8	11	6	12	9
GON	20	12	10	4	9	

Last FG - BYU 2nd-01:38, GON 2nd-02:39.
 Largest lead - BYU by 2 1st-19:43, GON by 13 2nd-15:10.
 BYU led for 06:46. GON led for 32:57. Game was tied for 00:17.

Score tied - 3 times.
 Lead changed - 14 times.

Official Basketball Box Score -- Game Totals -- Final Statistics
BYU vs Portland
01/16/16 3:00 PM at Portland, Ore. (Chiles Center)

BYU 81 • 13-6 (4-2 WCC)

#	Player	Total			3-Ptr			Rebounds			PF	TP	A	TO	Bk	Stl	Min
		FG-FGA	FG-FGA	FT-FTA	FG-FGA	FG-FGA	FT-FTA	Off	Def	Tot							
21	DAVIS, Kyle	f 6-11	1-2	7-9	0	6	6	5	20	2	2	2	2	34			
33	AUSTIN, Nate	f 2-3	0-0	3-5	6	5	11	3	7	0	1	0	0	27			
01	FISCHER, Chase	g 7-15	3-8	5-7	1	2	3	22	2	2	0	0	0	36			
04	EMERY, Nick	g 4-11	2-6	3-4	1	1	2	3	13	0	1	0	3	31			
05	COLLINSWORTH, Kyle	g 4-17	0-2	2-2	3	7	10	1	10	6	5	0	2	37			
02	SELJAAS, Zac	1-4	0-3	1-1	2	1	3	1	3	0	1	1	1	11			
25	CHATMAN, Jordan	0-5	0-1	0-0	0	1	1	2	0	0	0	1	0	10			
40	AYTES, Jamal	0-1	0-0	0-0	2	0	2	1	0	0	2	0	0	3			
44	KAUFUSI, Corbin	3-4	0-0	0-1	0	1	1	2	6	0	0	0	0	11			
	Team				4	1	5										
	Totals	27-71	6-22	21-29	19	25	44	21	81	10	14	4	8	200			

FG % 1st Half: 14-35 40.0% 2nd half: 13-36 36.1% Game: 27-71 38.0% Deadball Rebounds 5,3
 3FG % 1st Half: 3-8 37.5% 2nd half: 3-14 21.4% Game: 6-22 27.3%
 FT % 1st Half: 9-13 69.2% 2nd half: 12-16 75.0% Game: 21-29 72.4%

Portland 84 • 9-11 (3-4 WCC)

#	Player	Total			3-Ptr			Rebounds			PF	TP	A	TO	Bk	Stl	Min
		FG-FGA	FG-FGA	FT-FTA	FG-FGA	FG-FGA	FT-FTA	Off	Def	Tot							
10	TODD, Jason	f 0-3	0-2	3-4	0	2	2	1	3	0	1	1	0	15			
24	TAYLOR, Gabe	f 2-6	0-0	0-0	2	2	4	3	4	1	2	0	0	24			
32	BARRENO, Ray	c 1-3	0-0	0-0	1	7	8	3	2	1	1	0	0	22			
01	PRESSLEY, Bryce	g 8-15	2-7	3-4	1	5	6	2	21	3	1	0	1	35</			

Official Basketball Box Score -- Game Totals -- Final Statistics
Brigham Young vs Pepperdine
01/23/16 5:05 p.m. at Malibu, Calif. (Firestone Fieldhouse)

Brigham Young 65 • 14-7, 5-3 WCC

#	Player	Total			3-Ptr			Rebounds			PF	TP	A	TO	Bk	Stl	Min
		FG	FGA	FT	FTA	Off	Def	Tot									
21	DAVIS, Kyle	2-9	0-1	0-0	4	0	4	2	4	3	3	3	25				
33	AUSTIN, Nate	2-3	0-0	3-4	4	7	11	4	7	0	2	0	1	30			
01	FISCHER, Chase	5-16	2-8	3-4	1	0	1	3	15	2	1	0	1	36			
04	EMERY, Nick	6-17	4-8	1-1	0	3	3	2	17	0	1	0	2	36			
05	COLLINSWORTH, Kyle	6-10	0-0	6-10	4	3	7	2	18	3	2	1	2	36			
02	SELJAAS, Zac	1-5	0-4	0-0	1	4	5	0	2	2	1	1	0	21			
25	CHATMAN, Jordan	0-2	0-1	0-0	0	0	0	0	0	0	0	0	0	5			
44	KAUFUSI, Corbin	1-2	0-0	0-0	1	0	1	2	2	0	1	1	0	11			
Team					3			4									
Totals		23-64	6-22	13-19	18	21	39	15	65	10	11	6	9	200			

FG % 1st Half: 10-34 29.4% 2nd half: 13-30 43.3% Game: 23-64 35.9%
 3FG % 1st Half: 4-10 40.0% 2nd half: 2-12 16.7% Game: 6-22 27.3%
 FT % 1st Half: 4-6 66.7% 2nd half: 9-13 69.2% Game: 13-19 68.4%

Pepperdine 71 • 13-7, 6-3 WCC

#	Player	Total			3-Ptr			Rebounds			PF	TP	A	TO	Bk	Stl	Min
		FG	FGA	FT	FTA	Off	Def	Tot									
05	DAVIS, Stacy	3-9	0-3	4-4	1	8	9	2	10	3	4	0	1	35			
13	EDWARDS, Kameron	6-11	0-1	1-4	4	5	9	0	13	0	1	1	29				
45	RAINES, Jett	8-14	0-0	2-3	4	1	5	3	18	1	3	0	28				
03	MAJOR, Jeremy	0-4	0-1	0-2	0	2	2	4	0	3	0	1	25				
30	MURRAY JR., Lamond	8-17	4-6	0-0	1	6	7	3	20	0	1	0	39				
00	UDENYI, Amadi	4-6	0-1	0-0	1	2	3	3	8	9	2	0	24				
23	ALLEN, Jonathan	0-0	0-0	0-0	0	0	0	1	0	0	0	0	3				
25	JOHN, A.J.	1-2	0-0	0-0	2	2	4	2	2	0	1	2	17				
Team					2			0									
Totals		30-63	4-12	7-13	15	26	41	18	71	16	12	4	5	200			

FG % 1st Half: 14-35 40.0% 2nd half: 16-28 57.1% Game: 30-63 47.6%
 3FG % 1st Half: 2-7 28.6% 2nd half: 2-5 40.0% Game: 4-12 33.3%
 FT % 1st Half: 0-0 0.0% 2nd half: 7-13 53.8% Game: 7-13 53.8%

Officials: Gregory Nixon, Horace Shields, Dennis Flannery
 Technical fouls: Brigham Young-None. Pepperdine-None.
 Attendance: 3019

Score by periods	1st	2nd	Total
Brigham Young	28	37	65
Pepperdine	30	41	71

Points	In	Off	2nd	Fast	Bench
BYU	34	10	13	10	4
PEP	40	9	15	4	10

Last FG - BYU 2nd-03:31, PEP 2nd-01:52.
 Largest lead - BYU by 4 1st-07:06, PEP by 6 2nd-05:23.
 BYU led for 08:57, PEP led for 19:57. Game was tied for 11:06.

Score tied - 17 times.
 Lead changed - 18 times.

Official Basketball Box Score -- Game Totals -- Final Statistics
Loyola Marymount vs BYU
01/28/16 9:05 pm at Provo, Utah, Marriott Center

Loyola Marymount 62 • 10-11, 3-7 WCC

#	Player	Total			3-Ptr			Rebounds			PF	TP	A	TO	Bk	Stl	Min
		FG	FGA	FT	FTA	Off	Def	Tot									
04	JACKO, Adom	9-16	0-0	2-2	1	6	7	4	20	0	2	0	0	29			
10	BROWN, Brandon	4-11	1-3	1-3	0	0	0	0	10	4	1	0	1	26			
12	HANEY, Steven	2-7	0-4	0-0	0	2	2	2	4	1	2	0	1	22			
24	JOHNSON, Shamar	0-2	0-0	2-2	0	2	2	3	2	0	1	0	0	15			
45	HUMPHRIES, David	1-6	1-5	0-0	4	4	8	0	3	2	3	0	1	23			
02	SPIERS, Joshua	0-2	0-2	0-0	0	1	1	0	0	0	0	0	0	9			
03	TUTU, Munis	0-2	0-0	0-0	1	3	4	1	0	1	1	0	0	18			
05	HAYES, Matt	0-3	0-3	0-0	0	0	0	0	2	0	0	0	0	9			
11	HERMAN, Petr	1-3	0-0	0-0	0	2	2	1	2	0	0	0	0	8			
22	TUACH, Buay	1-5	0-2	0-1	0	0	0	1	2	0	0	1	1	6			
25	McCLENDON, Jeffery	0-0	0-0	6-9	3	2	5	3	6	0	1	0	2	10			
42	MORNAR, Marin	3-7	0-3	7-8	1	1	2	2	13	0	2	2	0	25			
Team					2			2									
Totals		21-64	2-22	18-25	12	25	37	19	62	9	13	3	6	200			

FG % 1st Half: 10-30 33.3% 2nd half: 11-34 32.4% Game: 21-64 32.8%
 3FG % 1st Half: 1-9 11.1% 2nd half: 1-13 7.7% Game: 2-22 9.1%
 FT % 1st Half: 3-4 75.0% 2nd half: 15-21 71.4% Game: 18-25 72.0%

BYU 87 • 15-7, 6-3 WCC

#	Player	Total			3-Ptr			Rebounds			PF	TP	A	TO	Bk	Stl	Min
		FG	FGA	FT	FTA	Off	Def	Tot									
01	FISCHER, Chase	4-10	4-8	5-5	0	6	6	2	17	4	0	0	2	31			
04	EMERY, Nick	4-12	2-7	0-0	0	3	3	2	10	4	0	0	2	27			
05	COLLINSWORTH, Kyle	3-5	0-0	5-9	2	3	5	4	11	8	3	0	3	28			
21	DAVIS, Kyle	9-13	0-0	1-2	2	1	3	3	19	2	0	1	0	26			
33	AUSTIN, Nate	0-0	0-0	0-0	0	3	4	7	2	0	0	0	0	13			
02	SELJAAS, Zac	1-4	1-3	0-1	1	4	5	1	3	3	0	0	0	14			
24	GUINN, Davin	1-3	0-1	1-2	1	0	1	0	3	0	0	0	1	5			
25	CHATMAN, Jordan	4-5	0-1	0-0	0	7	7	1	8	2	2	0	1	20			
31	SHAW, Braiden	0-1	0-0	0-0	0	0	0	0	0	0	0	0	0	4			
34	HARTSOCK, Jakob	1-4	1-4	0-0	0	5	5	3	3	0	1	0	0	16			
40	AYTES, Jamal	0-1	0-0	1-2	0	1	1	3	1	0	1	0	0	4			
44	KAUFUSI, Corbin	5-5	0-0	2-3	1	1	2	2	12	0	2	2	0	12			
Team					1			2									
Totals		32-63	8-24	15-24	11	36	47	23	87	23	11	3	9	200			

FG % 1st Half: 13-29 44.8% 2nd half: 19-34 55.9% Game: 32-63 50.8%
 3FG % 1st Half: 5-14 35.7% 2nd half: 3-10 30.0% Game: 8-24 33.3%
 FT % 1st Half: 7-12 58.3% 2nd half: 8-12 66.7% Game: 15-24 62.5%

Officials: Verne Harris, Shawn Lehigh, Tom O'Neill
 Technical fouls: Loyola Marymount-None. BYU-None.
 Attendance: 12816

Score by periods	1st	2nd	Total
Loyola Marymount	24	38	62
BYU	38	49	87

Points	In	Off	2nd	Fast	Bench
LMU	28	12	8	2	23
BYU	46	24	4	18	30

Last FG - LMU 2nd-02:17, BYU 2nd-00:51.
 Largest lead - LMU by 8 1st-17:36, BYU by 30 2nd-04:36.
 LMU led for 09:36, BYU led for 29:09. Game was tied for 01:15.

Score tied - 1 time.
 Lead changed - 1 time.

Official Basketball Box Score -- Game Totals -- Final Statistics
Pepperdine vs BYU
01/30/16 8:05 pm at Provo, Utah, Marriott Center

Pepperdine 77 • 14-8, 7-4 WCC

#	Player	Total			3-Ptr			Rebounds			PF	TP	A	TO	Bk	Stl	Min
		FG	FGA	FT	FTA	Off	Def	Tot									
03	MAJOR, Jeremy	5-13	2-7	1-2	0	2	2	1	13	4	1	0	4	35			
05	DAVIS, Stacy	3-9	0-1	2-2	3	6	9	4	8	2	7	0	0	31			
13	EDWARDS, Kameron	6-7	0-0	4-6	0	2	2	5	16	3	1	0	1	21			
30	MURRAY JR., Lamond	7-13	1-2	1-4	2	2	4	3	16	0	3	1	0	29			
45	RAINES, Jett	6-11	0-1	5-6	3	3	6	3	17	1	1	1	1	28			
00	UDENYI, Amadi	1-4	0-2	4-4	0	3	3	1	6	2	1	0	2	26			
23	ALLEN, Jonathan	0-0	0-0	0-0	0	1	1	0	0	0	1	0	0	9			
25	JOHN, A.J.	0-2	0-0	0-0	0	3	3	0	0	0	1	1	2	14			
34	JOHNSON, Jake	0-0	0-0	1-4	0	0	0	4	1	0	0	0	0	7			
Team					2			4									
Totals		28-59	3-13	18-28	10	26	36	24	77	12	16	4	10	200			

FG % 1st Half: 18-31 58.1% 2nd half: 10-28 35.7% Game: 28-59 47.5%
 3FG % 1st Half: 2-7 28.6% 2nd half: 1-6 16.7% Game: 3-13 23.1%
 FT % 1st Half: 7-11 63.6% 2nd half: 11-17 64.7% Game: 18-28 64.3%

BYU 88 • 16-7, 7-3 WCC

#	Player	Total			3-Ptr			Rebounds			PF	TP	A	TO	Bk	Stl	Min
		FG	FGA	FT	FTA	Off	Def	Tot									
01	FISCHER, Chase	6-10	2-4	1-2	0	3	3	4	15	1	4	0	0	33			
04	EMERY, Nick	6-12	1-6	4-6	0	2	2	3	17	2	2	0	5	39			
05	COLLINSWORTH, Kyle	10-19	1-2	3-6	1	3	4	3	24	10	4	0	1	34			
21	DAVIS, Kyle	3-5	1-1	4-6	2	6	8	4	11	0	2	1	1	31			
33	AUSTIN, Nate	0-1	0-0	0-0	2	1	3	5	0	1	0	0	0	11			
25	CHATMAN, Jordan	1-3	0-2	0-0	0	0	0	2	2	1	1	2	0	17			
34	HARTSOCK, Jakob	3-7	3-6	0-0	1	3	4	0	9	0	0	0	1	16			
44	KAUFUSI, Corbin	1-4	0-0	8-10	1	5											

Official Basketball Box Score -- Game Totals -- Final Statistics
Pacific vs BYU
02/06/16 2:05 pm at Provo, Utah, Marriott Center

Pacific 77 • 7-15, 5-7 WCC

#	Player	Total			3-Ptr			Rebounds			PF	TP	A	TO	Blk	Stl	Min
		FG-FGA	FG-FGA	FT-FTA	FG-FGA	FG-FGA	FT-FTA	Off	Def	Tot							
02	WALLACE, T.J.	* 3-10	2-7	7-8	4	2	6	1	15	3	4	1	3			34	
03	KOBRE, Alec	* 5-14	3-10	4-4	1	3	4	4	17	1	3	0	0			32	
04	VUKO, Tonko	* 3-4	0-0	2-2	0	1	1	4	8	2	1	0	0			24	
12	THOMPSON, Eric	* 3-3	0-0	2-2	0	8	8	4	8	0	2	3	0			24	
22	BOWLES, Ray	* 1-4	1-1	4-7	2	2	4	5	7	2	0	0	0			23	
00	HAYNES, Maleke	0-1	0-1	0-0	0	0	0	1	0	2	1	0	0			10	
15	URSERY, D.J.	1-2	1-1	6-6	0	1	1	2	9	1	0	0	1			10	
21	LAMPKIN, Jacob	3-7	0-0	0-0	0	2	2	3	6	1	1	0	0			14	
24	TAYLOR, David	1-3	0-1	0-0	0	1	1	0	2	1	1	0	1			12	
33	THEODOROU, Ilias	2-4	1-3	0-0	0	2	2	2	5	0	1	0	0			11	
35	ELERAKY, Sami	0-1	0-0	0-0	0	1	1	2	0	1	1	0	0			6	
	Team				3	8	11										
	Totals	22-53	8-24	25-29	10	31	41	28	77	14	15	4	5	200			

FG % 1st Half: 12-28 42.9% 2nd half: 10-25 40.0% Game: 22-53 41.5% Deadball
 3FG % 1st Half: 6-15 40.0% 2nd half: 2-9 22.2% Game: 8-24 33.3% Rebounds
 FT % 1st Half: 2-4 50.0% 2nd half: 23-25 92.0% Game: 25-29 86.2% 3

BYU 72 • 17-8, 8-4 WCC

#	Player	Total			3-Ptr			Rebounds			PF	TP	A	TO	Blk	Stl	Min
		FG-FGA	FG-FGA	FT-FTA	FG-FGA	FG-FGA	FT-FTA	Off	Def	Tot							
01	FISCHER, Chase	* 3-14	3-9	14-14	0	1	1	4	23	2	1	0	2			38	
04	EMERY, Nick	* 5-15	0-6	3-3	0	0	0	5	13	1	1	0	1			28	
05	COLLINSWORTH, Kyle	* 2-8	0-0	5-8	5	7	12	1	9	4	3	2	3			36	
21	DAVIS, Kyle	* 8-11	0-0	5-10	2	3	5	4	21	1	2	1	2			26	
34	HARTSOCK, Jakob	* 2-6	2-5	0-0	1	0	1	1	6	0	0	0	0			14	
02	SELJAAS, Zac	0-2	0-2	0-0	0	3	3	1	0	0	0	0	0			12	
25	CHATMAN, Jordan	0-1	0-1	0-0	0	0	0	2	0	0	1	0	0			6	
33	AUSTIN, Nate	0-0	0-0	0-0	1	3	4	3	0	1	2	0	0			15	
44	KAUFUSI, Corbin	0-2	0-0	0-0	3	3	6	3	0	0	1	1	0			25	
	Team				2	2	4										
	Totals	20-59	5-23	27-35	14	22	36	24	72	9	11	4	8	200			

FG % 1st Half: 13-29 44.8% 2nd half: 7-30 23.3% Game: 20-59 33.9% Deadball
 3FG % 1st Half: 4-13 30.8% 2nd half: 1-10 10.0% Game: 5-23 21.7% Rebounds
 FT % 1st Half: 4-6 66.7% 2nd half: 23-29 79.3% Game: 27-35 77.1% 2

Officials: Dick Cartmell, Michael Irving, Nate Harris
 Technical fouls: Pacific-None. BYU-None.
 Attendance: 16069

Score by periods	1st	2nd	Total
Pacific	32	45	77
BYU	34	38	72

	Points	In Paint	Off T/O	2nd Chance	Fast Break	Bench
PACMBB	18	13	10	2	22	0
BYU	28	19	13	6	0	

Last FG - PACMBB 2nd-03:30, BYU 2nd-02:42.
 Largest lead - PACMBB by 6 2nd-01:38, BYU by 7 1st-15:35.
 PACMBB led for 12:39. BYU led for 21:49. Game was tied for 05:32.

Score tied - 12 times.
 Lead changed - 17 times.

THE STAT CREW SYSTEM
BYU Combined Team Statistics (as of Feb 06, 2016)
All games

RECORD:	OVERALL	HOME	AWAY	NEUTRAL
ALL GAMES	17-8	11-1	3-6	3-1
CONFERENCE	8-4	5-1	3-3	0-0
NON-CONFERENCE	9-4	6-0	0-3	3-1

#	Player	gp-gs	min	Total		3-Point		F-Throw		Rebounds				pf	dq	a	to	blk	stl	pts	avg			
				fg-fga	fg%	3fg-fga	3fg%	ft-fa	ft%	off	def	tot	avg											
01	FISCHER, Chase	25-25	841	33.6	137-337	.407	79-213	.371	104-126	.825	11	50	61	2.4	48	1	49	40	1	26	457	18.3		
05	COLLINSWORTH, Kyl	25-25	857	34.3	135-299	.452	5-26	.192	98-152	.645	63	137	200	8.0	53	0	183	84	18	55	373	14.9		
04	EMERY, Nick	24-20	723	30.1	123-302	.407	57-161	.354	47-55	.855	9	62	71	3.0	64	3	55	31	2	33	350	14.6		
21	DAVIS, Kyle	25-25	731	29.2	129-239	.540	6-12	.500	62-100	.620	65	152	217	8.7	63	1	39	50	35	22	326	13.0		
02	SELJAAS, Zac	23-0	380	16.5	57-116	.491	44-89	.494	7-11	.636	12	51	63	2.7	31	1	16	13	8	10	165	7.2		
44	KAUFUSI, Corbin	24-11	376	15.7	54-89	.607	0-0	.000	28-49	.571	39	54	93	3.9	62	3	6	25	27	6	136	5.7		
15	TOOLSON, Jake	10-5	138	13.8	15-33	.455	7-19	.368	2-2	1.000	2	14	16	1.6	7	0	12	7	0	3	39	3.9		
40	AYTES, Jamal	16-0	169	10.6	24-44	.545	0-0	.000	9-20	.450	9	21	30	1.9	29	0	2	16	1	1	57	3.6		
33	AUSTIN, Nate	25-12	441	17.6	27-49	.551	0-1	.000	12-21	.571	46	87	133	5.3	74	1	17	15	13	9	66	2.6		
25	CHATMAN, Jordan	24-0	205	8.5	20-53	.377	8-31	.258	5-7	.714	2	18	20	0.8	20	0	12	14	4	1	53	2.2		
34	HARTSOCK, Jakob	14-2	89	6.4	9-30	.300	8-24	.333	0-0	.000	3	17	20	1.4	13	0	1	3	0	1	26	1.9		
24	GUINN, Davin	4-0	8	2.0	1-3	.333	0-1	.000	1-2	.500	1	2	3	0.8	0	0	1	0	0	1	3	0.8		
31	SHAW, Braiden	13-0	37	2.8	2-5	.400	0-0	.000	5-8	.625	0	5	5	0.4	5	0	2	1	0	2	9	0.7		
Team											48	50	98											
Total.....		25	5025		735-1608	.457	215-582	.369	380-553	.687	310	725	1035	41.4	472	10	396	301	109	170	2065	82.6		
Opponents.....		25	5026		641-1536	.417	197-575	.343	352-486	.724	235	659	894	35.8	503	8	349	323	82	135	1831	73.2		

TEAM STATISTICS	BYU	OPP	Date	Opponent	Score	Att.
SCORING	2065	1831	11/13/15	UTAH VALLEY	w 85-54	17683
Points per game	82.6	73.2	11/16/15	at Long Beach State	L 65-66	3412
Scoring margin	+9.4	-	11/20/15	ADAMS STATE	w 97-56	12976
FIELD GOALS-ATT	735-1608	641-1536	11/25/15	MISSISSIPPI VALLEY	w 75-68	15467
Field goal pct	.457	.417	11/28/15	BELMONT	w 95-81	13712
3 POINT FG-ATT	215-582	197-575	12/02/15	at Utah	L 75-83	15131
3-point FG pct	.369	.343	12/05/15	vs Weber State	w 73-68	15121
3-pt FG made per game	8.6	7.9	12/09/15	UTAH STATE	w 80-68	14048
FREE THROWS-ATT	380-553	352-486	12/12/15	at Colorado	L 83-92	8913
Free throw pct	.687	.724	12/18/15	CENTRAL MICHIGAN	w 98-85	13408
F-Throws made per game	15.2	14.1	12/22/15	vs Harvard	Lot 82-85	7161
REBOUNDS	1035	894	12/23/15	vs New Mexico	w 96-66	6437
Rebounds per game	41.4	35.8	12/25/15	vs Northern Iowa	w 84-76	6172
Rebounding margin	+5.6	-	* 12/31/15	at Saint Mary's (CA)	L 74-85	3183
ASSISTS	396	349	* 01/02/16	at Pacific	w 81-67	3175
Assists per game	15.8	14.0	* 01/07/16	SANTA CLARA	w 97-61	12777
TURNOVERS	301	323	* 01/09/16	SAN FRANCISCO	w 102-92	16616
Turnovers per game	12.0	12.9	* 01/14/16	at Gonzaga	w 69-68	6000
Turnover margin	+0.9	-	* 01/16/16	at Portland	L 81-84	4852
Assist/turnover ratio	1.3	1.1	* 01/21/16	at Loyola Marymount	w 91-80	2681
STEALS	170	135	* 01/23/16	at Pepperdine	L 65-71	3019
Steals per game	6.8	5.4	* 01/28/16	LOYOLA MARYMOUNT	w 87-62	12816
BLOCKS	109	82	* 01/30/16	PEPPERDINE	w 88-77	18987
Blocks per game	4.4	3.3	* 02/04/16	SAINT MARY'S	w 70-59	14897
ATTENDANCE	179456	85257	* 02/06/16	PACIFIC	L 72-77	16069
Home games-Avg/Game	12-14955	9-5596				
Neutral site-Avg/Game	-	4-8723	* = Conference game			

Score by Periods	1st	2nd	OT	Totals
BYU	959	1090	16	2065
Opponents	905	907	19	1831

THE STAT CREW SYSTEM
BYU Combined Team Statistics (as of Feb 06, 2016)
Conference games

RECORD:	OVERALL	HOME	AWAY	NEUTRAL
ALL GAMES	8-4	5-1	3-3	0-0
CONFERENCE	8-4	5-1	3-3	0-0
NON-CONFERENCE	0-0	0-0	0-0	0-0

#	Player	gp-gs	min	avg	Total		3-Point		F-Throw		Rebounds				pf	dq	a	to	blk	stl	pts	avg		
					fg-fga	fg%	3fg-fga	3fg%	ft-fa	ft%	off	def	tot	avg										
01	FISCHER, Chase	12-12	430	35.8	68-168	.405	39-100	.390	56-67	.836	5	26	31	2.6	27	0	27	16	0	11	231	19.3		
05	COLLINSWORTH, Kyl	12-12	417	34.8	66-146	.452	2-9	.222	49-78	.628	30	61	91	7.6	25	0	87	39	8	27	183	15.3		
04	EMERY, Nick	12-12	367	30.6	57-147	.388	27-77	.351	25-31	.806	4	27	31	2.6	33	1	24	12	1	18	166	13.8		
21	DAVIS, Kyle	12-12	326	27.2	59-113	.522	2-6	.333	31-50	.620	27	52	79	6.6	33	1	16	19	22	13	151	12.6		
02	SELJAAS, Zac	11-0	198	18.0	26-64	.406	21-52	.404	3-4	.750	10	33	43	3.9	12	0	9	7	6	3	76	6.9		
44	KAUFUSI, Corbin	12-0	165	13.8	18-29	.621	0-0	.000	17-26	.654	17	27	44	3.7	28	0	1	6	9	2	53	4.4		
33	AUSTIN, Nate	12-10	239	19.9	18-28	.643	0-0	.000	10-15	.667	32	50	82	6.8	37	1	7	10	8	5	46	3.8		
34	HARTSOCK, Jakob	7-2	60	8.6	8-23	.348	8-21	.381	0-0	.000	2	11	13	1.9	7	0	0	2	0	1	24	3.4		
25	CHATMAN, Jordan	12-0	127	10.6	11-36	.306	4-20	.200	4-4	1.000	1	12	13	1.1	13	0	6	6	3	1	30	2.5		
40	AYTES, Jamal	8-0	51	6.4	4-14	.286	0-0	.000	2-5	.400	4	10	14	1.8	9	0	0	9	1	1	10	1.3		
24	GUINN, Davin	4-0	8	2.0	1-3	.333	0-1	.000	1-2	.500	1	2	3	0.8	0	0	1	0	0	1	3	0.8		
31	SHAW, Braiden	7-0	12	1.7	1-2	.500	0-0	.000	2-2	1.000	0	0	0	0.0	3	0	1	1	0	1	4	0.6		
Team											27	21	48											
Total.....		12	2400		337-773	.436	103-286	.360	200-284	.704	160	332	492	41.0	227	3	179	128	58	84	977	81.4		
Opponents.....		12	2401		312-721	.433	78-246	.317	181-244	.742	110	323	433	36.1	249	7	174	151	49	63	883	73.6		

TEAM STATISTICS	BYU	OPP	Date	Opponent	Score	Att.
SCORING	977	883	* 12/31/15	at Saint Mary's (CA)	L 74-85	3183
Points per game	81.4	73.6	* 01/02/16	at Pacific	w 81-67	3175
Scoring margin	+7.8	-	* 01/07/16	SANTA CLARA	w 97-61	12777
FIELD GOALS-ATT	337-773	312-721	* 01/09/16	SAN FRANCISCO	w 102-92	16616
Field goal pct	.436	.433	* 01/14/16	at Gonzaga	w 69-68	6000
3 POINT FG-ATT	103-286	78-246	* 01/16/16	at Portland	L 81-84	4852
3-point FG pct	.360	.317	* 01/21/16	at Loyola Marymount	w 91-80	2681
3-pt FG made per game	8.6	6.5	* 01/23/16	at Pepperdine	L 65-71	3019
FREE THROWS-ATT	200-284	181-244	* 01/28/16	LOYOLA MARYMOUNT	w 87-62	12816
Free throw pct	.704	.742	* 01/30/16	PEPPERDINE	w 88-77	18987
F-Throws made per game	16.7	15.1	* 02/04/16	SAINT MARY'S	w 70-59	14897
REBOUNDS	492	433	* 02/06/16	PACIFIC	L 72-77	16069
Rebounds per game	41.0	36.1	* = Conference game			
Rebounding margin	+4.9	-				
ASSISTS	179	174				
Assists per game	14.9	14.5				
TURNOVERS	128	151				
Turnovers per game	10.7	12.6				
Turnover margin	+1.9	-				
Assist/turnover ratio	1.4	1.2				
STEALS	84	63				
Steals per game	7.0	5.3				
BLOCKS	58	49				
Blocks per game	4.8	4.1				
ATTENDANCE	92162	22910				
Home games-Avg/Game	6-15360	6-3818				
Neutral site-Avg/Game	-	0-0				

Score by Periods	1st	2nd	Totals
BYU	458	519	977
Opponents	439	444	883



#1 CHASE FISCHER
6-3 | 190 | Senior | Guard
Ripley, West Virginia | Wake Forest



#2 ZAC SELJAAS
6-7 | 215 | Freshman | Guard
Bountiful, Utah | Bountiful HS



#4 NICK EMERY
6-2 | 185 | Freshman | Guard
Alpine, Utah | Lone Peak HS



#5 KYLE COLLINWORTH
6-6 | 215 | Senior | Guard
Provo, Utah | Provo HS




#15 JAKE TOOLSON
6-5 | 205 | Sophomore | Guard
Gilbert, Arizona | Highland HS



#21 KYLE DAVIS
6-8 | 225 | Junior | Forward
Draper, Utah | Utah State




#24 DAVIN GUINN
6-5 | 190 | Sophomore | Forward
Murrieta, California | UC Riverside



#25 JORDAN CHATMAN
6-5 | 195 | Freshman | Guard
Vancouver, Washington | Union HS




#31 BRAIDEN SHAW
6-9 | 210 | Freshman | Forward
Eagle, Idaho | Eagle HS



#33 NATE AUSTIN
6-11 | 245 | Senior | Forward
Alpine, Utah | Lone Peak HS



#34 JAKOB HARTSOCK
6-8 | 205 | Freshman | Forward
Bartlesville, Oklahoma | Bartlesville HS



#40 JAMAL AYTES
6-6 | 235 | Sophomore | Forward
San Diego, California | UNLV



#44 CORBIN KAUFUSI
6-10 | 255 | Sophomore | Center
Provo, Utah | Timpview HS



DAVE ROSE
Head Coach (11th season)