

BYU BASKETBALL

Kyle Chilton, BYU Athletic Communications | O: 801-422-4909 | C: 801-372-2080 | kyle_chilton@byu.edu | 30 Smith Fieldhouse | Provo, UT | 84602

BYU 2015-16 SCHEDULE

N13	Fri	Utah Valley	BYUtv	W, 85-54
N16	Mon	at Long Beach State	ESPN2	L, 65-66
N20	Fri	Adams State	BYUtv	W, 97-56
N25	Wed	Mississippi Valley State	BYUtv	W, 75-68
N28	Sat	Belmont	BYUtv	W, 95-81
D2	Wed	at Utah	Pac-12 Network	8 p.m.
D5	Sat	vs. Weber State ^	BYUtv	1 p.m.
D9	Wed	Utah State	BYUtv	7 p.m.
D12	Sat	at Colorado	Pac-12 Network	6 p.m.
D18	Fri	Central Michigan	BYUtv	7 p.m.
D22	Tue	vs. Harvard#	ESPNU	11:30 a.m.
D23	Wed	vs. Auburn/New Mexico#	ESPN Networks	TBA
D25	Fri	vs. TBA#	ESPN Networks	TBA
D31	Thu	at Saint Mary's*	ESPNU	8 p.m.
J2	Sat	at Pacific*	TWC/ROOT NW	3 p.m.
J7	Thu	Santa Clara*	ESPNU	9 p.m.
J9	Sat	San Francisco*	BYUtv	7 p.m.
J14	Thu	at Gonzaga*	ESPN or ESPN2	6 p.m.
J16	Sat	at Portland*	ROOT RM/NW	3 p.m.
J21	Thu	at Loyola Marymount*	TWC	8 p.m.
J23	Sat	at Pepperdine*	BYUtv	5 p.m.
J28	Thu	Loyola Marymount*	ESPNU	9 p.m.
J30	Sat	Pepperdine*	ESPN2	8 p.m.
F4	Thu	Saint Mary's*	BYUtv	7 p.m.
F6	Sat	Pacific*	TWC/ROOT RM/NW	2 p.m.
F11	Thu	at San Francisco*	BYUtv	7 p.m.
F13	Sat	at Santa Clara*	TWC/ROOT RM/NW	1 p.m.
F18	Thu	at San Diego*	ESPNU	8 p.m.
F20	Sat	San Diego*	BYUtv	7 p.m.
F25	Thu	Portland*	ESPNU	9 p.m.
F27	Sat	Gonzaga*	ESPN or ESPN2	TBA
M3-8		WCC Basketball Championships		

@ Exhibition
 ^ at Vivint Smart Home Arena
 # Hawaiian Airlines Diamond Head Classic
 @ WCC Basketball Championships at Orleans Arena
 + NCAA Tournament
 All times local to site

SOCIAL MEDIA

Website: www.BYUcougars.com
 Facebook: /BYUbasketball | /BYUcougars
 Twitter: @BYUbasketball | @BYUcougars
 Instagram: BYUcougars
 Vine: BYUcougars
 Hashtags: #BYUhoops #GoCougs

Follow @BYUgamenotes on Twitter for in-game Cougar achievements, milestones and notes.



Utah (5-1, 0-0 Pac-12)
UTES

Head Coach Larry Krystkowiak
 Alma Mater Montana, 1996
 Career Record 115-85 (7th year)
 Record at Utah 73-65 (5th year)

GAME INFORMATION

TV Pac-12 Network
 TV Talent Ted Robinson (play-by-play)
 Bill Walton (analyst)
 Lewis Johnson (courtside)
 Live Video N/A
 Radio Cougar IMG Sports Network
 KSL 102.7 FM / 1160 AM
 Radio Talent Greg Wrubell (play-by-play)
 Mark Durrant (analyst)
 Live Stats BYUcougars.com

SERIES INFORMATION

Series Record BYU leads 129-127
 Last Meeting Utah won 65-61, 12/10/14
 H/A/N 74-50/49-72/6-5



BYU (4-1, 0-0 WCC)
COUGARS

Head Coach Dave Rose
 Alma Mater Houston, 1983
 Division I Career Record 261-89 (11th)
 Record at BYU Same

BYU STORYLINES

- Kyle Collinworth posted his seventh career triple-double with 26 points, 10 rebounds and 10 assists vs. Belmont to break a tie with Michael Anderson (Drexel) and Shaquille O'Neal (LSU) for the NCAA career record.
- Nick Emery has been BYU's leading scorer over the last three games, averaging 21.7 points per game (20 vs. Adams State, 18 vs. MVSU and 27 vs. Belmont). He has also averaged 5.7 assists and 2.3 steals while hitting 10 3-pointers during that stretch.
- Coach Dave Rose is BYU's all-time leader in winning percentage at 74.6 percent and second in career wins at 261. He has led the Cougars to 10-straight 20-win seasons and 10-straight postseason appearances, including eight NCAA tournament appearances during that stretch.

BYU'S PROJECTED STARTING LINEUP (BASED ON STARTERS FROM PREVIOUS GAME)



#5 | Kyle Collinworth
 Guard
 6-6 | 215 | Sr.
 Provo, Utah
 Provo HS

GP/GS	MPG	Pts	Reb	Ast	Stl	FG%	3PT%	FT%
5/5	30.6	15.6	9.2	6.2	2.2	.458	.000	.727

Last Game: Had 26 points, 10 rebounds, 10 assists and 2 steals vs. Belmont
Notes: A team captain ... Nov. 30 WCC Co-Player of the Week and CBS Sports Player of the Week ... owns the NCAA career record for triple-doubles with 7 ... has scored in double figures in all 5 games this season ... on the Wooden Award Preseason Top 50



#1 | Chase Fischer
 Guard
 6-3 | 190 | Sr.
 Ripley, West Virginia
 Wake Forest

GP/GS	MPG	Pts	Reb	Ast	Stl	FG%	3PT%	FT%
5/5	27.4	11.4	1.6	2.2	0.4	.327	.308	.818

Last Game: Hit a season-best 5 3s vs. Belmont for 19 points, added 3 assists, 2 boards, 1 steal
Notes: A team captain ... leads BYU with 12 made 3s ... preseason All-WCC ... hit 103 3-pointers in 2014-15, second all-time in BYU history for 3s in a single season ... led the WCC in 2014-15 and was 10th in the nation in 3-point field goals made



#4 | Nick Emery
 Guard
 6-2 | 185 | Fr.
 Alpine, Utah
 Lone Peak HS

GP/GS	MPG	Pts	Reb	Ast	Stl	FG%	3PT%	FT%
5/2	27.4	15.4	3.0	4.0	1.6	.469	.333	.750

Last Game: Scored a career-best 27 points to go with 4 boards, 4 assists, 2 steals vs. Belmont
Notes: Averaging 21.7 points, 5.7 assists, 2.3 steals over the last 3 games ... scored a Lone Peak record 1,953 career points ... led Lone Peak to three state titles (2011, 2012, 2013) ... helped Lone Peak to the 2013 MaxPreps.com National Title



#21 | Kyle Davis
 Forward
 6-8 | 225 | Jr.
 Draper, Utah
 Utah State

GP/GS	MPG	Pts	Reb	Ast	Blk	FG%	3PT%	FT%
5/5	26.4	12.2	12.0	1.2	1.2	.585	.750	.435

Last Game: Posted a double-double with 11 points and 14 boards vs. Belmont
Notes: Has 3 double-doubles this season ... has scored in double figures in all four games ... named WCC Player of the Week on Nov. 16, 2015 ... posted 20 rebounds against Utah Valley, a BYU record for rebounds in a season opener ... played his sophomore season in 2013-14 at Utah State



#44 | Corbin Kaufusi
 Center
 6-10 | 255 | So.
 Provo, Utah
 Timpview HS

GP/GS	MPG	Pts	Reb	Ast	Blk	FG%	3PT%	FT%
5/5	20.0	10.6	7.0	0.4	2.2	.697	.000	.438

Last Game: Had 4 points and 6 rebounds vs. Belmont
Notes: Has scored in double figures 3 times ... had a double-double vs. LBSU ... started the final 13 games of 2014-15 ... had the 3rd-most blocks by a BYU freshman with 34 and the fifth-best blocks per game by a BYU freshman at 1.0


OFF THE BYU BENCH

No.	Name	Pos.	Ht.	Wt.	Yr.	Pts.	Reb.	Hometown (Previous School)	Notes
2	Zac Seljaas	G	6-7	215	Fr.	3.0	1.3	Bountiful, Utah (Bountiful HS)	Has hit a 3-pointer in 3 of 4 games played this season ... 2015 Utah Gatorade POY
3	Elijah Bryant ^	G	6-5	210	So.	-	-	Gwinnett, Ga. (Elon)	Transfer from Elon ... CAA ROY in 2014-15
12	Alan Hamson	C	7-2	210	Fr.	-	-	Lindon, Utah (Pleasant Grove HS)	6 bpg as a senior at PGHS ... LDS mission in California ... redshirting this season
15	Jake Toolson	G	6-5	205	So.	3.8	2.0	Gilbert, Arizona (Highland HS)	Hit a pair of 3s for 6 points vs. Belmont ... averaging 2.0 assists per game
23	Cory Calvert	G	6-3	190	So.	1.3	1.3	Parker, Colo. (Chaparral HS)	Hit a 3 and added 1 rebound and 1 assist vs. Adams State
25	Jordan Chatman	G	6-5	195	Fr.	3.2	1.0	Vancouver, Wash. (Union HS)	Scored 5 points and added 2 assists vs. Adams State
31	Braiden Shaw	F	6-9	210	Fr.	2.5	2.0	Eagle, Idaho (Eagle HS)	Had 3 points, 2 rebounds and a steal vs. Adams State
33	Nate Austin	F	6-11	245	Sr.	1.2	5.0	Alpine, Utah (Lone Peak HS)	Totaled 5 rebounds and a steal vs. Belmont
34	Jakob Hartssock	F	6-8	205	Fr.	0.7	1.7	Bartlesville, Okla. (Bartlesville HS)	2013 All-State in Oklahoma ... younger brother of former Cougar Noah Hartssock
40	Jamal Aytes	F	6-6	235	So.	6.5	1.5	San Diego, Calif. (UNLV)	Had 2 points and a rebound vs. Belmont

*Stats from previous school ^ Sitting out due to NCAA transfer rules

Career Highlights

- 261-89 overall record (second all-time at BYU in wins) for a BYU record .746 winning percentage
- Currently 8th among active coaches in the NCAA in career winning percentage (as of 11/29/15)
- Reached 200 career victories in his 259th game as a head coach, 15th fastest in NCAA history
- With 257 victories through 10 seasons is sixth all-time for best career starts by wins in NCAA history
- With 232 victories through nine seasons is fifth all-time for best career starts by wins in NCAA history
- With 209 victories through first eight seasons is fourth all-time for best career starts by wins in NCAA history
- With 185 victories through first seven seasons is fourth all-time for best career starts by wins in NCAA history
- With 159 victories through first six seasons is tied for third all-time for best career starts by wins in NCAA history
- With 127 victories through five seasons is sixth all-time for best career starts by wins in NCAA history
- Streak of 10-consecutive 20-win seasons is tied for 20th all-time in NCAA history and tied for the seventh longest current streak (as of the 2014-15 season)
- Four Mountain West Conference regular season titles, a BYU and MWC record
- Three-time MWC Coach of the Year (2006, 2007, 2011)
- Two-time USBWA District VIII Coach of the Year (2006, 2011)
- Naismith Coach of the Year Finalist in 2011
- Honorable Mention for National Coach of the Year by Scout.com (2006)
- Eight trips to the NCAA tournament (a BYU record), including six-consecutive trips from 2007 to 2012 (a BYU record) and back-to-back appearances in 2014 and 2015
- Six-consecutive 25-win seasons (2006-11), and 10-consecutive 20-win seasons, both BYU records
- Holds top two spots for wins in a season in BYU history with 32 in 2010-11 and 30 in 2009-10
- Only BYU coach to win at least 20 games in each of his first 10 seasons
- Took BYU to the Sweet 16 in 2011 for the first time since 1981
- Coached Jimmer Fredette, the 2011 Consensus National Player of the Year
- Inducted into the Dixie State Athletics Hall of Fame on Sept. 14, 2013



Coaching Experience

- BYU Head Coach (2005-present)
- BYU Associate Head Coach (2000-2005)
- BYU Assistant Coach (1997-2000)
- Dixie State Head Coach (1990-1997)
- Dixie State Assistant Coach (1987-1990)
- Assistant coach at Pine View High School (1986-87)
- Head coach at Millard High School (1983-86)

Service

- A member of the National Coaches vs. Cancer Council
- Assisting with the Hope Lodge, a facility to be constructed in Salt Lake City to house families of cancer patients
- NABC Game Pillar Award for Service in 2008
- 63rd recipient of the Dale Rex Memorial Award
- Honorary Chair of the Children with Cancer Christmas Foundation
- Was the first coach in the state of Utah to participate in the American Cancer Society's nationwide Coaches vs. Cancer campaign
- Lobbied before Congress for more funding for cancer research in September 2010

Education

- Houston (1983, B.A.)

Playing Career

- Played baseball and basketball at Dixie State College
- Played for Houston from 1980-83 (played in 1980-81 and 82-83, redshirted in 1981-82)
- Co-captain on the famous "Phi-Slamma Jamma" team that featured Hakeem (then Akeem) Olajuwon and Clyde Drexler
- Helped Houston achieve a No. 1 ranking and reach the national championship game in 1983

Mission

- Manchester England (1977-79)

Personal/Family

- Wife: Cheryl
- Children: Daughter Chanell and husband Brock Reichner, son Garrett and wife Brooke, daughter Taylor
- Dave and Cheryl Rose have seven grandchildren

ROSE'S BYU COACHING LEDGER

Season	Overall	Pct.	Home	Pct.	Away	Pct.	Neutral	Pct.	Conf.	Pct.	Tourney	NCAA/NIT
05-06	20-9	.690	14-1	.933	5-7	.417	1-2	.333	12-4	.750	0-1	0-1 NIT
06-07	25-9	.735	17-0	1.000	6-7	.462	2-2	.500	13-3	.813	2-1	0-1 NCAA
07-08	27-8	.771	16-0	1.000	8-5	.615	3-3	.500	14-2	.875	2-1	0-1 NCAA
08-09	25-8	.758	14-2	.875	9-3	.750	2-3	.400	12-4	.750	1-1	0-1 NCAA
09-10	30-6	.833	15-1	.938	10-4	.714	5-1	.833	13-3	.813	1-1	1-1 NCAA
10-11	32-5	.865	13-1	.929	10-1	.909	9-3	.750	14-2	.875	2-1	2-1 NCAA
11-12	26-9	.743	13-3	.813	8-3	.727	5-3	.625	12-4	.750	1-1	1-1 NCAA
12-13	24-12	.667	15-3	.833	7-5	.583	2-4	.333	10-6	.625	0-1	3-1 NIT
13-14	23-12	.657	14-1	.933	5-8	.385	4-3	.571	13-5	.722	2-1	0-1 NCAA
14-15	25-10	.714	13-3	.813	8-3	.727	4-4	.500	13-5	.722	2-1	0-1 NCAA
15-16	4-1	.800	4-0	1.000	0-1	.000	0-0	.000	0-0	.000	—	—
Totals	261-89	.746	148-15	.908	76-47	.619	37-27	.578	126-38	.768	13-10	7-10

CURRENT MOST CONSECUTIVE DIVISION I 20-WIN SEASONS

Coach, School	Years	No.
Mike Krzyzewski, Duke	1997-2015	19
Bill Self, Tulsa, Illinois, Kansas	1999-2015	17
Mark Few, Gonzaga	2000-2015	16
Thad Matta, Butler, Xavier, Ohio State	2001-2015	15
Rick Pitino, Louisville	2003-2015	13
Roy Williams, North Carolina	2005-2015	11
Dave Rose, BYU	2006-2015	10
Keith Dambrot, Akron	2006-2015	10
Steve Fisher, San Diego State	2006-2015	10
Bo Ryan, Wisconsin	2007-2015	9

BEST CAREER STARTS BY WINS, 10 SEASONS

Coach, School	Date	W	L	Pct.
Roy Williams, Kansas	1989-98	282	62	.820
Everett Case, NC State	1947-56	265	60	.815
Mark Few, Gonzaga	2000-09	264	66	.800
Jamie Dixon, Pittsburgh	2004-13	262	86	.753
Thad Matta, Butler, Xavier, OSU	2001-10	258	85	.752
Dave Rose, BYU	2006-15	257	88	.745
Sean Miller, Xavier, Arizona	2005-14	249	95	.724
Larry Brown, UCLA, Kansas, SMU	1980-81, 84-88, 2013-15	241	94	.719
Denny Crum, Louisville	1972-81	240	64	.789
Jerry Tarkanian, LBSU, UNLV	1969-78	238	41	.853

ROSE'S MILESTONE VICTORIES

Win	Date	Opponent	Score	Record
25	12/06/06	San Jose State	81-69	25-11 (.694)
50	11/23/07	vs. No. 6 Louisville	78-76	50-18 (.735)
75	11/20/08	North Florida	74-41	75-26 (.743)
100	11/20/09	at Hawaii	83-65	100-34 (.746)
125	03/06/10	at TCU	107-77	125-38 (.767)
150	02/09/11	at Air Force	90-52	150-42 (.781)
175	01/16/12	at San Diego	82-63	175-49 (.781)
200	01/19/13	San Diego	74-57	200-59 (.772)
225	02/06/14	Santa Clara	89-76	225-75 (.750)
250	02/07/14	at Loyola Marymount	87-68	250-86 (.744)

BYU VS. UTAH

Overall Series Record: BYU leads 129-127
 BYU Record in Provo: 74-50
 BYU Record at Utah: 49-72
 BYU Record at Neutral Sites: 6-5
 BYU Record Under Dave Rose: 12-5

Utah's projected starting lineup

No.	Name	Ht.	Pos.	Ppg	Rpg
42	Jakob Poeltl	7-0	F	20.5	10.0
21	Jordan Loveridge	6-6	F	16.0	4.0
35	Kyle Kuzma	6-9	F	9.7	6.8
11	Brandon Taylor	5-10	G	7.0	2.5
15	Lorenzo Bonam	6-4	G	10.0	3.2

Utah's last game

W, 102-72 vs. Idaho State, 11/27/15

BYU	CATEGORY	UTAH
4-1, 0-0	W-L	5-1, 0-0
7-3	Last 10	7-3
4-1	Last 5	4-1
83.4	PPG	79.7
65.0	Opp PPG	73.3
+18.4	Margin	+6.3
.471	FG%	.460
.344	FG% Def	.434
.328	3FG%	.329
7.8	3FG/Game	7.8
.290	Opp 3FG%	.417
.584	FT%	.739
50.8	RPG	38.7
35.4	Opp RPG	33.5
+15.4	Margin	+5.2
18.4	Assist/Game	13.0
15.8	TO/Game	11.3
13.0	Opp TO/Game	10.3
-2.8	Margin	-1.0
5.8	Steals/Game	5.0
5.2	Blocks/Game	5.0



BY THE NUMBERS

- 1** Kyle Collinsworth was the only player in the country in 2014-15 ranked in the top 100 in rebounds (42nd), assists (16th) and steals (71st).
- 2** Nick Emery (27) and Kyle Collinsworth (26) both scored 25-plus points against Belmont, the first time BYU has had two players with 25 or more in the same game since March 18, 2010, vs. Florida in the NCAA tournament when Jimmer Fredette had 37 and Michael Loyd Jr. scored 26.
- 7** The number of career triple-doubles for Kyle Collinsworth after his 26-point, 10-rebound and 10-assist performance against Belmont. Collinsworth is now the NCAA career record holder for triple-doubles. He had previously been tied with Michael Anderson (Drexel) and Shaquille O'Neal (LSU) for the career record at six. Collinsworth also owns the NCAA single season record, set in 2014-15 when he posted six triple-doubles.
- 8** The number of games with five 3-pointers for Chase Fischer in 2014-15, the second most in a season in BYU history. Jimmer Fredette had 10 such games in 2010-11. Fischer also had 17 games with at least 3 3-pointers, tied for second most in BYU history.
- 8.6** BYU's average number of 3-point field goals per game in 2014-15, a program record. The Cougars hit a total of 300 3s for the season, second only to the 312 made in 2010-11. After hitting a season-best 13 vs. Belmont, the Cougars are averaging 7.8 3-pointers per game in 2015-16.
- 10** The number of consecutive seasons BYU has won at least 20 games. BYU has also reached the postseason in 10-straight seasons. Both streaks are program records.
- 20** Kyle Davis set a BYU record for most rebounds in a season opener, posting 20 boards to go with 17 points against Utah Valley in his Cougar debut.
- 24** The number of career double-doubles for Kyle Collinsworth, first all-time in BYU history among guards and tied for 10th overall.
- 68** The number of rebounds posted by BYU against Utah Valley in the season open, the ninth most in team history and the most by a Cougar team in the Marriott Center.
- 103** The number of 3s made by Chase Fischer in 2014-15, the second most in BYU history. The record is held by Jimmer Fredette, who made 124 in 2010-11.
- 261** Dave Rose (2005 to present) is second all-time in BYU basketball history with 261 career victories, behind only the great Stan Watts, who coached the Cougars to 371 wins from 1949 to 1972 and was inducted into the Naismith Memorial Basketball Hall of Fame in 1986.
- 1,218** The number of points Kyle Collinsworth has scored in his career, tied with Doug Richards for 25th all-time in BYU history and 17 points from tying Jackson Emery for 24th.

Collinsworth named a Cousy Award candidate

The Naismith Memorial Basketball Hall of Fame named BYU's Kyle Collinsworth one of 20 watch list finalists for the 2016 Bob Cousy Point Guard of the Year Award presented by College of the Holy Cross. Among the 20 watch list finalists, Collinsworth ranked first in rebounds, third in assists and fifth in steals in 2014-15. See the list of finalists below:

- | | | |
|------------------------------------|--------------------------------|------------------------------|
| Kyle Collinsworth, BYU | Monte Morris, Iowa State | Kris Dunn, Providence |
| Tyrone Wallace, California | Frank Mason, Kansas | Carson Puriefoy, Stony Brook |
| Maodo Lo, Columbia | Tyler Ullis, Kentucky | Jalen Brunson, Villanova |
| Xavier Rathan-Mayes, Florida State | Melo Trimble, Maryland | Ryan Arcidiacono, Villanova |
| D'Vauntes Smith-Rivera, Georgetown | Marcus Paige, North Carolina | Fred VanVleet, Wichita State |
| Juan'ya Green, Hofstra | Demetrius Jackson, Notre Dame | Bronson Koenig, Wisconsin |
| Yogi Ferrell, Indiana | Gary Payton, Jr., Oregon State | |

LAST TIME OUT – BALANCED ATTACK LEADS BYU PAST BELMONT 95-81

PROVO, Utah – A balanced offensive attack and a record-setting performance by Kyle Collinsworth helped BYU men's basketball to a 95-81 win against Belmont Saturday night at the Marriott Center.

Four Cougars ended the game in double-digit points, with Collinsworth contributing a season-high 26 to go with 10 assists and 10 rebounds for his seventh career triple-double, a new NCAA record. Nick Emery collected a career-high and team-leading 27 points, while Chase Fischer added 19. Kyle Davis finished with his third double-double of the season, consisting of 11 points and 14 boards.

After Collinsworth hit the first shot of the game, BYU (4-1) went on a cold streak – missing its next eight-consecutive shots. Belmont (4-3) played the Cougars' poor shooting to its advantage, taking an 8-4 lead on a 3-pointer with 15:15 to go in the first half.

Three-straight Bruin triples helped propel Belmont to a double-digit advantage at 25-14 inside of the 10-minute mark. BYU countered with a 6-0 run, capped off by an old-fashioned three-point play by Collinsworth, to come back within five, down 25-20.

Collinsworth finished a shot down low to tie the game at 30-all before a Jake Toolson trey gave the Cougars their first lead in nearly 10 minutes of game time. The Bruins then took the 42-40 edge going into halftime.

Emery and Collinsworth each had 13 points at the break to lead BYU. Davis had six boards while Corbin Kaufusi added five. Belmont's Craig Bradshaw led all scorers with 19 points on 7 of 9 shooting.

The Cougars hit their first seven shot attempts coming out of halftime, including a pair of Emery threes and one from both Davis and Fischer, to take a six-point 59-53 lead.

Following a deep 3-pointer from Fischer, BYU took its first 10-point advantage of the game at 65-55 with 13 minutes remaining. The Cougars remained comfortably in control throughout the rest of the half, including going on a 9-0 run over a 1:29 span, to extend their lead to 86-68.

BYU closed out the game with a pair of Fischer free throws to get the 95-81 win.

QUICK FACTS

University Information

Location: Provo, Utah 84602
 Elevation: 4,553 feet
 Enrollment: 33,336 (Daytime)
 Founded: October 15, 1875
 Owned: The Church of Jesus Christ of Latter-day Saints
 Nickname: Cougars
 Mascot: Cosmo
 Colors: Blue and White
 Arena (capacity): Marriott Center (18,987)
 Conference: West Coast Conference
 President: Kevin J Worthen (BYU, 1979)
 Athletic Director: Tom Holmoe (BYU, 1983)
 Athletic Website: BYUcougars.com
 Tickets: (801) 422-BYU1 or (800) 322-BYU1

2015-16 Preview

Lettermen Returning/Lost: 6/10
 Newcomers: 6
 Returning Redshirts: 4
 Starters Returning/Lost: 3/2
 Returning Scoring: 37.8% (1,109 of 2,931 pts)
 Returning Rebounding: 43.4% (586 of 1,349 reb)
 Returning Assists: 48.5% (288 of 594 ast)
 Returning Blocks: 47.6% (49 of 103)
 Returning Minutes: 40.7% (2,892 of 7,100)

2014-15 Review

Overall Record: 25-10
 H/A/N Record: 13-3/8-3/4-4
 Conference Record/Finish: 13-5 (2nd)
 2015 Postseason: (0-1 in the NCAA tournament)
 1st Round: Ole Miss – L, 90-94
 2015 Final National Ranking: NR/NR

BYU Coaching Staff

Head Coach: Dave Rose
 Alma Mater (year): Houston (1983)
 Record at School (years): 261-89 (11th year)
 Career Division I Record (years): same
 Basketball Office Fax: (801) 422-5965
 Associate Head Coach (Alma Mater, year)
 Tim LaComb (Utah, 2006)
 Assistant Coaches (Alma Mater, year)
 Terry Nashif (BYU, 2005)
 Quincy Lewis (Wagner, 1993)
 Dir. of Basketball Operations: Andrew May (BYU, 2010)

BYU History

First Year of Basketball: 1903
 All-Time Record: 1742-1049 (.624)
 Winning Seasons: 88 (last 2015)
 Regular Season Conf. Championships: 29 (last 2011)
 Postseason Appearances (record): 40 (30-41)
 Total NCAA Appearances (record): 29 (15-32)
 Last NCAA Appearance: 2015
 First Round: L vs. No. 11 seed Ole Miss, 90-94
 Total NIT Appearances (Record): 11 (15-9)
 Last NIT Appearance: 2013
 Result: Advanced to the semifinals

Media Relations

Men's Basketball Contact: Kyle Chilton
 Cell Phone: 801-372-2080
 Office Phone: 801-422-4909
 Email: kyle_chilton@byu.edu

Media Information

Radio Station: Cougar IMG Sports Network/KSL
 102.7 FM and 1160 AM
 Play-By-Play Announcer: Greg Wrubell
 Beat Writers: Jeff Call, Deseret News
 Darnell Dickson, Daily Herald
 Jay Drew, Salt Lake Tribune

2015-16 BYU STARTING LINEUPS

Opponent	(1)	(2)	(3)	(4)	(5)
Utah Valley	Collinsworth	Fischer	Toolson	Davis	Kaufusi
at Long Beach State	Collinsworth	Fischer	Toolson	Davis	Kaufusi
Adams State	Collinsworth	Fischer	Toolson	Davis	Kaufusi
Mississippi Valley State	Collinsworth	Fischer	Emery	Davis	Kaufusi
Belmont	Collinsworth	Fischer	Emery	Davis	Kaufusi
at Utah					
vs. Weber State					
Utah State					
at Colorado					
Central Michigan					
vs. Harvard					
vs. Auburn/New Mexico					
vs. TBA					
at Saint Mary's					
at Pacific					
Santa Clara					
San Francisco					
at Gonzaga					
at Portland					
at Loyola Marymount					
at Pepperdine					
Loyola Marymount					
Pepperdine					
Saint Mary's					
Pacific					
at San Francisco					
at Santa Clara					
at San Diego					
San Diego					
Portland					
Gonzaga					
Won-Loss Records	(1)	(2)	(3)	(4)	(5)
2-1	Collinsworth	Fischer	Toolson	Davis	Kaufusi
2-0	Collinsworth	Fischer	Emery	Davis	Kaufusi

GAMES PLAYED (RECORD)

	2015-16	Career
Nate Austin	5 (4-1)	121 (84-37)
Kyle Collinsworth	5 (4-1)	108 (81-27)
Chase Fischer	5 (4-1)	39 (29-10)
Corbin Kaufusi	5 (4-1)	39 (28-11)
Cory Calvert	3 (2-1)	30 (21-9)
Jake Toolson	5 (4-1)	31 (23-8)
Kyle Davis	5 (4-1)	5 (4-1)
Nick Emery	5 (4-1)	5 (4-1)
Jordan Chatman	5 (4-1)	5 (4-1)
Zac Seljaas	4 (3-1)	4 (3-1)
Jakob Hartsock	3 (2-1)	3 (2-1)
Braiden Shaw	2 (2-0)	2 (2-0)
Jamal Aytes	4 (3-1)	4 (3-1)

GAMES STARTED (RECORD)

	2015-16	Career
Kyle Collinsworth	5 (4-1)	99 (73-26)
Nate Austin	0 (0-0)	53 (35-18)
Chase Fischer	5 (4-1)	38 (28-10)
Corbin Kaufusi	5 (4-1)	18 (14-4)
Kyle Davis	5 (4-1)	5 (4-1)
Jake Toolson	3 (2-1)	3 (2-1)
Nick Emery	2 (2-0)	2 (2-0)

STREAKS

Streak	2015-16	Overall
Current won/loss streak	3 wins	same
At home	4 wins	10 wins
On the road	1 loss	same
On a neutral floor		2 losses
At home vs. Nonconference	4 wins	6 wins
At home vs. WCC		6 wins
On the road vs. Nonconference	1 loss	same
On the road vs. WCC		3 wins
On a neutral floor vs. Nonconference		1 loss
On a neutral floor vs. WCC		1 loss
At regular season tournament		1 loss
At WCC Tournament		1 loss
NCAA Tournament		3 losses
At NIT		1 loss
Games with a 3-point make	5 games	43 games
Vs. In-state teams	1 win	2 wins
At home vs. in-state teams	1 win	same
On the road vs. in-state teams		2 wins

LEADS AND DEFICITS, BYU'S BIGGEST...

Halftime lead	20 (46-26 vs. Utah Valley)
Halftime lead lost in defeat	—
Halftime deficit	6 (30-36 at Long Beach State)
Halftime deficit erased in victory	—
Overall lead	44 (91-47 vs. Adams State)
Margin of victory	41 (97-56 vs. Adams State)
Margin of defeat	1 (65-66 at Long Beach State)
Lead lost in defeat	8 (10-2 at Long Beach State)
Overall deficit	12 (53-41 at Long Beach State)
Deficit overcome in victory	11 (14-25 vs. Belmont)

Rose vs. the state

BYU basketball coach Dave Rose has compiled a record of 32-8 vs. in-state opponents since taking over in 2005-06. He has the best winning percentage (.800) of any coach vs. in-state teams during that time and is tied for first in wins with former Utah State coach Stew Morrill (32-11 vs. in-state teams from 2005-15, a .744 winning percentage). BYU won its opener 85-54 at home against Utah Valley and former BYU assistant Mark Pope on Nov. 13. The Cougars play at Utah on Dec. 2, vs. Weber State at Vivint Smart Home Arena on Dec. 5 and host Utah State on Dec. 9.

Opponent	W	L	Opponent	W	L	Opponent	W	L
Utah	12	5	Weber State	10	0	Utah Valley	1	0
Utah State	6	3	Southern Utah	3	0			

AWARDS CANDIDATES

Kyle Collinworth

All-America Candidate

- Posted his NCAA career record 7th triple-double with 26 points, 10 rebounds and 10 assists against Belmont
- A candidate for the Bob Cousy Award
- Named to the Wooden Award Preseason Top 50
- Named to the Lute Olson All-America Team and an AP Honorable Mention All-American in 2014-15
- Named to the 2014-15 All-WCC First Team and the WCC All-Tournament Team
- Named to the USBWA All-District First Team and the NABC All-District Second Team in 2014-15
- Four-time WCC Player of the Week (Dec. 8, Dec. 30, Feb. 9, March 2)
- Named to the All-High Major Third Team by CollegeSportsMadness.com
- Named the Comeback Player of the Year at the 2015 Y Awards
- Set the NCAA single-season record and tied the NCAA career record with 6 triple-doubles in 2014-15
- The only player in the NCAA ranked in the top 100 in rebounds (42nd), assists (16th) and steals (71st) in 2014-15
- In 2014-15, led the NCAA in triple-doubles, was 15th in total assists, 16th in assists per game, 23rd in double-doubles

ESPN's Jay Bilas on Collinworth

"For anybody to put up a triple-double – I don't care who it's against – is noteworthy. And in the college games, it's only a 40 minute game, it's really hard to do. That's incredibly impressive."

"He plays incredibly hard. To do it in all those different categories is really, really awesome."

ESPN's Sean Farnham on Collinworth

"This season he gets the #NoLoveTeam All-America nod; next season, he should be on the preseason lists of the top players in the country."

BYU coach Dave Rose on Collinworth

"What impresses me the most is his leadership and his ability to run the team and get the guys around him to play their best."

"All he wants to do is figure out more ways that he can help this team and what he can do more. There's already a huge responsibility on him."

ESPN's Roxy Bernstein on Collinworth

"If I'm going with the most valuable player, to me it's Collinworth because of everything he does for BYU. Scores, rebounds, assists, defend, you name it, he does it."

ESPN's Seth Greenberg on Collinworth (Tweet)

"Kyle Collinworth might be the most complete player in CBB. Triple double machine don't count out Cougars. Mission reload!"

Chase Fischer

All-Conference, All-District Candidate

- Has 12 3s this season, including a season-best 5 vs. Belmont
- In 2014-15, ranked 10th in the nation in 3-point field goals, 18th in 3-point field goals per game, 22nd in 3-point field goal attempts and 27th in 3-point field-goal percentage
- Ranked 1st in the WCC in 3-point field goals made, 8th in 3-point field goal percentage and 13th in scoring
- Set the BYU record for 3-pointers in a game with 10 vs. Chaminade at the Maui Invitational
- Ranks 4th for most consecutive games with a 3-pointer in a single season with 18
- Made 6 3s vs. Ole Miss in the NCAA tournament, tied for second most in BYU history in NCAA tournament games
- Made 6 3s vs. Portland in the WCC tournament, the second most in BYU history in a conference tournament game
- Ranks 2nd in BYU history for 3-pointers in a single season (103) and 4th in 3-point field goal percentage (.415, minimum 70 3-point field goals made)
- Ranks 2nd in BYU history for games with 5 3-pointers (8) and is tied for second in games with 3 3-pointers (17)

NOTES AND STORYLINES

Dave Rose

BYU head coach Dave Rose has led the Cougars to one of the most successful eras in program history since taking over in 2005. His career record of 261-89 ranks him second in BYU history in total victories and first in winning percentage (.746). Rose has been named conference coach of the year three times, led the Cougars to four conference titles, eight NCAA tournament appearances, two NIT appearances, seven 25-win seasons and 10 20-win seasons. In 2010, he led BYU to its first NCAA tournament victory in 17 years and the Cougars won at least one postseason game in the next three seasons.

Rose among the nation's best

Dave Rose is 8th in career winning percentage among active NCAA Division I head coaches (as of 11/29/15).

Rk	Coach	Yrs.	W	L	Pct.	Rk	Coach	Yrs.	W	L	Pct.
1	Mark Few, Gonzaga	17	442	104	.8095	9	Jim Boeheim, Syracuse	40	972	333	.7448
2	Roy Williams, UNC	28	755	203	.7881	10	Bruce Pearl, Auburn	21	480	166	.7430
3	John Calipari, Kentucky	24	599	176	.7729	11	Sean Miller, Arizona	12	289	100	.7429
4	Mike Krzyzewski, Duke	41	1024	311	.7670	12	Rick Pitino, Louisville	31	727	254	.7411
5	Bo Ryan, Wisconsin	32	744	231	.7631	13	Jamie Dixon, Pittsburgh	13	311	111	.7370
6	Thad Matta, Ohio State	16	403	128	.7589	14	Shaka Smart, Texas	7	165	59	.7366
7	Bill Self, Kansas	23	563	184	.7537	15	Tim Cluess, Iona	10	217	79	.7331
8	Dave Rose, BYU	11	261	89	.7457						

Emery in good company

Against Adams State, Nick Emery scored a then career-high 20 points to go along with six assists. Emery joined seven other Cougar freshmen who scored 20-plus points in at least one of their first three games: Mike Rose (1st), Russell Larson (1st), Shawn Bradley (1st), Fred Roberts (2nd), Danny Ainge (2nd), Eric Mika (3rd) and Matt Carlino (3rd).

Sophomore slump? Forget about it!

Corbin Kaufusi has tied his career high with 4 blocks twice in five games and has scored in double figures three times. Kaufusi has 53 points and 11 blocks through five games. He did not reach 53 points until his 16th game played and 11 blocks until his 20th game in 2014-15. Kaufusi is averaging 10.6 points and 7.0 rebounds and 2.2 blocks through five games in 2015-16 after averaging 3.4 points and 3.9 rebounds and 1.0 block in 2014-15.

Cougars leading the league

BYU has had the leading scorer in the West Coast Conference in all games and in conference games only every year since joining the West Coast Conference. Brandon Davies was the leading scorer in conference games only in 2011-12 and Noah Hartssock was the leader in all games in 2011-12. In 2012-13, 2013-14 and 2014-15, Tyler Haws led the WCC in scoring in all games and in conference games. LMU is the only program in the WCC to have the league's leading scorer in four-straight seasons in conference games and all games.

Slow down for what?

While college basketball has been trending toward slower, lower scoring games over the last several seasons, BYU basketball has maintained its high-octane attack. From 2009 to 2015, BYU was one of only two teams along with VMI in the country to be ranked among the top-15 in scoring each year. During that span, the Cougars have finished second (2009-10, 2014-15), third (2013-14), seventh (2010-11), 12th (2012-13) and 13th (2011-12). Through five games in 2015-16, BYU is averaging 83.4 points per game.

'What would we do baby, without us?'

Several players on the 2015-16 roster have family ties to former BYU men's and women's basketball players.

- Jordan Chatman: Jeff Chatman, father (1984-88)
- Kyle Collinworth: Chris Collinworth, brother (2007-08, 10-12)
- Nick Emery: Jackson Emery, brother (2005-06, 08-11)
- Alan Hamson: Jennifer Hamson, sister (2010-14); Tresa Spaulding Hamson, mother (1983-87)
- Jakob Hartssock: Noah Hartssock, brother (2008-12)
- Corbin Kaufusi: Bronson Kaufusi, brother (2012-13)
- Zac Seljaas: Nancy Seljaas, sister (2002-07)
- Jake Toolson: Danny Ainge, uncle (1977-81)

Missions

Ten of BYU's players and four members of the coaching staff have served missions for The Church of Jesus Christ of Latter-day Saints. See the list below:

Players	Coaches
Nate Austin: McAllen, Texas	Nick Emery: Germany
Cory Calvert: Boston	Alan Hamson: Ventura, California
Jordan Chatman: Taiwan	Jakob Hartssock: Las Vegas
Kyle Collinworth: Russia	Corbin Kaufusi: South Korea
Kyle Davis: Detroit	Braiden Shaw: Sacramento, California
	Dave Rose: England
	Tim LaComb: Boston
	Andrew May: Washington, D.C.
	Terry Nashif: Columbia, South Carolina

Collinworth's triple-doubles

See below for a list of Kyle Collinworth's NCAA career record seven triple-doubles:

Opponent	Pts	Reb	Ast
vs. Hawai'i, 12/6/14	19	12	10
Gonzaga, 12/27/14	19	12	10
at San Francisco, 1/3/15	12	12	10
at Pacific, 1/15/15	17	11	11
at Loyola Marymount, 2/7/15	23	12	10
vs. Portland, 3/9/15	13	14	11
vs. Belmont, 11/28/15	26	10	10

CAREER

Points	
Rk Name, Years	Pts
1 Tyler Haws, 2009-10, 12-15	2,720
2 Jimmer Fredette, 2007-11	2,599
3 Danny Ainge, 1977-81	2,467
4 Michael Smith, 1983-84, 86-89	2,319
5 Devin Durrant, 1978-80, 82-84	2,285
6 Russell Larson, 1991-95	1,885
7 Fred Roberts, 1978-82	1,841
8 Jeff Chatman, 1984-88	1,824
9 Mekeli Wesley, 1997-01	1,740
10 Mark Bigelow, 1998-99, 01-04	1,715
11 Brandon Davies, 2009-13	1,680
12 Ken Roberts, 1990-91, 93-96	1,652
13 Lee Cummond, 2005-09	1,569
14 Jonathan Tavernari, 2006-10	1,519
15 Kresimir Cosic, 1970-73	1,513
16 Joe Nelson, 1947-50	1,494
17 Jay Cheesman, 1973-77	1,408
18 Roland Minson, 1948-51	1,407
19 Andy Toolson, 1984-85, 87-90	1,388
20 Trent Plaisted, 2004-08	1,372
21 Marty Haws, 1986-90	1,337
22 Dick Nemelka, 1963-66	1,299
23 Alan Taylor, 1976-80	1,284
24 Jackson Emery, 2005-06, 08-11	1,235
25 Doug Richards, 1971-74	1,218
<i>Kyle Collinsworth, 2010-11, 13-16</i>	<i>1,218</i>
27 Gary Trost, 1987-88, 90-93	1,205
28 Matt Carlino, 2011-14	1,201
29 Eldon Bimley, 1927-31	1,195
30 Noah Hartscock, 2008-12	1,191
31 Joe Richey, 1950-53	1,177
32 Randy Reid, 1992-96	1,170
33 Kari Liimo, 1966-69	1,156
34 Elwood Romney, 1929-33	1,150
35 Doug Howard, 1967-70	1,143
36 Mel Hutchins, 1947-48, 49-51	1,141
37 Travis Hansen, 2000-03	1,137
38 Steve Schreiner, 1988-91	1,128
39 John Fairchild, 1963-65	1,109
40 Gary Earnest, 1958-61	1,108
41 Terrell Lyday, 1999-01	1,105
42 Mark Handy, 1973-77	1,098
43 Bruce Burton, 1960-63	1,089
44 Keena Young, 2004-07	1,068
45 Scott Runia, 1976-80	1,051
46 Bernie Fryer, 1970-72	1,030
47 Dave Eastis, 1958-61	1,015

3-Point Field Goals Made	
Rk Name, Years	3FG
1 Jimmer Fredette, 2007-11	296
2 Jonathan Tavernari, 2006-10	265
3 Jackson Emery, 2005-06, 08-11	230
4 Mark Bigelow, 1998-99, 01-04	213
5 Mike Rose, 2003-07	163
6 Tyler Haws, 09-10, 12-15	162
7 Matt Carlino, 2011-14	157
8 Lee Cummond, 2005-09	153
9 Andy Toolson, 1984-85, 87-90	141
10 Nick Sanderson, 1991-93	129
11 Terrell Lyday, 1999-01	127
12 Mark Heslop, 1988-92	126
13 Michael Smith, 1983-84, 86-89	116
14 Chase Fischer, 2014-16	115
15 Randy Reid, 1992-96	114
16 Austin Ainge, 2003-07	113
17 Nathan Call, 1986-88, 90-92	110
18 Jimmy Balderson, 2001-02, 04-07	109
19 Todd Christensen, 1995-96, 98-00	104
20 Brock Zylstra, 2009-13	102

Rebounds

Rk Name, Years	G	Reb	Avg
1 Michael Smith, 1983-84, 86-89	122	922	7.6
2 Kresimir Cosic, 1970-73	79	919	11.6
Alan Taylor, 1976-80	110	919	8.4
4 Greg Kite, 1979-83	112	847	7.6
5 Brandon Davies, 2009-13	135	840	6.2
6 Fred Roberts, 1978-82	119	838	7.0
7 Steve Trumbo, 1978-82	116	835	7.2
8 Russell Larson, 1991-95	129	821	6.4
9 John Benson, 1954-57	78	803	10.3
10 Mark Handy, 1973-77	96	801	8.3
<i>11 Kyle Collinsworth, 2010-11, 13-16</i>	<i>108</i>	<i>789</i>	<i>7.3</i>
12 Bruce Burton, 1960-63	78	776	9.9
13 Ken Roberts, 1990-91, 93-96	126	753	6.0
14 Herschel Pedersen, 1953-56	73	721	9.9
15 Jay Cheesman, 1973-77	103	712	6.9
16 Jeff Chatman, 1984-88	122	696	5.7
17 Lee Cummond, 2005-09	131	686	5.2
Trent Plaisted, 2004-08	103	686	6.7

Steals

Rk Name, Years	G	Stl	Avg
1 Jackson Emery, 2005-06, 08-11	133	249	1.9
2 Danny Ainge, 1977-81	118	195	1.7
3 Marty Haws, 1986-90	123	182	1.5
4 Jimmer Fredette, 2007-11	139	167	1.2
<i>5 Kyle Collinsworth, 2010-11, 13-16</i>	<i>108</i>	<i>166</i>	<i>1.5</i>
6 Jonathan Tavernari, 2006-10	132	165	1.3
7 Matt Carlino, 2011-14	96	161	1.7
8 Scott Sinek, 1981-85	115	140	1.2
9 Nathan Call, 1986-88, 90-92	129	138	1.1
10 Tyler Haws, 2009-10, 12-15	139	138	1.0

Steals Per Game

Rk Name, Years	G	Stl	Avg
1 Jackson Emery, 2005-06, 08-11	133	249	1.87
2 Matt Carlino, 2011-15	96	161	1.677
3 Danny Ainge, 1977-81	118	195	1.652
<i>4 Kyle Collinsworth, 2010-11, 13-16</i>	<i>108</i>	<i>166</i>	<i>1.537</i>
5 Terrell Lyday, 1999-01	66	99	1.500
6 Mike Hall, 2003-05	60	89	1.48
7 Marty Haws, 1986-90	123	182	1.48
8 Robbie Reid, 1993-95	64	94	1.47
9 Rafael Araujo, 2002-04	62	88	1.42
10 Jonathan Tavernari, 2006-10	132	165	1.25

Blocks

Rk Name, Years	G	Blk	Avg
1 Greg Kite, 1979-83	112	208	1.9
2 Shawn Bradley, 1990-91	34	177	5.2
3 Noah Hartscock, 2008-12	134	177	1.3
4 Russell Larson, 1991-95	129	166	1.3
5 Brandon Davies, 2009-13	135	123	0.9
6 Alan Taylor, 1976-80	110	119	1.1
7 Trent Plaisted, 2004-08	103	107	1.0
Jeff Chatman, 1984-88	122	107	0.9
9 Lee Cummond, 2005-09	131	106	0.8
10 Chris Miles, 2004-05, 07-10	131	89	0.7
11 Jim Usevitch, 1982-84, 86-88	107	84	0.8
12 Mekeli Wesley, 1997-01	115	82	0.7
13 Fred Roberts, 1978-82	119	75	0.6
14 Eric Nielsen, 1996-97, 99-02	122	74	0.6
15 Ken Roberts, 1990-91, 93-96	126	73	0.6
16 Nate Austin, 2011-16	121	72	0.6

Offensive Rebounds

Rk Name, Years	G	OReb	Avg
1 Ken Roberts, 1990-91, 93-96	126	268	2.13
2 Brandon Davies, 2009-13	135	246	1.82
3 Russell Larson, 1991-95	129	245	1.90
<i>4 Nate Austin, 2011-15</i>	<i>121</i>	<i>243</i>	<i>2.01</i>
<i>5 Kyle Collinsworth, 2010-11, 13-16</i>	<i>108</i>	<i>236</i>	<i>2.19</i>
6 Trent Plaisted, 2004-08	103	231	2.24
7 Gary Trost, 1987-88, 90-93	114	210	1.84
8 Lee Cummond, 2005-09	131	202	1.54
9 Keena Young, 2004-07	88	201	2.28
10 Noah Hartscock, 2008-12	134	194	1.45

Double-Figure Scoring Games

Rk Name, Years	#
1 Tyler Haws, 2009-10, 12-15	122
2 Danny Ainge, 1977-81	117
3 Jimmer Fredette, 2007-11	106
4 Michael Smith, 1983-84, 86-89	100
5 Devin Durrant, 1978-80, 82-84	99
Mark Bigelow, 1998-99, 01-04	99
7 Fred Roberts, 1978-82	96
8 Russell Larson, 1991-95	92
9 Brandon Davies, 2009-13	90
10 Mekeli Wesley, 1997-01	89
11 Ken Roberts, 1990-91, 93-96	80
12 Lee Cummond, 2005-09	77
13 Jonathan Tavernari, 2006-10	76
14 Trent Plaisted, 2004-08	73
15 Alan Taylor, 1976-80	71
<i>16 Kyle Collinsworth, 2010-11, 13-16</i>	<i>70</i>
17 Andy Toolson, 1984-85, 87-90	69
18 Kresimir Cosic, 1970-73	68
19 Jay Cheesman, 1973-77	65

Assists

Rk Name, Years	G	Ast	Avg
1 Matt Montague, 1996-97, 99-02	122	570	4.7
2 Danny Ainge, 1977-81	118	539	4.6
3 Nathan Call, 1986-88, 90-92	129	528	4.1
4 Jimmer Fredette, 2007-11	139	515	3.7
5 Marty Haws, 1986-90	123	502	4.1
<i>6 Kyle Collinsworth, 2010-11, 13-16</i>	<i>108</i>	<i>459</i>	<i>4.3</i>
7 Randy Reid, 1992-96	125	458	3.7
8 Matt Carlino, 2011-13	96	437	4.6
9 Scott Runia, 1976-80	110	405	3.7
10 Lee Cummond, 2005-09	131	372	2.8

Assists Per Game

Rk Name, Years	G	Ast	Avg
1 Matt Montague, 1996-97, 99-02	122	570	4.67
2 Danny Ainge, 1977-81	118	539	4.57
3 Matt Carlino, 2011-14	96	437	4.55
<i>4 Kyle Collinsworth, 2010-11, 13-16</i>	<i>108</i>	<i>459</i>	<i>4.25</i>
5 Nathan Call, 1986-88, 90-92	129	528	4.09
6 Marty Haws, 1986-90	123	502	4.08
7 Jimmer Fredette, 2007-11	139	515	3.71
8 Scott Runia, 1976-80	110	405	3.68
9 Randy Reid, 1992-96	125	458	3.66
10 Robbie Reid, 1993-95	64	226	3.53

Games Started

Rk Name, Years	D-D
1 Tyler Haws, 2009-10, 12-15	137
2 Randy Reid, 1992-96	123
3 Jeff Chatman, 1984-88	122
4 Ken Roberts, 1990-91, 93-96	121
5 Mark Bigelow, 1998-99, 01-04	119
Fred Roberts, 1978-82	119
7 Danny Ainge, 1977-81	118
8 Michael Smith, 1983-84, 86-89	117
Devin Durrant, 1978-80, 82-84	117
10 Lee Cummond, 2005-09	116
11 Mekeli Wesley, 1997-01	112
12 Jackson Emery, 2005-06, 08-11	105
13 Marty Haws, 1986-90	103
14 Jimmer Fredette, 2007-11	102
Eric Nielsen, 1996-97, 99-02	102
<i>16 Kyle Collinsworth, 2010-11, 13-16</i>	<i>99</i>
17 Brandon Davies, 2009-13	98
Noah Hartscock, 2008-12	98
19 Trent Plaisted, 2004-08	97

Double-Doubles

Rk Name, Years	D-D
1 Kresimir Cosic, 1970-73	48
2 John Fairchild, 1964-65	39
3 Alan Taylor, 1976-80	34
4 Bruce Burton, 1960-63	31
5 Steve Trumbo, 1978-82	30
6 Michael Smith, 1983-84, 86-89	29
7 Brett Applegate, 1982-84	28
8 Russell Larson, 1991-95	27
9 Jay Cheesman, 1973-77	25
10 Rafael Araujo, 2002-04	24
Brandon Davies, 2009-13	24
<i>Kyle Collinsworth, 2010-11, 13-16</i>	<i>24</i>
13 Mark Handy, 1973-77	23
Kari Liimo, 1966-69	23
15 Paul Ruffner, 1968-70	22

NCAA RECORDS

Career Triple-Doubles

Rk Names, School	Last Season	Years	T-Ds
<i>1 Kyle Collinsworth, BYU</i>	<i>2016</i>	<i>4</i>	<i>7</i>
2 Michael Anderson, Drexel	1988	4	6
Shaquille O'Neal, LSU	1992	3	6
4 Brian Shaw, St. Mary's/UCSB	1988	4	5
Kevin Roberson, Vermont	1992	4	5
Shaw James, Northeastern/Duquesne	2008	3	5

Season Triple-Doubles

Rk Names, School	Yr.	Season T-Ds
<i>1 Kyle Collinsworth, BYU</i>	<i>Jr. 2014-15</i>	<i>6</i>
2 Michael Anderson, Drexel	So. 1985-86	4
Brian Shaw, UC Santa Barbara	Sr. 1987-88	4
Jason Kidd, California	So. 1993-94	4
Stephane Lasme, UMass	Sr. 2006-07	4

2015-16 UNIFORMS

BYU basketball has three uniform options in 2015-16. The Cougar have their traditional white home and blue road uniforms and a white throwback to the early 1980s



BYU'S RECORD WHEN ...

Venue	15-16	H	A	N	Under Rose
Overall	4-1	4-0	0-1	0-0	261-89
Home	4-0	—	—	—	148-15
Away	0-1	—	—	—	76-47
Neutral	0-0	—	—	—	37-27
Lead at the half/end of game...	15-16	H	A	N	Under Rose
BYU leads at the half	3-0	3-0	0-0	0-0	215-27
Opponent leads at the half	1-1	1-0	0-1	0-0	38-57
Score tied at the half	0-0	0-0	0-0	0-0	8-5
BYU leads w/5 min left	4-0	4-0	0-0	0-0	247-9
Opponent leads w/5 min left	0-1	0-0	0-1	0-0	11-78
Score tied w/5 min left	0-0	0-0	0-0	0-0	3-2
BYU leads w/1 min left	4-0	4-0	0-0	0-0	255-2
Opponent leads w/1 min left	0-1	0-0	0-1	0-0	3-82
Score tied w/1 min left	0-0	0-0	0-0	0-0	3-5
Game goes into overtime	0-0	0-0	0-0	0-0	8-7
BYU scores...	15-16	H	A	N	Under Rose
100-plus points	0-0	0-0	0-0	0-0	14-1
90-99 points	2-0	2-0	0-0	0-0	49-3
80-89 points	1-0	1-0	0-0	0-0	87-12
70-79 points	1-0	1-0	0-0	0-0	87-27
60-69 points	0-1	0-0	0-1	0-0	20-40
60 or less points	0-0	0-0	0-0	0-0	4-6
Opponent scores...	15-16	H	A	N	Under Rose
100-plus points	0-0	0-0	0-0	0-0	2-3
90-99 points	0-0	0-0	0-0	0-0	3-10
80-89 points	1-0	1-0	0-0	0-0	16-32
70-79 points	0-0	0-0	0-0	0-0	60-35
60-69 points	1-1	0-0	1-1	0-0	106-9
50-59 points	2-0	2-0	0-0	0-0	54-0
50 or less points	0-0	0-0	0-0	0-0	20-0
BYU double figure scorers	15-16	H	A	N	Under Rose
One player in double figures	0-0	0-0	0-0	0-0	1-4
Two players in double figures	0-0	0-0	0-0	0-0	31-21
Three players in double figures	0-1	0-0	0-1	0-0	90-40
Four players in double figures	3-0	3-0	0-0	0-0	93-19
Five players in double figures	1-0	1-0	0-0	0-0	34-5
Six players in double figures	0-0	0-0	0-0	0-0	10-0
Seven players in double figures	0-0	0-0	0-0	0-0	1-0
Shooting, rebounding and TOs	15-16	H	A	N	Under Rose
BYU shoots 50% or better	1-0	1-0	0-0	0-0	115-9
Opponent shoots 50% or better	0-0	0-0	0-0	0-0	15-32
BYU outshoots opponent	3-1	3-0	0-1	0-0	210-18
Opponent outshoots BYU	1-0	1-0	0-0	0-0	50-69
Teams shoot equal FG%	0-0	0-0	0-0	0-0	1-2
BYU outrebounds opponent	4-1	4-0	0-1	0-0	201-25
Opponent outrebounds BYU	0-0	0-0	0-0	0-0	49-58
BYU, opponent tie in rebounds	0-0	0-0	0-0	0-0	11-6
BYU has a positive TO margin	2-0	2-0	0-0	0-0	163-34
BYU has a negative TO margin	2-1	2-0	0-1	0-0	71-46
BYU, opponent tie in TOs	0-0	0-0	0-0	0-0	27-9
Wins, losses and rest	15-16	H	A	N	Under Rose
Coming off a win	2-1	2-0	0-1	0-0	190-70
Coming off a loss	2-0	2-0	0-0	0-0	71-19
Two-plus days between games	3-1	3-0	0-1	0-0	211-68
One day between games	0-0	0-0	0-0	0-0	37-7
Playing the next day	0-0	0-0	0-0	0-0	12-14
Days	15-16	H	A	N	Under Rose
Monday	0-1	0-0	0-1	0-0	7-3
Tuesday	0-0	0-0	0-0	0-0	37-8
Wednesday	1-0	1-0	0-0	0-0	51-14
Thursday	0-0	0-0	0-0	0-0	32-20
Friday	2-0	2-0	0-0	0-0	26-7
Saturday	1-0	1-0	0-0	0-0	108-37

BYU'S RECORD WHEN ...

On television	15-16	H	A	N	Under Rose
All games on TV	4-1	4-0	0-1	0-0	224-83
On BYUtv	4-0	4-0	0-0	0-0	78-6
On ESPN	0-0	0-0	0-0	0-0	1-3
On ESPN2	0-1	0-0	0-1	0-0	12-18
On ESPN3	0-0	0-0	0-0	0-0	16-6
On ESPNEWS	0-0	0-0	0-0	0-0	1-0
On TWC/ROOT Sports	0-0	0-0	0-0	0-0	7-6
On truTV	0-0	0-0	0-0	0-0	1-4
On CBS	0-0	0-0	0-0	0-0	4-5
On Pac-12 Network	0-0	0-0	0-0	0-0	0-2
Top 25	15-16	H	A	N	Under Rose
vs. a top 25 opponent	0-0	0-0	0-0	0-0	10-27
as a top 25 team	0-0	0-0	0-0	0-0	57-16
Months	15-16	H	A	N	Under Rose
November	4-1	4-0	0-1	0-0	53-13
December	0-0	0-0	0-0	0-0	57-20
January	0-0	0-0	0-0	0-0	61-22
February	0-0	0-0	0-0	0-0	57-13
March	0-0	0-0	0-0	0-0	33-20
April	0-0	0-0	0-0	0-0	0-1
Margin of victory/defeat	15-16	H	A	N	Under Rose
1-4 points	0-1	0-0	0-1	0-0	28-22
5-9 points	1-0	1-0	0-0	0-0	45-25
10-15 points	1-0	1-0	0-0	0-0	66-24
16-19 points	0-0	0-0	0-0	0-0	30-13
20-29 points	0-0	0-0	0-0	0-0	53-5
30-39 points	1-0	1-0	0-0	0-0	25-0
40-49 points	1-0	1-0	0-0	0-0	9-0
50+ points	0-0	0-0	0-0	0-0	5-0

DUNKS

	2015-16	Career
Nate Austin	1	17
Kyle Collinsworth	3	54
Corbin Kaufusi	3	14
Kyle Davis	2	2
BYU	9	
Opponents	3	

LATE GAME FREE THROWS, 5:00-2:00

Player	Season	Career
Nate Austin	0-0 (.000)	5-10 (.500)
Kyle Collinsworth	3-6 (.500)	35-57 (.614)
Corbin Kaufusi	0-2 (.000)	3-8 (.375)
Chase Fischer	1-2 (.500)	7-10 (.700)
Jake Toolson	0-0 (.000)	2-2 (1.000)
Jordan Chatman	1-2 (.500)	1-2 (.500)
Braiden Shaw	2-4 (.500)	2-4 (.500)
Kyle Davis	1-2 (.500)	1-2 (.500)
Totals	8-18 (.444)	
Under Rose	656-901 (.728)	

LATE GAME FREE THROWS, 2:00-0:00

Player	Season	Career
Nate Austin	0-0 (.000)	13-20 (.650)
Kyle Collinsworth	1-2 (.500)	32-52 (.615)
Chase Fischer	2-2 (1.000)	5-6 (.833)
Corbin Kaufusi	0-0 (.000)	2-3 (.667)
Braiden Shaw	1-2 (.500)	1-2 (.500)
Nick Emery	3-4 (.750)	3-4 (.750)
Kyle Davis	1-2 (.500)	1-2 (.500)
Totals	8-12 (.667)	
Under Rose	836-1114 (.750)	

2015-16 SCORING BY HALF (BYU-OPPONENT)

Opponent	1st half	Margin	FG %	2nd half	Margin	FG %	OT	Margin	FG %	Final	Margin	FG %
Utah Valley	46-26	+20	41.5-27.8	39-28	+11	39.4-25.0	—	—	—	85-54	+31	40.5-26.4
at Long Beach State	30-36	-6	40.0-35.1	35-30	+5	48.3-26.5	—	—	—	65-66	-1	44.1-31.0
Adams State	42-29	+13	57.6-25.7	55-27	+28	61.1-30.0	—	—	—	97-56	+41	59.4-27.7
Miss. Valley State	44-32	+12	48.4-35.5	31-36	-5	44.0-45.5	—	—	—	75-68	+7	46.6-40.6
Belmont	40-42	-2	43.6-51.5	55-39	+16	48.5-46.2	—	—	—	95-81	+14	45.8-49.2
at Utah												
vs. Weber State												
Utah State												
at Colorado												
Central Michigan												
vs. Harvard												
vs. Auburn/UNM												
vs. TBA												
at Saint Mary's												
at Pacific												
Santa Clara												
San Francisco												
at Gonzaga												
at Portland												
at Loyola Marymount												
at Pepperdine												
Loyola Marymount												
Pepperdine												
Saint Mary's												
Pacific												
at San Francisco												
at Santa Clara												
at San Diego												
San Diego												
Portland												
Gonzaga												
Season Totals	40.4-33.0	+7.4	45.7-34.9	43.0-32.0	+11.0	48.7-34.0	—	—	—	83.4-65.0	+18.4	47.1-34.4

* Superlatives in bold

2015-16 Offensive Trends (BYU-Opponent)

Opponent	Points/Point	Points Off TO	2nd Chance Points	Fastbreak Points	Bench Points	Big Run	Big Lead
Utah Valley	32	18	18	14	21	7	0
at Long Beach State	40	26	5	23	18	9	4
Adams State	68	18	22	14	7	9	16
Miss. Valley State	32	26	13	17	13	8	12
Belmont	38	32	22	15	16	3	4
at Utah							
vs. Weber State							
Utah State							
at Colorado							
Central Michigan							
vs. Harvard							
vs. Auburn/UNM							
vs. TBA							
at Saint Mary's							
at Pacific							
Santa Clara							
San Francisco							
at Gonzaga							
at Portland							
at Loyola Marymount							
at Pepperdine							
Loyola Marymount							
Pepperdine							
Saint Mary's							
Pacific							
at San Francisco							
at Santa Clara							
at San Diego							
San Diego							
Portland							
Gonzaga							
Season Totals	210	120	80	83	75	36	43
Times Led, Record (W/L/T)	4-1/0-0/0-0	3-0/1-1/0-0	3-1/1-0/0-0	4-0/0-1/0-0	2-0/2-1/0-0		
Under Rose (W/L/T)	167-31/77-56/17-2	205-33/48-51/8-5	167-38/77-47/17-4	190-45/44-30/27-14	152-35/102-51/7-3		

* Superlatives in bold



2015-16 WCC Standings (as of 11/29/15)

	Overall	Pct	WCC	Pct
Saint Mary's	4-0	1.000	0-0	.000
BYU	4-1	.800	0-0	.000
Gonzaga	4-1	.800	0-0	.000
Loyola Marymount	4-2	.667	0-0	.000
San Francisco	4-2	.667	0-0	.000
Portland	3-4	.429	0-0	.000
Pepperdine	3-4	.429	0-0	.000
Pacific	1-5	.167	0-0	.000
San Diego	1-5	.167	0-0	.000
Santa Clara	1-7	.125	0-0	.000

2015-16 WCC Players of the Week

Nov. 16	Kyle Davis, BYU
Nov. 23	Domantas Sabonis, Gonzaga
Nov. 30	TBD

2015-16 Preseason All-WCC Team

Player	School	Yr.	Pos.
Jared Brownridge	Santa Clara	Jr.	G
Kyle Collinsworth	BYU	Sr.	G
Stacy Davis	Pepperdine	Sr.	F
Tim Derksen	San Francisco	Sr.	G
Chase Fischer	BYU	Sr.	G
Przemek Karnowski	Gonzaga	Sr.	C
Domantas Sabonis	Gonzaga	So.	F
T.J. Wallace	Pacific	Jr.	G
Kyle Wiltjer	Gonzaga	Sr.	F
Alec Wintering	Portland	Sr.	G

2015-16 WCC Preseason Poll Team (First Place Votes)

Team	Points
1. Gonzaga (9)	81
2. BYU (1)	73
3. Pepperdine	62
4. Saint Mary's	58
5. Portland	43
6. Santa Clara	37
7. Pacific	32
7. San Francisco	32
9. San Diego	17
10. Loyola Marymount	15

TEAM

WCC Stats (as of 11/29/15)	All	Conf
Scoring Offense	2	
Scoring Defense	4	
Scoring Margin	3	
FT Percentage	9	
FG Percentage	3	
FG Percentage Defense	1	
3FG Percentage	5	
3FG Percentage Defense	3	
3-Point FG Made/Game	4	
Rebounding Offense	1	
Rebounding Defense	3	
Rebounding Margin	1	
Blocked Shots	1	
Assists	2	
Steals	6	
Turnover Margin	8	
Assist/Turnover Ratio	4	
Offensive Rebounds	1	
Defensive Rebounds	1	
Defensive Reb Pct	1	
Offensive Reb Pct	2	
NCAA Stats (as of 11/28/15)	Rank	Actual
Won-Lost Percentage	60	80.0
Scoring Offense	45	83.4
Scoring Defense	77	65.0
Scoring Margin	25	18.4
Field-Goal Percentage	87	47.1
Field-Goal Pct Defense	9	34.4
3-Point Field Goals/Game	119	7.8
3-Point Field-Goal Pct	189	32.8
3-Point FG Defense	63	29.0
Free-Throw Percentage	334	58.4
Rebound Margin	4	15.4
Assists Per Game	18	18.4
Assist Turnover Ratio	124	1.16
Blocked Shots Per Game	48	5.2
Steals Per Game	207	5.8
Turnovers Per Game	316	15.8
Turnover Margin	291	-2.8
Personal Fouls Per Game	55	18.0

INDIVIDUAL

WCC (as of 11/29/15)	Top BYU player - All	Rank	Top BYU player - Conf	Rank
Scoring	Kyle Collinsworth	5		
Rebounding	Kyle Davis	1		
FG Percentage	Corbin Kaufusi	2		
Assists	Kyle Collinsworth	4		
FT Percentage	-	-		
Steals	Kyle Collinsworth	2		
3FG Percentage	Zac Seljaas	T6		
3FG Made/Game	Chase Fischer	T4		
Blocked Shots	Corbin Kaufusi	1		
Assist/TO Ratio	Nick Emery	5		
Offensive Rebounds	Corbin Kaufusi	2		
Defensive Rebounds	Kyle Davis	1		
Minutes Played	Kyle Collinsworth	10		
NCAA Stats (as of 11/28/15)	BYU Player	Rank	Actual	
Points Per Game	Kyle Collinsworth	249	15.6	
3-Point Field Goals Per Game	Chase Fischer	174	2.4	
	Nick Emery	228	2.2	
Rebounds Per Game	Kyle Davis	9	12.0	
	Kyle Collinsworth	58	9.2	
	Corbin Kaufusi	242	7.0	
Assists Per Game	Kyle Collinsworth	27	6.2	
		174	4.0	
Blocked Shots Per Game	Corbin Kaufusi	55	2.2	
	Kyle Davis	196	1.2	
Steals Per Game	Kyle Collinsworth	53	2.2	
	Nick Emery	195	1.6	
Assist Turnover Ratio	Nick Emery	95	2.86	
	Kyle Collinsworth	199	2.07	
Triple-Doubles	Kyle Collinsworth	2	1	
Double-Doubles	Kyle Davis	17	3	
	Kyle Collinsworth	51	2	
	Corbin Kaufusi	149	1	
Offensive Rebounds Per Game	Corbin Kaufusi	56	3.4	
	Kyle Collinsworth	75	3.2	
	Kyle Davis	188	2.6	
Defensive Rebounds Per Game	Kyle Davis	4	9.4	
	Kyle Collinsworth	81	6.0	

No.	Name	Pos.	Ht.	Wt.	Yr.	Hometown (Previous School)	Pronunciations
1	Chase Fischer	G	6-3	190	Sr.	Ripley, W.Va. (Wake Forest)	
2	Zac Seljaas	G	6-7	215	Fr.	Bountiful, Utah (Bountiful HS)	JAMAL AYTES ATE-s or 8's
3	Elijah Bryant	G	6-5	210	So.	Gwinnett, Ga. (Elon)	
4	Nick Emery	G	6-2	185	Fr.	Alpine, Utah (Lone Peak HS)	
5	Kyle Collinsworth	G	6-6	215	Sr.	Provo, Utah (Provo HS)	CORBIN KAUFUSI KAW-foo-see
12	Alan Hamson	C	7-2	210	Fr.	Lindon, Utah (Pleasant Grove HS)	
15	Jake Toolson	G	6-5	205	So.	Gilbert, Ariz. (Highland HS)	
21	Kyle Davis	F	6-8	225	Jr.	Draper, Utah (Utah State)	ZAC SELJAAS SELL-yus
23	Cory Calvert	G	6-3	190	So.	Parker, Colo. (Chaparral HS)	
25	Jordan Chatman	G	6-5	195	Fr.	Vancouver, Wash. (Union HS)	
31	Braiden Shaw	F	6-9	210	Fr.	Eagle, Idaho (Eagle HS)	BRAIDEN SHAW BRAY-den
33	Nate Austin	F	6-11	245	Sr.	Alpine, Utah (Lone Peak HS)	
34	Jakob Hartsock	F	6-8	205	Fr.	Bartlesville, Okla. (Bartlesville HS)	
40	Jamal Aytes	F	6-6	235	So.	San Diego, Calif. (UNLV)	
44	Corbin Kaufusi	C	6-10	255	So.	Provo, Utah (Timpview HS)	

Head Coach: Dave Rose, 11th year (Houston, 1983)
 Associate Head Coach: Tim LaComb (Utah, 2006);
 Assistant Coaches: Terry Nashif (BYU, 2005); Quincy Lewis (Wagner, 1993)
 Director of Basketball Operations: Andrew May (BYU, 2010)
 Coordinator of Player Development: Garrett Faucette (BYU, 2008)
 Team Trainer: Robert Ramos (BYU, 1995)
 Strength and Conditioning Coach: Bob Medina (UNLV, 1988)

2015-16 SEASON AND CAREER HIGHS

#	Player		Points	Rebounds	Assists
1	Chase Fischer	Season	20 vs. Utah Valley	3 vs. Adams State	3 vs. Adams State, vs. Belmont
		Career	30 vs. Chaminade (14-15)	5, 3 times, last vs. Ole Miss (14-15)	5, vs. LBSU, vs. Hawai'i (14-15)
2	Zac Seljaas	Season	6 vs. Adams State	2 vs. Utah Valley, vs. MVSU	—
		Career	Same	Same	Same
4	Nick Emery	Season	27 vs. Belmont	4 vs. Utah Valley, vs. Belmont	7 vs. MVSU
		Career	Same	Same	Same
5	Kyle Collinsworth	Season	26 vs. Belmont	13 at Long Beach State	10 vs. Belmont
		Career	28 vs. Gonzaga (2015 WCC)	16 vs. Loyola Marymount (13-14)	11, 3 times, last vs. Portland (2015 WCC)
15	Jake Toolson	Season	6 at Long Beach State, vs. Belmont	3 vs. Utah Valley, vs. Adams State	3 vs. Adams State
		Career	15 vs. Southern Virginia (14-15)	7 vs. Southern Virginia (14-15)	4 vs. Southern Virginia (14-15)
21	Kyle Davis	Season	17 vs. Utah Valley	20 vs. Utah Valley	3 vs. Utah Valley
		Career	Same	Same	Same
23	Cory Calvert	Season	3 vs. Adams State	3 vs. Utah Valley	1 vs. Adams State
		Career	10 vs. Eastern New Mexico (12-13)	4 vs. Washington (12-13)	3 vs. Washington (12-13)
25	Jordan Chatman	Season	8 at Long Beach State	2 vs. Utah Valley, at Long Beach State	2 vs. Adams State
		Career	Same	Same	Same
31	Braiden Shaw	Season	3 vs. Adams State	2 vs. Utah Valley, vs. Adams State	—
		Career	Same	Same	Same
33	Nate Austin	Season	4 vs. Adams State	7 vs. MVSU	2 vs. Utah Valley, vs. Adams State
		Career	15 vs. Weber State (11-12)	16 vs. San Francisco (13-14)	4 vs. ENMU (12-13), vs. PVAMU (13-14)
34	Jakob Hartsock	Season	2 vs. Utah Valley	4 vs. Utah Valley	1 vs. Adams State
		Career	Same	Same	Same
40	Jamal Aytes	Season	11 vs. Adams State	4 at Long Beach State	1 vs. Adams State
		Career	Same	Same	Same
44	Corbin Kaufusi	Season	17 at Long Beach State	10 at Long Beach State	1 vs. Adams State, vs. MVSU
		Career	Same	Same	1, 5 times, last vs. MVSU (15-16)

GEOGRAPHIC BREAKDOWN

Arizona	Jake Toolson
California	Jamal Aytes
Colorado	Cory Calvert
Georgia	Elijah Bryant
Idaho	Braiden Shaw
Oklahoma	Jakob Hartsock
Utah	Nate Austin, Kyle Collinsworth, Kyle Davis, Nick Emery, Alan Hamson, Corbin Kaufusi, Zac Seljaas, Corbin Kaufusi
Washington	Jordan Chatman
West Virginia	Chase Fischer

CLASS BREAKDOWN

Seniors	Juniors	Sophomores	Freshmen
Nate Austin Kyle Collinsworth Chase Fischer	Kyle Davis	Jamal Aytes Elijah Bryant Cory Calvert Corbin Kaufusi Jake Toolson	Jordan Chatman Nick Emery Alan Hamson Jakob Hartsock Zac Seljaas Braiden Shaw
*Sitting out 2015-16 due to NCAA transfer rules			

#1 • CHASE FISCHER
6-3 • 190 • SR • GUARD



RIPLEY, WEST VIRGINIA
WAKE FOREST

2015-16 SEASON HIGHS

PTS	20 vs. UVU – 11/13/15
1st H	15 vs. UVU – 11/13/15
2nd H	19 vs. Belmont – 11/28/15
REB	3 vs. ASU – 11/20/15
AST	3 vs. ASU – 11/20/15
STL	1, twice, last vs. Belmont – 11/28/15
BLK	1 vs. ASU – 11/20/15
FGM	7 vs. UVU – 11/13/15
FGA	16 vs. Belmont – 11/28/15
3PM	5 vs. Belmont – 11/28/15
3PA	10, twice, last vs. Belmont – 11/28/15
FTM	4 vs. Belmont – 11/28/15
FTA	6 vs. Belmont – 11/28/15

CAREER

PTS	30 vs. Chaminade – 11/25/14
1st H	27 vs. Chaminade – 11/25/14
2nd H	19 vs. Belmont – 11/28/15
REB	5, twice, last at Saint Mary's – 1/17/15
AST	5, twice, last vs. Hawai'i – 12/6/14
STL	3 vs. Hawai'i – 12/6/14
BLK	1, 3 times, last vs. ASU – 11/20/15
FGM	10 vs. Chaminade – 11/25/14
FGA	16 vs. Belmont – 11/28/15
3PM	10 vs. Chaminade – 11/25/14
3PA	13 vs. Chaminade – 11/25/14
FTM	5 vs. LBSU – 11/14/14
FTA	6 vs. Belmont – 11/28/15

MISCELLANEOUS

	15-16	Career
Double-Figure Points	2 (2-0)	23 (20-3)
20-plus Points	1 (1-0)	7 (6-1)
Double-Figure Reb	0 (0-0)	0 (0-0)
Double-Doubles	0 (0-0)	0 (0-0)
3-plus Steals	0 (0-0)	1 (1-0)
3-plus Blocks	0 (0-0)	0 (0-0)
3-plus 3-point FG	3 (3-0)	20 (17-3)
Scoring Leader	1 (1-0)	5 (5-0)
Rebound Leader	0 (0-0)	0 (0-0)
Assist Leader	0 (0-0)	0 (0-0)

CAREER STATISTICS (ALL GAMES)

Year	GP	GS	Min	Avg	FG	FGA	Pct	3FG	FGA	Pct	FT	FTA	Pct	Off	Def	TR	Avg	PF	FO	A	TO	Blk	Stl	Pts	Avg
2014-15	34	33	914	26.9	147	351	.419	103	248	.415	51	65	.785	10	64	74	2.2	50	0	67	49	2	25	448	13.2
2015-16	5	5	137	27.4	18	55	.327	12	39	.308	9	11	.818	2	6	8	1.6	8	1	11	9	1	2	57	11.4
TOTAL	39	38	1051	26.9	165	406	.406	115	287	.401	60	76	.789	12	70	82	2.1	58	1	78	58	3	27	505	12.9

CAREER STATISTICS (CONFERENCE GAMES)

Year	GP	GS	Min	Avg	FG	FGA	Pct	3FG	FGA	Pct	FT	FTA	Pct	Off	Def	TR	Avg	PF	FO	A	TO	Blk	Stl	Pts	Avg
2014-15	17	16	416	24.5	69	164	.421	48	115	.417	26	32	.813	6	33	39	2.3	19	0	28	21	1	12	212	12.5
TOTAL	17	16	416	24.5	69	164	.421	48	115	.417	26	32	.813	6	33	39	2.3	19	0	28	21	1	12	212	12.5

2015-16 SEASON — PPG: 11.4 RPG: 1.6 APG: 2.2 SPG: 0.4 BPG: 0.3 FG%: .327 3FG%: .308 FT%: .818

2015-16 • Senior

- A team captain
- Scored a game-high 20 points and hit three 3 in the season opener against Utah Valley
- Scored 19 points – all in the second half – on 5 3-pointers and added 2 rebounds, 3 assists and 1 steal vs. Belmont

2014-15 • Junior

- A team captain
- Ranked 10th in the nation in 3-point field goals, 18th in 3-point field goals per game, 22nd in 3-point field goal attempts and 27th in 3-point field-goal percentage
- Ranked 1st in the WCC in 3-point field goals made, 8th in 3-point field goal percentage and 13th in scoring
- Set the BYU record for 3-pointers in a game with 10 vs. Chaminade at the Maui Invitational
- Ranked 4th for most consecutive games with a 3-pointer in a single season with 18
- Ranked 2nd in BYU history for 3-pointers in a single season (103) and 4th in 3-point field goal percentage (.415, minimum 70 3-point field goals made)
- Ranked 2nd in BYU history for games with 5 3-pointers (8) and is tied for second in games with 3 3-pointers (17)

Before BYU

- Played in 62 games and started six times for the Wake Forest Demon Deacons in 2011-12 and 2012-13
- A team captain as a sophomore in 2012-13

2015-16 GAME-BY-GAME

Opponent	Date	GS	Min	FG	FGA	Pct	3FG	FGA	Pct	FT	FTA	Pct	Off	Def	TR	Avg	PF	FO	A	TO	Blk	Stl	Pts	Avg	
Utah Valley	11/13/15	*	27	7	13	.538	3	7	.429	3	3	1.000	0	1	1	1.0	0	0	1	0	1	0	1	20	20.0
at Long Beach State	11/16/15	*	25	1	7	.143	0	4	.000	0	0	.000	0	0	0	0.5	5	1	2	2	0	0	2	11.0	
Adams State	11/20/15	*	25	2	9	.222	1	8	.125	2	2	1.000	0	3	3	1.3	1	0	3	3	1	0	7	9.7	
Mississippi Valley State	11/25/15	*	27	3	10	.300	3	10	.300	0	0	.000	1	1	2	1.5	1	0	2	2	0	0	9	9.5	
Belmont	11/28/15	*	33	5	16	.313	5	10	.500	4	6	.667	1	1	2	1.6	1	0	3	1	0	1	19	11.4	
at Utah	12/02/15																								
vs. Weber State	12/05/15																								
Utah State	12/09/15																								
at Colorado	12/12/15																								
Central Michigan	12/18/15																								
vs. Harvard	12/22/15																								
vs. Auburn/New Mexico	12/23/15																								
vs. TBA	12/25/15																								
at Saint Mary's	12/31/15																								
at Pacific	01/02/16																								
Santa Clara	01/07/16																								
San Francisco	01/09/16																								
at Gonzaga	01/14/16																								
at Portland	01/16/16																								
at Loyola Marymount	01/21/16																								
at Pepperdine	01/23/16																								
Loyola Marymount	01/28/16																								
Pepperdine	01/30/16																								
Saint Mary's	02/04/16																								
Pacific	02/06/16																								
at San Francisco	02/11/16																								
at Santa Clara	02/13/16																								
at San Diego	02/18/16																								
San Diego	02/20/16																								
Portland	02/25/16																								
Gonzaga	02/27/16																								
Totals			5	137	18	55	.327	12	39	.308	9	11	.818	2	6	8	1.6	8	1	11	9	1	2	57	11.4

#2 • ZAC SELJAAS
6-7 • 215 • FR • GUARD



BOUNTIFUL, UTAH
BOUNTIFUL HS

2015-16 SEASON HIGHS

PTS	6 vs. ASU – 11/20/15
1st H	3 vs. MVSU – 11/25/15
2nd H	6 vs. ASU – 11/20/15
REB	2, twice, last vs. MVSU – 11/25/15
AST	–
STL	–
BLK	1 vs. UVU – 11/13/15
FGM	2 vs. ASU – 11/20/15
FGA	4, twice, last vs. MVSU – 11/25/15
3PM	2 vs. ASU – 11/20/15
3PA	3, twice, last vs. MVSU – 11/25/15
FTM	–
FTA	–

MISCELLANEOUS

	15-16	Career
Double-Figure Points	0 (0-0)	0 (0-0)
20-plus Points	0 (0-0)	0 (0-0)
Double-Figure Reb	0 (0-0)	0 (0-0)
Double-Doubles	0 (0-0)	0 (0-0)
3-plus Steals	0 (0-0)	0 (0-0)
3-plus Blocks	0 (0-0)	0 (0-0)
3-plus 3-point FG	0 (0-0)	0 (0-0)
Scoring Leader	0 (0-0)	0 (0-0)
Rebound Leader	0 (0-0)	0 (0-0)
Assist Leader	0 (0-0)	0 (0-0)

2015-16 SEASON — PPG: 3.0 RPG: 1.3 APG: 0.0 SPG: 0.0 BPG: 0.3 FG%: .400 3FG%: .500 FT%: .000

2015-16 • Freshman

- Has hit a 3-pointer in 3 of 4 games played
- Hit a 3 in his BYU debut and added 2 boards and a block against Utah Valley
- Hit a pair of 3s for 6 points and added 1 rebound against Adams State

Before BYU

- A four-year letterman for coach Mike Maxwell at Bountiful High School
- Finished Bountiful career with totals of 1,704 points, 494 rebounds, 325 assists, 140 steals and 217 3-point field goals
- Named the Utah Gatorade Player of the Year
- Named the 4A MVP and first-team all-state by the Deseret News, received All-Tribune (top players in the state regardless of classification) honors from the Salt Lake Tribune and named the Standard Examiner All-Area MVP
- Led Bountiful to a record of 22-6 overall and 14-0 in Region and the 4A state title
- Averaged 25.4 points, 6.1 rebounds, 4.3 assists and 1.7 steals and hit 82 threes
- Named to the 4A all-state first team by the Deseret News and the Salt Lake Tribune as a junior
- Led Bountiful to a record of 26-1 overall and 14-0 in Region 6 and the 4A state title
- Averaged 18.6 points, 6.1 rebounds, 3.6 assists and 1.7 steals and hit 70 threes
- Posted season highs of 33 points, 13 rebounds, 8 assists and 5 steals
- Named to the 4A all-state second team by the Deseret News and the Salt Lake Tribune as a sophomore

- Led Bountiful to a record of 21-4 overall and 10-0 in Region 6 and the 4A state semifinals
- Averaged 15.3 points, 4.3 rebounds, 3.2 assists and 1.3 steals and hit 49 threes
- Ranked 58th among small forwards in the class of 2015 by ESPN.com
- Played AAU basketball for the Utah Prospects and was coached by Lynn Lloyd

Personal

- Parents are Gary and Carleen Seljaas
- Has two sisters and one brother
- Sister Nancy played at BYU from 2002-05

2015-16 GAME-BY-GAME

Opponent	Date	GS	Min	FG	FGA	Pct	3FG	FGA	Pct	FT	FTA	Pct	Off	Def	TR	Avg	PF	FO	A	TO	Blk	Stl	Pts	Avg	
Utah Valley	11/13/15		10	1	4	.250	1	3	.333	0	0	.000	0	2	2	2.0	0	0	0	0	1	0	3	3.0	
at Long Beach State	11/16/15		2	0	0	.000	0	0	.000	0	0	.000	0	0	0	1.0	0	0	0	1	0	0	0	1.5	
Adams State	11/20/15		5	2	2	1.000	2	2	1.000	0	0	.000	0	1	1	1.0	1	0	0	0	0	0	6	3.0	
Mississippi Valley State	11/25/15		11	1	4	.250	1	3	.333	0	0	.000	0	2	2	1.3	0	0	0	2	0	0	3	3.0	
Belmont	11/28/15																								
at Utah	12/02/15																								
vs. Weber State	12/05/15																								
Utah State	12/09/15																								
at Colorado	12/12/15																								
Central Michigan	12/18/15																								
vs. Harvard	12/22/15																								
vs. Auburn/New Mexico	12/23/15																								
vs. TBA	12/25/15																								
at Saint Mary's	12/31/15																								
at Pacific	01/02/16																								
Santa Clara	01/07/16																								
San Francisco	01/09/16																								
at Gonzaga	01/14/16																								
at Portland	01/16/16																								
at Loyola Marymount	01/21/16																								
at Pepperdine	01/23/16																								
Loyola Marymount	01/28/16																								
Pepperdine	01/30/16																								
Saint Mary's	02/04/16																								
Pacific	02/06/16																								
at San Francisco	02/11/16																								
at Santa Clara	02/13/16																								
at San Diego	02/18/16																								
San Diego	02/20/16																								
Portland	02/25/16																								
Gonzaga	02/27/16																								
Totals			0	28	4	10	.400	4	8	.500	0	0	.000	0	5	5	1.3	1	0	0	3	1	0	12	3.0

CAREER STATISTICS (ALL GAMES)

Year	GP	GS	Min	Avg	FG	FGA	Pct	3FG	FGA	Pct	FT	FTA	Pct	Off	Def	TR	Avg	PF	FO	A	TO	Blk	Stl	Pts	Avg
2015-16	4	0	28	7.0	4	10	.400	4	8	.500	0	0	.000	0	5	5	1.3	1	0	0	3	1	0	12	3.0
TOTAL	4	0	28	7.0	4	10	.400	4	8	.500	0	0	.000	0	5	5	1.3	1	0	0	3	1	0	12	3.0

CAREER STATISTICS (CONFERENCE GAMES)

Year	GP	GS	Min	Avg	FG	FGA	Pct	3FG	FGA	Pct	FT	FTA	Pct	Off	Def	TR	Avg	PF	FO	A	TO	Blk	Stl	Pts	Avg
2015-16																									
TOTAL																									

#4 • NICK EMERY
6-2 • 185 • FR • GUARD



ALPINE, UTAH
LONE PEAK HS

2015-16 SEASON HIGHS

PTS	27 vs. Belmont – 11/28/15
1st H	16 vs. ASU – 11/20/15
2nd H	vs. Belmont – 11/28/15
REB	4, twice, last vs. Belmont – 11/28/15
AST	7 vs. MVSU – 11/25/15
STL	3 vs. ASU – 11/20/15
BLK	–
FGM	9, twice, last vs. Belmont – 11/28/15
FGA	17 vs. Belmont – 11/28/15
3PM	5 vs. Belmont – 11/28/15
3PA	11 vs. Belmont – 11/28/15
FTM	4 vs. Belmont – 11/28/15
FTA	4 vs. Belmont – 11/28/15

MISCELLANEOUS

	15-16	Career
Double-Figure Points	4 (4-0)	4 (4-0)
20-plus Points	2 (2-0)	2 (2-0)
Double-Figure Reb	0 (0-0)	0 (0-0)
Double-Doubles	0 (0-0)	0 (0-0)
3-plus Steals	1 (1-0)	1 (1-0)
3-plus Blocks	0 (0-0)	0 (0-0)
3-plus 3-point FG	2 (2-0)	2 (2-0)
Scoring Leader	3 (3-0)	3 (3-0)
Rebound Leader	0 (0-0)	0 (0-0)
Assist Leader	2 (2-0)	2 (2-0)

2015-16 SEASON — PPG: 15.4 RPG: 3.0 APG: 4.0 SPG: 1.6 BPG: 0.0 FG%: .469 3FG%: .333 FT%: .750

2015-16 • Freshman

- Totaled 20 points, 2 rebounds, 6 assists and 3 steals and hit 2 3s against Adams State
- Let BYU with 18 points and 7 rebounds vs. MVSU
- Scored 27 points, hit 5 3-pointers and added 4 rebounds, 4 assists and 2 steals vs. Belmont

Before BYU

- A four-year starter for Quincy Lewis at Lone Peak High School
- Career totals of 1,953 points (first all-time at Lone Peak) and 269 threes and averages of 19.9 points and 2.7 threes per game
- Career highs of 39 points, 8 threes, 10 rebounds, 8 assists and 8 steals
- As a senior, helped lead Lone Peak to 26-1 record, the 2012-13 MaxPreps.com National Title and the 5A Utah state title
- Averaged 17.9 points, 3.8 rebounds, 3.7 assists and 2.9 steals as a senior
- Named a third-team All-American by MaxPreps.com
- Named the 2012-13 Mr. Basketball by the Deseret News, the 5A MVP by the Salt Lake Tribune, the Utah Gatorade Player of the Year and the Valley Player of the Year by the Daily Herald
- As a junior averaged 21.6 points, 3.4 threes, 4.0 rebounds, 2.3 assists and 2.4 steals and led Lone Peak to a 22-3 record, the 5A state title and a No. 24 national ranking (Maxpreps.com)
- Named the 5A MVP by the Deseret News, first-team all-state by the Salt Lake Tribune and Valley Player of the Year by the Daily Herald
- MVP of the 2012 Brandon Jennings Invitational

- As a sophomore averaged 21.7 points and 2.8 threes per game and led Lone Peak to a 24-1 record, the 5A state title and a No. 21 national ranking (Maxpreps.com)
- Named the 5A MVP by the Deseret News, Utah Gatorade Player of the Year and first-team all-state by the Salt Lake Tribune
- In the class of 2013 is ranked No. 45 by ESPN.com, No. 79 by Scout.com and No. 89 by Rivals.com
- Ranked No. 9 by ESPN.com and No. 18 by Rivals.com among point guards in the class of 2013
- Ranked No. 19 among shooting guards by Scout.com
- Played for the Utah Reign Travel Team
- Named a top performer at the 2012 Philly Hoop Group Jamfest
- Attended the CP3 Elite Guard Camp run by Chris Paul and the NBPA Top 100 camp at the University of Virginia
- Also played for Salt Lake Metro and was coached by Golden Holt, Marty Haws and Dave Hammer
- Recruited by Utah, Stanford, Kansas, Oklahoma State, Arizona State, Washington State, UCLA and Washington

Personal

- Parents are Derek and Patti Emery
- Has two brothers, Alex and Jackson, and one sister, Annie
- Brother Jackson played at BYU (2005-06, 08-11) and is the program's all-time steals leader
- Served a mission for The Church of Jesus Christ of Latter-day Saints in Germany

2015-16 GAME-BY-GAME

Opponent	Date	GS	Min	FG	FGA	Pct	3FG	FGA	Pct	FT	FTA	Pct	Off	Def	TR	Avg	PF	FO	A	TO	Blk	Stl	Pts	Avg	
Utah Valley	11/13/15		22	4	11	.364	1	2	.500	1	2	.500	1	2	4	4.0	0	0	3	2	0	0	10	10.0	
at Long Beach State	11/16/15		24	1	8	.125	0	4	.000	0	0	.000	0	3	3	3.5	1	0	0	2	0	1	2	6.0	
Adams State	11/20/15		24	9	14	.643	2	6	.333	0	0	.000	0	2	2	3.0	1	0	6	0	0	3	20	10.7	
Mississippi Valley State	11/25/15	*	34	7	14	.500	3	10	.300	1	2	.500	0	2	2	2.8	1	0	7	1	0	2	18	12.5	
Belmont	11/28/15	*	33	9	17	.529	5	11	.455	4	4	1.000	1	3	4	3.0	3	0	4	2	0	2	27	15.4	
at Utah	12/02/15																								
vs. Weber State	12/05/15																								
Utah State	12/09/15																								
at Colorado	12/12/15																								
Central Michigan	12/18/15																								
vs. Harvard	12/22/15																								
vs. Auburn/New Mexico	12/23/15																								
vs. TBA	12/25/15																								
at Saint Mary's	12/31/15																								
at Pacific	01/02/16																								
Santa Clara	01/07/16																								
San Francisco	01/09/16																								
at Gonzaga	01/14/16																								
at Portland	01/16/16																								
at Loyola Marymount	01/21/16																								
at Pepperdine	01/23/16																								
Loyola Marymount	01/28/16																								
Pepperdine	01/30/16																								
Saint Mary's	02/04/16																								
Pacific	02/06/16																								
at San Francisco	02/11/16																								
at Santa Clara	02/13/16																								
at San Diego	02/18/16																								
San Diego	02/20/16																								
Portland	02/25/16																								
Gonzaga	02/27/16																								
Totals			2	137	30	64	.469	11	33	.333	6	8	.750	1	14	15	3.0	6	0	20	7	0	8	77	15.4

CAREER STATISTICS (ALL GAMES)

Year	GP	GS	Min	Avg	FG	FGA	Pct	3FG	FGA	Pct	FT	FTA	Pct	Off	Def	TR	Avg	PF	FO	A	TO	Blk	Stl	Pts	Avg
2015-16	5	2	137	27.4	30	64	.469	11	33	.333	6	8	.750	1	14	15	3.0	6	0	20	7	0	8	77	15.4
TOTAL	5	2	137	27.4	30	64	.469	11	33	.333	6	8	.750	1	14	15	3.0	6	0	20	7	0	8	77	15.4

CAREER STATISTICS (CONFERENCE GAMES)

Year	GP	GS	Min	Avg	FG	FGA	Pct	3FG	FGA	Pct	FT	FTA	Pct	Off	Def	TR	Avg	PF	FO	A	TO	Blk	Stl	Pts	Avg
2015-16																									
TOTAL																									

#5 • KYLE COLLINSWORTH
6-6 • 215 • SR • GUARD



PROVO, UTAH
PROVO HS

2015-16 SEASON HIGHS

PTS	26 vs. Belmont – 11/28/15
1st H	13, twice, last vs. Belmont – 11/28/15
2nd H	13 vs. Belmont – 11/28/15
REB	13 at LBSU – 11/16/15
AST	10 vs. Belmont – 11/28/15
STL	4 vs. MVSU – 11/25/15
BLK	2, twice, last vs. MVSU – 11/25/15
FGM	9 vs. Belmont – 11/28/15
FGA	19 vs. Belmont – 11/28/15
3PM	–
3PA	4 vs. UVU – 11/13/15
FTM	8 vs. Belmont – 11/28/15
FTA	10 vs. Belmont – 11/28/15

CAREER

PTS	28 vs. Gonzaga – 3/10/15
1st H	17 vs. Gonzaga – 3/10/15
2nd H	16 vs. SDSU – 11/24/14
REB	16 vs. LMU – 3/8/14
AST	11, 3 times, last vs. Portland – 3/9/15
STL	6 vs. Purdue – 11/26/14
BLK	3, twice, last vs. LMU – 1/11/14
FGM	10 vs. LMU – 3/8/14
FGA	22 vs. Gonzaga – 3/10/15
3PM	2, twice, last at UMass – 1/11/11
3PA	5 vs. Fresno Pacific – 1/11/11
FTM	10 at Utah State – 12/2/14
FTA	13 vs. Portland – 12/29/14

MISCELLANEOUS

	15-16	Career
Double-Figure Points	5 (4-1)	70 (52-18)
20-plus Points	1 (1-0)	10 (9-1)
Double-Figure Reb	2 (1-1)	29 (23-6)
Double-Doubles	2 (1-1)	24 (19-5)
3-plus Steals	1 (1-0)	25 (21-4)
3-plus Blocks	0 (0-0)	1 (1-0)
3-plus 3-point FG	0 (0-0)	0 (0-0)
Scoring Leader	0 (0-0)	10 (8-2)
Rebound Leader	2 (1-1)	51 (38-13)
Assist Leader	3 (2-1)	51 (35-16)

CAREER STATISTICS (ALL GAMES)

Year	GP	GS	Min	Avg	FG	FGA	Pct	3FG	FGA	Pct	FT	FTA	Pct	Off	Def	TR	Avg	PF	FO	A	TO	Blk	Stl	Pts	Avg
2010-11	36	27	926	25.7	78	162	.481	7	27	.259	46	81	.568	55	128	183	5.1	73	1	75	56	16	39	209	5.8
2013-14	34	34	1136	33.4	175	352	.497	8	22	.364	117	203	.576	85	190	275	8.1	82	1	156	89	15	57	475	14.0
2014-15	33	33	1019	30.9	158	335	.472	6	21	.286	134	182	.736	81	205	286	8.7	73	1	197	96	11	59	456	13.8
2015-16	5	5	153	30.6	27	58	.466	0	5	.000	24	33	.727	15	30	45	9.0	9	0	31	15	5	11	78	15.6
TOTAL	108	99	3234	29.9	438	907	.483	21	75	.280	321	499	.643	236	553	789	7.3	237	3	459	256	47	166	1218	11.3

CAREER STATISTICS (CONFERENCE GAMES)

Year	GP	GS	Min	Avg	FG	FGA	Pct	3FG	FGA	Pct	FT	FTA	Pct	Off	Def	TR	Avg	PF	FO	A	TO	Blk	Stl	Pts	Avg
2010-11	15	10	365	24.3	26	57	.456	3	8	.375	23	31	.742	20	59	79	5.3	31	1	32	26	8	10	78	5.2
2013-14	18	18	583	32.4	93	181	.514	3	8	.375	65	112	.580	51	86	137	7.6	43	1	82	48	6	37	254	14.1
2014-15	17	17	539	31.7	85	173	.491	1	9	.111	64	86	.744	45	113	158	9.3	36	1	104	39	6	27	235	13.8
TOTAL	50	45	1487	29.7	204	411	.496	7	25	.280	152	229	.664	116	258	374	7.5	110	3	218	113	20	74	567	11.3

2015-16 SEASON — PPG: 15.6 RPG: 9.2 APG: 6.2 SPG: 2.2 BPG: 1.0 FG%: .458 3FG%: .000 FT%: .727

2015-16 • Senior

- A team captain
- A candidate for the Bob Cousy Award
- Totaled 17 points, 9 boards and 7 assists in the season opener vs. Utah Valley
- Totaled 26 points, 10 rebounds and 10 assists for his first triple-double of the season and 7th of his career to become the NCAA career leader

In 2014-15 • Junior

- A team captain
- Named to the Lute Olson All-America Team and an AP Honorable Mention All-American
- Named to the All-WCC First Team and the WCC All-Tournament Team
- Named to the USBWA All-District First Team and the NABC All-District Second Team
- Was a candidate for the Cousy Award
- Four-time WCC Player of the Week (Dec. 8, Dec. 30, Feb. 9, March 2)
- Named to the All-High Major Third Team by CollegeSportsMadness.com
- Named the Comeback Player of the Year at the 2015 Y Awards
- Set the NCAA single-season record and tied the NCAA career record with 6 triple-doubles
- The only player in the NCAA ranked in the top 100 in rebounds (42nd), assists (16th) and steals (71st)
- Led the NCAA in triple-doubles, was 15th in total assists, 16th in assists per game, 23rd in double-doubles, 39th in defensive rebounds per game, 42nd in rebounds per game, 43rd in total rebounds

- Ranked 2nd in the WCC in rebounding, 2nd in assists, 2nd in steals, 2nd in defensive rebounds, 5th in assist/turnover ratio, 5th in offensive rebounds, 12th in scoring and 15th in free-throw percentage

In 2013-14 • Sophomore

- A team captain
- Named to the All-WCC First Team and the WCC All-Tournament Team
- One of four players in the NCAA ranked in the top 100 in rebounds and assists

In 2010-11 • Freshman

- Averaged 5.8 points, 5.1 rebounds, 2.1 assists and 1.1 steals

Before BYU

- Played for Craig Drury and helped Provo High to state titles as a freshman and sophomore
- Named Deseret News Mr. Basketball, Salt Lake Tribune Male Athlete of the Year and Utah Gatorade Player of the Year as a senior

Personal

- Parents are Jeff and Alisa
- Wife Shea Martinez-Collinsworth is an All-American track athlete at BYU
- Has two sisters and two brothers
- Brother is Chris Collinsworth, a former forward for the Cougars
- Served a mission for The Church of Jesus Christ of Latter-day Saints in Russia

2015-16 GAME-BY-GAME

Opponent	Date	GS	Min	FG	FGA	Pct	3FG	FGA	Pct	FT	FTA	Pct	Off	Def	TR	Avg	PF	FO	A	TO	Blk	Stl	Pts	Avg	
Utah Valley	11/13/15	*	28	6	17	.353	0	4	.000	5	5	1.000	6	3	9	9.0	1	0	7	3	1	1	17	17.0	
at Long Beach State	11/16/15	*	31	4	9	.444	0	0	.000	4	9	.444	3	10	13	11.0	3	0	6	7	0	2	12	14.5	
Adams State	11/20/15	*	25	5	7	.714	0	0	.000	2	3	.667	1	5	6	9.3	2	0	4	1	2	2	12	13.7	
Mississippi Valley State	11/25/15	*	34	3	7	.429	0	0	.000	5	6	.833	1	7	8	9.0	2	0	4	2	2	4	11	13.0	
Belmont	11/28/15	*	35	9	19	.474	0	1	.000	8	10	.800	5	5	10	9.2	1	0	10	2	0	2	26	15.6	
at Utah	12/02/15																								
vs. Weber State	12/05/15																								
Utah State	12/09/15																								
at Colorado	12/12/15																								
Central Michigan	12/18/15																								
vs. Harvard	12/22/15																								
vs. Auburn/New Mexico	12/23/15																								
vs. TBA	12/25/15																								
at Saint Mary's	12/31/15																								
at Pacific	01/02/16																								
Santa Clara	01/07/16																								
San Francisco	01/09/16																								
at Gonzaga	01/14/16																								
at Portland	01/16/16																								
at Loyola Marymount	01/21/16																								
at Pepperdine	01/23/16																								
Loyola Marymount	01/28/16																								
Pepperdine	01/30/16																								
Saint Mary's	02/04/16																								
Pacific	02/06/16																								
at San Francisco	02/11/16																								
at Santa Clara	02/13/16																								
at San Diego	02/18/16																								
San Diego	02/20/16																								
Portland	02/25/16																								
Gonzaga	02/27/16																								
Totals			5	153	27	59	.458	0	5	.000	24	33	.727	16	30	46	9.2	9	0	31	15	5	11	78	15.6

#15 • JAKE TOOLSON
6-5 • 205 • SO • GUARD



GILBERT, ARIZONA
HIGHLAND HS

2015-16 SEASON HIGHS

PTS	6, twice, last vs. Belmont – 11/28/15
1st H	6 vs. Belmont – 11/28/15
2nd H	3 vs. UVU – 11/13/15, at LBSU – 11/16/15
REB	3 vs. UVU – 11/13/15, vs. ASU – 11/20/15
AST	3 vs. ASU – 11/20/15
STL	1 vs. ASU – 11/20/15
BLK	–
FGM	2, twice, last vs. Belmont – 11/28/15
FGA	5 at LBSU – 11/16/15
3PM	2, twice, last vs. Belmont – 11/28/15
3PA	5 at LBSU – 11/16/15
FTM	2 vs. MVSU – 11/25/15
FTA	2 vs. MVSU – 11/25/15

CAREER

PTS	15 vs. SVU – 11/19/14
1st H	9, twice, last at San Francisco – 1/3/15
2nd H	8 vs. Chaminade – 11/25/14
REB	7 vs. SVU – 11/19/14
AST	4 vs. SVU – 11/19/14
STL	4 vs. SVU – 11/19/14
BLK	–
FGM	5 vs. SVU – 11/19/14
FGA	9, twice, last vs. Chaminade – 11/25/14
3PM	5 vs. SVU – 11/19/14
3PA	8 vs. SVU – 11/19/14
FTM	2, twice, last vs. MVSU – 11/25/15
FTA	2, twice, last vs. MVSU – 11/25/15

MISCELLANEOUS

	15-16	Career
Double-Figure Points	0 (0-0)	2 (2-0)
20-plus Points	0 (0-0)	0 (0-0)
Double-Figure Reb	0 (0-0)	0 (0-0)
Double-Doubles	0 (0-0)	0 (0-0)
3-plus Steals	0 (0-0)	1 (1-0)
3-plus Blocks	0 (0-0)	0 (0-0)
3-plus 3-point FG	0 (0-0)	2 (2-0)
Scoring Leader	0 (0-0)	1 (1-0)
Rebound Leader	0 (0-0)	1 (1-0)
Assist Leader	0 (0-0)	0 (0-0)

CAREER STATISTICS (ALL GAMES)

Year	GP	GS	Min	Avg	FG	FGA	Pct	3FG	FGA	Pct	FT	FTA	Pct	Off	Def	TR	Avg	PF	FO	A	TO	Blk	Stl	Pts	Avg
2014-15	26	0	202	7.8	21	50	.420	16	40	.400	2	2	1.000	3	34	37	1.4	18	0	12	6	0	7	60	2.3
2015-16	5	3	71	14.2	6	14	.429	5	13	.385	2	2	1.000	1	9	10	2.0	4	0	10	4	0	1	19	3.8
TOTAL	31	3	273	8.8	27	64	.422	21	53	.396	4	4	1.000	4	43	47	1.5	22	0	22	10	0	8	79	2.5

CAREER STATISTICS (CONFERENCE GAMES)

Year	GP	GS	Min	Avg	FG	FGA	Pct	3FG	FGA	Pct	FT	FTA	Pct	Off	Def	TR	Avg	PF	FO	A	TO	Blk	Stl	Pts	Avg
2014-15	14	0	119	8.5	11	29	.379	8	25	.320	2	2	1.000	1	16	17	1.2	11	0	5	4	0	2	32	2.3
TOTAL	14	0	119	8.5	11	29	.379	8	25	.320	2	2	1.000	1	16	17	1.2	11	0	5	4	0	2	32	2.3

2015-16 SEASON — PPG: 3.8 RPG: 2.0 APG: 2.0 SPG: 0.2 BPG: 0.0 FG%: .429 3FG%: .385 FT%: 1.000

2015-16 • Sophomore

- Made his first career start in the season opener against UVU and tallied 3 points, 3 rebounds and 1 assist
- Hit two 3s for 6 points and added 2 assists at Long Beach State
- Hit 2 of 3 from 3 for 6 points and added 1 rebound and 2 assists vs. Belmont

2014-15 • Freshman

- Played in 26 games
- Posted season highs of 15 points (Southern Virginia), 7 rebounds (Southern Virginia), 4 assists (Southern Virginia), 4 steals (Southern Virginia) and 5 3s (Southern Virginia)
- Scored 15 points and posted 7 boards, 4 assists and 4 steals vs. Southern Virginia
- Had 8 points, 2 assists and 1 steal at Santa Clara
- Totaled 11 points, hit 3 of 4 from 3 and added 3 boards and 1 assist at San Francisco

Before BYU

- A four-year letterman and two-time first-team all-state honoree playing for Derrick Donaldson at Highland High School
- Scored 2,007 career points at Highland and averaged 19.1 points per game
- As a senior averaged 27.3 points, 12.1 rebounds, 3.5 assists and 1.6 steals per game and hit 59 threes
- Shot .522 from the field, .380 from three and .838 from the free-throw line

- Named first-team Division I All-Arizona by AZcentral.com and first-team All-Tribune by the East Valley Tribune
- As a junior averaged 18.9 points, 8.0 rebounds, 4.0 assists, 1.6 steals and 1.0 blocks and hit 34 threes while Highland finish 18-10 overall and 11-6 in league play
- Named first-team Division I All-Arizona by AZcentral.com and first-team All-Tribune by the East Valley Tribune
- As a sophomore averaged 18.4 points, 6.3 rebounds, 1.6 assists and 1.5 steals and hit 49 threes
- Named All-Tribune honorable mention by the East Valley Tribune
- As a freshman averaged 10.2 points, 7.2 rebounds, 1.7 assists and 1.4 steals and hit 47 threes
- Played for Nevada Select during the AAU season
- Played for the Arizona Power during the AAU season


Personal

- Parents are Troy and Sheila Toolson
- Has one brother and two sisters
- Also recruited by Arizona State, Boston College, Utah State and Saint Mary's
- Nephew of former BYU great Danny Ainge

2015-16 GAME-BY-GAME

Opponent	Date	GS	Min	FG	FGA	Pct	3FG	FGA	Pct	FT	FTA	Pct	Off	Def	TR	Avg	PF	FO	A	TO	Blk	Stl	Pts	Avg	
Utah Valley	11/13/15	*	16	1	2	.500	1	2	.500	0	0	.000	0	3	3	3.0	0	0	1	0	0	0	3	3.0	
at Long Beach State	11/16/15	*	21	2	5	.400	2	5	.400	0	0	.000	0	1	1	2.0	3	0	2	1	0	0	6	4.5	
Adams State	11/20/15	*	15	1	2	.500	0	1	.000	0	0	.000	0	3	3	2.3	1	0	3	1	0	1	2	3.7	
Mississippi Valley State	11/25/15		6	0	2	.000	0	2	.000	2	2	1.000	1	1	2	2.3	0	0	2	2	0	0	2	3.3	
Belmont	11/28/15		13	2	3	.667	2	3	.667	0	0	.000	0	1	1	2.0	0	0	2	0	0	0	6	3.8	
at Utah	12/02/15																								
vs. Weber State	12/05/15																								
Utah State	12/09/15																								
at Colorado	12/12/15																								
Central Michigan	12/18/15																								
vs. Harvard	12/22/15																								
vs. Auburn/New Mexico	12/23/15																								
vs. TBA	12/25/15																								
at Saint Mary's	12/31/15																								
at Pacific	01/02/16																								
Santa Clara	01/07/16																								
San Francisco	01/09/16																								
at Gonzaga	01/14/16																								
at Portland	01/16/16																								
at Loyola Marymount	01/21/16																								
at Pepperdine	01/23/16																								
Loyola Marymount	01/28/16																								
Pepperdine	01/30/16																								
Saint Mary's	02/04/16																								
Pacific	02/06/16																								
at San Francisco	02/11/16																								
at Santa Clara	02/13/16																								
at San Diego	02/18/16																								
San Diego	02/20/16																								
Portland	02/25/16																								
Gonzaga	02/27/16																								
Totals			3	71	6	14	.429	5	13	.385	2	2	1.000	1	9	10	2.0	4	0	10	4	0	1	19	3.8

#21 • KYLE DAVIS
6-8 • 225 • JR • FORWARD



DRAPER, UTAH
UTAH STATE

2015-16 SEASON — PPG: 12.2 RPG: 12.0 APG: 1.2 SPG: 0.6 BPG: 1.2 FG%: .585 3FG%: .750 FT%: .435

2015-16 • Junior

- Scored 17 points and set a BYU season-opener record with 20 rebounds against UVU ... added 3 assists, 2 blocks and a steal against the Wolverines
- Posted his third double-double with 11 points, 14 rebounds, 1 assist, 2 blocks and 1 steal vs. Belmont
- Named WCC Player of the Week on Nov. 16, 2015

Personal

- Parents are Mark and Debbie Davis
- Wife's name is Kelli
- Has one brother and two sisters
- Served a mission for The Church of Jesus Christ of Latter-day Saints in Detroit

In 2014-15 • Redshirt

- Sat out 2014-15 due to NCAA transfer rules

Before BYU

- Started 27 of 29 games played in 2013-14 as a sophomore at Utah State
- Averaged 9.1 points and 7.6 rebounds, had a team-high 37 blocks and shot 50.3 percent from the field
- Posted 7 double-doubles and had season highs of 18 points, 15 rebounds (twice), 3 blocks (7 times) and 5 assists
- Played as a freshman at Southern Utah in 2010-11 prior to serving a two-year LDS mission
- Averaged 8.5 points, a team-high 5.3 rebounds and 1.0 block per game and shot 55.4 percent from the field
- Posted season highs of 21 points, 14 rebounds, 5 assists and 3 blocks
- Led Alta High School to the 5A state title and was named tournament MVP in 2010
- Averaged 18.5 points, 7.6 rebounds, 1.4 blocks, 1.5 steals and 1.3 assists as a senior
- Was named 2010 5A MVP and Region 4 MVP

2015-16 SEASON HIGHS

PTS	17 vs. UVU – 11/13/15
1st H	11 vs. UVU – 11/13/15
2nd H	8 vs. MVSU – 11/25/15
REB	20 vs. UVU – 11/13/15
AST	3 vs. UVU – 11/13/15
STL	1, twice, last vs. Belmont – 11/28/15
BLK	2, 3 times, last vs. Belmont – 11/28/15
FGM	6 vs. UVU – 11/13/15
FGA	12 vs. UVU – 11/13/15
3PM	1, 3 times, last vs. Belmont – 11/28/15
3PA	2 vs. UVU – 11/13/15
FTM	4 vs. UVU – 11/13/15
FTA	9 vs. UVU – 11/13/15

MISCELLANEOUS

	15-16	Career
Double-Figure Points	5 (4-1)	5 (4-1)
20-plus Points	0 (0-0)	0 (0-0)
Double-Figure Reb	3 (3-0)	3 (3-0)
Double-Doubles	3 (3-0)	3 (3-0)
3-plus Steals	0 (0-0)	0 (0-0)
3-plus Blocks	0 (0-0)	0 (0-0)
3-plus 3-point FG	0 (0-0)	0 (0-0)
Scoring Leader	0 (0-0)	0 (0-0)
Rebound Leader	3 (3-0)	3 (3-0)
Assist Leader	0 (0-0)	0 (0-0)

2015-16 GAME-BY-GAME

Opponent	Date	GS	Min	FG	FGA	Pct	3FG	FGA	Pct	FT	FTA	Pct	Off	Def	TR	Avg	PF	FO	A	TO	Blk	Stl	Pts	Avg	
Utah Valley	11/13/15	*	27	6	12	.500	1	2	.500	4	9	.444	2	18	20	20.0	2	0	3	6	2	1	17	17.0	
at Long Beach State	11/16/15	*	24	4	8	.500	1	1	1.000	1	3	.333	3	6	9	14.5	4	0	0	6	2	1	10	13.5	
Adams State	11/20/15	*	23	4	6	.667	0	0	.000	2	3	.667	2	8	10	13.0	2	0	1	4	0	0	10	12.3	
Mississippi Valley State	11/25/15	*	23	5	6	.833	0	0	.000	3	6	.500	2	5	7	11.5	1	0	1	1	0	0	13	12.5	
Belmont	11/28/15	*	35	5	9	.556	1	1	1.000	0	2	.000	4	10	14	12.0	1	0	1	2	2	1	11	12.2	
at Utah	12/02/15																								
vs. Weber State	12/05/15																								
Utah State	12/09/15																								
at Colorado	12/12/15																								
Central Michigan	12/18/15																								
vs. Harvard	12/22/15																								
vs. Auburn/New Mexico	12/23/15																								
vs. TBA	12/25/15																								
at Saint Mary's	12/31/15																								
at Pacific	01/02/16																								
Santa Clara	01/07/16																								
San Francisco	01/09/16																								
at Gonzaga	01/14/16																								
at Portland	01/16/16																								
at Loyola Marymount	01/21/16																								
at Pepperdine	01/23/16																								
Loyola Marymount	01/28/16																								
Pepperdine	01/30/16																								
Saint Mary's	02/04/16																								
Pacific	02/06/16																								
at San Francisco	02/11/16																								
at Santa Clara	02/13/16																								
at San Diego	02/18/16																								
San Diego	02/20/16																								
Portland	02/25/16																								
Gonzaga	02/27/16																								
Totals			5	132	24	41	.585	3	4	.750	10	23	.435	13	47	60	12.0	10	0	6	19	6	3	61	12.2

CAREER STATISTICS (ALL GAMES)

Year	GP	GS	Min	Avg	FG	FGA	Pct	3FG	FGA	Pct	FT	FTA	Pct	Off	Def	TR	Avg	PF	FO	A	TO	Blk	Stl	Pts	Avg
2015-16	5	5	132	26.4	24	41	.585	3	4	.750	10	23	.435	13	47	60	12.0	10	0	6	19	6	3	61	12.2
TOTAL	5	5	132	26.4	24	41	.585	3	4	.750	10	23	.435	13	47	60	12.0	10	0	6	19	6	3	61	12.2

CAREER STATISTICS (CONFERENCE GAMES)

Year	GP	GS	Min	Avg	FG	FGA	Pct	3FG	FGA	Pct	FT	FTA	Pct	Off	Def	TR	Avg	PF	FO	A	TO	Blk	Stl	Pts	Avg
2015-16																									
TOTAL																									

#23 • CORY CALVERT
6-3 • 190 • SO • GUARD



PARKER, COLORADO
CHAPARRAL HS

2015-16 SEASON — PPG: 1.3 RPG: 1.3 APG: 0.3 SPG: 0.0 BPG: 0.0 FG%: .250 3FG%: .250 FT%: .000

2015-16 • Sophomore

- Totaled 2 points and 3 rebounds against Utah Valley, Calvert's first game since returning from an LDS mission in Boston

2012-13 • Freshman

- Played in 28 games
- Scored in double figures once against Eastern New Mexico with 10 points while hitting 2 for 2 from the 3-point line
- Scored 9 points at Weber State on 3 of 4 shooting from the field
- Posted season highs of 10 points (ENMU), 4 rebounds (vs. Washington), 3 assists (vs. Washington) and 1 steal (5 times)
- Averaged 1.9 points, 0.9 rebounds, 0.7 assists and shot .317 from the field

Personal

- Parents are Cory and Michelle
- Has three sisters
- Served a two-year mission for The Church of Jesus Christ of Latter-day Saints in Boston

Before BYU

- Prepped at Chaparral High School for Rob Johnson
- Named the 2012 5A MVP in Colorado by the Denver Post and MaxPreps.com
- Named first-team all-state, Continental League Player of the Year and the Joint Effort Co-Player of the Year
- Led Chaparral to the 2012 5A state title and a 25-3 record while averaging 22.3 points, 6.0 rebounds and 5.1 assists
- As a junior averaged 15.8 points, 4.8 boards and 3.9 assists and earned first-team All-Continental League and honorable mention all-state honors
- As a sophomore averaged 12.3 points, 5.2 rebounds and 4.7 assists and was named second-team all-league

2015-16 SEASON HIGHS

PTS	3 vs. ASU – 11/20/15
1st H	–
2nd H	3 vs. ASU – 11/20/15
REB	3 vs. UVU – 11/13/15
AST	1 vs. ASU – 11/20/15
STL	–
BLK	–
FGM	1 vs. UVU – 11/13/15, vs. ASU – 11/20/15
FGA	3 vs. UVU – 11/13/15, vs. ASU – 11/20/15
3PM	1 vs. ASU – 11/20/15
3PA	2 vs. ASU – 11/20/15
FTM	–
FTA	–

CAREER

PTS	10, ENMU – 12/18/12
1st H	5, vs. Washington – 3/19/13
2nd H	10, ENMU – 12/18/12
REB	4, vs. Washington – 3/19/13
AST	3, vs. Washington – 3/19/13
STL	1, 5 times, last vs. UW – 3/19/13
BLK	–
FGM	4, ENMU – 12/18/12
FGA	6, vs. Washington – 3/19/13
3PM	2, ENMU – 12/18/12
3PA	5, vs. Washington – 3/19/13
FTM	2, 4 times, last vs. UW – 3/19/13
FTA	3, 2 times, last vs. Mercer – 3/25/13

MISCELLANEOUS

	15-16	Career
Double-Figure Points	0 (0-0)	1 (1-0)
20-plus Points	0 (0-0)	0 (0-0)
Double-Figure Reb	0 (0-0)	0 (0-0)
Double-Doubles	0 (0-0)	0 (0-0)
3-plus Steals	0 (0-0)	0 (0-0)
3-plus Blocks	0 (0-0)	0 (0-0)
3-plus 3-point FG	0 (0-0)	0 (0-0)
Scoring Leader	0 (0-0)	0 (0-0)
Rebound Leader	0 (0-0)	0 (0-0)
Assist Leader	0 (0-0)	0 (0-0)

2015-16 GAME-BY-GAME

Opponent	Date	GS	Min	FG	FGA	Pct	3FG	FGA	Pct	FT	FTA	Pct	Off	Def	TR	Avg	PF	FO	A	TO	Blk	Stl	Pts	Avg
Utah Valley	11/13/15		5	1	3	.333	0	1	.000	0	0	.000	0	3	3	3.0	0	0	0	0	0	0	2	2.0
at Long Beach State	11/16/15		4	0	1	.000	0	1	.000	0	0	.000	0	1	1	2.0	0	0	0	0	0	0	0	1.0
Adams State	11/20/15		15	1	3	.333	1	2	.500	0	0	.000	0	1	1	1.7	2	0	1	0	0	0	3	1.7
Mississippi Valley State	11/25/15												DNP											
Belmont	11/28/15		2	0	1	.000	0	0	.000	0	0	.000	0	0	0	1.3	0	0	0	0	0	0	0	1.3
at Utah	12/02/15																							
vs. Weber State	12/05/15																							
Utah State	12/09/15																							
at Colorado	12/12/15																							
Central Michigan	12/18/15																							
vs. Harvard	12/22/15																							
vs. Auburn/New Mexico	12/23/15																							
vs. TBA	12/25/15																							
at Saint Mary's	12/31/15																							
at Pacific	01/02/16																							
Santa Clara	01/07/16																							
San Francisco	01/09/16																							
at Gonzaga	01/14/16																							
at Portland	01/16/16																							
at Loyola Marymount	01/21/16																							
at Pepperdine	01/23/16																							
Loyola Marymount	01/28/16																							
Pepperdine	01/30/16																							
Saint Mary's	02/04/16																							
Pacific	02/06/16																							
at San Francisco	02/11/16																							
at Santa Clara	02/13/16																							
at San Diego	02/18/16																							
San Diego	02/20/16																							
Portland	02/25/16																							
Gonzaga	02/27/16																							
Totals			0	24	2	7	.286	1	4	.250	0	0	.000	0	5	5	1.7	2	0	1	0	0	5	1.7

CAREER STATISTICS (ALL GAMES)

Year	GP	GS	Min	Avg	FG	FGA	Pct	3FG	FGA	Pct	FT	FTA	Pct	Off	Def	TR	Avg	PF	FO	A	TO	Blk	Stl	Pts	Avg
2012-13	28	0	208	7.4	19	60	.317	5	28	.179	10	15	.667	6	19	25	0.9	18	0	19	17	0	5	53	1.9
2015-16	4	0	26	6.5	2	8	.250	1	4	.250	0	0	.000	0	5	5	1.3	2	0	1	0	0	0	5	1.3
TOTAL	32	0	234	7.3	21	68	.309	6	32	.188	10	15	.667	6	24	30	0.9	20	0	20	17	0	5	58	1.8

CAREER STATISTICS (CONFERENCE GAMES)

Year	GP	GS	Min	Avg	FG	FGA	Pct	3FG	FGA	Pct	FT	FTA	Pct	Off	Def	TR	Avg	PF	FO	A	TO	Blk	Stl	Pts	Avg
2012-13	10	0	44	4.4	3	13	.231	0	5	.000	3	3	1.000	2	2	4	0.4	3	0	3	4	0	1	9	0.9
TOTAL	10	0	44	4.4	3	13	.231	0	5	.000	3	3	1.000	2	2	4	0.4	3	0	3	4	0	1	9	0.9

#25 • JORDAN CHATMAN
6-5 • 195 • FR • GUARD



VANCOUVER, WASHINGTON
UNION HS

2015-16 SEASON — PPG: 3.2 RPG: 1.0 APG: 0.8 SPG: 0.0 BPG: 0.2 FG%: .462 3FG%: .333 FT%: .333

2015-16 • Freshman

- Scored 8 points, hit two 3s and added 2 boards and 1 block at Long Beach State
- Had 5 points and 2 assists vs. Adams State

- Served a two-year mission for The Church of Jesus Christ of Latter-day Saints in Taipei, Taiwan
- Also recruited by Utah, Utah State, Washington State, Stanford, Portland and Boston College

In 2014-15 • Redshirt

- Sat out 2014-15 as a redshirt

Before BYU

- As a senior averaged 20.7 points, 6.3 rebounds, 2.7 assists and 1.9 steals while Union finished 21-8 overall, 10-1 in league play and took third in the 4A state tournament
- Named the Gatorade Washington Boys Basketball Player of the Year, MVP of the state tournament
- As a junior averaged 20 points per game
- Earned All-Greater St. Helens League honors
- As a junior, helped lead Union to the regional playoffs
- Ranked No. 2 in his class in the state of Washington
- Played for the Seattle Rotary during the AAU season

Personal

- Parents are Jeff and Leah Chatman
- Has three brothers and four sisters
- Father Jeff Chatman was an honorable mention All-American for the Cougars and is eighth all-time in scoring at BYU with 1,824 career points
- Completed his associates degree while in high school

2015-16 SEASON HIGHS

PTS	8 at LBSU – 11/16/15
1st H	6 at LBSU – 11/16/15
2nd H	3 vs. UVU – 11/13/15, vs. ASU – 11/20/15
REB	2 vs. UVU – 11/13/15, at LBSU – 11/16/15
AST	2 vs. ASU – 11/20/15
STL	–
BLK	1 at LBSU – 11/16/15
FGM	3 at LBSU – 11/16/15
FGA	6 at LBSU – 11/16/15
3PM	2 at LBSU – 11/16/15
3PA	5 at LBSU – 11/16/15
FTM	1 vs. UVU – 11/13/15
FTA	2 vs. UVU – 11/13/15

MISCELLANEOUS

	15-16	Career
Double-Figure Points	0 (0-0)	0 (0-0)
20-plus Points	0 (0-0)	0 (0-0)
Double-Figure Reb	0 (0-0)	0 (0-0)
Double-Doubles	0 (0-0)	0 (0-0)
3-plus Steals	0 (0-0)	0 (0-0)
3-plus Blocks	0 (0-0)	0 (0-0)
3-plus 3-point FG	0 (0-0)	0 (0-0)
Scoring Leader	0 (0-0)	0 (0-0)
Rebound Leader	0 (0-0)	0 (0-0)
Assist Leader	0 (0-0)	0 (0-0)

2015-16 GAME-BY-GAME

Opponent	Date	GS	Min	FG	FGA	Pct	3FG	FGA	Pct	FT	FTA	Pct	Off	Def	TR	Avg	PF	FO	A	TO	Blk	Stl	Pts	Avg	
Utah Valley	11/13/15		7	1	2	.500	0	1	.000	1	2	.500	1	1	2	2.0	1	0	1	1	0	0	3	3.0	
at Long Beach State	11/16/15		13	3	6	.500	2	5	.400	0	1	.000	0	2	2	2.0	2	0	0	1	1	0	8	5.5	
Adams State	11/20/15		11	2	3	.667	1	2	.500	0	0	.000	0	0	0	1.3	0	0	2	0	0	0	5	5.3	
Mississippi Valley State	11/25/15		9	0	1	.000	0	0	.000	0	0	.000	0	1	1	1.3	2	0	1	1	0	0	0	4.0	
Belmont	11/28/15		4	0	1	.000	0	1	.000	0	0	.000	0	0	0	1.0	1	0	0	1	0	0	0	3.2	
at Utah	12/02/15																								
vs. Weber State	12/05/15																								
Utah State	12/09/15																								
at Colorado	12/12/15																								
Central Michigan	12/18/15																								
vs. Harvard	12/22/15																								
vs. Auburn/New Mexico	12/23/15																								
vs. TBA	12/25/15																								
at Saint Mary's	12/31/15																								
at Pacific	01/02/16																								
Santa Clara	01/07/16																								
San Francisco	01/09/16																								
at Gonzaga	01/14/16																								
at Portland	01/16/16																								
at Loyola Marymount	01/21/16																								
at Pepperdine	01/23/16																								
Loyola Marymount	01/28/16																								
Pepperdine	01/30/16																								
Saint Mary's	02/04/16																								
Pacific	02/06/16																								
at San Francisco	02/11/16																								
at Santa Clara	02/13/16																								
at San Diego	02/18/16																								
San Diego	02/20/16																								
Portland	02/25/16																								
Gonzaga	02/27/16																								
Totals			0	44	6	13	.462	3	9	.333	1	3	.333	1	4	5	1.0	6	0	4	4	1	0	16	3.2

CAREER STATISTICS (ALL GAMES)

Year	GP	GS	Min	Avg	FG	FGA	Pct	3FG	FGA	Pct	FT	FTA	Pct	Off	Def	TR	Avg	PF	FO	A	TO	Blk	Stl	Pts	Avg
2015-16	5	0	44	8.8	6	13	.462	3	9	.333	1	3	.333	1	4	5	1.0	6	0	4	4	1	0	16	3.2
TOTAL	5	0	44	8.8	6	13	.462	3	9	.333	1	3	.333	1	4	5	1.0	6	0	4	4	1	0	16	3.2

CAREER STATISTICS (CONFERENCE GAMES)

Year	GP	GS	Min	Avg	FG	FGA	Pct	3FG	FGA	Pct	FT	FTA	Pct	Off	Def	TR	Avg	PF	FO	A	TO	Blk	Stl	Pts	Avg
2015-16																									
TOTAL																									

#31 • BRAIDEN SHAW
6-9 • 210 • FR • FORWARD



EAGLE, IDAHO
EAGLE HS

2015-16 SEASON — PPG: 2.5 RPG: 2.0 APG: 0.0 SPG: 0.3 BPG: 0.0 FG%: .500 3FG%: .000 FT%: .500

2015-16 • Freshman

- Totaled 2 points and 2 rebounds against Utah Valley
- Posted 3 points, 2 rebounds and 1 steal vs. Adams State

Before BYU

- Played for Tom Seifert at Eagle High School
- Named second-team 5A All-Southern Idaho by the Idaho Statesman as a senior
- Averaged 15 points, 11 rebounds, 4 assists and 2 blocks as a senior
- Named the top recruit in the state of Idaho in the class of 2013 by ESPN.com
- Named to the 5A All-State Second Team by the Idaho Statesman
- Earned All-Southern Idaho Conference and SIC All-Academic Team honors
- Averaged 14 points and 9 rebounds as a junior at Eagle High School
- Also recruited by Boise State, Utah State and Utah
- Played for Hoop Dreams Idaho travel team coached by Ed Boyce

Personal

- Served a mission for The Church of Jesus Christ of Latter-Day Saints in Sacramento
- Father Kelly Shaw played for BYU's junior varsity squad in the 1980s

2015-16 SEASON HIGHS

PTS	3 vs. ASU – 11/20/15
1st H	–
2nd H	3 vs. ASU – 11/20/15
REB	2 vs. UVU – 11/13/15, vs. ASU – 11/20/15
AST	–
STL	1 vs. ASU – 11/20/15
BLK	–
FGM	1 vs. ASU – 11/20/15
FGA	2 vs. ASU – 11/20/15
3PM	–
3PA	–
FTM	2 vs. UVU – 11/13/15
FTA	4 vs. UVU – 11/13/15

MISCELLANEOUS

	15-16	Career
Double-Figure Points	0 (0-0)	0 (0-0)
20-plus Points	0 (0-0)	0 (0-0)
Double-Figure Reb	0 (0-0)	0 (0-0)
Double-Doubles	0 (0-0)	0 (0-0)
3-plus Steals	0 (0-0)	0 (0-0)
3-plus Blocks	0 (0-0)	0 (0-0)
3-plus 3-point FG	0 (0-0)	0 (0-0)
Scoring Leader	0 (0-0)	0 (0-0)
Rebound Leader	0 (0-0)	0 (0-0)
Assist Leader	0 (0-0)	0 (0-0)

2015-16 GAME-BY-GAME

Opponent	Date	GS	Min	FG	FGA	Pct	3FG	FGA	Pct	FT	FTA	Pct	Off	Def	TR	Avg	PF	FO	A	TO	Blk	Stl	Pts	Avg	
Utah Valley	11/13/15		5	0	0	.000	0	0	.000	2	4	.500	0	2	2	2.0	0	0	0	0	0	0	2	2.0	
at Long Beach State	11/16/15																								
Adams State	11/20/15		5	1	2	.500	0	0	.000	1	2	.500	0	2	2	2.0	1	0	0	0	0	1	3	2.5	
Mississippi Valley State	11/25/15																								
Belmont	11/28/15																								
at Utah	12/02/15																								
vs. Weber State	12/05/15																								
Utah State	12/09/15																								
at Colorado	12/12/15																								
Central Michigan	12/18/15																								
vs. Harvard	12/22/15																								
vs. Auburn/New Mexico	12/23/15																								
vs. TBA	12/25/15																								
at Saint Mary's	12/31/15																								
at Pacific	01/02/16																								
Santa Clara	01/07/16																								
San Francisco	01/09/16																								
at Gonzaga	01/14/16																								
at Portland	01/16/16																								
at Loyola Marymount	01/21/16																								
at Pepperdine	01/23/16																								
Loyola Marymount	01/28/16																								
Pepperdine	01/30/16																								
Saint Mary's	02/04/16																								
Pacific	02/06/16																								
at San Francisco	02/11/16																								
at Santa Clara	02/13/16																								
at San Diego	02/18/16																								
San Diego	02/20/16																								
Portland	02/25/16																								
Gonzaga	02/27/16																								
Totals			0	10	1	2	.500	0	0	.000	3	6	.500	0	4	4	2.0	1	0	0	0	0	1	5	2.5

CAREER STATISTICS (ALL GAMES)

Year	GP	GS	Min	Avg	FG	FGA	Pct	3FG	FGA	Pct	FT	FTA	Pct	Off	Def	TR	Avg	PF	FO	A	TO	Blk	Stl	Pts	Avg
2015-16	2	0	10	5.0	1	2	.500	0	0	.000	3	6	.500	0	4	4	2.0	1	0	0	0	0	1	5	2.5
TOTAL	2	0	10	5.0	1	2	.500	0	0	.000	3	6	.500	0	4	4	2.0	1	0	0	0	0	1	5	2.5

CAREER STATISTICS (CONFERENCE GAMES)

Year	GP	GS	Min	Avg	FG	FGA	Pct	3FG	FGA	Pct	FT	FTA	Pct	Off	Def	TR	Avg	PF	FO	A	TO	Blk	Stl	Pts	Avg
2015-16																									
TOTAL																									

#33 • NATE AUSTIN
6-11 • 245 • SR • FORWARD



ALPINE, UTAH
LONE PEAK HS

2015-16 SEASON — PPG: 1.2 RPG: 5.0 APG: 1.0 SPG: 0.6 BPG: 0.2 FG%: .333 3FG%: .000 FT%: .000

2015-16 • Senior

- A team captain
- Totaled 4 points, 5 rebounds, 2 assists and 1 steal vs. Adams State
- Had 2 points, 7 boards and a block vs. MVSU

In 2014-15 • Medical Redshirt

- Started all 10 games played
- Posted season highs of 8 points (Arkansas-Little Rock), 11 rebounds (Arkansas-Little Rock), 3 assists (twice), 2 steals (Arkansas-Little Rock) and 2 blocks (Long Beach State)
- Had 6 points, 9 rebounds, 3 assist and 2 blocks vs. Long Beach State
- Totaled 8 points, 11 rebounds and 2 steals vs. Arkansas-Little Rock
- Posted 5 points, 9 rebounds, 1 assist and 1 steal at Utah State
- Suffered a season-ending hamstring injury vs. Utah on Dec. 10, 2014
- Led the team in rebounds 3 times

In 2013-14 • Junior

- Ranked 53rd in the nation in total rebounds and 97th in rebounds per game
- Ranked 4th in the WCC in rebounding, 4th in offensive rebounds, 4th in defensive rebounds and 9th in blocks
- In the BYU record book, totaled the 3rd most offensive rebounds in a season, 2nd most personal fouls in a season and 5th most games started in a season
- Posted season highs of 12 points (at Stanford), 16 rebounds (San Francisco), 4 assists (Prairie View A&M), 4 steals (Prairie View A&M), 3 blocks (North Texas), 5 field goals made (at Stanford) and 5 free throws made (at Portland)

In 2012-13 • Sophomore

- Was 17th in the WCC in rebounding, 13th in blocked shots, 9th in offensive rebounds
- Played in all 36 games and started 7, including the last 5-straight
- Posted season highs of 9 points (at Gonzaga, vs. Baylor), 11 rebounds (vs. Baylor), 4 assists (vs. Eastern New Mexico), 3 steals (at Iowa State) and 3 blocks (twice)

In 2011-12 • Freshman

- Played in every game this season and started 1 game
- Posted season highs of 15 points, 10 rebounds, 3 assists and 2 blocks
- Tied for 10th in the WCC in offensive rebounds in league games

Before BYU

- Helped Lone Peak to a 22-3 record as a senior
- Earned first-team all-state honors as a senior
- Averaged 11.5 points while helping the Knights to a trip to the state title game in 2009
- Helped Lone Peak win the 2008 state title
- Played with fellow Cougars Tyler Haws and Josh Sharp at Lone Peak
- Coached by Quincy Lewis
- Played for Salt Lake Metro club team directed by Dave Hammer and coached by Marty Haws

Personal

- Parents are Randy and Leslie Austin
- Served a mission for The Church of Jesus Christ of Latter-day Saints in McAllen, Texas

2015-16 SEASON HIGHS

PTS	4 vs. ASU – 11/20/15
1st H	–
2nd H	4 vs. ASU – 11/20/15
REB	7 vs. MVSU – 11/25/15
AST	2 vs. UVU – 11/13/15, vs. ASU – 11/20/15
STL	1 vs. ASU – 11/20/15
BLK	1 vs. MVSU – 11/25/15
FGM	2 vs. ASU – 11/20/15
FGA	3 vs. MVSU – 11/25/15
3PM	–
3PA	–
FTM	–
FTA	2 at LBSU – 11/16/15

CAREER

PTS	15 vs. Weber State – 12/07/11
1st H	9, twice, last vs. Baylor – 4/2/13
2nd H	13 vs. Weber State – 12/7/11
REB	16 vs. San Francisco – 2/08/14
AST	4, twice, last vs. PVAMU – 12/11/13
STL	4 vs. Prairie View A&M – 12/11/13
BLK	3, 3 times, last vs. North Texas – 12/3/13
FGM	7 vs. Weber State – 12/07/11
FGA	8 vs. Weber State – 12/07/11
3PM	1, 13 times, last vs. LBSU – 11/14/14
3PA	2, 15 times, last at Utah State – 12/2/14
FTM	5, 3 times, last at San Diego – 3/1/14
FTA	6, 3 times, last vs. Saint Mary's – 2/1/14

MISCELLANEOUS

	15-16	Career
Double-Figure Points	0 (0-0)	4 (4-0)
20-plus Points	0 (0-0)	0 (0-0)
Double-Figure Reb	0 (0-0)	13 (7-6)
Double-Doubles	0 (0-0)	1 (1-0)
3-plus Steals	0 (0-0)	2 (1-1)
3-plus Blocks	0 (0-0)	3 (2-1)
3-plus 3-point FG	0 (0-0)	0 (0-0)
Scoring Leader	0 (0-0)	0 (0-0)
Rebound Leader	0 (0-0)	27 (19-8)
Assist Leader	0 (0-0)	1 (1-0)

2015-16 GAME-BY-GAME

Opponent	Date	GS	Min	FG	FGA	Pct	3FG	FGA	Pct	FT	FTA	Pct	Off	Def	TR	Avg	PF	FO	A	TO	Blk	Stl	Pts	Avg	
Utah Valley	11/13/15		17	0	1	.000	0	0	.000	0	0	.000	2	4	6	6.0	4	0	2	0	0	0	0	0.0	
at Long Beach State	11/16/15		8	0	0	.000	0	0	.000	0	2	.000	0	2	2	4.0	2	0	1	0	0	1	0	0.0	
Adams State	11/20/15		14	2	2	1.000	0	0	.000	0	0	.000	2	3	5	4.3	4	0	2	0	0	1	4	1.3	
Mississippi Valley State	11/25/15		19	1	3	.333	0	0	.000	0	0	.000	2	5	7	5.0	1	0	0	0	1	0	2	1.5	
Belmont	11/28/15		22	0	3	.000	0	0	.000	0	0	.000	2	3	5	5.0	3	0	0	1	0	1	0	1.2	
at Utah	12/02/15																								
vs. Weber State	12/05/15																								
Utah State	12/09/15																								
at Colorado	12/12/15																								
Central Michigan	12/18/15																								
vs. Harvard	12/22/15																								
vs. Auburn/New Mexico	12/23/15																								
vs. TBA	12/25/15																								
at Saint Mary's	12/31/15																								
at Pacific	01/02/16																								
Santa Clara	01/07/16																								
San Francisco	01/09/16																								
at Gonzaga	01/14/16																								
at Portland	01/16/16																								
at Loyola Marymount	01/21/16																								
at Pepperdine	01/23/16																								
Loyola Marymount	01/28/16																								
Pepperdine	01/30/16																								
Saint Mary's	02/04/16																								
Pacific	02/06/16																								
at San Francisco	02/11/16																								
at Santa Clara	02/13/16																								
at San Diego	02/18/16																								
San Diego	02/20/16																								
Portland	02/25/16																								
Gonzaga	02/27/16																								
Totals			0	80	3	9	.333	0	0	.000	0	2	.000	8	17	25	5.0	14	0	5	1	1	3	6	1.2

CAREER STATISTICS (ALL GAMES)

Year	GP	GS	Min	Avg	FG	FGA	Pct	3FG	FGA	Pct	FT	FTA	Pct	Off	Def	TR	Avg	PF	FO	A	TO	Blk	Stl	Pts	Avg
2011-12	35	1	450	12.9	58	107	.542	7	23	.304	20	39	.513	53	79	132	3.8	95	6	19	20	15	9	143	4.1
2012-13	36	7	631	17.5	52	109	.477	3	15	.200	24	41	.585	77	88	165	4.6	92	5	20	21	23	21	131	3.6
2013-14	35	35	934	26.7	48	88	.545	2	4	.500	34	52	.654	90	188	278	7.9	119	6	32	38	31	26	132	3.8
2014-15	10	10	197	19.7	9	18	.500	1	5	.200	11	14	.786	15	41	56	5.6	22	2	9	3	2	7	30	3.0
2015-16	5	0	80	16.0	3	9	.333	0	0	.000	0	2	.000	8	17	25	5.0	14	0	5	1	1	3	6	1.2
TOTAL	121	53	2292	18.9	170	331	.514	13	47	.277	89	148	.601	243	413	656	5.4	342	19	85	83	72	66	442	3.7

CAREER STATISTICS (CONFERENCE GAMES)

Year	GP	GS	Min	Avg	FG	FGA	Pct	3FG	FGA	Pct	FT	FTA	Pct	Off	Def	TR	Avg	PF	FO	A	TO	Blk	Stl	Pts	Avg
2011-12	16	1	230	14.4	28	52	.538	2	10	.200	12	22	.545	33	36	69	4.3	48	4	9	8	5	5	70	4.4
2012-13	16	0	281	17.6	20	39	.513	1	8	.125	7	15	.467	29	39	68	4.3	41	2	8	9	10	9	48	3.0
2013-14	18	18	505	28.1	24	42	.571	0	0	.000	21	32	.656	50	94	144	8.0	59	3	13	21	15	9	69	3.8
TOTAL	50	19	1016	20.3	72	133	.541	3	18	.167	40	69	.580	112	169	281	5.6	148	9	30	38	30	23	187	3.7

#34 • JAKOB HARTSOCK
6-8 • 205 • FR • FORWARD



BARTLESVILLE, OKLAHOMA
BARTLESVILLE HS

2015-16 SEASON — PPG: 0.7 RPG: 1.7 APG: 0.3 SPG: 0.0 BPG: 0.0 FG%: .143 3FG%: .000 FT%: .000

2015-16 • Freshman

- Scored 2 points and added 4 rebounds against UVU

- Sister-in-law Kendalyn (Noah's wife) was a libero for the BYU women's volleyball team and led the team in digs in 2010 and 2011
- Also recruited by Missouri State, Utah and Utah State

Before BYU

- Played for Tim Bart at Bartlesville High School
- Averaged 18.6 points as a senior while leading Bartlesville High School to a 16-7 record and the Class 6A area playoffs
- Selected to the Oklahoma Coaches Association All-State Large East Boys Basketball Team
- Ranked the third best player in the class of 2013 in the state of Oklahoma and No. 56 among power forwards nationally by ESPN.com
- As a junior averaged 20 points, 7 rebounds and 2 blocks per game while shooting .496 from the field, .366 from three and .780 from the free throw line
- Named third-team all-state by Tulsa World
- Led Bartlesville to a record of 22-4 and a trip to the 6A state tournament

Personal

- Parents are David and Leslie Hartssock
- Served a mission for The Church of Jesus Christ of Latter-day Saints in Las Vegas
- Has five brothers and one sister
- Brother Noah was an All-WCC forward for the Cougars
- Brother Nate played two seasons at Oklahoma Wesleyan University and brother Jeremiah played at the University of Missouri-Kansas City
- Sister-in-law Lindsay Hartssock (Ben's wife) was a middle blocker for the BYU women's volleyball team and was the MWC Player of the Year in 2006

2015-16 SEASON HIGHS

PTS	2 vs. UVU – 11/13/15
1st H	–
2nd H	2 vs. UVU – 11/13/15
REB	4 vs. UVU – 11/13/15
AST	1 vs. ASU – 11/20/15
STL	–
BLK	–
FGM	1 vs. UVU – 11/13/15
FGA	4 vs. UVU – 11/13/15
3PM	–
3PA	2 vs. UVU – 11/13/15
FTM	–
FTA	–

MISCELLANEOUS

	15-16	Career
Double-Figure Points	0 (0-0)	0 (0-0)
20-plus Points	0 (0-0)	0 (0-0)
Double-Figure Reb	0 (0-0)	0 (0-0)
Double-Doubles	0 (0-0)	0 (0-0)
3-plus Steals	0 (0-0)	0 (0-0)
3-plus Blocks	0 (0-0)	0 (0-0)
3-plus 3-point FG	0 (0-0)	0 (0-0)
Scoring Leader	0 (0-0)	0 (0-0)
Rebound Leader	0 (0-0)	0 (0-0)
Assist Leader	0 (0-0)	0 (0-0)

2015-16 GAME-BY-GAME

Opponent	Date	GS	Min	FG	FGA	Pct	3FG	FGA	Pct	FT	FTA	Pct	Off	Def	TR	Avg	PF	FO	A	TO	Blk	Stl	Pts	Avg
Utah Valley	11/13/15		15	1	4	.250	0	2	.000	0	0	.000	0	3	4	4.0	4	0	0	1	0	0	2	2.0
at Long Beach State	11/16/15		1	0	0	.000	0	0	.000	0	0	.000	0	0	0	0.0	0	0	0	0	0	0	0	0.0
Adams State	11/20/15		7	0	3	.000	0	1	.000	0	0	.000	0	1	1	1.7	1	0	1	0	0	0	0	0.7
Mississippi Valley State	11/25/15																							
Belmont	11/28/15																							
at Utah	12/02/15																							
vs. Weber State	12/05/15																							
Utah State	12/09/15																							
at Colorado	12/12/15																							
Central Michigan	12/18/15																							
vs. Harvard	12/22/15																							
vs. Auburn/New Mexico	12/23/15																							
vs. TBA	12/25/15																							
at Saint Mary's	12/31/15																							
at Pacific	01/02/16																							
Santa Clara	01/07/16																							
San Francisco	01/09/16																							
at Gonzaga	01/14/16																							
at Portland	01/16/16																							
at Loyola Marymount	01/21/16																							
at Pepperdine	01/23/16																							
Loyola Marymount	01/28/16																							
Pepperdine	01/30/16																							
Saint Mary's	02/04/16																							
Pacific	02/06/16																							
at San Francisco	02/11/16																							
at Santa Clara	02/13/16																							
at San Diego	02/18/16																							
San Diego	02/20/16																							
Portland	02/25/16																							
Gonzaga	02/27/16																							
Totals			0	23	1	7	.143	0	3	.000	0	0	.000	1	4	5	1.7	5	0	1	1	0	2	0.7

CAREER STATISTICS (ALL GAMES)

Year	GP	GS	Min	Avg	FG	FGA	Pct	3FG	FGA	Pct	FT	FTA	Pct	Off	Def	TR	Avg	PF	FO	A	TO	Blk	Stl	Pts	Avg
2015-16	3	0	23	7.7	1	7	.143	0	3	.000	0	0	.000	1	4	5	1.7	5	0	1	1	0	0	2	0.7
TOTAL	3	0	23	7.7	1	7	.143	0	3	.000	0	0	.000	1	4	5	1.7	5	0	1	1	0	0	2	0.7

CAREER STATISTICS (CONFERENCE GAMES)

Year	GP	GS	Min	Avg	FG	FGA	Pct	3FG	FGA	Pct	FT	FTA	Pct	Off	Def	TR	Avg	PF	FO	A	TO	Blk	Stl	Pts	Avg
2015-16																									
TOTAL																									

#40 • JAMAL AYTES
6-6 • 235 • SO • FORWARD



SAN DIEGO, CALIFORNIA
UNLV

2015-16 SEASON — PPG: 6.5 RPG: 1.5 APG: 0.3 SPG: 0.0 BPG: 0.0 FG%: .733 3FG%: .000 FT%: .444

2015-16 • Sophomore

- Made BYU debut at Long Beach State and shot 4 of 5 from the field for 8 points and added 4 rebounds
- Totaled 11 points on 5 of 7 shooting and added 1 assist vs. Adams State

- Son of Franklin and Jacqueline Aytes
- Has six siblings: Franklin, Candace, Bianca, Rashaun, Malik and Jazzele

In 2013-14 • Freshman/Transfer

- Played the fall semester at UNLV
- Transferred to BYU in January 2014 and sat out the rest of the season due to NCAA transfer rules

In 2014-15 • Redshirt

- Missed the season due to an ankle injury

Before BYU

- Played for Joedy Gardner at JSerra Catholic High School in San Juan Capistrano, Calif.
- As a senior, averaged 17 points and 10 rebounds
- Named to the All-CIF Southern Division 4AA Team
- Ranked No. 66 nationally among power forwards by ESPN.com in the class of 2013
- Played AAU ball for the Dream Vision, coached by Clayton Williams
- Named MVP at the adidas Exclusive Run
- Played for UNLV in the fall of 2013 and averaged 2.8 points in 9.3 minutes

Personal

2015-16 SEASON HIGHS

PTS	11 vs. ASU – 11/20/15
1st H	2, twice, vs. MVSU – 11/25/15
2nd H	9 vs. ASU – 11/20/15
REB	4 at LBSU – 11/16/15
AST	1 vs. ASU – 11/20/15
STL	–
BLK	–
FGM	5 vs. ASU – 11/20/15
FGA	7 vs. ASU – 11/20/15
3PM	–
3PA	–
FTM	3 vs. MVSU – 11/25/15
FTA	4 vs. MVSU – 11/25/15

MISCELLANEOUS

	15-16	Career
Double-Figure Points	1 (1-0)	1 (1-0)
20-plus Points	0 (0-0)	0 (0-0)
Double-Figure Reb	0 (0-0)	0 (0-0)
Double-Doubles	0 (0-0)	0 (0-0)
3-plus Steals	0 (0-0)	0 (0-0)
3-plus Blocks	0 (0-0)	0 (0-0)
3-plus 3-point FG	0 (0-0)	0 (0-0)
Scoring Leader	0 (0-0)	0 (0-0)
Rebound Leader	0 (0-0)	0 (0-0)
Assist Leader	0 (0-0)	0 (0-0)

2015-16 GAME-BY-GAME

Opponent	Date	GS	Min	FG	FGA	Pct	3FG	FGA	Pct	FT	FTA	Pct	Off	Def	TR	Avg	PF	FO	A	TO	Blk	Stl	Pts	Avg
Utah Valley	11/13/15																							
DNP																								
at Long Beach State	11/16/15		14	4	5	.800	0	0	.000	0	2	.000	2	2	4	4.0	3	0	0	2	0	0	8	8.0
Adams State	11/20/15		18	5	7	.714	0	0	.000	1	3	.333	0	0	0	2.0	2	0	1	1	0	0	11	9.5
Mississippi Valley State	11/25/15		11	1	2	.500	0	0	.000	3	4	.750	0	1	1	1.7	3	0	0	0	0	0	5	8.0
Belmont	11/28/15		12	1	1	1.000	0	0	.000	0	0	.000	0	1	1	1.5	3	0	0	2	0	0	2	6.5
at Utah	12/02/15																							
vs. Weber State	12/05/15																							
Utah State	12/09/15																							
at Colorado	12/12/15																							
Central Michigan	12/18/15																							
vs. Harvard	12/22/15																							
vs. Auburn/New Mexico	12/23/15																							
vs. TBA	12/25/15																							
at Saint Mary's	12/31/15																							
at Pacific	01/02/16																							
Santa Clara	01/07/16																							
San Francisco	01/09/16																							
at Gonzaga	01/14/16																							
at Portland	01/16/16																							
at Loyola Marymount	01/21/16																							
at Pepperdine	01/23/16																							
Loyola Marymount	01/28/16																							
Pepperdine	01/30/16																							
Saint Mary's	02/04/16																							
Pacific	02/06/16																							
at San Francisco	02/11/16																							
at Santa Clara	02/13/16																							
at San Diego	02/18/16																							
San Diego	02/20/16																							
Portland	02/25/16																							
Gonzaga	02/27/16																							
Totals			0	55	11	15	.733	0	0	.000	4	9	.444	2	4	6	1.5	11	0	1	5	0	26	6.5

CAREER STATISTICS (ALL GAMES)

Year	GP	GS	Min	Avg	FG	FGA	Pct	3FG	FGA	Pct	FT	FTA	Pct	Off	Def	TR	Avg	PF	FO	A	TO	Blk	Stl	Pts	Avg
2015-16	4	0	55	13.8	11	15	.733	0	0	.000	4	9	.444	2	4	6	1.5	11	0	1	5	0	0	26	6.5
TOTAL	4	0	55	13.8	11	15	.733	0	0	.000	4	9	.444	2	4	6	1.5	11	0	1	5	0	0	26	6.5

CAREER STATISTICS (CONFERENCE GAMES)

Year	GP	GS	Min	Avg	FG	FGA	Pct	3FG	FGA	Pct	FT	FTA	Pct	Off	Def	TR	Avg	PF	FO	A	TO	Blk	Stl	Pts	Avg
2015-16																									
TOTAL																									

#44 • CORBIN KAUFUSI
6-10 • 255 • SO • CENTER



PROVO, UTAH
TIMPVIEW HS

2015-16 SEASON — PPG: 10.6 RPG: 7.0 APG: 0.4 SPG: 0.0 BPG: 2.2 FG%: .697 3FG%: .000 FT%: .438

2015-16 • Sophomore

- Posted career highs of 17 points and 10 rebounds and added 3 blocks at Long Beach State
- Had 14 points, 7 rebounds, 1 assist and 4 blocks vs. Adams State
- Totaled 12 points, 4 rebounds, 1 assist and 4 blocks vs. MVSU

- Second-team all-state in football in 2011
- A member of the National Honors Society and a four-year academic honoree
- Also recruited by Stanford to play football

In 2014-15 • Freshman

- Played in 34 games and started the final 13 of the season
- Posted season highs of 9 points (Portland), 9 rebounds (Gonzaga), 1 assist (3 times), 2 steals (3 times) and 4 blocks (Saint Mary's)
- Had the 3rd-most blocks by a BYU freshman with 34 and the fifth-best blocks per game average by a BYU freshman at 1.0
- Totaled 8 points, 6 rebounds and 2 blocks vs. Chaminade
- Posted 7 points, 6 rebounds, 3 blocks and 2 steals at Gonzaga
- Had 7 points, 7 boards, 1 assist, 2 blocks and 2 steals vs. Santa Clara in the WCC tournament
- Scored a career-best 9 points and added 6 rebounds vs. Portland in the WCC tournament
- Had 3-plus blocks 3 times and led the team in rebounds once

Personal

- Parents are Steve (an assistant coach on the BYU football team) and Michelle and has four siblings
- Brother Bronson plays football at BYU and played basketball for the Cougars in 2012-13
- Served a two-year mission for The Church of Jesus Christ of Latter-day Saints in South Korea
- An Eagle Scout

Before BYU

- Coached by Perry Wildeboer at Timpview High School
- As a junior averaged 11.6 points while helping Timpview to a record of 19-6
- As a sophomore helped Timpview win the 4A state title and finish with a record of 19-7
- Played in the 2011 All-Valley Basketball All-Star Classic
- Played football and helped Timpview win state titles in 2008 and 2009

2015-16 SEASON HIGHS

PTS	17 at LBSU – 11/16/15
1st H	9, twice, last vs. MVSU – 11/25/15
2nd H	8 at LBSU – 11/16/15
REB	10 at LBSU – 11/16/15
AST	1, twice, last vs. MVSU – 11/25/15
STL	–
BLK	4, twice, last vs. MVSU – 11/25/15
FGM	7 at LBSU – 11/16/15, vs. ASU – 11/20/15
FGA	10 at LBSU – 11/16/15
3PM	–
3PA	–
FTM	3 at LBSU – 11/16/15
FTA	6 vs. MVSU – 11/25/15

CAREER

PTS	17 at LBSU – 11/16/15
1st H	9, twice, last vs. MVSU – 11/25/15
2nd H	8 vs. Chaminade – 11/25/14, at LBSU – 11/16/15
REB	10 at LBSU – 11/16/15
AST	1, 4 times, last vs. ASU – 11/20/15
STL	2, 3 times, last vs. Santa Clara – 3/9/15
BLK	4, 3 times, last vs. MVSU – 11/25/15
FGM	7 at LBSU – 11/16/15, vs. ASU – 11/20/15
FGA	10 at LBSU – 11/16/15
3PM	–
3PA	–
FTM	5, twice, last vs. Santa Clara – 3/9/15
FTA	9 vs. SVU – 11/19/14

MISCELLANEOUS

	15-16	Career
Double-Figure Points	3 (2-1)	3 (2-1)
20-plus Points	0 (0-0)	0 (0-0)
Double-Figure Reb	1 (0-1)	1 (0-1)
Double-Doubles	1 (0-1)	1 (0-1)
3-plus Steals	0 (0-0)	0 (0-0)
3-plus Blocks	3 (2-1)	6 (5-1)
3-plus 3-point FG	0 (0-0)	0 (0-0)
Scoring Leader	1 (0-1)	1 (0-1)
Rebound Leader	0 (0-0)	1 (0-1)
Assist Leader	0 (0-0)	0 (0-0)

2015-16 GAME-BY-GAME

Opponent	Date	GS	Min	FG	FGA	Pct	3FG	FGA	Pct	FT	FTA	Pct	Off	Def	TR	Avg	PF	FO	A	TO	Blk	Stl	Pts	Avg	
Utah Valley	11/13/15	*	17	2	4	.500	0	0	.000	2	2	1.000	5	3	8	8.0	5	1	0	4	0	0	6	6.0	
at Long Beach State	11/16/15	*	33	7	10	.700	0	0	.000	3	4	.750	4	6	10	9.0	2	0	0	2	3	0	17	11.5	
Adams State	11/20/15	*	13	7	9	.778	0	0	.000	0	2	.000	3	4	7	8.3	1	0	1	1	4	0	14	12.3	
Mississippi Valley State	11/25/15	*	26	5	7	.714	0	0	.000	2	6	.333	2	2	4	7.3	1	0	1	3	4	0	12	12.3	
Belmont	11/28/15	*	11	2	3	.667	0	0	.000	0	2	.000	3	3	6	7.0	3	0	0	1	0	0	4	10.6	
at Utah	12/02/15																								
vs. Weber State	12/05/15																								
Utah State	12/09/15																								
at Colorado	12/12/15																								
Central Michigan	12/18/15																								
vs. Harvard	12/22/15																								
vs. Auburn/New Mexico	12/23/15																								
vs. TBA	12/25/15																								
at Saint Mary's	12/31/15																								
at Pacific	01/02/16																								
Santa Clara	01/07/16																								
San Francisco	01/09/16																								
at Gonzaga	01/14/16																								
at Portland	01/16/16																								
at Loyola Marymount	01/21/16																								
at Pepperdine	01/23/16																								
Loyola Marymount	01/28/16																								
Pepperdine	01/30/16																								
Saint Mary's	02/04/16																								
Pacific	02/06/16																								
at San Francisco	02/11/16																								
at Santa Clara	02/13/16																								
at San Diego	02/18/16																								
San Diego	02/20/16																								
Portland	02/25/16																								
Gonzaga	02/27/16																								
Totals			5	100	23	33	.697	0	0	.000	7	16	.438	17	18	35	7.0	12	1	2	11	11	0	53	10.6

CAREER STATISTICS (ALL GAMES)

Year	GP	GS	Min	Avg	FG	FGA	Pct	3FG	FGA	Pct	FT	FTA	Pct	Off	Def	TR	Avg	PF	FO	A	TO	Blk	Stl	Pts	Avg
2014-15	34	13	560	16.5	36	64	.563	0	0	.000	43	70	.614	57	76	133	3.9	117	5	3	34	34	11	115	3.4
2015-16	5	5	100	20.0	23	33	.697	0	0	.000	7	16	.438	17	18	35	7.0	12	1	2	11	11	0	53	10.6
TOTAL	39	18	660	16.9	59	97	.608	0	0	.000	50	86	.581	74	94	168	4.3	129	6	5	45	45	11	168	4.3

CAREER STATISTICS (CONFERENCE GAMES)

Year	GP	GS	Min	Avg	FG	FGA	Pct	3FG	FGA	Pct	FT	FTA	Pct	Off	Def	TR	Avg	PF	FO	A	TO	Blk	Stl	Pts	Avg
2014-15	18	9	319	17.7	18	32	.563	0	0	.000	16	28	.571	29	41	70	3.9	69	4	1	12	24	4	52	2.9
TOTAL	18	9	319	17.7	18	32	.563	0	0	.000	16	28	.571	29	41	70	3.9	69	4	1	12	24	4	52	2.9

5 players scored in double figures

11/20/15 vs. Adams State, Emery 20, Kaufusi 14, Collinsworth 12, Aytes 11, Davis 10

6 players scored in double figures

1/19/14 vs. SVU, Toolson 15, Neilson 13, Haws 13, Fischer 10, Winder 10, Nixon 10

No players scored in double figures

2/21/05 at Air Force, 39-70 L

One player recorded a double-double

11/28/15 vs. Belmont
Kyle Davis, 11 points, 14 rebounds
Kyle Collinsworth, 26 points, 10 rebounds, 10 assists

Two players recorded a double-double

11/28/15 vs. Belmont
Kyle Davis, 11 points, 14 rebounds
Kyle Collinsworth, 26 points, 10 rebounds, 10 assists

One player recorded a triple-double

11/28/15 vs. Belmont
Kyle Collinsworth, 26 points, 10 rebounds, 10 assists

Two double-digit rebounders

11/28/15 vs. Belmont
Davis (14) and Collinsworth (10)

Six players had 5 or more rebounds

1/1/11 vs. Fresno Pacific, C. Collinsworth-8, Rogers-5, Emery-5, Hartsock-5, Abouo-5, Davies-5

Five players had 6 or more rebounds

11/20/10 vs. Chicago State, Abouo-8, K. Collinsworth-7, Rogers-7, Anderson-6, C. Collinsworth-6, Davies-6

Four players had 9 or more rebounds

12/30/06 vs. Seton Hall, Cummard-12, Plaisted-9, Young-9, Ainge-9

Two players fouled out

2/28/15 at Gonzaga
Luke Worthington, Kyle Collinsworth

Three or more players fouled out

1/3/09 vs. Wake Forest
Chris Miles, Gavin MacGregor, Charles Abouo

A BYU player received a technical foul

1/3/15 at San Francisco, Anson Winder

An opponent player received a technical foul

2/14/15 vs. Pacific, Jacob Lampkin

BYU coach received a technical foul

3/10/15 vs. Gonzaga, Dave Rose

An opponent coach received a technical foul

1/29/15 vs. San Francisco, Rex Walters

A BYU player ejected from a game

12/14/13 at Utah, Eric Mika (flagrant 2 foul)

An opponent player ejected from a game

2/1/14 vs. Saint Mary's, Garrett Jackson (flagrant 2 foul)

A coach ejected from the game

11/30/05 vs. Lamar (at Delta Center)
Lamar coach Billy Tubbs (2 technical fouls)

AT LEAST two players scored 20+ points

11/28/15 vs. Belmont, Emery 27, Collinsworth 26

Three players scored 20+ points

12/29/14 vs. Portland, Haws 24, Winder 22, Collinsworth 21

Four players scored 20+ points

1/13/79 vs. New Mexico, D. Ainge-27, Scott Runia-25, Devin Durrant-20, Alan Taylor-20

Two players scored 25+ points

11/28/15 vs. Belmont, Emery 27, Collinsworth 26

A player scored 30+ points

3/9/15 vs. Santa Clara, Tyler Haws 30

A player scored 40+ points

1/23/14 at Portland, Tyler Haws 48

A player attempted 20 or more field goals

3/10/15 vs. Gonzaga, Kyle Collinsworth 22

A player had 5 or more steals

2/26/15 at Portland, Anson Winder 5

A player had double-digit assists

11/28/15 vs. Belmont, Kyle Collinsworth 10

A player made double-digit free throws

3/7/15 vs. Santa Clara, Tyler Haws (11-12)

A player shot 100% at the free throw line (min. 8 atts)

2/17/15 vs. San Diego, Tyler Haws (10-10)

A player shot 100% from the floor (min. 5 atts)

1/7/12 vs. San Francisco, Brock Zylstra (8-8)

A player shot 100% on threes (min. 3 atts)

12/11/13 vs. Prairie View A&M, Anson Winder (3-3)

Did not make a three

3/8/14 vs. Loyola Marymount (0-12)

Last time opponent did not make a three

2/2/08 at Wyoming (0-15)

BYU had six or fewer turnovers

12/2/14 at Utah State, 6

BYU committed 25-plus turnovers

12/15/07 vs. Pepperdine, 86-67 W (29)

BYU committed 11 or less team fouls in a game

1/21/12 at Pepperdine, 11

BYU scored 90 points

11/28/15 vs. Belmont, 95

BYU scored 100 points

11/25/14 vs. Chaminade, 121

BYU scored 110 points

11/25/14 vs. Chaminade, 121

BYU scored less than 50 points in a game

1/15/08 at UNLV 41-70 L

Held opponent to less than 50 points in a game

11/19/14 vs. SVU 101-48 W

BYU scored less than 40 points in a game

2/21/05 at Air Force 39-70 L

Held opponent to less than 40 points in a game

11/23/10 vs. Mississippi Valley State 83-36 W

Shot 60% from the field

1/3/15 at San Francisco (.600) 33-55

Opponent shot 60% from the field

12/22/05 at Utah State (.600) 36-60

Shot 70% from the field in a half

1/3/15 at San Francisco (.741) 20-27

Did not miss a 2-point FG attempt in a half

2/23/04 vs. Air Force, 13-13 inside the arc, (14-17, .824 overall)

Shot less than 30% from the field

2/21/05 at Air Force, (.280), 14-50

Shot 100% from the free throw line

11/26/11 vs. Wisconsin (11-11)

Shot 90% from the free throw line (at least 10 attempts)

3/19/13 vs. Washington, (.913), 21-23

Shot less than 50% from the free throw line

11/16/15 at Long Beach State, (.381), 8-21

Shot 60% on 3-pointers

12/13/14 at Weber State (.632), 12-19

Shot 70% on 3-pointers

12/11/13 vs. Prairie View A&M (.714), 10-14

Opponent scored less than 20 points in the 1st half

12/10/11 at Utah, 17 (25-17, 61-42 W)

Opponent scored less than 20 points in the 2nd half

1/10/13 vs. Pepperdine, 16 (46-16, 76-51 W)

BYU scored less than 20 points in the 1st half

2/21/05 at Air Force, 13 (BYU trailed 13-37)

BYU scored less than 20 points in the 2nd half

1/15/00 vs. Utah, 19

Opponent scored 50 or more points in a half

2/5/15 at Pepperdine, 55 (2nd half)

BYU scored 50 or more points in the first half

1/3/15 at San Francisco, 57

BYU scored 50 or more points in the second half

11/28/15 vs. Belmont 55

BYU scored 60 or more points in the first half

11/25/14 vs. Chaminade, 66

BYU scored 60 or more points in the second half

12/2/14 at Utah State, 60

Won by 60 or more points (largest margin ever)

12/22/06 vs. W. Oregon (62) 102-40

Won by 50 or more points

11/19/14 vs. SVU (53) 101-48

Won by 40 or more points

11/20/15 vs. Adams State (41) 97-56

Won by 30 or more points

11/20/15 vs. Adams State (41) 97-56

Won by 25 or more points

11/20/15 vs. Adams State (41) 97-56

Lost by 35-plus points

11/22/04 vs. North Carolina (36) 86-50

Lost by 30-plus points

2/21/05 at Air Force (31) 39-70

Lost by 25-plus points

1/15/08 at UNLV (29) 70-41

Played an overtime game

12/23/14 vs. UMass, 77-71 W (OT)

Won in single overtime

12/23/14 vs. UMass, 77-71 W (OT)

Lost in overtime

11/26/14 vs. Purdue, 85-87 L (OT)

Played a double OT game

11/24/14 vs. San Diego State, 87-92 L (2OT)

Played a triple OT game

1/23/14 at Portland, 114-110 L (3OT)

Won 15-straight games

2009-10 (15)

Won 10-straight games

2010-11 (10)

Lost 3-straight games

2013-14 @ Oregon, @ LMU, @ Pepperdine

Lost 4-straight games

2013-14 @ Utah, @ Oregon, @ LMU, @ Pepperdine

Lost 5-straight games

2004-05 @ UNM, @ AFA, @ Utah, UNLV, vs. UNM (at MWC)

Lost 9-straight games

1997-98

Lost 10-straight games

1996-97 (21) - school record

Played an NCAA tournament game

3/20/14 vs. Oregon-NCAA 2nd Round, 68-87

Won an NCAA Tournament game

3/13/12 vs. Iona-NCAA 1st Round, 78-72

Won two NCAA Tournament games

1980-81 Princeton 60-51, UCLA 78-55, Notre Dame 51-50, then lost to Virginia 60-74
2010-11 Wofford 74-66, Gonzaga 89-67

Won three NCAA Tournament games

1980-81 Princeton 60-51, UCLA 78-55, Notre Dame 51-50, then lost to Virginia 60-74

Played in the NIT

4/2/13 vs. Baylor, 76-70 L

Won an NIT game

3/27/13 at Southern Miss 79-62 W

Won two NIT games

2012-13 Washington, 90-79, Mercer 90-79, Southern Miss 79-62

Won three NIT games

2012-13 Advanced to NIT semifinals
1965-66 NIT CHAMPIONS
1950-51 NIT CHAMPIONS

Won a conference tournament

2000-01

Won a regular season conference title

2010-11

Won a conference regular season outright

2007-08

Defeated a ranked team

2/28/15 at Gonzaga (3/2), 73-70

Defeated a ranked team at home

2/20/14 vs. Gonzaga (25/22), 73-65

Defeated a ranked team on the road

2/28/15 at Gonzaga (3/2), 73-70

Was ranked in the top 25 AP Poll

3/14/11 Ranked 10th

Was ranked in the top 25 Coaches Poll

3/29/11 Ranked 13th

Finished season ranked in the top 25 polls

2010-11 10th (AP), 13th (Coaches)

Official Basketball Box Score -- Game Totals -- Final Statistics
Utah Valley vs BYU
11/13/15 7:05 pm at Provo, Utah, Marriott Center

Utah Valley 54 • 0-1
Player statistics table for Utah Valley vs BYU. Includes columns for FG-FGA, 3-Ptr, FT-FTA, Rebounds, PF, TP, A, TO, Blk, Stl, Min.

FG % 1st Half: 10-36 27.8% 2nd half: 9-36 25.0% Game: 19-72 26.4%
3FG % 1st Half: 4-14 28.6% 2nd half: 1-15 6.7% Game: 5-29 17.2%
FT % 1st Half: 2-3 66.7% 2nd half: 9-14 64.3% Game: 11-17 64.7%

BYU 85 • 1-0

BYU 85 • 1-0
Player statistics table for BYU vs Utah Valley. Includes columns for FG-FGA, 3-Ptr, FT-FTA, Rebounds, PF, TP, A, TO, Blk, Stl, Min.

FG % 1st Half: 17-41 41.5% 2nd half: 13-33 39.4% Game: 30-74 40.5%
3FG % 1st Half: 4-12 33.3% 2nd half: 3-13 23.1% Game: 7-25 28.0%
FT % 1st Half: 8-8 100.0 2nd half: 10-19 52.6% Game: 18-27 66.7%

Officials: Dick Cartmell, Bob Staffen, Rick Batsell
Technical fouls: Utah Valley-None. BYU-None.
Attendance: 17683

Score by periods
Utah Valley 26 28 54
BYU 46 39 85

Last FG - UVU 2nd-03:14, BYU 2nd-02:30.
Largest lead - UVU None, BYU by 33 2nd-02:30.
UVU led for 00:00. BYU led for 38:50. Game was tied for 01:10.

Official Basketball Box Score -- Game Totals -- Final Statistics
BYU vs Long Beach State
11/16/15 10:45 p.m. at Long Beach, Calif. (Walter Pyramid)

BYU 65 • 1-1
Player statistics table for BYU vs Long Beach State. Includes columns for FG-FGA, 3-Ptr, FT-FTA, Rebounds, PF, TP, A, TO, Blk, Stl, Min.

FG % 1st Half: 12-30 40.0% 2nd half: 14-29 48.3% Game: 26-59 44.1%
3FG % 1st Half: 4-11 36.4% 2nd half: 1-9 11.1% Game: 5-20 25.0%
FT % 1st Half: 2-5 40.0% 2nd half: 6-16 37.5% Game: 8-21 38.1%

Long Beach State 66 • 2-0

Long Beach State 66 • 2-0
Player statistics table for Long Beach State vs BYU. Includes columns for FG-FGA, 3-Ptr, FT-FTA, Rebounds, PF, TP, A, TO, Blk, Stl, Min.

FG % 1st Half: 13-37 35.1% 2nd half: 9-34 26.5% Game: 22-71 31.0%
3FG % 1st Half: 4-11 36.4% 2nd half: 3-12 25.0% Game: 7-23 30.4%
FT % 1st Half: 6-8 75.0% 2nd half: 9-15 60.0% Game: 15-23 65.2%

Officials: Chris Rastatter, Mike Reed, Deron White
Technical fouls: BYU-None. Long Beach State-None.
Attendance: 3412

Score by periods
BYU 30 35 65
Long Beach State 36 30 66

Last FG - BYU 2nd-02:29, LBSU 2nd-03:17.
Largest lead - BYU by 8 1st-17:42, LBSU by 12 1st-08:25.
BYU led for 06:00. LBSU led for 32:06. Game was tied for 01:54.

Official Basketball Box Score -- Game Totals -- Final Statistics
Adams State vs BYU
11/20/15 7 pm at Provo, Utah, Marriott Center

Adams State 56 • 0-3
Player statistics table for Adams State vs BYU. Includes columns for FG-FGA, 3-Ptr, FT-FTA, Rebounds, PF, TP, A, TO, Blk, Stl, Min.

FG % 1st Half: 9-35 25.7% 2nd half: 9-30 30.0% Game: 18-65 27.7%
3FG % 1st Half: 4-16 25.0% 2nd half: 2-12 16.7% Game: 6-28 21.4%
FT % 1st Half: 7-12 58.3% 2nd half: 7-10 70.0% Game: 14-22 63.6%

BYU 97 • 2-1

BYU 97 • 2-1
Player statistics table for BYU vs Adams State. Includes columns for FG-FGA, 3-Ptr, FT-FTA, Rebounds, PF, TP, A, TO, Blk, Stl, Min.

FG % 1st Half: 19-33 57.6% 2nd half: 22-36 61.1% Game: 41-69 59.4%
3FG % 1st Half: 2-9 22.2% 2nd half: 5-13 38.5% Game: 7-22 31.8%
FT % 1st Half: 2-5 40.0% 2nd half: 6-10 60.0% Game: 8-15 53.3%

Officials: Casey McClellan, LaDonte King, Coban Lopez
Technical fouls: Adams State-None. BYU-None.
Attendance: 12976

Score by periods
Adams State 29 27 56
BYU 42 55 97

Last FG - ASUM 2nd-02:32, BYU 2nd-01:05.
Largest lead - ASUM by 3 1st-10:18, BYU by 44 2nd-04:13.
ASUM led for 05:11. BYU led for 31:45. Game was tied for 03:04.

Official Basketball Box Score -- Game Totals -- Final Statistics
Mississippi Valley vs BYU
11/25/15 7:05 pm at Provo, Utah, Marriott Center

Mississippi Valley 68 • 0-5
Player statistics table for Mississippi Valley vs BYU. Includes columns for FG-FGA, 3-Ptr, FT-FTA, Rebounds, PF, TP, A, TO, Blk, Stl, Min.

FG % 1st Half: 11-31 35.5% 2nd half: 15-33 45.5% Game: 26-64 40.6%
3FG % 1st Half: 4-10 40.0% 2nd half: 5-10 50.0% Game: 9-20 45.0%
FT % 1st Half: 6-7 85.7% 2nd half: 1-4 25.0% Game: 7-11 63.6%

BYU 75 • 3-1

BYU 75 • 3-1
Player statistics table for BYU vs Mississippi Valley. Includes columns for FG-FGA, 3-Ptr, FT-FTA, Rebounds, PF, TP, A, TO, Blk, Stl, Min.

FG % 1st Half: 15-31 48.4% 2nd half: 11-25 44.0% Game: 26-56 46.4%
3FG % 1st Half: 6-14 42.9% 2nd half: 1-11 9.1% Game: 7-25 28.0%
FT % 1st Half: 8-9 88.9% 2nd half: 8-17 47.1% Game: 16-26 61.5%

Officials: Tom O'Neill, Shawn Lehigh, Dennis Flannery
Technical fouls: Mississippi Valley-None. BYU-None.
Attendance: 15467

Score by periods
Mississippi Valley 32 36 68
BYU 44 31 75

Last FG - MVSUMBB 2nd-00:33, BYU 2nd-00:42.
Largest lead - MVSUMBB None, BYU by 17 1st-13:48.
MVSUMBB led for 00:00. BYU led for 39:42. Game was tied for 00:18.

Official Basketball Box Score -- Game Totals -- Final Statistics
Belmont vs BYU
11/28/15 7:05 pm at Provo, Utah, Marriott Center

Belmont 81 • 4-3

#	Player	Total			3-Ptr			Rebounds			PF	TP	A	TO	Blk	Stl	Min
		FG-FGA	FG-FGA	FT-FTA	FG-FGA	FG-FGA	FT-FTA	Off	Def	Tot							
01	LUKE, Austin	* 1-6	0-3	0-0	0	1	1	1	2	6	2	0	1			26	
20	BARNETTE, Taylor	* 2-7	1-6	0-0	0	0	0	2	5	3	0	0	0			22	
23	BRADSHAW, Craig	* 9-12	6-9	2-2	1	5	6	3	26	0	2	0	1			28	
35	BRADDS, Evan	* 3-6	0-0	5-7	1	4	5	2	11	2	3	0	0			20	
41	HADDEN, Tyler	* 2-5	1-2	2-2	0	2	2	3	7	0	0	1	0			19	
03	WINDLER, Dylan	2-4	1-2	1-2	0	6	6	1	6	1	3	0	0			21	
05	LAIDIG, Jeff	0-1	0-1	0-0	0	2	2	3	0	0	1	0	0			12	
21	SAMPSON, Burton	1-1	0-0	0-0	1	0	1	3	2	1	0	0	0			11	
25	MERCER, Mack	6-9	2-3	2-2	0	2	2	1	16	1	0	0	0			20	
30	MCCLAIN, Kevin	3-7	0-4	0-0	0	0	0	1	6	0	4	0	1			14	
31	LESTER, Josh	0-1	0-1	0-0	0	1	1	1	0	0	0	0	0			7	
Team					0	3	3										
Totals		29-59	11-31	12-15	3	26	29	21	81	14	15	1	3			200	

FG % 1st Half: 17-33 51.5% 2nd half: 12-26 46.2% Game: 29-59 49.2% Deadball Rebounds 1
 3FG % 1st Half: 8-20 40.0% 2nd half: 3-11 27.3% Game: 11-31 35.5%
 FT % 1st Half: 0-0 0.0% 2nd half: 12-15 80.0% Game: 12-15 80.0%

BYU 95 • 4-1

#	Player	Total			3-Ptr			Rebounds			PF	TP	A	TO	Blk	Stl	Min
		FG-FGA	FG-FGA	FT-FTA	FG-FGA	FG-FGA	FT-FTA	Off	Def	Tot							
01	FISCHER, Chase	* 5-16	5-10	4-6	1	1	2	1	19	3	1	0	1			33	
04	EMERY, Nick	* 9-17	5-11	4-4	1	3	4	3	27	4	2	0	2			33	
05	COLLINSWORTH, Kyle	* 9-19	0-1	8-10	5	5	10	1	26	10	2	0	2			35	
21	DAVIS, Kyle	* 5-9	1-1	0-2	4	10	14	1	11	1	2	2	1			35	
44	KAUFUSI, Corbin	* 2-3	0-0	0-2	3	3	6	3	4	0	1	0	0			11	
15	TOOLSON, Jake	2-3	2-3	0-0	0	1	1	0	6	2	0	0	0			13	
23	CALVERT, Cory	0-1	0-0	0-0	0	0	0	0	0	0	0	0	0			2	
25	CHATMAN, Jordan	0-1	0-1	0-0	0	0	0	1	0	0	1	0	0			4	
33	AUSTIN, Nate	0-3	0-0	0-0	2	3	5	3	0	0	1	0	1			22	
40	AYTES, Jamal	1-1	0-0	0-0	0	1	1	3	2	0	2	0	0			12	
Team					1	2	3										
Totals		33-73	13-27	16-24	17	29	46	16	95	20	12	2	7			200	

FG % 1st Half: 17-40 42.5% 2nd half: 16-33 48.5% Game: 33-73 45.2% Deadball Rebounds 5
 3FG % 1st Half: 5-13 38.5% 2nd half: 8-14 57.1% Game: 13-27 48.1%
 FT % 1st Half: 1-5 20.0% 2nd half: 15-19 78.9% Game: 16-24 66.7%

Officials: Gregory Nixon, Tommy Nunez, Travis Schatzman
 Technical fouls: Belmont-None. BYU-None.
 Attendance: 13712

Score by periods	1st	2nd	Total
Belmont	42	39	81
BYU	40	55	95

Points	In	Off	2nd	Fast	Bench
BEL	32	15	3	2	30
BYU	38	22	16	4	8

Last FG - BEL 2nd-00:04, BYU 2nd-00:56. Score tied - 4 times.
 Largest lead - BEL by 11 1st-09:28, BYU by 18 2nd-05:17. Lead changed - 10 times.
 BEL led for 18:46. BYU led for 19:57. Game was tied for 01:17.

BYU Combined Team Statistics (as of Nov 29, 2015)
All games

RECORD:	OVERALL	HOME	AWAY	NEUTRAL
ALL GAMES	4-1	4-0	0-1	0-0
CONFERENCE	0-0	0-0	0-0	0-0
NON-CONFERENCE	4-1	4-0	0-1	0-0

#	Player	gp-gs	min	avg	Total		3-Point		F-Throw		Rebounds					pts	avg					
					fg-fga	fg%	3fg-fga	3fg%	ft-fga	ft%	off	def	tot	avg	pf			dq	a	to	blk	stl
05	COLLINSWORTH, Kyl	5-5	153	30.6	27-59	.458	0-5	.000	24-33	.727	16	30	46	9.2	9	0	31	15	5	11	78	15.6
04	EMERY, Nick	5-2	137	27.4	30-64	.469	11-33	.333	6-8	.750	1	14	15	3.0	6	0	20	7	0	8	77	15.4
21	DAVIS, Kyle	5-5	132	26.4	24-41	.585	3-4	.750	10-23	.435	13	47	60	12.0	10	0	6	19	6	3	61	12.2
01	FISCHER, Chase	5-5	137	27.4	18-55	.327	12-39	.308	9-11	.818	2	6	8	1.6	8	1	11	9	1	2	57	11.4
44	KAUFUSI, Corbin	5-5	100	20.0	23-33	.697	0-0	.000	7-16	.438	17	18	35	7.0	12	1	2	11	11	0	53	10.6
40	AYTES, Jamal	4-0	55	13.8	11-15	.733	0-0	.000	4-9	.444	2	4	6	1.5	11	0	1	5	0	0	26	6.5
15	TOOLSON, Jake	5-3	71	14.2	6-14	.429	5-13	.385	2-2	1.000	1	9	10	2.0	4	0	10	4	0	1	19	3.8
25	CHATMAN, Jordan	5-0	44	8.8	6-13	.462	3-9	.333	1-3	.333	1	4	5	1.0	6	0	4	4	1	0	16	3.2
02	SELJAAS, Zac	4-0	28	7.0	4-10	.400	4-8	.500	0-0	.000	0	5	5	1.3	1	0	0	3	1	0	12	3.0
31	SHAW, Braiden	2-0	10	5.0	1-2	.500	0-0	.000	3-6	.500	0	4	4	2.0	1	0	0	0	0	1	5	2.5
23	CALVERT, Cory	4-0	26	6.5	2-8	.250	1-4	.250	0-0	.000	0	5	5	1.3	2	0	1	0	0	0	5	1.3
33	AUSTIN, Nate	5-0	80	16.0	3-9	.333	0-0	.000	0-2	.000	8	17	25	5.0	14	0	5	1	1	3	6	1.2
34	HARTSOCK, Jakob	3-0	23	7.7	1-7	.143	0-3	.000	0-0	.000	1	4	5	1.7	5	0	1	1	0	0	2	0.7
10	AINGE, Cooper	1-0	4	4.0	0-1	.000	0-1	.000	0-0	.000	0	0	0	0.0	1	0	0	0	0	0	0	0.0
Team											10	15	25									
Total.....		5	1000		156-331	.471	39-119	.328	66-113	.584	72	182	254	50.8	90	2	92	79	26	29	417	83.4
Opponents.....		5	1000		114-331	.344	38-131	.290	59-88	.670	47	130	177	35.4	104	0	56	65	12	37	325	65.0

TEAM STATISTICS	BYU	OPP	Date	Opponent	Score	Att.
SCORING	417	325	11/13/15	UTAH VALLEY	w 85-54	17683
Points per game	83.4	65.0	11/16/15	at Long Beach State	L 65-66	3412
Scoring margin	+18.4	-	11/20/15	ADAMS STATE	w 97-56	12976
FIELD GOALS-ATT	156-331	114-331	11/25/15	MISSISSIPPI VALLEY	w 75-68	15467
Field goal pct	.471	.344	11/28/15	BELMONT	w 95-81	13712
3 POINT FG-ATT	39-119	38-131	* - Conference game			
3-point FG pct	.328	.290				
3-pt FG made per game	7.8	7.6				
FREE THROWS-ATT	66-113	59-88				
Free throw pct	.584	.670				
F-Throws made per game	13.2	11.8				
REBOUNDS	254	177				
Rebounds per game	50.8	35.4				
Rebounding margin	+15.4	-				
ASSISTS	92	56				
Assists per game	18.4	11.2				
TURNOVERS	79	65				
Turnovers per game	15.8	13.0				
Turnover margin	-2.8	-				
Assist/turnover ratio	1.2	0.9				
STEALS	29	37				
Steals per game	5.8	7.4				
BLOCKS	26	12				
Blocks per game	5.2	2.4				
ATTENDANCE	59838	3412				
Home games-Avg/Game	4-14960	1-3412				
Neutral site-Avg/Game	-	0-0				

Score by Periods	1st	2nd	Totals
BYU	202	215	417
Opponents	165	160	325



#1 CHASE FISCHER
6-3 | 190 | Senior | Guard
Ripley, West Virginia | Wake Forest



#2 ZAC SELJAAS
6-7 | 215 | Freshman | Guard
Bountiful, Utah | Bountiful HS



#4 NICK EMERY
6-2 | 185 | Freshman | Guard
Alpine, Utah | Lone Peak HS



#5 KYLE COLLINWORTH
6-6 | 215 | Senior | Guard
Provo, Utah | Provo HS




#15 JAKE TOOLSON
6-5 | 205 | Sophomore | Guard
Gilbert, Arizona | Highland HS



#21 KYLE DAVIS
6-8 | 225 | Junior | Forward
Draper, Utah | Utah State




#23 CORY CALVERT
6-3 | 190 | Sophomore | Guard
Parker, Colorado | Chaparral HS



#25 JORDAN CHATMAN
6-5 | 195 | Freshman | Guard
Vancouver, Washington | Union HS




#31 BRAIDEN SHAW
6-9 | 210 | Freshman | Forward
Eagle, Idaho | Eagle HS



#33 NATE AUSTIN
6-11 | 245 | Senior | Forward
Alpine, Utah | Lone Peak HS



#34 JAKOB HARTSOCK
6-8 | 205 | Freshman | Forward
Bartlesville, Oklahoma | Bartlesville HS



#40 JAMAL AYTES
6-6 | 235 | Sophomore | Forward
San Diego, California | UNLV



#44 CORBIN KAUFUSI
6-10 | 255 | Sophomore | Center
Provo, Utah | Timpview HS



DAVE ROSE
Head Coach (11th season)