

BYU BASKETBALL

Kyle Chilton, BYU Athletic Communications | O: 801-422-4909 | C: 801-372-2080 | kyle_chilton@byu.edu | 30 Smith Fieldhouse | Provo, UT | 84602

BYU 2016-17 SCHEDULE

O29	Sat	Seattle Pacific (Exh)	BYUtv W, 102-82
N9	Fri	BYU-Hawaii (Exh)	BYUtv W, 110-63
N14	Mon	Princeton\$	ESPN2 W, 82-73
N17	Thu	Coppin State#	BYUtv W, 96-59
N19	Sat	Coastal Carolina#	BYUtv W, 81-65
N21	Mon	vs. Saint Louis#	YouTube W, 92-62
N23	Wed	vs. Valparaiso#	ESPN2 L, 89-92
N26	Sat	Utah Valley	TheW.tv L, 101-114
N30	Wed	vs. Utah State ^	BYUtv 7 p.m.
D3	Sat	vs. USC+	ESPNU 5 p.m.
D7	Wed	Weber State	BYUtv 7 p.m.
D10	Sat	Colorado	ESPN2 8 p.m.
D17	Sat	vs. Illinois@	B10 Network 8:30 p.m.
D20	Tue	Idaho State	BYUtv 7 p.m.
D22	Thu	CSU Bakersfield	BYUtv 7 p.m.
D29	Thu	Santa Clara*	BYUtv 7 p.m.
D31	Sat	at Loyola Marymount*	ROOT RM 1 p.m.
J5	Thu	at Saint Mary's*	ESPN Networks TBA
J7	Sat	Pacific*	BYUtv 7 p.m.
J12	Thu	San Francisco*	BYUtv 7 p.m.
J14	Sat	at San Diego*	Spectrum SN 7 p.m.
J19	Thu	Pepperdine*	BYUtv 7 p.m.
J21	Sat	at Pacific*	CSN BA/ROOT NW 3 p.m.
J26	Thu	at Santa Clara*	ESPNU 8 p.m.
J28	Sat	Loyola Marymount*	BYUtv 7 p.m.
F2	Thu	Gonzaga*	ESPN2 9 p.m.
F4	Sat	Portland*	BYUtv 7 p.m.
F9	Thu	at Pepperdine*	ESPNU 8 p.m.
F11	Sat	at San Francisco*	CSN CA/ROOT NW 8 p.m.
F16	Thu	San Diego*	ESPNU 9 p.m.
F18	Sat	Saint Mary's*	ESPN2 8 p.m.
F23	Thu	at Portland*	ROOT RM 7 p.m.
F25	Sat	at Gonzaga*	ESPN Networks TBA
M2-7		WCC Championships	ESPN Networks/BYUtv TBA

\$ ESPN Tip-Off Marathon
 # Men Who Speak Up Main Event
 ^ at Vivint Smart Home Arena
 + Basketball Hall of Fame's 2016 HoopHall LA
 @ State Farm Chicago Legends
 * WCC Game
 All times local to site

SOCIAL MEDIA

Website: www.BYUcougars.com

Facebook: /BYUbasketball | /BYUcougars

Twitter: @BYUbasketball | @BYUcougars

Instagram: BYUcougars

Vine: BYUcougars

Hashtags: #BYUhoops #GoCougs

Follow @BYUgamenotes on Twitter for in-game Cougar achievements, milestones and notes.



Utah State (3-2, 0-0 MW) AGGIES

Head Coach Tim Duryea
 Alma Mater North Texas, 1974
 Career Record 19-17 (2nd)
 Record at Utah State Same

GAME INFORMATION

TV BYUtv
 TV Talent Dave McCann (play-by-play)
 Blaine Fowler (analyst)
 Spencer Linton (courtside)
 Live Video BYUtv.org
 Radio Cougar IMG Sports Network
 KSL 102.7 FM/1160 AM, BYU Radio - Sirius XM 143
 Radio Talent Greg Wrubell (play-by-play)
 Mark Durrant (analyst)
 Live Stats BYUcougars.com

SERIES INFORMATION

Series Record BYU leads 140-92
 Last Meeting BYU won 80-68, 12/9/15
 H/A/N 85-32/53-60/2-0



BYU (4-2, 0-0 WCC) COUGARS

Head Coach Dave Rose
 Alma Mater Houston, 1983
 Career Record 287-101 (12th)
 Record at BYU Same

BYU STORYLINES

- BYU is 15-4 all-time at Vivint Smart Home Arena, including 11-1 since Dave Rose became head coach in 2005. The Cougars have played at Vivint Smart Home at least once each year since 2007 and have won their last 10 games at the venue. BYU and Utah State have played at Vivint Smart Home twice, with the Cougars winning both meetings (68-63 on Dec. 6, 2008, and 85-74 on Nov. 30, 2013).
- Nick Emery tied his career high with 37 points against Utah Valley. He shot 15 of 28 from the field and 5 of 12 from 3 and added 3 rebounds, 4 assists and 2 steals.
- After dishing out three assists in the season opener, L.J. Rose has posted 5-plus assists in each of the last five games. He had a season-high 9 vs. Coastal Carolina and had 8 against Saint Louis.

BYU'S PROJECTED STARTING LINEUP (BASED ON STARTERS FROM PREVIOUS GAME)



#5 | L.J. Rose

Guard
 6-3 | 200 | Sr.
 Houston, Texas
 Houston

GP/GS	MPG	Pts	Reb	Ast	Stl	FG%	3PT%	FT%
6/6	30.3	5.3	6.3	6.2	0.7	.226	.182	.800

Last Game: Totaled 7 points, 7 rebounds, 6 assists and 2 steals vs. Utah Valley
Notes: Has a 5.3 to 1 assist to turnover ratio ... transfer from Houston ... averaged 9.8 points and 5.3 assists in 2014-15 at Houston ... averaged 8.9 points and 5.5 assists in 2013-14 at Houston ... missed all but two games in 2015-16 because of injury.



#4 | Nick Emery

Guard
 6-2 | 185 | So.
 Alpine, Utah
 Lone Peak HS

GP/GS	MPG	Pts	Reb	Ast	Stl	FG%	3PT%	FT%
6/6	29.7	17.7	3.5	3.3	1.7	.448	.357	.929

Last Game: Tied his career high with 37 points vs. Utah Valley ... added 4 assists and 2 steals
Notes: Has hit a 3 in all six games ... has scored in double figures in 5 of 6 games ... named to preseason All-WCC Team ... a watch list member for the Jerry West Award ... All-WCC Second Team, All-WCC Freshman Team in 2015-16.



#30 | TJ Haws

Guard
 6-4 | 170 | Fr.
 Alpine, Utah
 Lone Peak HS

GP/GS	MPG	Pts	Reb	Ast	Stl	FG%	3PT%	FT%
6/6	29.2	11.5	3.0	2.8	1.2	.367	.400	.765

Last Game: Had 6 points and a career-best 7 assists vs. Utah Valley
Notes: Has hit at least one 3 in 5 of 6 games ... has scored in double figures 3 times ... is the 4th BYU freshman to score 20-plus points in his Cougar debut ... a four-time 5A Utah state champion (2011, 2012, 2013, 2014) ... career totals of 1,896 points and 264 3-pointers at Lone Peak.



#21 | Kyle Davis

Forward
 6-8 | 225 | Sr.
 Draper, Utah
 Utah State

GP/GS	MPG	Pts	Reb	Ast	Blk	FG%	3PT%	FT%
6/6	22.8	10.2	4.8	1.3	1.0	.595	.000	.647

Last Game: Had 11 points, 6 rebounds, 1 assist and 1 block vs. Utah Valley
Notes: Has started all 41 games played at BYU ... has 16 multiblock games at BYU ... had 8 double-doubles in 2015-16 ... scored in double figures in 28 games ... scored 20-plus points 4 times ... WCC All-Academic First Team in 2015-16.



#12 | Eric Mika

Forward
 6-10 | 230 | So.
 Alpine, Utah
 Lone Peak HS

GP/GS	MPG	Pts	Reb	Ast	Blk	FG%	3PT%	FT%
6/6	23.0	19.7	8.7	1.5	2.0	.661	.000	.800

Last Game: Shot 8 of 8 from the field, totaled 22 points, 5 rebounds, 2 assists vs. Utah Valley
Notes: Opened the season with career highs of 26 points, 18 rebounds vs. Princeton ... named to preseason All-WCC Team ... has 3 double-doubles and 3 20-point games ... 11/21/16 WCC Player of the Week ... a watch list member for the Kareem Abdul-Jabbar Center of the Year Award.

OFF THE BYU BENCH


No.	Name	Pos.	Ht.	Wt.	Yr.	Pts.	Reb.	Hometown (Previous School)	Notes
2	Zach Frampton	G	6-3	185	Fr.	0.0	2.0	Highland, Utah (Lone Peak HS)	Grabbed 4 rebounds in his BYU debut against Coppin State
3	Elijah Bryant	G	6-5	210	So.	6.4	3.8	Gwinnett, Georgia (Elon)	Had 7 points, hit 5 of 6 from the free-throw line vs. Valparaiso
10	Steven Beo	G	6-3	180	Fr.	0.0	0.5	Richland, Washington (Richland HS)	Had 1 rebound and 1 assist vs. Coppin State
13	Colby Leifson	G	6-4	190	Fr.	1.5	0.8	Suwanee, Georgia (North Gwinnett HS)	Hit his first career 3 and added 3 rebounds vs. Coppin State
15	Payton Dastrup	F	6-10	250	Fr.	2.6	2.2	Mesa, Arizona (Mountain View HS)	Totaled 4 points and 3 boards vs. Valparaiso
23	Yoeli Childs	F	6-8	225	Fr.	5.7	6.0	South Jordan, Utah (Bingham HS)	Had 8 points, 6 rebounds and 1 block vs. Utah Valley
24	Davin Guinn	F	6-5	190	Jr.	5.3	1.5	Murrieta, California (UC Riverside)	Hit 4 of 4 from the field, 3 of 3 from 3 for 11 points vs. Valparaiso
31	Braiden Shaw	F	6-9	210	So.	2.0	2.2	Eagle, Idaho (Eagle HS)	Totaled 4 points, 1 rebound and 1 steal vs. Utah Valley
40	Jamal Aytes	F	6-6	235	Jr.	4.7	2.2	San Diego, California (UNLV)	Scored 12 points (4-4 FGs, 4-4 FTs), had 5 boards, 1 assist vs. Saint Louis
44	Corbin Kaufusi	C	6-10	260	Jr.	0.0	0.0	Provo, Utah (Timpview HS)	Started 23 games, had 42 blocks in 2015-16 ... will join the team after football season

*Stats from previous school ^ Sitting out due to NCAA transfer rules

#BYUhoops

Career Highlights

- 287-101 overall record (second all-time at BYU in wins) for a BYU record .740 winning percentage
- 10th among active coaches in the NCAA in career winning percentage
- Reached 200 career victories in his 259th game as a head coach, 15th fastest in NCAA history
- With 283 victories through 11 seasons is tied for fifth all-time for best career starts by wins in NCAA history
- With 257 victories through 10 seasons is sixth all-time for best career starts by wins in NCAA history
- With 232 victories through nine seasons is fifth all-time for best career starts by wins in NCAA history
- With 209 victories through first eight seasons is fourth all-time for best career starts by wins in NCAA history
- With 185 victories through first seven seasons is fourth all-time for best career starts by wins in NCAA history
- With 159 victories through first six seasons is tied for third all-time for best career starts by wins in NCAA history
- With 127 victories through five seasons is sixth all-time for best career starts by wins in NCAA history
- Streak of 11-consecutive 20-win seasons is tied for 12th all-time in NCAA history and tied for the seventh longest current streak
- Four Mountain West Conference regular season titles, a BYU record
- Three-time MWC Coach of the Year (2006, 2007, 2011)
- Two-time USBWA District VIII Coach of the Year (2006, 2011)
- Naismith Coach of the Year Finalist in 2011
- Honorable Mention for National Coach of the Year by Scout.com (2006)
- Eight trips to the NCAA tournament (a BYU record), including six-consecutive trips from 2007 to 2012 (a BYU record) and back-to-back appearances in 2014 and 2015
- Six-consecutive 25-win seasons (2006-11) and 11-consecutive 20-win seasons, both BYU records
- Holds top two spots for wins in a season in BYU history with 32 in 2010-11 and 30 in 2009-10
- Only BYU coach to win at least 20 games in each of his first 11 seasons
- Took BYU to the Sweet 16 in 2011 for the first time since 1981
- Coached Jimmer Fredette, the 2011 Consensus National Player of the Year
- Has coached five conference players of the year (Keena Young, Lee Cummar, Jimmer Fredette, Tyler Haws, Kyle Collinsworth)
- Inducted into the Dixie State Athletics Hall of Fame on Sept. 14, 2013



Coaching Experience

- BYU Head Coach (2005-present)
- BYU Associate Head Coach (2000-2005)
- BYU Assistant Coach (1997-2000)
- Dixie State Head Coach (1990-1997)
- Dixie State Assistant Coach (1987-1990)
- Assistant coach at Pine View High School (1986-87)
- Head coach at Millard High School (1983-86)

Service

- A member of the National Coaches vs. Cancer Council
- Assisting with the Hope Lodge, a facility to be constructed in Salt Lake City to house families of cancer patients
- NABC Game Pillar Award for Service in 2008
- 63rd recipient of the Dale Rex Memorial Award
- Honorary Chair of the Children with Cancer Christmas Foundation
- Was the first coach in the state of Utah to participate in the American Cancer Society's nationwide Coaches vs. Cancer campaign
- Lobbied before Congress for more funding for cancer research in September 2010

Education

- Houston (1983, B.A.)

Playing Career

- Played baseball and basketball at Dixie State College
- Played for Houston from 1980-83 (played in 1980-81 and 82-83, redshirted in 1981-82)
- Co-captain on the famous "Phi Slama Jama" team that featured Hakeem (then Akeem) Olajuwon and Clyde Drexler
- Helped Houston achieve a No. 1 ranking and reach the national championship game in 1983

Mission

- Manchester England (1977-79)

Personal/Family

- Wife: Cheryl
- Children: Daughter Chanell and husband Brock Reichner, son Garrett and wife Brooke, daughter Taylor
- Dave and Cheryl Rose have eight grandchildren

ROSE'S BYU COACHING LEDGER

Season	Overall	Pct.	Home	Pct.	Away	Pct.	Neutral	Pct.	Conf.	Pct.	Tourney	NCAA/NIT
05-06	20-9	.690	14-1	.933	5-7	.417	1-1	.500	12-4	.750	0-1	0-1 NIT
06-07	25-9	.735	17-0	1.000	6-7	.462	2-2	.500	13-3	.813	2-1	0-1 NCAA
07-08	27-8	.771	16-0	1.000	8-5	.615	3-3	.500	14-2	.875	2-1	0-1 NCAA
08-09	25-8	.758	14-2	.875	9-3	.750	2-3	.400	12-4	.750	1-1	0-1 NCAA
09-10	30-6	.833	15-1	.938	10-4	.714	5-1	.833	13-3	.813	1-1	1-1 NCAA
10-11	32-5	.865	13-1	.929	10-1	.909	9-3	.750	14-2	.875	2-1	2-1 NCAA
11-12	26-9	.743	13-3	.813	8-3	.727	5-3	.625	12-4	.750	1-1	1-1 NCAA
12-13	24-12	.667	15-3	.833	7-5	.583	2-4	.333	10-6	.625	0-1	3-1 NIT
13-14	23-12	.657	14-1	.933	5-8	.385	4-3	.571	13-5	.722	2-1	0-1 NCAA
14-15	25-10	.714	13-3	.813	8-3	.727	4-4	.500	13-5	.722	2-1	0-1 NCAA
15-16	26-11	.703	16-2	.889	6-6	.500	4-3	.571	13-5	.722	2-1	3-1 NIT
16-17	4-2	.667	3-1	.750	0-0	.000	1-1	.500	0-0	.000	—	—
Totals	287-101	.740	163-18	.901	82-52	.612	42-31	.575	139-43	.764	14-11	10-11

CURRENT MOST CONSECUTIVE DIVISION I 20-WIN SEASONS

Coach, School	Years	No.
Mike Krzyzewski, Duke	1997-2016	20
Bill Self, Tulsa, Illinois, Kansas	1999-2016	18
Mark Few, Gonzaga	2000-2016	17
Thad Matta, Butler, Xavier, Ohio State	2001-2016	16
Rick Pitino, Louisville	2003-2016	14
Roy Williams, North Carolina	2005-2016	12
Dave Rose, BYU	2006-2016	11
Keith Dambrot, Akron	2006-2016	11
Steve Fisher, San Diego State	2006-2016	11

BEST CAREER STARTS BY WINS, 11 SEASONS

Coach, School	Date	W	L	Pct.
Roy Williams, Kansas	1989-99	305	72	.809
Thad Matta, Butler, Xavier, OSU	2001-11	292	88	.768
Mark Few, Gonzaga	2000-10	291	73	.799
Jamie Dixon, Pittsburgh	2004-14	288	96	.750
Dave Rose, BYU	2006-16	283	99	.741
Sean Miller, Xavier, Arizona	2005-15	283	99	.741
Everett Case, NC State	1947-57	280	71	.798
Denny Crum, Louisville	1972-82	263	74	.780
Jim Boeheim, Syracuse	1977-87	261	84	.757
Nolan Richardson, Tulsa, Arkansas	1981-91	260	92	.739

ROSE'S MILESTONE VICTORIES

Win	Date	Opponent	Score	Record
25	12/06/06	San Jose State	81-69	25-11 (.694)
50	11/23/07	vs. No. 6 Louisville	78-76	50-18 (.735)
75	11/20/08	North Florida	74-41	75-26 (.743)
100	11/20/09	at Hawaii	83-65	100-34 (.746)
125	03/06/10	at TCU	107-77	125-38 (.767)
150	02/09/11	at Air Force	90-52	150-42 (.781)
175	01/16/12	at San Diego	82-63	175-49 (.781)
200	01/19/13	San Diego	74-57	200-59 (.772)
225	02/06/14	Santa Clara	89-76	225-75 (.750)
250	02/07/15	at Loyola Marymount	87-68	250-86 (.744)
275	02/11/16	at San Francisco	114-89	275-96 (.741)

BYU VS. UTAH STATE

Overall Series Record: BYU leads 140-92
 BYU Record in Provo: 85-32
 BYU Record at Utah State: 53-60
 BYU Record at Neutral Sites: 2-0
 BYU Record Under Dave Rose: 7-3

Last 10 games vs. Utah State

12-19-15	Utah State	80-68	W
12-02-14	at Utah State	91-81	W
11-30-13	vs. Utah State	85-74	W
02-19-13	Utah State	70-68	W
11-11-11	at Utah State	62-69	L
11-17-10	Utah State	78-72	W
12-02-09	at Utah State	61-71	L
12-06-08	vs. Utah State	68-63	W
12-16-06	Utah State	75-62	W
12-22-05	at Utah State	80-91	L

Utah State's projected starting lineup

No.	Name	Ht.	Pos.	Ppg	Rpg
14	Jalen Moore	6-9	W	18.2	4.8
1	Koby McEwen	6-4	G	11.0	4.4
0	Shane Rector	6-2	G	10.2	2.6
15	Norbert Janicek	6-11	F	9.0	4.0
13	Ngor Barnaba	6-8	F	6.0	3.6

Utah State's last game

L, 51-75 vs. Texas Tech, 11/23/16


BYU	CATEGORY	USU
4-2, 0-0	W-L	3-2, 0-0
7-3	Last 10	6-4
3-2	Last 5	3-2
90.2	PPG	73.0
77.5	Opp PPG	70.2
+12.7	Margin	+2.8
.471	FG%	.489
.377	FG% Def	.412
.320	3FG%	.367
6.5	3FG/Game	8.0
.310	Opp 3FG%	.354
.771	FT%	.656
47.0	RPG	34.2
40.7	Opp RPG	33.6
+6.3	Margin	+0.6
18.8	Assist/Game	16.2
14.8	TO/Game	12.8
13.7	Opp TO/Game	12.2
-1.2	Margin	-0.6
5.0	Blocks/Game	3.8
6.3	Steals/Game	6.4

BY THE NUMBERS

- 3** The number of double-doubles for Eric Mika through four games. He had 26 points and 18 rebounds against Princeton, 19 points and 11 rebounds against Coastal Carolina and 20 points and 10 rebounds against Saint Louis.
- 4** TJ Haws scored 20 points in the season opener against Princeton to become the fourth freshman in team history to score 20-plus in his BYU debut. The other Cougars to achieve the mark are Mike Rose (26 points), Shaw Bradley (23) and Russell Larson (21).
- 6** The number of BYU players who were ranked in the top 100 of their respective recruiting classes, including: Yoeli Childs (53rd in 2016), Payton Dastrup (98th in 2014), Nick Emery (45th in 2013), TJ Haws (67th in 2014), Eric Mika (28th in 2013) and L.J. Rose (63rd in 2012).
- 8** The 2016-17 roster includes seven players who have lettered at BYU who have combined to earn eight letters for the Cougars. In Dave Rose's 12 seasons at the helm, this is his youngest season in total number of letters earned on the roster. The 2015-16 team is Rose's second-youngest team with five returning players that had a combined nine letters. Rose's most experienced teams were in 2010-11 and 2014-15 as each had 17 letters earned entering the season.
- 9** The number of offensive rebounds secured by Eric Mika against Princeton, tying the BYU single-game record. The record was previously set by four other Cougars with Ron Selleaze being the most recent at Colorado State on Feb. 12, 1998.
- 11** The number of consecutive seasons BYU has won at least 20 games. BYU has also reached the postseason in 11-straight seasons. Both streaks are program records.
- 15** The number of rebounds secured by Yoeli Childs against Coastal Carolina, tied for fifth most by a BYU freshman. He also tied the BYU record for most defensive rebounds by a freshman with 12.
- 93** Eric Mika set a BYU single-season record with 93 offensive rebounds during his freshman season in 2013-14. Mika earned All-WCC Freshman Team honors that season before serving a mission for The Church of Jesus Christ of Latter-day Saints in Italy.
- 97** Nick Emery set a BYU freshman record with 97 3-pointers in 2015-16, also the fourth most all-time in a single season in school history. With 36 career games played, Emery is on track to become the second-fastest to 100 career 3s in BYU history. Chase Fischer made his 100th 3 at BYU in his 34th game as a Cougar.
- 287** Dave Rose (2005 to present) is second all-time in BYU basketball history with 287 career victories, behind only the great Stan Watts, who coached the Cougars to 371 wins from 1949 to 1972 and was inducted into the Naismith Memorial Basketball Hall of Fame in 1986.

THE BASKETBALL HALL OF FAME: HOOPHALL AWARDS

BYU has two players named to preseason watch lists for awards presented by The Basketball Hall of Fame. Nick Emery is a candidate for the Jerry West Award – presented to the nation's top shooting guard – and Eric Mika is a candidate for the Kareem Abdul-Jabbar Award – presented to the nation's top center.



LAST TIME OUT – EMERY'S 37 POINTS NOT ENOUGH AS BYU FALLS TO UTAH VALLEY 114-101

PROVO, Utah -- Despite high scoring from Nick Emery, BYU fell to Utah Valley 114-101 in the UCCU Crosstown Clash at the Marriott Center on Saturday.

Emery tied his career-high 37 points while Eric Mika followed with 22 for BYU (4-2). Kyle Davis contributed 11 points and six rebounds, but it wasn't enough to hold off the Wolverines (4-1).

Emery and TJ Haws each hit layups to put the Cougars on the board 4-0 before Utah Valley countered with a 3-pointer. Three free throws by Haws gave the Cougars a 16-11 advantage before five Wolverine 3-pointers propelled a 15-0 run.

L.J. Rose ended BYU's three minute scoring drought with a jump shot to cut the Cougars' deficit to eight with 12:12 left in the first half.

Emery nailed a 3-pointer to cap off a 7-0 run as BYU brought the game within four, 31-27, with 9:51 on the clock. The Wolverines took the next eight points before Yoeli Childs halted Utah Valley's scoring drive with a jumper as the Cougars trailed by 10 with 7:53 left.

An Emery layup fueled BYU's return and cut the deficit to six. The Cougars continued to fight back and chip away at the Wolverines' advantage, 39-36, on a Childs dunk with 5:39 to go.

Braiden Shaw entered the game and helped BYU retake the lead on a jump shot. Utah Valley launched a 3-point shot at the buzzer to send them into halftime with a 54-52 advantage.

The opponents came out of the locker room trading baskets before Utah Valley's Isaac Nielson scored two jumpers to create distance for the Wolverines as they led 68-60 with 15:51 to go.

After neither team scored for over two minutes, Childs and Emery combined for seven points to close Utah Valley's gap 70-67 with 12:37 left. A Guinn jump shot brought the game within two, 75-73, but BYU couldn't hang on as Utah Valley went on a 10-0 run, rebuilding a decisive lead.

Mika dunked off a pass from Davis to try to put the Cougars back in action as they trailed 85-75 with 7:14 left on the clock. BYU struggled to keep up with the Wolverines as they led by as many as 16. Davis and Emery tried to keep BYU alive fueling the Cougars' next eight points, but it wasn't enough to match Utah Valley's offensive drive.

Freshman Colby Leifson fought for final momentum on a 3-pointer before two Utah Valley free throws secured the 114-101 victory for the Wolverines.

QUICK FACTS

University Information

Location: Provo, Utah 84602
 Elevation: 4,553 feet
 Enrollment: 33,360 (Daytime)
 Founded: October 15, 1875
 Owned: The Church of Jesus Christ of Latter-day Saints
 Nickname: Cougars
 Mascot: Cosmo
 Colors: Blue and White
 Arena (capacity): Marriott Center (18,987)
 Conference: West Coast Conference
 President: Kevin J Worthen (BYU, 1979)
 Athletic Director: Tom Holmoe (BYU, 1983)
 Athletic Website: BYUcougars.com
 Tickets: (801) 422-BYU1 or (800) 322-BYU1

2016-17 Preview

Lettermen Returning/Lost: 7/7
 Newcomers: 7
 Returning Redshirts: 1
 Starters Returning/Lost: 4/2
 Returning Scoring: 42.7% (1,322 of 3,093 pts)
 Returning Rebounding: 41.1% (623 of 1,514 reb)
 Returning Assists: 25.2% (154 of 611 ast)
 Returning Blocks: 60.5% (98 of 162)
 Returning Minutes: 40.3% (2,980 of 7,400)

2015-16 Review

Overall Record: 26-11
 H/A/N Record: 16-2/6-6/4-3
 Conference Record/Finish: 13-5 (3rd)
 2016 Postseason: (3-1 in the NIT)
 Semifinals: Valparaiso – L, -94
 2015 Final National Ranking: NR/NR

BYU Coaching Staff

Head Coach: Dave Rose
 Alma Mater (year): Houston (1983)
 Record at School (years): 287-101 (12th year)
 Career Division I Record (years): same
 Basketball Office Fax: (801) 422-5965
 Associate Head Coach (Alma Mater, year)
 Tim LaComb (Utah, 2006)
 Assistant Head Coach (Alma Mater, year)
 Terry Nashif (BYU, 2005)
 Assistant Coach (Alma Mater, year)
 Quincy Lewis (Wagner, 1993)
 Dir. of Basketball Operations: Andrew May (BYU, 2010)

BYU History

First Year of Basketball: 1903
 All-Time Record: 1768-1061 (.625)
 Winning Seasons: 89 (last 2015-16)
 Regular Season Conf. Championships: 29 (last 2010-11)
 Postseason Appearances (record): 41 (33-42)
 Total NCAA Appearances (record): 29 (15-32)
 Last NCAA Appearance: 2015
 First Round: L vs. No. 11 seed Ole Miss, 90-94
 Total NIT Appearances (Record): 12 (18-10)
 Last NIT Appearance: 2016
 Result: Advanced to the semifinals

Media Relations

Men's Basketball Contact: Kyle Chilton
 Cell Phone: 801-372-2080
 Office Phone: 801-422-4909
 Email: kyle_chilton@byu.edu

Media Information

Radio Station: Cougar IMG Sports Network/KSL
 102.7 FM and 1160 AM
 Play-By-Play Announcer: Greg Wrubell
 Beat Writers: Jeff Call, Deseret News
 Darnell Dickson, Daily Herald
 Jay Drew, Salt Lake Tribune

2016-17 BYU STARTING LINEUPS

Opponent	(1)	(2)	(3)	(4)	(5)
Princeton	L.J. Rose	Nick Emery	TJ Haws	Kyle Davis	Eric Mika
Coppin State	L.J. Rose	Nick Emery	TJ Haws	Kyle Davis	Eric Mika
Coastal Carolina	L.J. Rose	Nick Emery	TJ Haws	Kyle Davis	Eric Mika
vs. Saint Louis	L.J. Rose	Nick Emery	TJ Haws	Kyle Davis	Eric Mika
vs. Valparaiso	L.J. Rose	Nick Emery	TJ Haws	Kyle Davis	Eric Mika
Utah Valley	L.J. Rose	Nick Emery	TJ Haws	Kyle Davis	Eric Mika
vs. Utah State					
vs. USC					
Weber State					
Colorado					
vs. Illinois					
Idaho State					
CSU Bakersfield					
Santa Clara					
at Loyola Marymount					
at Saint Mary's					
Pacific					
San Francisco					
at San Diego					
Pepperdine					
at Pacific					
at Santa Clara					
Loyola Marymount					
Gonzaga					
Portland					
at Pepperdine					
at San Francisco					
San Diego					
Saint Mary's					
at Portland					
at Gonzaga					
Won-Loss Records	(1)	(2)	(3)	(4)	(5)
4-2	L.J. Rose	Nick Emery	TJ Haws	Kyle Davis	Eric Mika

GAMES PLAYED (RECORD)

	2016-17	Career
Corbin Kaufusi	—	70 (49-21)
Kyle Davis	6 (4-2)	43 (30-13)
Nick Emery	6 (4-2)	42 (29-13)
Eric Mika	6 (4-2)	39 (25-14)
Jamal Aytes	6 (4-2)	28 (21-7)
Braiden Shaw	5 (3-2)	24 (20-4)
Davin Guinn	6 (4-2)	15 (12-3)
Steven Beo	3 (2-1)	3 (2-1)
Elijah Bryant	5 (4-1)	5 (4-1)
Yoeli Childs	6 (4-2)	6 (4-2)
TJ Haws	6 (4-2)	6 (4-2)
L.J. Rose	6 (4-2)	6 (4-2)
Zach Frampton	3 (3-0)	3 (3-0)
Colby Leifson	4 (3-1)	4 (3-1)
Payton Dastrup	5 (3-2)	5 (3-2)

GAMES STARTED (RECORD)

	2016-17	Career
Kyle Davis	6 (4-2)	43 (30-13)
Corbin Kaufusi	—	36 (26-10)
Nick Emery	6 (4-2)	38 (26-12)
Eric Mika	6 (4-2)	35 (21-14)
TJ Haws	6 (4-2)	6 (4-2)
L.J. Rose	6 (4-2)	6 (4-2)

STREAKS

Streak	2016-17	Overall
Current won/loss streak	2 losses	same
At home	1 loss	same
On the road	—	3 wins
On a neutral floor	1 loss	same
At home vs. Nonconference	1 loss	same
At home vs. WCC	—	1 loss
On the road vs. Nonconference	—	3 losses
On the road vs. WCC	—	3 wins
On a neutral floor vs. Nonconference	1 loss	same
On a neutral floor vs. WCC	—	1 loss
At regular season tournament	1 loss	same
At WCC Tournament	—	1 loss
NCAA Tournament	—	3 losses
At NIT	—	1 loss
Games with a 3-point make	6 games	81 games
Vs. In-state teams	1 loss	same
At home vs. in-state teams	1 loss	same
On the road vs. in-state teams	—	1 loss

LEADS AND DEFICITS, BYU'S BIGGEST...

Halftime lead	16 (48-32 vs. Coppin State, 11/17/16)
Halftime lead lost in defeat	2 (46-44 vs. Valparaiso, 11/23/16)
Halftime deficit	2 (52-54 vs. Utah Valley, 11/26/16)
Halftime deficit erased in victory	—
Overall lead	42 (96-54 vs. Coppin State, 11/17/16)
Margin of victory	37 (96-54 vs. Coppin State, 11/17/16)
Margin of defeat	13 (101-114 vs. Utah Valley, 11/26/16)
Lead lost in defeat	12 (21-9 vs. Valparaiso, 11/23/16)
Overall deficit	16 (88-104 vs. Utah Valley, 11/26/16)
Deficit overcome in victory	5 (5-10 vs. Princeton, 11/14/16)

Rose vs. the state

BYU basketball coach Dave Rose has compiled a record of 34-10 vs. in-state opponents since taking over in 2005-06. He has the best winning percentage (.773) of any coach vs. in-state teams during that time and the most wins. This season, BYU fell 114-101 to Utah Valley at home on Nov. 26 and plays Utah State at Vivint Smart Home Arena on Nov. 30 and Weber State at home on Dec. 7.

Opponent	W	L	Opponent	W	L	Opponent	W	L
Utah	12	6	Weber State	11	0	Utah Valley	1	1
Utah State	7	3	Southern Utah	3	0			

AWARDS CANDIDATES

Kyle Davis

- Season high 22 points on 10 of 13 shooting vs. Saint Louis
- Has registered a block in five of six games this season
- WCC Player of the Week (Nov. 16, 2015)
- Named Academic All-West Coast Conference
- Received Silver Honors on the WCC Commissioner's Honor Roll
- Named to the NABC Honors Court
- Received the Academic Excellence Award at the team banquet
- Nationally was ranked 84th in total rebounds, 98th in total blocks, 109th in double-doubles, 137th in blocks per game and 155th in rebounds per game
- In the WCC was 3rd in blocks, 4th in field goal percentage, 5th in defensive rebounds, 6th in rebounding and 19th in scoring
- Finished the 2015-16 season 7th all-time for blocks in a single season at BYU
- Posted season highs of 23 points (Harvard), 20 rebounds (Utah Valley), 4 assists (twice), 3 steals (Pepperdine) and 4 blocks (twice)
- Scored in double figures 28 times, 20-plus points 4 times

Nick Emery

- Has hit a 3-pointer in 15-straight games dating back to last season
- Tied his career-high with 37 points against Utah Valley
- Candidate for the Jerry West Award
- Preseason All-WCC
- All-WCC Second Team and All-WCC Freshman Team in 2015-16
- Nationally was 59th in 3-point field goals per game and 80th in 3-point field-goal percentage
- In all games was 10th in the WCC in scoring, 13th in assists, 3rd in free-throw percentage, 3rd in steals and 4th in 3-point field goals made
- BYU's freshman record holder for 3-point field goals in a season and single game, games with 3-plus 3s and games with 5-plus 3s
- Set the BYU freshman record with 37 points at San Francisco
- Tied the BYU single-game record with 10 3s at San Francisco
- In league games was first among WCC freshmen in scoring, 3-point field goals and steals and second in free-throw percentage
- Fourth in a single season in BYU history with 97 3-pointers

Eric Mika

- Candidate for the Kareem Abdul-Jabbar Award
- Preseason All-WCC
- Posted career highs of 26 points and 18 rebounds in BYU's opener against Princeton
- Tied the BYU single-game record with 9 offensive boards against Princeton
- Three double-doubles in BYU's first four games
- Nov. 21 WCC Player of the Week
- Named to the WCC All-Freshman Team in 2013-14
- Received Silver Honors on the WCC Commissioner's Honor Roll
- Recorded the most offensive rebounds in a season at BYU (93) and averaged the 4th most offensive rebounds per game in a season (2.82)
- Posted season highs of 20 points (twice), 13 rebounds (San Francisco), 3 assists (Pacific), 3 steals (Pacific), 3 blocks (Weber State), 9 field goals made (Mount St. Mary's) and 11 free throws made (Oregon)
- Scored in double figures 24 times, 20-plus points twice, had double-figure rebounds 6 times and had 5 double-doubles

NOTES AND STORYLINES

Dave Rose

BYU head coach Dave Rose has led the Cougars to one of the most successful eras in program history since taking over in 2005. His career record of 287-101 ranks him second in BYU history in total victories and first in winning percentage (.740). Rose has been named conference coach of the year three times, led the Cougars to four conference titles, eight NCAA tournament appearances, three NIT appearances, eight 25-win seasons and 11 20-win seasons. In 2010, he led BYU to its first NCAA tournament victory in 17 years and the Cougars won at least one postseason game in the next three seasons.

BYU and the Postseason

Under Dave Rose, BYU has reached the postseason in 11-straight seasons, a school record. The previous record was six-straight seasons (1989-90 to 1994-95). During that time the Cougars have earned eight bids to the NCAA tournament and three to the NIT. The Cougars' eight NCAA tournament bids in the last 11 years are more than 217 NCAA Division I schools have since beginning their programs.

Rose among the nation's best

Dave Rose is 10th in career winning percentage among active NCAA Division I head coaches (as of 11/27/16).

Rk	Coach	Yrs.	W	L	Pct.	Rk	Coach	Yrs.	W	L	Pct.
1	Mark Few, Gonzaga	18	472	111	.8096	9	Rick Pitino, Louisville	32	750	263	.7404
2	Roy Williams, UNC	29	790	209	.7908	10	Dave Rose, BYU	12	287	101	.7397
3	John Calipari, Kentucky	25	626	185	.7719	11	Jamie Dixon, Pittsburgh	14	333	124	.7287
4	Mike Krzyzewski, Duke	42	1049	322	.7651	12	Tim Cluess, Iona	11	241	90	.7281
5	Bill Self, Kansas	24	597	189	.7595	13	Bruce Pearl, Auburn	22	492	186	.7257
6	Steve Prohm, Iowa State	11	132	42	.7586	14	Shaka Smart, Texas	8	186	71	.7237
7	Thad Matta, Ohio State	17	428	139	.7549	15	Jim Boeheim, Syracuse	41	888	343	.7214
8	Sean Miller, Arizona	13	313	109	.7417						

Keeping up with the Cougars

BYU basketball has consistently ranked among the top offensive teams in the country since 2009. Since 2009, BYU is the only team in the country to be ranked among the top-15 in scoring each year. During that span, the Cougars finished second (2009-10, 2014-15), third (2013-14), seventh (2010-11), 12th (2012-13) and 13th (2011-12). In 2015-16, BYU averaged 83.6 points per game, 9th in the country. The Cougars are averaging 90.2 in 2016-17.

Missions

Nine of BYU's players and four members of the coaching staff have served missions for The Church of Jesus Christ of Latter-day Saints. See the list below:

Players	Coaches
Payton Dastrup: Panama	Dave Rose: England
Kyle Davis: Detroit	Tim LaComb: Boston
Nick Emery: Germany	Andrew May: Washington, D.C.
Zach Frampton: Chile	Terry Nashif: Columbia, South Carolina
Davin Guinn: Mexico	
TJ Haws: France	
Corbin Kaufusi: South Korea	
Eric Mika: Italy	
Braiden Shaw: Sacramento, California	

From the gridiron to the hardwood

Junior forward Corbin Kaufusi is following in the footsteps of his brother Bronson this season as he is playing on the BYU football and basketball teams. Kaufusi is playing defensive end for Kalani Sitake in the fall and will switch back to playing forward for Dave Rose at the end of the football season. In his football debut against Arizona, Kaufusi had four solo tackles and one sack. In two years with the basketball team, Kaufusi has played in 70 games, started 36, and has averages of 4.6 points, 4.2 rebounds and 1.1 blocks per game.

Record-breaking brothers

Sophomore guard Nick Emery and freshman guard TJ Haws both have brothers who played for Dave Rose and set records during their BYU careers. Emery's brother Jackson played at BYU from 2005-06, 2008-11, and became BYU's record holder for steals in a season (101 in 2010-11) and career (249). Haws' older brother Tyler played from 2009-10, 12-15 and finished his career as BYU's all-time leading scorer with 2,720 career points.

Together again

Four members of the 2016-17 BYU basketball team – Nick Emery, TJ Haws, Eric Mika and Zach Frampton – and assistant coach Quincy Lewis are being reunited in 2016-17. Prior to coming to BYU, Lewis was the head coach at Lone Peak High School and in 2012-13, he had Emery, Haws, Mika and Frampton on his team. That season the Knights finished 26-1, won the Utah 5A state title and the MaxPreps.com National Championship. Emery, Haws and Mika were all named first-team all-state while Emery was named Mr. Basketball by the Deseret News and the Utah Gatorade Player of the Year.

BYU'S RECORD WHEN ...					
Venue	16-17	H	A	N	Under Rose
Overall	4-2	3-1	0-0	1-1	287-101
Home	3-1	—	—	—	163-18
Away	0-0	—	—	—	82-52
Neutral	1-1	—	—	—	42-31
Lead at the half/end of game...	16-17	H	A	N	Under Rose
BYU leads at the half	4-1	3-0	0-0	1-1	236-29
Opponent leads at the half	0-1	0-1	0-0	0-0	42-66
Score tied at the half	0-0	0-0	0-0	0-0	9-6
BYU leads w/5 min left	4-0	3-0	0-0	1-0	270-9
Opponent leads w/5 min left	0-2	0-1	0-0	0-1	14-90
Score tied w/5 min left	0-0	0-0	0-0	0-0	3-2
BYU leads w/1 min left	4-0	3-0	0-0	1-0	281-2
Opponent leads w/1 min left	0-2	0-1	0-0	0-1	3-93
Score tied w/1 min left	0-0	0-0	0-0	0-0	3-6
Game goes into overtime	0-0	0-0	0-0	0-0	8-8
BYU scores...	16-17	H	A	N	Under Rose
100-plus points	0-1	0-1	0-0	0-0	16-2
90-99 points	2-0	1-0	0-0	1-0	59-3
80-89 points	2-1	2-0	0-0	0-1	96-17
70-79 points	0-0	0-0	0-0	0-0	90-31
60-69 points	0-0	0-0	0-0	0-0	22-42
60 or less points	0-0	0-0	0-0	0-0	4-6
Opponent scores...	16-17	H	A	N	Under Rose
100-plus points	0-1	0-1	0-0	0-0	2-4
90-99 points	0-1	0-0	0-0	0-1	4-12
80-89 points	0-0	0-0	0-0	0-0	21-37
70-79 points	1-0	1-0	0-0	0-0	65-39
60-69 points	2-0	1-0	0-0	1-0	118-9
50-59 points	1-0	1-0	0-0	0-0	56-0
50 or less points	0-0	0-0	0-0	0-0	21-0
BYU double figure scorers	16-17	H	A	N	Under Rose
One player in double figures	0-0	0-0	0-0	0-0	1-4
Two players in double figures	1-0	1-0	0-0	0-0	33-21
Three players in double figures	2-1	1-1	0-0	1-0	97-48
Four players in double figures	1-1	1-0	0-0	0-1	100-23
Five players in double figures	0-0	0-0	0-0	0-0	43-5
Six players in double figures	0-0	0-0	0-0	0-0	12-0
Seven players in double figures	0-0	0-0	0-0	0-0	1-0
Shooting, rebounding and TOs	16-17	H	A	N	Under Rose
BYU shoots 50% or better	2-0	1-0	0-0	1-0	128-10
Opponent shoots 50% or better	0-1	0-1	0-0	0-0	16-34
BYU outshoots opponent	4-0	3-0	0-0	1-0	232-19
Opponent outshoots BYU	0-2	0-1	0-0	0-1	54-80
Teams shoot equal FG%	0-0	0-0	0-0	0-0	1-2
BYU outrebounds opponent	3-0	2-0	0-0	1-0	219-28
Opponent outrebounds BYU	0-2	0-1	0-0	0-1	54-66
BYU, opponent tie in rebounds	1-0	1-0	0-0	0-0	13-7
BYU has a positive TO margin	0-2	0-1	0-0	0-1	181-42
BYU has a negative TO margin	3-0	3-0	0-0	0-0	77-47
BYU, opponent tie in TOs	1-0	0-0	0-0	1-0	28-12
Wins, losses and rest	16-17	H	A	N	Under Rose
Coming off a win	3-1	2-0	0-0	1-1	206-81
Coming off a loss	1-1	1-1	0-0	0-0	81-20
Two-plus days between games	2-0	2-0	0-0	0-0	228-73
One day between games	1-1	1-0	0-0	0-1	45-13
Playing the next day	0-0	0-0	0-0	0-0	13-14
Days	16-17	H	A	N	Under Rose
Monday	2-0	1-0	0-0	1-0	9-4
Tuesday	0-0	0-0	0-0	0-0	38-10
Wednesday	0-1	0-0	0-0	0-1	54-16
Thursday	1-0	1-0	0-0	0-0	41-21
Friday	0-0	0-0	0-0	0-0	29-7
Saturday	1-1	1-1	0-0	0-0	116-43

BYU'S RECORD WHEN ...					
On television	16-17	H	A	N	Under Rose
All games on TV	3-1	3-0	0-0	0-1	249-94
On BYUtv	2-0	2-0	0-0	0-0	90-8
On ESPN	0-0	0-0	0-0	0-0	2-4
On ESPN2	1-1	1-0	0-0	0-1	15-21
On ESPN3	0-0	0-0	0-0	0-0	24-8
On ESPNEWS	0-0	0-0	0-0	0-0	1-0
On TWC/ROOT Sports	0-0	0-0	0-0	0-0	8-7
On truTV	0-0	0-0	0-0	0-0	1-4
On CBS	0-0	0-0	0-0	0-0	4-5
On Pac-12 Network	0-0	0-0	0-0	0-0	0-4
Top 25	16-17	H	A	N	Under Rose
vs. a top 25 opponent	0-0	0-0	0-0	0-0	12-27
as a top 25 team	0-0	0-0	0-0	0-0	57-16
Months	16-17	H	A	N	Under Rose
November	4-2	3-1	0-0	1-1	57-16
December	0-0	0-0	0-0	0-0	62-23
January	0-0	0-0	0-0	0-0	68-24
February	0-0	0-0	0-0	0-0	63-15
March	0-0	0-0	0-0	0-0	37-22
April	0-0	0-0	0-0	0-0	0-1
Margin of victory/defeat	16-17	H	A	N	Under Rose
1-4 points	0-1	0-0	0-0	0-1	31-28
5-9 points	1-0	1-0	0-0	0-0	49-29
10-15 points	0-1	0-1	0-0	0-0	74-26
16-19 points	1-0	1-0	0-0	0-0	33-13
20-29 points	0-0	0-0	0-0	0-0	55-5
30-39 points	2-0	1-0	0-0	1-0	30-0
40-49 points	0-0	0-0	0-0	0-0	9-0
50+ points	0-0	0-0	0-0	0-0	6-0
BYU points per possession	16-17	H	A	N	Under Rose
> 1.4	0-0	0-0	0-0	0-0	6-0
1.3-1.399	0-0	0-0	0-0	0-0	23-0
1.2-1.299	0-0	0-0	0-0	0-0	72-0
1.1-1.199	2-0	1-0	0-0	1-0	78-11
1.0-1.099	2-2	2-1	0-0	0-1	81-40
0.9-0.999	0-0	0-0	0-0	0-0	24-33
0.8-0.899	0-0	0-0	0-0	0-0	3-16
< 0.8	0-0	0-0	0-0	0-0	0-1
Opp points per possession	16-17	H	A	N	Under Rose
> 1.4	0-0	0-0	0-0	0-0	0-0
1.3-1.399	0-0	0-0	0-0	0-0	0-2
1.2-1.299	0-0	0-0	0-0	0-0	3-18
1.1-1.199	0-2	0-1	0-0	0-1	13-42
1.0-1.099	0-0	0-0	0-0	0-0	63-32
0.9-0.999	1-0	1-0	0-0	0-0	91-6
0.8-0.899	1-0	1-0	0-0	0-0	62-1
< 0.8	2-0	1-0	0-0	1-0	55-0

DUNKS		
	2016-17	Career
Corbin Kaufusi	0	34
Eric Mika	7	30
Kyle Davis	3	16
Nick Emery	0	1
Yoeli Childs	8	8
Braiden Shaw	2	2
BYU	20	
Opponents	7	

LATE GAME FREE THROWS, 5:00-2:00		
Player	Season	Career
Eric Mika	3-4 (.750)	12-18 (.667)
Corbin Kaufusi	0-0 (.000)	7-16 (.438)
Braiden Shaw	0-0 (.000)	2-4 (.500)
Kyle Davis	2-2 (1.000)	9-14 (.643)
Nick Emery	0-0 (.000)	11-13 (.846)
Davin Guinn	2-2 (1.000)	5-8 (.625)
TJ Haws	3-4 (.750)	3-4 (.750)
Yoeli Childs	0-2 (.000)	0-2 (.000)
Totals	10-14 (.714)	
Under Rose	712-979 (.727)	

LATE GAME FREE THROWS, 2:00-0:00		
Player	Season	Career
Eric Mika	0-0 (.000)	2-3 (.667)
Corbin Kaufusi	0-0 (.000)	3-5 (.600)
Braiden Shaw	0-0 (.000)	1-3 (.333)
Nick Emery	6-7 (.857)	27-31 (.871)
Kyle Davis	2-4 (.500)	7-11 (.636)
Jamal Aytes	0-0 (.000)	3-4 (.750)
Davin Guinn	1-2 (.500)	3-4 (.750)
L.J. Rose	1-2 (.500)	1-2 (.500)
Elijah Bryant	1-2 (.500)	1-2 (.500)
Totals	11-17 (.647)	
Under Rose	945-1261 (.749)	

2016-17 SCORING BY HALF (BYU-OPPONENT)

Opponent	1st half	Margin	FG %	2nd half	Margin	FG %	OT	Margin	FG %	Final	Margin	FG %
Princeton	44-35	+9	46.4-36.1	38-38	0	34.4-38.9	—	—	—	82-73	+9	40.0-37.5
Coppin State	48-32	+16	48.5-30.2	48-27	+21	56.3-21.1	—	—	—	96-59	+37	52.3-25.9
Coastal Carolina	40-25	+15	45.7-26.3	41-40	+1	50.0-42.1	—	—	—	81-65	+16	47.8-34.2
vs. Saint Louis	40-33	+7	46.4-33.3	52-29	+23	54.1-36.7	—	—	—	92-62	+30	50.8-34.8
vs. Valparaiso	46-44	+2	42.9-45.5	43-48	-5	44.0-41.9	—	—	—	89-92	-3	43.3-43.8
Utah Valley	52-54	-2	52.8-52.9	49-60	-11	42.9-52.9	—	—	—	101-114	-13	47.4-52.9
vs. Utah State												
vs. USC												
Weber State												
Colorado												
vs. Illinois												
Idaho State												
CSU Bakersfield												
Santa Clara												
at Loyola Marymount												
at Saint Mary's												
Pacific												
San Francisco												
at San Diego												
Pepperdine												
at Pacific												
at Santa Clara												
Loyola Marymount												
Gonzaga												
Portland												
at Pepperdine												
at San Francisco												
San Diego												
Saint Mary's												
at Portland												
at Gonzaga												
Totals	435.0-37.2	+7.8	47.2-36.8	45.2-40.3	+4.8	47.0-38.6	—	—	—	90.2-77.5	+12.7	47.1-37.7

* Superlatives in bold

2016-17 Offensive Trends (BYU-Opponent)

Opponent	Points/Point	Points Off TO	2nd Chance Points	Fastbreak Points	Bench Points	Big Run	Big Lead					
Princeton	32	30	13	8	22	12	4	0	10	30	10-0/5-0	11/5
Coppin State	46	24	16	15	15	7	17	4	45	29	12-0/5-0	42 /-
Coastal Carolina	40	32	8	13	5	13	6	2	23	27	6-0/8-0	24/-
vs. Saint Louis	58	32	18	17	15	15	4	2	27	15	16-0 /10-0	30/-
vs. Valparaiso	26	34	11	22	12	13	4	6	32	6	8-0/7-0	12/8
Utah Valley	58	36	22	19	16	10	11	12	18	35	9-0/15-0	5/16
vs. Utah State												
vs. USC												
Weber State												
Colorado												
vs. Illinois												
Idaho State												
CSU Bakersfield												
Santa Clara												
at Loyola Marymount												
at Saint Mary's												
Pacific												
San Francisco												
at San Diego												
Pepperdine												
at Pacific												
at Santa Clara												
Loyola Marymount												
Gonzaga												
Portland												
at Pepperdine												
at San Francisco												
San Diego												
Saint Mary's												
at Portland												
at Gonzaga												
Totals	260	188	88	94	85	70	46	26	155	142		
Times Led, Record (W/L/T)	4-1/0-1/0-0		3-1/1-1/0-0		2-1/1-1/1-0		4-0/0-2/0-0		2-1/2-1/0-0			
Under Rose (W/L/T)	189-37/81-62/17-2		227-40/52-55/8-6		178-47/89-49/20-5		209-53/47-33/31-15		165-37/115-60/7-3			

* Superlatives in bold

No.	Name	Pos.	Ht.	Wt.	Yr.	Hometown (Previous School)
2	Zach Frampton	G	6-3	185	Fr.	Highland, Utah (Lone Peak HS)
3	Elijah Bryant	G	6-5	210	So.	Gwinnett, Georgia (Elon)
4	Nick Emery	G	6-2	185	So.	Alpine, Utah (Lone Peak HS)
5	L.J. Rose	G	6-3	200	Sr.	Houston, Texas (Houston)
10	Steven Beo	G	6-3	180	Fr.	Richland, Washington (Richland HS)
12	Eric Mika	F	6-10	230	So.	Alpine, Utah (Lone Peak HS)
13	Colby Leifson	G	6-4	190	Fr.	Suwanee, Georgia (North Gwinnett HS)
15	Payton Dastrup	F	6-10	250	Fr.	Mesa, Arizona (Mountain View HS)
21	Kyle Davis	F	6-8	225	Sr.	Draper, Utah (Utah State)
23	Yoeli Childs	F	6-8	225	Fr.	South Jordan, Utah (Bingham HS)
24	Davin Guinn	G	6-5	190	Jr.	Murrieta, California (UC Riverside)
30	TJ Haws	G	6-4	170	Fr.	Alpine, Utah (Lone Peak HS)
31	Braiden Shaw	F	6-9	210	So.	Eagle, Idaho (Eagle HS)
40	Jamal Aytes	F	6-6	235	Jr.	San Diego, California (UNLV)
44	Corbin Kaufusi	C	6-10	260	Jr.	Provo, Utah (Timpview HS)

Pronunciations	
JAMAL AYTES ATE-s or 8's	Erick Schork SH-ork
YOELI CHILDS YO-lee	TERRY NASHIF NASH-if
CORBIN KAUFUSI KAW-foo-see	ROBERT RAMOS RAY-mus
COLBY LEIFSON LAFE-son	
BRAIDEN SHAW BRAY-den	

Head Coach: Dave Rose, 12th year (Houston, 1983)
 Associate Head Coach: Tim LaComb (Utah, 2006)
 Assistant Head Coach: Terry Nashif (BYU, 2005)
 Assistant Coach: Quincy Lewis (Wagner, 1993)
 Director of Basketball Operations: Andrew May (BYU, 2010)
 Coordinator of Player Development: Garrett Faucette (BYU, 2008)
 Graduate Assistant: Lee Cummard (BYU, 2009)
 Team Trainer: Robert Ramos (BYU, 1995)
 Strength and Conditioning Coach: Erick Schork (Springfield, 1995)

2016-17 SEASON AND CAREER HIGHS					
#	Player		Points	Rebounds	Assists
2	Zach Frampton	Season	—	4 vs. Coppin State	1 vs. Saint Louis
		Career	Same	Same	Same
3	Elijah Bryant	Season	11 vs. Coppin State	7 vs. Coppin State	3 vs. Coppin State, vs. Coastal Carolina
		Career	Same	Same	Same
4	Nick Emery	Season	37 vs. Utah Valley	8 vs. Princeton	4 vs. Princeton, vs. Utah Valley
		Career	37 at San Francisco (2015-16)	9 vs. San Diego (2015-16)	7 vs. MVSU (2015-16)
5	L.J. Rose	Season	9 vs. Coastal Carolina	12 vs. Saint Louis	9 vs. Coastal Carolina
		Career	Same	Same	Same
10	Steven Beo	Season	—	1 vs. Coppin State	1 Coppin State
		Career	Same	Same	Same
12	Eric Mika	Season	26 vs. Princeton	18 vs. Princeton	3 vs. Princeton
		Career	26 vs. Princeton (2016-17)	18 vs. Princeton (2016-17)	3, twice, last vs. Princeton (2016-17)
13	Colby Leifson	Season	3 vs. Coppin State, vs. Utah Valley	3 vs. Coppin State	1 vs. Coppin State
		Career	Same	Same	Same
15	Payton Dastrup	Season	9 vs. Coppin State	4 vs. Saint Louis	—
		Career	Same	Same	Same
21	Kyle Davis	Season	22 vs. Saint Louis	6, 3 times, last vs. Utah Valley	2, 3 times, last vs. Valparaiso
		Career	23 vs. Harvard (2015-16)	20 vs. Utah Valley (2015-16)	4, twice, last vs. Central Michigan (2015-16)
23	Yoeli Childs	Season	8 vs. Coppin State, vs. Utah Valley	15 vs. Coppin State	3 vs. Coppin State
		Career	Same	Same	Same
24	Davin Guinn	Season	11 vs. Valparaiso	5 vs. Saint Louis	1, twice, last vs. Valparaiso
		Career	Same	3 vs. Portland (2015-16)	1, 3 times, last vs. Valparaiso
30	TJ Haws	Season	20 vs. Princeton	5 vs. Coppin State	7 vs. Utah Valley
		Career	Same	Same	Same
31	Braiden Shaw	Season	4 vs. Utah Valley	2, twice, last vs. Valparaiso	—
		Career	Same	3 vs. San Diego, vs. Portland (2015-16)	1, 3 times, last vs. San Diego (2015-16)
40	Jamal Aytes	Season	12 vs. Saint Louis	5 vs. Saint Louis	1 vs. Saint Louis
		Career	11 vs. Adams State (2015-16)	6 vs. New Mexico (2015-16)	1, 3 times, last at Santa Clara (2015-16)
44	Corbin Kaufusi	Season	—	—	—
		Career	17 at Long Beach State (2015-16)	10, twice, last at San Francisco (2015-16)	2 vs. San Diego (2015-16)

GEOGRAPHIC BREAKDOWN	
Arizona	Payton Dastrup
California	Jamal Aytes Davin Guinn
Georgia	Elijah Bryant Colby Leifson
Idaho	Braiden Shaw
Texas	L.J. Rose
Utah	Yoeli Childs, Kyle Davis, Nick Emery, Zach Frampton, TJ Haws, Corbin Kaufusi, Eric Mika
Washington	Steven Beo

CLASS BREAKDOWN			
Seniors	Juniors	Sophomores	Freshmen
Kyle Davis L.J. Rose	Jamal Aytes Davin Guinn Corbin Kaufusi	Elijah Bryant Nick Emery Eric Mika Braiden Shaw	Colby Leifson Steven Beo Payton Dastrup Yoeli Childs Zach Frampton TJ Haws

#2 • ZACH FRAMPTON
6-3 • 185 • FR • GUARD



HIGHLAND, UTAH
LONE PEAK HS

2016-17 SEASON — PPG: 0.0 RPG: 2.0 APG: 0.3 BPG: 0.0 SPG: 0.0 FG%: .000 3FG%: .000 FT%: .000

In 2016-17 • Sophomore

- Grabbed 4 rebounds in his BYU debut against Coppin State
- Had 1 rebound and 1 assist vs. Saint Louis

Before BYU

- Played for Quincy Lewis at Lone Peak High School
- As a senior in 2013-14 averaged 11.3 points, 6.8 rebounds, 3.3 assists and 2.5 steals per game while helping Lone Peak to a record of 23-3 overall and 11-1 in region play
- Scored a career-best 24 against Pleasant Grove in the 5A state title game to help Lone Peak capture its fourth-straight state title

Personal

- Parents are Alan and Debbie Frampton
- Has three brothers and one sister
- His father Alan played one season at BYU in 1989-90
- Served a mission for The Church of Jesus Christ of Latter-day Saints in Chile

2016-17 SEASON HIGHS

PTS	—
1st H	—
2nd H	—
REB	4 vs. Coppin State – 11/17/16
AST	1 vs. Saint Louis – 11/19/16
STL	—
BLK	—
FGM	—
FGA	1, twice, last vs. Saint Louis – 11/19/16
3PM	—
3PA	—
FTM	—
FTA	—

MISCELLANEOUS

	16-17	Career
Double-Figure Points	—	—
20-plus Points	—	—
Double-Figure Reb	—	—
Double-Doubles	—	—
3-plus Steals	—	—
3-plus Blocks	—	—
3-plus 3-point FG	—	—
Scoring Leader	—	—
Rebound Leader	—	—
Assist Leader	—	—

2016-17 GAME-BY-GAME

Opponent	Date	GS	Min	FG	FGA	Pct	3FG	FGA	Pct	FT	FTA	Pct	Off	Def	TR	Avg	PF	FO	A	TO	Blk	Stl	Pts	Avg
Princeton	11/14/16																							
DNP																								
Coppin State	11/17/16		8	0	1	.000	0	0	.000	0	0	.000	0	4	4	4.0	2	0	0	0	0	0	0	0.0
Coastal Carolina	11/19/16		3	0	0	.000	0	0	.000	0	0	.000	0	1	1	2.5	0	0	0	0	0	0	0	0.0
vs. Saint Louis	11/21/16		3	0	1	.000	0	0	.000	0	0	.000	0	1	1	2.0	0	0	1	0	0	0	0	0.0
vs. Valparaiso	11/23/16																							
DNP																								
Utah Valley	11/26/16																							
DNP																								
vs. Utah State	11/30/16																							
vs. USC	12/03/16																							
Weber State	12/07/16																							
Colorado	12/10/16																							
vs. Illinois	12/17/16																							
Idaho State	12/20/16																							
CSU Bakersfield	12/22/16																							
Santa Clara	12/29/16																							
at Loyola Marymount	12/31/16																							
at Saint Mary's	01/05/17																							
Pacific	01/07/17																							
San Francisco	01/12/17																							
at San Diego	01/14/17																							
Pepperdine	01/19/17																							
at Pacific	01/21/17																							
at Santa Clara	01/26/17																							
Loyola Marymount	01/28/17																							
Gonzaga	02/02/17																							
Portland	02/04/17																							
at Pepperdine	02/09/17																							
at San Francisco	02/11/17																							
San Diego	02/16/17																							
Saint Mary's	02/18/17																							
at Portland	02/23/17																							
at Gonzaga	02/25/17																							
Totals			0	14	0	2	.000	0	0	.000	0	0	.000	0	6	6	2.0	2	0	1	0	0	0	0.0


CAREER STATISTICS (ALL GAMES)

Year	GP	GS	Min	Avg	FG	FGA	Pct	3FG	FGA	Pct	FT	FTA	Pct	Off	Def	TR	Avg	PF	FO	A	TO	Blk	Stl	Pts	Avg
2016-17	3	0	14	4.7	0	2	.000	0	0	.000	0	0	.000	0	6	6	2.0	2	0	1	0	0	0	0	0.0
TOTAL	3	0	14	4.7	0	2	.000	0	0	.000	0	0	.000	0	6	6	2.0	2	0	1	0	0	0	0	0.0

CAREER STATISTICS (CONFERENCE GAMES)

Year	GP	GS	Min	Avg	FG	FGA	Pct	3FG	FGA	Pct	FT	FTA	Pct	Off	Def	TR	Avg	PF	FO	A	TO	Blk	Stl	Pts	Avg
2016-17																									
TOTAL																									

#3 • ELIJAH BRYANT
6-5 • 210 • SO • GUARD



GWINNETT, GEORGIA
ELON

2016-17 SEASON — PPG: 6.4 RPG: 3.8 APG: 1.6 BPG: 0.2 SPG 0.8 FG%: .286 3FG%: .063 FT%: .882

In 2016-17 • Sophomore

- Totaled 9 points, 5 boards and 3 assists vs. Coastal Carolina
- Had 11 points, 7 rebounds, 3 assists and 2 steals vs. Coppin State
- Totaled 5 points, 6 rebounds, 1 assist and 1 steal vs. Princeton, his BYU debut

In 2015-16 • Redshirt

- Sat out due to NCAA transfer rules

Before BYU

- Averaged 14.2 points, 4.2 rebounds, 2.7 assists and 1.3 steals as a freshman at Elon
- Named the Colonial Athletic Conference Rookie of the Year and earned third-team All-CAA and CAA All-Rookie Team honors
- Named the CAA Rookie of the Week six times
- Registered a double-double with 15 points and 10 boards at William & Mary
- Scored a career-best 32 points at Drexel
- Totaled 25 points while hitting 6 3s and added 6 boards and 6 assists at home vs. William & Mary
- Prepped at New Hampton School in New Hampshire
- Averaged 13 points, 4 boards and 4 assists in 2013-14
- Led the Huskies to the NEPSAC AAA final

Personal

- Parents are Tyree and Israel Bryant

2016-17 SEASON HIGHS

PTS	11 vs. Coppin State – 11/17/16
1st H	4 vs. Coppin State – 11/17/16
2nd H	9 vs. Coastal Carolina – 11/19/16
REB	7 vs. Coppin State – 11/17/16
AST	3, twice, last vs. Coastal Carolina – 11/19/16
STL	2 vs. Coppin State – 11/17/16
BLK	1 vs. Coastal Carolina – 11/19/16
FGM	3, twice, last vs. Coastal Carolina – 11/19/16
FGA	9 vs. Coastal Carolina – 11/19/16
3PM	1 vs. Coastal Carolina – 11/19/16
3PA	6 vs. Coastal Carolina – 11/19/16
FTM	5, twice, last vs. Valparaiso – 11/23/16
FTA	6 vs. Valparaiso – 11/23/16

MISCELLANEOUS

	16-17	Career
Double-Figure Points	1 (1-0)	1 (1-0)
20-plus Points	–	–
Double-Figure Reb	–	–
Double-Doubles	–	–
3-plus Steals	–	–
3-plus Blocks	–	–
3-plus 3-point FG	–	–
Scoring Leader	–	–
Rebound Leader	–	–
Assist Leader	–	–

2016-17 GAME-BY-GAME

Opponent	Date	GS	Min	FG	FGA	Pct	3FG	FGA	Pct	FT	FTA	Pct	Off	Def	TR	Avg	PF	FO	A	TO	Blk	Stl	Pts	Avg	
Princeton	11/14/16		15	1	6	.167	0	2	.000	3	4	.750	2	4	6	6.0	2	0	1	1	0	1	5	5.0	
Coppin State	11/17/16		21	3	7	.429	0	3	.000	5	5	1.000	0	7	7	6.5	1	0	3	3	0	2	11	8.0	
Coastal Carolina	11/19/16		20	3	9	.333	1	6	.167	2	2	1.000	0	5	5	6.0	2	0	3	1	1	0	9	8.3	
vs. Saint Louis	11/21/16		6	0	2	.000	0	2	.000	0	0	.000	0	0	0	4.5	0	0	0	0	0	0	0	6.3	
vs. Valparaiso	11/23/16		15	1	4	.250	0	3	.000	5	6	.833	0	1	1	3.8	3	0	1	3	0	1	7	6.4	
Utah Valley	11/26/16	DNP																							
vs. Utah State	11/30/16	DNP																							
vs. USC	12/03/16	DNP																							
Weber State	12/07/16	DNP																							
Colorado	12/10/16	DNP																							
vs. Illinois	12/17/16	DNP																							
Idaho State	12/20/16	DNP																							
CSU Bakersfield	12/22/16	DNP																							
Santa Clara	12/29/16	DNP																							
at Loyola Marymount	12/31/16	DNP																							
at Saint Mary's	01/05/17	DNP																							
Pacific	01/07/17	DNP																							
San Francisco	01/12/17	DNP																							
at San Diego	01/14/17	DNP																							
Pepperdine	01/19/17	DNP																							
at Pacific	01/21/17	DNP																							
at Santa Clara	01/26/17	DNP																							
Loyola Marymount	01/28/17	DNP																							
Gonzaga	02/02/17	DNP																							
Portland	02/04/17	DNP																							
at Pepperdine	02/09/17	DNP																							
at San Francisco	02/11/17	DNP																							
San Diego	02/16/17	DNP																							
Saint Mary's	02/18/17	DNP																							
at Portland	02/23/17	DNP																							
at Gonzaga	02/25/17	DNP																							
Totals			0	77	8	28	.286	1	16	.063	15	17	.882	2	17	19	3.8	8	0	8	8	1	4	32	6.4

CAREER STATISTICS (ALL GAMES)

Year	GP	GS	Min	Avg	FG	FGA	Pct	3FG	FGA	Pct	FT	FTA	Pct	Off	Def	TR	Avg	PF	FO	A	TO	Blk	Stl	Pts	Avg
2016-17	5	0	77	15.4	8	28	.286	1	16	.063	15	17	.882	2	17	19	3.8	8	0	8	8	1	4	32	6.4
TOTAL	5	0	77	15.4	8	28	.286	1	16	.063	15	17	.882	2	17	19	3.8	8	0	8	8	1	4	32	6.4

CAREER STATISTICS (CONFERENCE GAMES)

Year	GP	GS	Min	Avg	FG	FGA	Pct	3FG	FGA	Pct	FT	FTA	Pct	Off	Def	TR	Avg	PF	FO	A	TO	Blk	Stl	Pts	Avg
2016-17																									
TOTAL																									

#4 • NICK EMERY
6-2 • 185 • SO • GUARD



ALPINE, UTAH
LONE PEAK HS

2016-17 SEASON — PPG: 17.7 RPG: 3.5 APG: 3.3 BPG 0.2 SPG 1.7 FG%: .448 3FG%: .357 FT%: .929

2016-17 • Sophomore

- Has made a 3-point field goal in 15-straight games
- Tied his career high with 37 points vs. Utah Valley ... added 4 assists and 2 steals
- Scored 18 points, hit 4 3s and added 3 assists, 1 block and 3 steals vs. Valparaiso
- Scored 15 points and added 8 rebounds, 4 assists and 3 steals vs. Princeton
- A candidate for the Jerry West Award
- Named to the All-WCC Preseason Team
- A team captain

2015-16 • Freshman

- Named to the All-West Coast Conference Second Team and the All-WCC Freshman Team
- Named the WCC Player of the Week (Feb. 15)
- Named to the WCC All-Tournament Team
- The College Sports Madness All-High Major Freshman of the Year
- Nationally was 23rd in 3-point field goal attempts, 25th in 3-point field goals made, 45th in field goal attempts, 59th in 3-point field goals per game, 77th in field goals made, 80th in 3-point field goal percentage, 90th in total points and 104th in steals
- Nationally among freshmen was 6th in 3-point field goals per game, 13th in scoring and 23rd in steals per game
- In the WCC was 3rd in free-throw percentage, 3rd in steals, 4th in 3-point field goals made, 10th in scoring and 13th in assists
- Tied the BYU single-game record for 3-point field goals with 10 at San Francisco

- Finished the 2015-16 season 4th all-time in 3-pointers in a single season at BYU, 3rd in games with 3-plus 3-pointers
- Set the BYU freshman records for points in a single game, 3-pointers in a single game, games scoring in double figures, 3-point field goals and 3-point field goals per game
- Was second all-time among BYU freshmen for points, points per game, field goals made, steals and steals per game

Before BYU

- A four-year starter for Quincy Lewis at Lone Peak High School
- As a senior, helped lead Lone Peak to 26-1 record, the 2012-13 MaxPreps.com National Title and the 5A Utah state title
- Averaged 17.9 points, 3.8 rebounds, 3.7 assists, 2.9 steals as a senior
- Named a third-team All-American by MaxPreps.com
- Named the 2012-13 Mr. Basketball by the Deseret News, the 5A MVP by the Salt Lake Tribune, the Utah Gatorade Player of the Year and the Valley Player of the Year by the Daily Herald
- As a junior averaged 21.6 points, 3.4 threes, 4.0 rebounds, 2.3 assists and 2.4 steals and led Lone Peak to a 22-3 record, the 5A state title

Personal

- Wife's name is Sarah
- Parents are Derek and Patti Emery
- Has two brothers, Alex and Jackson, and one sister, Annie
- Brother Jackson played at BYU (2005-06, 08-11) and is the program's all-time steals leader
- Served a mission for The Church of Jesus Christ of Latter-day Saints in Germany

2016-17 SEASON HIGHS

PTS	37 vs. Utah Valley – 11/26/16
1st H	20 vs. Utah Valley – 11/26/16
2nd H	17 vs. Utah Valley – 11/26/16
REB	8 vs. Princeton – 11/14/16
AST	4, twice, last vs. Utah Valley – 11/26/16
STL	3, twice, last vs. Valparaiso – 11/23/16
BLK	1 vs. Valparaiso – 11/23/16
FGM	15 vs. Utah Valley – 11/26/16
FGA	28 vs. Utah Valley – 11/26/16
3PM	5 vs. Utah Valley – 11/26/16
3PA	12 vs. Utah Valley – 11/26/16
FTM	4 vs. Valparaiso – 11/23/16
FTA	5 vs. Valparaiso – 11/23/16

CAREER HIGHS

PTS	37, twice, last vs. Utah Valley – 11/26/16
1st H	20, twice, last vs. Utah Valley – 11/26/16
2nd H	18 at Colorado – 12/12/15
REB	9 vs. San Diego – 02/20/16
AST	7 vs. MVSU – 11/25/15
STL	5 vs. Pepperdine – 01/30/16
BLK	2 vs. Valparaiso – 03/29/16
FGM	15 vs. Utah Valley – 11/26/16
FGA	28 vs. Utah Valley – 11/26/16
3PM	10 at San Francisco – 02/11/16
3PA	12, twice, last vs. Utah Valley – 11/26/16
FTM	6, 3 times, last at San Diego – 02/18/16
FTA	8 at San Diego – 02/18/16

MISCELLANEOUS

	16-17	Career
Double-Figure Points	5 (3-2)	37 (25-12)
20-plus Points	1 (0-1)	12 (9-3)
Double-Figure Reb	–	0 (0-0)
Double-Doubles	–	0 (0-0)
3-plus Steals	2 (1-1)	9 (5-4)
3-plus Blocks	–	0 (0-0)
3-plus 3-point FG	2 (0-2)	22 (13-9)
Scoring Leader	2 (0-2)	13 (9-4)
Rebound Leader	–	2 (2-0)
Assist Leader	1 (1-0)	5 (5-0)

2016-17 GAME-BY-GAME

Opponent	Date	GS	Min	FG	FGA	Pct	3FG	FGA	Pct	FT	FTA	Pct	Off	Def	TR	Avg	PF	FO	A	TO	Blk	Stl	Pts	Avg	
Princeton	11/14/16	*	37	6	14	.429	1	7	.143	2	2	1.000	1	7	8	8.0	2	0	4	3	0	3	15	15.0	
Coppin State	11/17/16	*	22	4	8	.500	2	6	.333	3	3	1.000	0	2	2	5.0	0	0	3	3	0	1	13	14.0	
Coastal Carolina	11/19/16	*	23	6	12	.500	2	6	.333	0	0	.000	0	2	2	4.0	0	0	3	0	0	1	14	14.0	
vs. Saint Louis	11/21/16	*	24	3	9	.333	1	3	.333	2	2	1.000	0	2	2	3.5	5	1	3	3	0	0	9	12.8	
vs. Valparaiso	11/23/16	*	33	5	16	.313	4	8	.500	4	5	.800	1	3	4	3.6	4	0	3	2	1	3	18	13.8	
Utah Valley	11/26/16	*	39	15	28	.536	5	12	.417	2	2	1.000	0	3	3	3.5	3	0	4	7	0	2	37	17.7	
vs. Utah State	11/30/16																								
vs. USC	12/03/16																								
Weber State	12/07/16																								
Colorado	12/10/16																								
vs. Illinois	12/17/16																								
Idaho State	12/20/16																								
CSU Bakersfield	12/22/16																								
Santa Clara	12/29/16																								
at Loyola Marymount	12/31/16																								
at Saint Mary's	01/05/17																								
Pacific	01/07/17																								
San Francisco	01/12/17																								
at San Diego	01/14/17																								
Pepperdine	01/19/17																								
at Pacific	01/21/17																								
at Santa Clara	01/26/17																								
Loyola Marymount	01/28/17																								
Gonzaga	02/02/17																								
Portland	02/04/17																								
at Pepperdine	02/09/17																								
at San Francisco	02/11/17																								
San Diego	02/16/17																								
Saint Mary's	02/18/17																								
at Portland	02/23/17																								
at Gonzaga	02/25/17																								
Totals			6	178	39	87	.448	15	42	.357	13	14	.929	2	19	21	3.5	14	1	20	18	1	10	106	17.7

CAREER STATISTICS (ALL GAMES)

Year	GP	GS	Min	Avg	FG	FGA	Pct	3FG	FGA	Pct	FT	FTA	Pct	Off	Def	TR	Avg	PF	FO	A	TO	Blk	Stl	Pts	Avg
2015-16	36	32	1132	31.4	203	478	.425	97	253	.383	82	96	.854	18	108	126	3.5	100	6	91	53	4	52	585	16.3
2016-17	6	6	178	29.7	39	87	.448	15	42	.357	13	14	.929	2	19	21	3.5	14	1	20	18	1	10	106	17.7
TOTAL	42	38	1310	31.2	242	565	.428	112	295	.380	95	110	.864	20	127	147	3.5	114	7	111	71	5	62	691	16.5

CAREER STATISTICS (CONFERENCE GAMES)

Year	GP	GS	Min	Avg	FG	FGA	Pct	3FG	FGA	Pct	FT	FTA	Pct	Off	Def	TR	Avg	PF	FO	A	TO	Blk	Stl	Pts	Avg
2015-16	18	18	560	31.1	103	239	.431	49	126	.389	37	46	.804	8	49	57	3.2	49	2	43	22	1	25	292	16.2
TOTAL	18	18	560	31.1	103	239	.431	49	126	.389	37	46	.804	8	49	57	3.2	49	2	43	22	1	25	292	16.2

#5 • L.J. ROSE
6-3 • 200 • SR • GUARD



HOUSTON, TEXAS
HOUSTON

2016-17 SEASON HIGHS

PTS	9 vs. Coastal Carolina, 11/19/16
1st H	5 vs. Coastal Carolina, 11/19/16
2nd H	4, twice, last vs. Coastal Carolina, 11/19/16
REB	12 vs. Saint Louis – 11/19/16
AST	9 vs. Coastal Carolina, 11/19/16
STL	2 vs. Utah Valley – 11/26/16
BLK	1 vs. Coastal Carolina, 11/19/16
FGM	3 vs. Coastal Carolina, 11/19/16
FGA	6, 3 times, last vs. Utah Valley – 11/26/16
3PM	1, 3 times, last vs. Saint Louis – 11/19/16
3PA	3, twice, last vs. Saint Louis – 11/19/16
FTM	5 vs. Utah Valley – 11/26/16
FTA	6 vs. Utah Valley – 11/26/16

MISCELLANEOUS

	16-17	Career
Double-Figure Points	–	–
20-plus Points	–	–
Double-Figure Reb	–	–
Double-Doubles	–	–
3-plus Steals	–	–
3-plus Blocks	–	–
3-plus 3-point FG	–	–
Scoring Leader	–	–
Rebound Leader	3 (1-2)	3 (1-2)
Assist Leader	4 (3-1)	4 (3-1)

2016-17 SEASON — PPG: 5.3 RPG: 6.3 APG: 6.2 BPG: 0.2 SPG: 0.7 FG%: .226 3FG%: .182 FT%: .800

2016-17 • Senior

- A team captain
- Totaled 7 points, 7 rebounds, 6 assists and 2 steals vs. Utah Valley
- Had 5 points, 12 rebounds and 8 assists vs. Saint Louis
- Totaled 5 points, 5 assists, 3 rebounds and 1 steal vs. Coppin State

Before BYU

- Played three seasons at Houston
- Played in two games in 2015-16 and averaged 3.5 points, 2.0 assists and 1.0 rebounds
- Played in two games in 2015-16 due to injury
- Played in and started 19 games as a junior in 2014-15 and averaged 9.8 points, 2.5 rebounds and 5.3 assists
- Scored a career-high 25 points at South Florida on Feb. 17, 2015
- Played in 28 games and started 25 as a sophomore in 2013-14 and averaged 8.9 points, 2.5 rebounds and 5.5 assists while shooting 40.0 percent from the field, 41.3 percent from 3 and 77.8 percent from the free-throw line
- Led the American Athletic Conference and was 29th in the nation in assists per game
- Posted a double-double with 16 points and 10 assists at Central Florida
- Played his freshman season at Baylor in 2012-13
- Dished out a career-best 12 assists vs. Hardin-Simmons on Jan. 19, 2013
- Played his senior year of high school for Russell Carr in 2011-12 at Westbury Christian High School
- Earned TABC All-State honors while leading the Wildcats to a 29-4 record

- Helped WCHS to the TAPPS-4A state championship game and earned All-Tournament honors
- Earned All-District 4 First Team and Class 4A All-State honors as a freshman and sophomore at Second Baptist School
- Named to ESPN RISE 2010 Underclass All-America team
- Following freshman season played on U16 National Team, traveling to 2009 FIBA Americas U16 Championship in Mendoza, Argentina
- Team won gold medal against tournament-host Argentina
- Ranked nation's No. 61 recruit by Scout.com, No. 63 by ESPN, No. 70 by MaxPreps.com and No. 74 by Rivals.com

Personal

- Full name is Lynden Bernard Rose, Jr.
- Parents are Lynden Sr. and Marilyn Rose
- Has one brother and one sister
- Brother Lynnard Rose plays football at Columbia
- Father played at Houston from 1980 to 1982 and was a member of Phi Slama Jama with BYU coach Dave Rose
- Served an internship during the summer of 2013 with U.S. Representative Al Green
- Majored in health at Houston

2016-17 GAME-BY-GAME

Opponent	Date	GS	Min	FG	FGA	Pct	3FG	FGA	Pct	FT	FTA	Pct	Off	Def	TR	Avg	PF	FO	A	TO	Blk	Stl	Pts	Avg	
Princeton	11/14/16	*	31	1	6	.167	0	1	.000	2	4	.500	0	3	3	3.0	2	0	3	2	0	0	4	4.0	
Coppin State	11/17/16	*	22	1	2	.500	1	2	.500	2	2	1.000	1	2	3	3.0	0	0	5	1	0	1	5	4.5	
Coastal Carolina	11/19/16	*	32	3	6	.500	1	3	.333	2	2	1.000	0	6	6	4.0	1	0	9	3	1	1	9	6.0	
vs. Saint Louis	11/21/16	*	33	1	5	.200	0	1	.000	3	4	.750	2	10	12	6.0	1	0	8	0	0	0	5	5.8	
vs. Valparaiso	11/23/16	*	33	0	6	.000	0	2	.000	2	2	1.000	0	7	7	6.2	3	0	6	1	0	0	2	5.0	
Utah Valley	11/26/16	*	31	1	6	.167	0	2	.000	5	6	.833	0	7	7	6.3	5	1	6	0	0	2	7	5.3	
vs. Utah State	11/30/16																								
vs. USC	12/03/16																								
Weber State	12/07/16																								
Colorado	12/10/16																								
vs. Illinois	12/17/16																								
Idaho State	12/20/16																								
CSU Bakersfield	12/22/16																								
Santa Clara	12/29/16																								
at Loyola Marymount	12/31/16																								
at Saint Mary's	01/05/17																								
Pacific	01/07/17																								
San Francisco	01/12/17																								
at San Diego	01/14/17																								
Pepperdine	01/19/17																								
at Pacific	01/21/17																								
at Santa Clara	01/26/17																								
Loyola Marymount	01/28/17																								
Gonzaga	02/02/17																								
Portland	02/04/17																								
at Pepperdine	02/09/17																								
at San Francisco	02/11/17																								
San Diego	02/16/17																								
Saint Mary's	02/18/17																								
at Portland	02/23/17																								
at Gonzaga	02/25/17																								
Totals			6	182	7	31	.226	2	11	.182	16	20	.800	3	35	38	6.3	12	1	37	7	1	4	32	5.3

CAREER STATISTICS (ALL GAMES)

Year	GP	GS	Min	Avg	FG	FGA	Pct	3FG	FGA	Pct	FT	FTA	Pct	Off	Def	TR	Avg	PF	FO	A	TO	Blk	Stl	Pts	Avg
2016-17	6	6	182	30.3	7	31	.226	2	11	.182	16	20	.800	3	35	38	6.3	12	1	37	7	1	4	32	5.3
TOTAL	6	6	182	30.3	7	31	.226	2	11	.182	16	20	.800	3	35	38	6.3	12	1	37	7	1	4	32	5.3

CAREER STATISTICS (CONFERENCE GAMES)

Year	GP	GS	Min	Avg	FG	FGA	Pct	3FG	FGA	Pct	FT	FTA	Pct	Off	Def	TR	Avg	PF	FO	A	TO	Blk	Stl	Pts	Avg
2016-17																									
TOTAL																									

#10 • STEVEN BEO
6-3 • 180 • FR • GUARD



RICHLAND, WASHINGTON
RICHLAND HS

2016-17 SEASON — PPG: 0.0 RPG: 0.3 APG: 0.3 BPG: 0.0 SPG: 0.0 FG%: .000 3FG%: .000 FT%: .000

2016-17 • Freshman

- Had 1 rebound and 1 assist vs. Coppin State
- Made his BYU debut against Princeton

Before BYU

- A four-year letterwinner for Earl Streufert at Richland High School
- Averaged 26.7 points, 6.1 rebounds and 4.4 assists as a senior and led Richland to an 18-5 record, the Mid-Columbia Conference title and the district title
- As a junior led the state in scoring at 27.7 points per game and set a Richland High single-game record with 49 points against Wenatchee
- As a junior and senior was named first-team all-state, was the Tri-City Herald All-Area Player of the Year and the Mid-Columbia Conference Player of the Year
- Earned 4A All-Tournament First Team honors while leading the Bombers to the quarterfinals of the 4A state tournament
- Started during his freshman and sophomore seasons and helped lead Richland to the state tournament each year
- As a sophomore helped the Bombers to a 25-1 record and a trip to the state title game
- Named second-team all-conference and earned 4A All-Tournament First Team honors

Personal

- Parents are Jill and Anthony Beo
- Has two sisters

2016-17 SEASON HIGHS

PTS	—
1st H	—
2nd H	—
REB	1 vs. Coppin State – 11/17/16
AST	1 vs. Coppin State – 11/17/16
STL	—
BLK	—
FGM	—
FGA	1 vs. Coppin State – 11/17/16
3PM	—
3PA	1 vs. Coppin State – 11/17/16
FTM	—
FTA	—

MISCELLANEOUS

	16-17	Career
Double-Figure Points	—	—
20-plus Points	—	—
Double-Figure Reb	—	—
Double-Doubles	—	—
3-plus Steals	—	—
3-plus Blocks	—	—
3-plus 3-point FG	—	—
Scoring Leader	—	—
Rebound Leader	—	—
Assist Leader	—	—

2016-17 GAME-BY-GAME

Opponent	Date	GS	Min	FG	FGA	Pct	3FG	FGA	Pct	FT	FTA	Pct	Off	Def	TR	Avg	PF	FO	A	TO	Blk	Stl	Pts	Avg
Princeton	11/14/16		2	0	0	.000	0	0	.000	0	0	.000	0	0	0	0.0	1	0	0	0	0	0	0	0.0
Coppin State	11/17/16		10	0	1	.000	0	1	.000	0	1	.000	0	1	1	0.5	1	0	1	0	0	0	0	0.0
Coastal Carolina	11/19/16																							
vs. Saint Louis	11/21/16																							
vs. Valparaiso	11/23/16																							
Utah Valley	11/26/16		1	0	0	.000	0	0	.000	0	0	.000	0	0	0	0.3	0	0	0	0	0	0	0	0.0
vs. Utah State	11/30/16																							
vs. USC	12/03/16																							
Weber State	12/07/16																							
Colorado	12/10/16																							
vs. Illinois	12/17/16																							
Idaho State	12/20/16																							
CSU Bakersfield	12/22/16																							
Santa Clara	12/29/16																							
at Loyola Marymount	12/31/16																							
at Saint Mary's	01/05/17																							
Pacific	01/07/17																							
San Francisco	01/12/17																							
at San Diego	01/14/17																							
Pepperdine	01/19/17																							
at Pacific	01/21/17																							
at Santa Clara	01/26/17																							
Loyola Marymount	01/28/17																							
Gonzaga	02/02/17																							
Portland	02/04/17																							
at Pepperdine	02/09/17																							
at San Francisco	02/11/17																							
San Diego	02/16/17																							
Saint Mary's	02/18/17																							
at Portland	02/23/17																							
at Gonzaga	02/25/17																							
Totals			0	13	0	1	.000	0	1	.000	0	1	.000	0	1	1	0.3	2	0	1	0	0	0	0.0

CAREER STATISTICS (ALL GAMES)

Year	GP	GS	Min	Avg	FG	FGA	Pct	3FG	FGA	Pct	FT	FTA	Pct	Off	Def	TR	Avg	PF	FO	A	TO	Blk	Stl	Pts	Avg
2016-17	3	0	13	4.3	0	1	.000	0	1	.000	0	1	.000	0	1	1	0.3	2	0	1	0	0	0	0	0.0
TOTAL	3	0	13	4.3	0	1	.000	0	1	.000	0	1	.000	0	1	1	0.3	2	0	1	0	0	0	0	0.0

CAREER STATISTICS (CONFERENCE GAMES)

Year	GP	GS	Min	Avg	FG	FGA	Pct	3FG	FGA	Pct	FT	FTA	Pct	Off	Def	TR	Avg	PF	FO	A	TO	Blk	Stl	Pts	Avg	
2016-17																										
TOTAL																										

#12 • ERIC MIKA
6-10 • 230 • SO • FORWARD



ALPINE, UTAH
LONE PEAK HS

2016-17 SEASON — PPG: 19.7 RPG: 8.7 APG: 1.5 BPG: 2.0 SPG: 0.5 FG%: .661 3FG%: .000 FT%: .800

2016-17 • Sophomore

- A candidate for the Kareem Abdul-Jabbar Award
- Named to the All-WCC Preseason Team
- Shot 8 of 8 from the field, totaled 22 points, 5 rebounds, 2 assists vs. Utah Valley
- Posted his third double-double with 20 points, 10 rebounds and 3 blocks vs. Saint Louis
- Had 19 points, 11 rebounds vs. Coastal Carolina
- Set career highs with 26 points, 18 rebounds, 12 made free throws vs. Princeton

- Scored in double figures 24 times, 20-plus points twice, had double-figure rebounds 6 times and had 5 double-doubles
- Averaged 11.8 points, 6.4 rebounds, 1.0 assists and 0.7 blocks and shot .527 from the field and .617 from the free throw line

Before BYU

- Played for Quincy Lewis and helped lead Lone Peak to a 26-1 record, the 2012-13 MaxPreps.com National Title and the 5A Utah state title
- Named a third-team All-American by MaxPreps.com
- Named first-team all-state by the Deseret News and the Salt Lake Tribune
- Averaged 16.4 points, 11.2 rebounds, 1.7 blocks 1.0 assists per game and shot .671 from the field
- Earned MVP honors in the West Coast All-Star Classic as he scored a game-high 28 points for the East Team
- Scored 24 points to lead the North to a 118-114 win over the South in the Utah Valley All-Star game
- In the class of 2013 was ranked No. 28 by ESPN.com, No. 37 in Scout.com and No. 49 by Rivals.com
- Ranked No. 3 among centers by ESPN.com and Scout.com
- Ranked No. 14 among power forwards by Rivals.com

Personal

- Wife's name is Gabrielle
- Parents are Ron and Sue Mika
- Has six siblings
- Also recruited by Weber State, Utah State, Utah, Stanford and Boston College

2016-17 SEASON HIGHS

PTS	26 vs. Princeton – 11/14/16
1st H	14 vs. Princeton – 11/14/16
2nd H	14 vs. Saint Louis – 11/19/16
REB	18 vs. Princeton – 11/14/16
AST	3 vs. Princeton – 11/14/16
STL	1, twice, last vs. Saint Louis – 11/19/16
BLK	3, 3 times, last vs. Saint Louis – 11/19/16
FGM	8, twice, last vs. Utah Valley – 11/26/16
FGA	14 vs. Princeton – 11/14/16
3PM	–
3PA	–
FTM	12 vs. Princeton – 11/14/16
FTA	13 vs. Princeton – 11/14/16

CAREER HIGHS

PTS	26 vs. Princeton – 11/14/16
1st H	14 vs. Princeton – 11/14/16
2nd H	16 vs. Pacific – 1/30/14
REB	13 vs. San Francisco – 2/8/14
AST	3, twice, last vs. Princeton – 11/14/16
STL	3 vs. Pacific – 1/30/14
BLK	3, 3 times, last vs. Coastal Carolina, 11/19/16
FGM	9 vs. Mount St. Mary's – 11/15/13
FGA	16 vs. North Texas – 12/3/13
3PM	–
3PA	–
FTM	12 vs. Princeton – 11/14/16
FTA	16 vs. Oregon – 3/20/14

MISCELLANEOUS

	16-17	Career
Double-Figure Points	6 (4-2)	30 (19-11)
20-plus Points	3 (2-1)	5 (4-1)
Double-Figure Reb	3 (3-0)	9 (7-2)
Double-Doubles	3 (3-0)	8 (7-1)
3-plus Steals	1 (1-0)	1 (1-0)
3-plus Blocks	3 (3-0)	4 (4-0)
3-plus 3-point FG	–	0 (0-0)
Scoring Leader	3 (3-0)	3 (3-0)
Rebound Leader	2 (2-0)	10 (5-5)
Assist Leader	–	1 (1-0)

2016-17 GAME-BY-GAME

Opponent	Date	GS	Min	FG	FGA	Pct	3FG	FGA	Pct	FT	FTA	Pct	Off	Def	TR	Avg	PF	FO	A	TO	Blk	Stl	Pts	Avg	
Princeton	11/14/16	*	34	7	14	.500	0	0	.000	12	13	.923	9	9	18	18.0	2	0	3	2	2	1	26	26.0	
Coppin State	11/17/16	*	15	6	8	.750	0	0	.000	6	7	.857	2	3	5	11.5	1	0	1	2	3	0	18	22.0	
Coastal Carolina	11/19/16	*	25	8	12	.667	0	0	.000	3	6	.500	2	9	11	11.3	1	0	1	2	3	0	19	21.0	
vs. Saint Louis	11/21/16	*	19	7	10	.700	0	0	.000	6	7	.857	1	9	10	11.0	4	0	1	2	3	1	20	20.8	
vs. Valparaiso	11/23/16	*	19	3	7	.429	0	1	.000	7	8	.875	1	2	3	9.4	4	0	1	2	1	0	13	19.2	
Utah Valley	11/26/16	*	26	8	8	1.000	0	0	.000	6	9	.667	3	2	5	8.7	5	1	2	3	0	1	22	19.7	
vs. Utah State	11/30/16																								
vs. USC	12/03/16																								
Weber State	12/07/16																								
Colorado	12/10/16																								
vs. Illinois	12/17/16																								
Idaho State	12/20/16																								
CSU Bakersfield	12/22/16																								
Santa Clara	12/29/16																								
at Loyola Marymount	12/31/16																								
at Saint Mary's	01/05/17																								
Pacific	01/07/17																								
San Francisco	01/12/17																								
at San Diego	01/14/17																								
Pepperdine	01/19/17																								
at Pacific	01/21/17																								
at Santa Clara	01/26/17																								
Loyola Marymount	01/28/17																								
Gonzaga	02/02/17																								
Portland	02/04/17																								
at Pepperdine	02/09/17																								
at San Francisco	02/11/17																								
San Diego	02/16/17																								
Saint Mary's	02/18/17																								
at Portland	02/23/17																								
at Gonzaga	02/25/17																								
Totals			6	138	39	59	.661	0	1	.000	40	50	.800	18	34	52	8.7	17	1	9	13	12	3	118	19.7

CAREER STATISTICS (ALL GAMES)

Year	GP	GS	Min	Avg	FG	FGA	Pct	3FG	FGA	Pct	FT	FTA	Pct	Off	Def	TR	Avg	PF	FO	A	TO	Blk	Stl	Pts	Avg
2013-14	33	29	844	25.6	139	264	.527	0	0	.000	111	180	.617	93	118	211	6.4	107	4	32	49	24	15	389	11.8
2016-17	6	6	138	23.0	39	59	.661	0	1	.000	40	50	.800	18	34	52	8.7	17	1	9	13	12	3	118	19.7
TOTAL	39	35	982	25.2	178	323	.551	0	1	.000	151	230	.657	111	152	263	6.7	124	5	41	62	36	18	507	13.0

CAREER STATISTICS (CONFERENCE GAMES)

Year	GP	GS	Min	Avg	FG	FGA	Pct	3FG	FGA	Pct	FT	FTA	Pct	Off	Def	TR	Avg	PF	FO	A	TO	Blk	Stl	Pts	Avg
2013-14	16	13	396	24.8	58	108	.537	0	0	.000	50	81	.617	36	59	95	5.9	54	3	13	27	12	8	166	10.4
TOTAL	16	13	396	24.8	58	108	.537	0	0	.000	50	81	.617	36	59	95	5.9	54	3	13	27	12	8	166	10.4

#13 • COLBY LEIFSON
6-4 • 190 • FR • GUARD



SUWANEE, GEORGIA
NORTH GWINNETT HS

2016-17 SEASON — PPG: 1.5 RPG: 0.8 APG: 0.3 BPG: 0.0 SPG: 0.0 FG%: .222 3FG%: .250 FT%: .000

2016-17 • Freshman

- Made a 3-pointer against Utah Valley
- Hit his first career 3 and added 3 rebounds vs. Coppin State

Before BYU

- Prepped at North Gwinnett High School
- Averaged 17 points, shot 41 percent from 3 and made 93 percent from the free-throw line as a senior
- Made 93 3s as a senior, second all-time in a single season in Gwinnett County history
- Earned All-Gwinnett County and all-region first-team honors
- Played for the Atlanta All Stars during the AAU season
- Also recruited by High Point, Wofford, Gardner Webb and Tennessee Tech

Personal

- Parents are Ryan and Jennifer Leifson
- Has two brothers and one sister

2016-17 SEASON HIGHS

PTS	3, twice, last vs. Utah Valley – 11/26/16
1st H	–
2nd H	3, twice, last vs. Utah Valley – 11/26/16
REB	3 vs. Coppin State – 11/17/16
AST	1 vs. Coppin State – 11/17/16
STL	–
BLK	–
FGM	1, twice, last vs. Utah Valley – 11/26/16
FGA	5 vs. Coppin State – 11/17/16
3PM	1, twice, last vs. Utah Valley – 11/26/16
3PA	5 vs. Coppin State – 11/17/16
FTM	–
FTA	–

MISCELLANEOUS

	16-17	Career
Double-Figure Points	–	–
20-plus Points	–	–
Double-Figure Reb	–	–
Double-Doubles	–	–
3-plus Steals	–	–
3-plus Blocks	–	–
3-plus 3-point FG	–	–
Scoring Leader	–	–
Rebound Leader	–	–
Assist Leader	–	–

2016-17 GAME-BY-GAME

Opponent	Date	GS	Min	FG	FGA	Pct	3FG	FGA	Pct	FT	FTA	Pct	Off	Def	TR	Avg	PF	FO	A	TO	Blk	Stl	Pts	Avg
Princeton	11/14/16																							
DNP																								
Coppin State	11/17/16		9	1	5	.200	1	5	.200	0	0	.000	1	2	3	3.0	2	0	1	0	0	0	3	3.0
Coastal Carolina	11/19/16		6	0	2	.000	0	1	.000	0	0	.000	0	0	0	1.5	1	0	0	0	0	0	0	1.5
vs. Saint Louis	11/21/16		6	0	1	.000	0	1	.000	0	0	.000	0	0	0	1.0	1	0	0	0	0	0	0	1.0
vs. Valparaiso	11/23/16																							
DNP																								
Utah Valley	11/26/16		1	1	1	1.000	1	1	1.000	0	0	.000	0	0	0	0.8	3	0	0	0	0	0	3	1.5
vs. Utah State	11/30/16																							
vs. USC	12/03/16																							
Weber State	12/07/16																							
Colorado	12/10/16																							
vs. Illinois	12/17/16																							
Idaho State	12/20/16																							
CSU Bakersfield	12/22/16																							
Santa Clara	12/29/16																							
at Loyola Marymount	12/31/16																							
at Saint Mary's	01/05/17																							
Pacific	01/07/17																							
San Francisco	01/12/17																							
at San Diego	01/14/17																							
Pepperdine	01/19/17																							
at Pacific	01/21/17																							
at Santa Clara	01/26/17																							
Loyola Marymount	01/28/17																							
Gonzaga	02/02/17																							
Portland	02/04/17																							
at Pepperdine	02/09/17																							
at San Francisco	02/11/17																							
San Diego	02/16/17																							
Saint Mary's	02/18/17																							
at Portland	02/23/17																							
at Gonzaga	02/25/17																							
Totals			0	22	2	9	.222	2	8	.250	0	0	.000	1	2	3	0.8	7	0	1	0	0	6	1.5

CAREER STATISTICS (ALL GAMES)

Year	GP	GS	Min	Avg	FG	FGA	Pct	3FG	FGA	Pct	FT	FTA	Pct	Off	Def	TR	Avg	PF	FO	A	TO	Blk	Stl	Pts	Avg
2016-17	4	0	22	5.5	2	9	.222	2	8	.250	0	0	.000	1	2	3	0.8	7	0	1	0	0	0	6	1.5
TOTAL	4	0	22	5.5	2	9	.222	2	8	.250	0	0	.000	1	2	3	0.8	7	0	1	0	0	0	6	1.5

CAREER STATISTICS (CONFERENCE GAMES)

Year	GP	GS	Min	Avg	FG	FGA	Pct	3FG	FGA	Pct	FT	FTA	Pct	Off	Def	TR	Avg	PF	FO	A	TO	Blk	Stl	Pts	Avg
2016-17																									
TOTAL																									

#15 • PAYTON DASTRUP
6-10 • 250 • FR • FORWARD



MESA, ARIZONA
MOUNTAIN VIEW HS

2016-17 SEASON HIGHS

PTS	9 vs. Coppin State – 11/17/16
1st H	4 vs. Valparaiso – 11/23/16
2nd H	7 vs. Coppin State – 11/17/16
REB	4 vs. Saint Louis – 11/19/16
AST	–
STL	–
BLK	–
FGM	4 vs. Coppin State – 11/17/16
FGA	6 vs. Coppin State – 11/17/16
3PM	1 vs. Coppin State – 11/17/16
3PA	1, twice, last vs. Coastal Carolina, 11/19/16
FTM	–
FTA	–

MISCELLANEOUS

	16-17	Career
Double-Figure Points	–	–
20-plus Points	–	–
Double-Figure Reb	–	–
Double-Doubles	–	–
3-plus Steals	–	–
3-plus Blocks	–	–
3-plus 3-point FG	–	–
Scoring Leader	–	–
Rebound Leader	–	–
Assist Leader	–	–

2016-17 SEASON — PPG: 2.6 RPG: 2.2 APG: 0.0 BPG: 0.0 SPG: 0.0 FG%: .500 3FG%: .500 FT%: .000

2016-17 • Freshman

- Totaled 4 points and 3 boards vs. Valparaiso
- Scored 9 points on 4 of 6 shooting against Coppin State

- Served a mission for The Church of Jesus Christ of Latter-day Saints in Panama

Before BYU

- Played for Gary Ernst at Mountain View High School
- As a senior in 2013-14 led Mountain View to a 21-8 record while averaging 16.5 points and 13.0 rebounds as a senior
- Earned second-team Division I All-Arizona honors from AZcentral.com and first-team All-Tribune by the East Valley Tribune
- Named Mesa All-City Boys co-MVP and earned first-team honors
- As a junior in 2012-13 led Mountain View to an 18-11 record while averaging 18.1 points, 10.9 rebounds, 3.0 assists and 2.0 blocks
- Named second-team Division I All-Arizona by AZcentral.com and first-team All-Tribune by the East Valley Tribune
- Helped Mountain View to a 21-8 record as a sophomore
- As a sophomore in 2011-12 earned honorable mention All-Arizona Division I honors from AZcentral.com
- Named honorable mention All-Tribune by the East Valley Tribune
- Named a four-star recruit by ESPN, Scout and Rivals
- National overall recruiting rankings: 98th by ESPN, 100th by Rivals
- National position recruiting rankings: 12th by ESPN, 18th by Scout
- Also recruited by Arizona, Arizona State, Florida, Ohio State, Virginia, Kansas, Utah

Personal

- Parents are Kristen and David Dastrup
- Has two sisters

2016-17 GAME-BY-GAME

Opponent	Date	GS	Min	FG	FGA	Pct	3FG	FGA	Pct	FT	FTA	Pct	Off	Def	TR	Avg	PF	FO	A	TO	Blk	Stl	Pts	Avg	
Princeton	11/14/16												DNP												
Coppin State	11/17/16		7	4	6	.667	1	1	1.000	0	0	.000	0	2	2	2.0	3	0	0	1	0	0	9	9.0	
Coastal Carolina	11/19/16		2	0	2	.000	0	1	.000	0	0	.000	0	0	0	1.0	0	0	0	0	0	0	0	4.5	
vs. Saint Louis	11/21/16		2	0	0	.000	0	0	.000	0	0	.000	0	4	4	2.0	0	0	0	0	0	0	0	3.0	
vs. Valparaiso	11/23/16		8	2	4	.500	0	0	.000	0	0	.000	2	1	3	2.3	1	0	0	0	0	0	4	3.3	
Utah Valley	11/26/16		2	0	0	.000	0	0	.000	0	0	.000	1	1	2	2.2	0	0	0	1	0	0	0	2.6	
vs. Utah State	11/30/16																								
vs. USC	12/03/16																								
Weber State	12/07/16																								
Colorado	12/10/16																								
vs. Illinois	12/17/16																								
Idaho State	12/20/16																								
CSU Bakersfield	12/22/16																								
Santa Clara	12/29/16																								
at Loyola Marymount	12/31/16																								
at Saint Mary's	01/05/17																								
Pacific	01/07/17																								
San Francisco	01/12/17																								
at San Diego	01/14/17																								
Pepperdine	01/19/17																								
at Pacific	01/21/17																								
at Santa Clara	01/26/17																								
Loyola Marymount	01/28/17																								
Gonzaga	02/02/17																								
Portland	02/04/17																								
at Pepperdine	02/09/17																								
at San Francisco	02/11/17																								
San Diego	02/16/17																								
Saint Mary's	02/18/17																								
at Portland	02/23/17																								
at Gonzaga	02/25/17																								
Totals			0	21	6	12	.500	1	2	.500	0	0	.000	3	8	11	2.2	4	0	0	2	0	0	13	2.6

CAREER STATISTICS (ALL GAMES)

Year	GP	GS	Min	Avg	FG	FGA	Pct	3FG	FGA	Pct	FT	FTA	Pct	Off	Def	TR	Avg	PF	FO	A	TO	Blk	Stl	Pts	Avg
2016-17	5	0	21	4.2	6	12	.500	1	2	.500	0	0	.000	3	8	11	2.2	4	0	0	2	0	0	13	2.6
TOTAL	5	0	21	4.2	6	12	.500	1	2	.500	0	0	.000	3	8	11	2.2	4	0	0	2	0	0	13	2.6

CAREER STATISTICS (CONFERENCE GAMES)

Year	GP	GS	Min	Avg	FG	FGA	Pct	3FG	FGA	Pct	FT	FTA	Pct	Off	Def	TR	Avg	PF	FO	A	TO	Blk	Stl	Pts	Avg
2016-17																									
TOTAL																									

#21 • KYLE DAVIS
6-8 • 225 • SR • FORWARD



DRAPER, UTAH
UTAH STATE

2016-17 SEASON — PPG: 10.2 RPG: 4.8 APG: 1.3 BPG: 1.0 SPG: 0.7 FG%: .595 3FG%: .000 FT%: .647

2016-17 • Senior

- A team captain
- Shot 10 of 13 from the field for 22 points, 3 rebounds, 2 assists, 1 block and 2 steals
- Hit 4 of 5 from the field for 8 points, 6 rebounds, 2 assists, 1 block and 1 steal vs. Coastal Carolina
- Posted 7 points, 5 rebounds and 2 blocks against Princeton

2015-16 • Junior

- WCC Player of the Week (Nov. 16)
- Named Academic All-West Coast Conference
- Received the Academic Excellence Award at the team banquet
- Nationally was ranked 84th in total rebounds, 98th in total blocks, 109th in double-doubles, 137th in blocks per game and 155th in rebounds per game
- In the WCC was 3rd in blocks, 4th in field goal percentage, 5th in defensive rebounds, 6th in rebounding and 19th in scoring
- Finished the 2015-16 season 7th all-time for blocks in a single season at BYU
- Posted season highs of 23 points (Harvard), 20 rebounds (Utah Valley), 4 assists (twice), 3 steals (Pepperdine) and 4 blocks (twice)
- Scored in double figures 28 times and 20-plus points 4 times
- Had 8 double-doubles and 8 games with double-digit rebounds
- Had 3-plus steals once and 3-plus blocks 4 times
- Led the team in scoring twice, rebounds 15 times and assists once

In 2014-15 • Redshirt

- Sat out 2014-15 due to NCAA transfer rules

Before BYU

- Started 27 of 29 games played in 2013-14 as a sophomore at Utah State
- Averaged 9.1 points and 7.6 rebounds, had a team-high 37 blocks and shot 50.3 percent from the field
- Posted 7 double-doubles and had season highs of 18 points, 15 rebounds (twice), 3 blocks (7 times) and 5 assists
- Played as a freshman at Southern Utah in 2010-11 prior to serving a two-year LDS mission
- Averaged 8.5 points, a team-high 5.3 rebounds and 1.0 block per game and shot 55.4 percent from the field
- Posted season highs of 21 points, 14 rebounds, 5 assists and 3 blocks
- Led Alta High School to the 5A state title and was named tournament MVP in 2010
- Averaged 18.5 points, 7.6 rebounds, 1.4 blocks, 1.5 steals and 1.3 assists as a senior
- Was named 2010 5A MVP and Region 4 MVP

Personal

- Parents are Mark and Debbie Davis
- Wife's name is Kelli and they have a son, Graham
- Has one brother and two sisters
- Served a mission for The Church of Jesus Christ of Latter-day Saints in Detroit

2016-17 SEASON HIGHS

PTS	22 vs. Saint Louis – 11/19/16
1st H	8, twice, last vs. Saint Louis – 11/19/16
2nd H	14 vs. Saint Louis – 11/19/16
REB	6, twice, last vs. Coastal Carolina, 11/19/16
AST	2, 3 times, last vs. Valparaiso – 11/23/16
STL	2 vs. Saint Louis – 11/19/16
BLK	2 vs. Princeton – 11/14/16
FGM	10 vs. Saint Louis – 11/19/16
FGA	13 vs. Saint Louis – 11/19/16
3PM	–
3PA	–
FTM	3, 3 times, last vs. Utah Valley – 11/26/16
FTA	6 vs. Princeton – 11/14/16

CAREER HIGHS

PTS	23 vs. Harvard – 12/22/15
1st H	11 vs. UVU – 11/13/15
2nd H	19 vs. Harvard – 12/22/15
REB	20 vs. UVU – 11/13/15
AST	4, twice, last vs. CMU – 12/18/15
STL	3 at Pepperdine – 01/23/16
BLK	4, twice, last at Gonzaga – 01/14/16
FGM	10, twice, last vs. Saint Louis – 11/19/16
FGA	14 vs. Harvard – 12/22/15
3PM	1, 6 times, last vs. Pepperdine – 01/30/16
3PA	2 vs. UVU – 11/13/15
FTM	8 vs. San Francisco – 01/09/16
FTA	11 vs. San Francisco – 01/09/16

MISCELLANEOUS

	16-17	Career
Double-Figure Points	2 (1-1)	30 (22-8)
20-plus Points	1 (1-0)	5 (2-3)
Double-Figure Reb	–	8 (6-2)
Double-Doubles	–	8 (6-2)
3-plus Steals	–	1 (0-1)
3-plus Blocks	–	4 (3-1)
3-plus 3-point FG	–	–
Scoring Leader	1 (1-0)	3 (2-1)
Rebound Leader	–	15 (12-3)
Assist Leader	–	1 (0-1)

2016-17 GAME-BY-GAME

Opponent	Date	GS	Min	FG	FGA	Pct	3FG	FGA	Pct	FT	FTA	Pct	Off	Def	TR	Avg	PF	FO	A	TO	Blk	Stl	Pts	Avg	
Princeton	11/14/16	*	23	2	4	.500	0	0	.000	3	6	.500	1	4	5	5.0	4	0	0	3	2	0	7	7.0	
Coppin State	11/17/16	*	15	2	6	.333	0	0	.000	0	0	.000	1	5	6	5.5	2	0	1	2	0	1	4	5.5	
Coastal Carolina	11/19/16	*	21	4	5	.800	0	0	.000	0	1	.000	1	5	6	5.7	4	0	2	1	1	1	8	6.3	
vs. Saint Louis	11/21/16	*	26	10	13	.769	0	0	.000	2	3	.667	1	2	3	5.0	3	0	2	0	1	2	22	10.3	
vs. Valparaiso	11/23/16	*	28	3	5	.600	0	0	.000	3	3	1.000	0	3	3	4.6	3	0	2	4	1	0	9	10.0	
Utah Valley	11/26/16	*	24	4	9	.444	0	0	.000	3	4	.750	2	4	6	4.8	4	0	1	4	1	0	11	10.2	
vs. Utah State	11/30/16																								
vs. USC	12/03/16																								
Weber State	12/07/16																								
Colorado	12/10/16																								
vs. Illinois	12/17/16																								
Idaho State	12/20/16																								
CSU Bakersfield	12/22/16																								
Santa Clara	12/29/16																								
at Loyola Marymount	12/31/16																								
at Saint Mary's	01/05/17																								
Pacific	01/07/17																								
San Francisco	01/12/17																								
at San Diego	01/14/17																								
Pepperdine	01/19/17																								
at Pacific	01/21/17																								
at Santa Clara	01/26/17																								
Loyola Marymount	01/28/17																								
Gonzaga	02/02/17																								
Portland	02/04/17																								
at Pepperdine	02/09/17																								
at San Francisco	02/11/17																								
San Diego	02/16/17																								
Saint Mary's	02/18/17																								
at Portland	02/23/17																								
at Gonzaga	02/25/17																								
Totals			6	137	25	42	.595	0	0	.000	11	17	.647	6	23	29	4.8	20	0	8	14	6	4	61	10.2

CAREER STATISTICS (ALL GAMES)

Year	GP	GS	Min	Avg	FG	FGA	Pct	3FG	FGA	Pct	FT	FTA	Pct	Off	Def	TR	Avg	PF	FO	A	TO	Blk	Stl	Pts	Avg
2015-16	37	37	1001	27.1	175	321	.545	7	15	.467	82	136	.603	85	191	276	7.5	92	1	46	69	50	26	439	11.9
2016-17	6	6	137	22.8	25	42	.595	0	0	.000	11	17	.647	6	23	29	4.8	20	0	8	14	6	4	61	10.2
TOTAL	43	43	1138	26.5	200	363	.551	7	15	.467	93	153	.608	91	214	305	7.1	112	1	54	83	56	30	500	11.6

CAREER STATISTICS (CONFERENCE GAMES)

Year	GP	GS	Min	Avg	FG	FGA	Pct	3FG	FGA	Pct	FT	FTA	Pct	Off	Def	TR	Avg	PF	FO	A	TO	Blk	Stl	Pts	Avg
2015-16	18	18	446	24.8	82	156	.526	2	7	.286	39	64	.609	33	70	103	5.7	47	1	20	24	32	14	205	11.4
TOTAL	18	18	446	24.8	82	156	.526	2	7	.286	39	64	.609	33	70	103	5.7	47	1	20	24	32	14	205	11.4

#23 • YOELI CHILDS
6-8 • 225 • FR • FORWARD



SOUTH JORDAN, UTAH
BINGHAM HS

2016-17 SEASON — PPG: 5.7 RPG: 6.0 APG: 1.2 BPG: 1.3 SPG: 0.2 FG%: .625 3FG%: .000 FT%: .364

2016-17 • Freshman

- Has posted at least 1 block in all 6 games
- Scored 8 points and had 6 rebounds and 1 block vs. Utah Valley
- Had 6 points, 4 boards, 2 blocks and 2 steals vs. Saint Louis
- Posted 8 points, 15 rebounds, 3 assists, a block and a steal vs. Coppin State
- Debuted with 5 points, 6 rebounds and 1 block vs. Princeton

- Named the No. 4 recruit in Utah by ESPN
- Also recruited by Oregon, Oregon State and Stanford
- Played for the Utah Prospects AAU team coached by Tim Davis

Personal

- Mother is Kara Childs
- Has one brother

Before BYU

- Played for Jake Schroeder at Bingham High School
- As a senior in 2015-16 averaged 18.5 points, 10.7 rebounds and 2.4 assists and led Bingham to a record of 24-2 overall and 12-0 in district play and the 5A state title
- Named the 5A MVP by the Deseret News and first-team all-state by the Salt Lake Tribune in 2016
- Played in the Ballislife All-American Game
- As a junior in 2014-15 averaged 16.4 points, 10.7 rebounds and 2.4 assists and led Bingham to a record of 20-4 overall and 9-1 in district play and a trip to the 5A quarterfinals
- Named 5A first-team all-state by the Deseret News and the Salt Lake Tribune in 2015
- As a sophomore in 2013-14 averaged 11.1 points and 5.3 rebounds while helping Bingham to the 5A quarterfinals
- Named 5A third-team all-state by the Deseret News in 2014
- Ranked No. 53 in ESPN's top 100 for the class of 2016
- Named a four star recruit by ESPN and a three-star recruit by Scout and Rivals
- Ranked No. 16 nationally among centers by ESPN

2016-17 SEASON HIGHS

PTS	8, twice, last vs. Utah Valley – 11/26/16
1st H	4, twice, last vs. Utah Valley – 11/26/16
2nd H	4, 3 times, last vs. Utah Valley – 11/26/16
REB	15 vs. Coppin State – 11/17/16
AST	3 vs. Coppin State – 11/17/16
STL	1 vs. Coppin State – 11/17/16
BLK	2, twice, last vs. Valparaiso – 11/23/16
FGM	4, twice, last vs. Utah Valley – 11/26/16
FGA	7 vs. Utah Valley – 11/26/16
3PM	–
3PA	–
FTM	2 vs. Saint Louis – 11/19/16
FTA	4 vs. Princeton – 11/14/16

MISCELLANEOUS

	16-17	Career
Double-Figure Points	–	–
20-plus Points	–	–
Double-Figure Reb	1 (1-0)	1 (1-0)
Double-Doubles	–	–
3-plus Steals	–	–
3-plus Blocks	–	–
3-plus 3-point FG	–	–
Scoring Leader	–	–
Rebound Leader	1 (1-0)	1 (1-0)
Assist Leader	–	–

2016-17 GAME-BY-GAME

Opponent	Date	GS	Min	FG	FGA	Pct	3FG	FGA	Pct	FT	FTA	Pct	Off	Def	TR	Avg	PF	FO	A	TO	Blk	Stl	Pts	Avg	
Princeton	11/14/16		23	2	5	.400	0	0	.000	1	4	.250	0	6	6	6.0	2	0	0	1	1	0	5	5.0	
Coppin State	11/17/16		20	4	5	.800	0	0	.000	0	1	.000	3	12	15	10.5	2	0	3	5	1	1	8	6.5	
Coastal Carolina	11/19/16		19	2	2	1.000	0	0	.000	0	0	.000	0	3	3	8.0	0	0	1	2	1	0	4	5.7	
vs. Saint Louis	11/21/16		17	2	3	.667	0	0	.000	2	2	1.000	0	4	4	7.0	0	0	2	2	2	0	6	5.8	
vs. Valparaiso	11/23/16		11	1	2	.500	0	0	.000	1	2	.500	0	2	2	6.0	3	0	1	0	2	0	3	5.2	
Utah Valley	11/26/16		19	4	7	.571	0	0	.000	0	2	.000	1	5	6	6.0	2	0	0	0	1	0	8	5.7	
vs. Utah State	11/30/16																								
vs. USC	12/03/16																								
Weber State	12/07/16																								
Colorado	12/10/16																								
vs. Illinois	12/17/16																								
Idaho State	12/20/16																								
CSU Bakersfield	12/22/16																								
Santa Clara	12/29/16																								
at Loyola Marymount	12/31/16																								
at Saint Mary's	01/05/17																								
Pacific	01/07/17																								
San Francisco	01/12/17																								
at San Diego	01/14/17																								
Pepperdine	01/19/17																								
at Pacific	01/21/17																								
at Santa Clara	01/26/17																								
Loyola Marymount	01/28/17																								
Gonzaga	02/02/17																								
Portland	02/04/17																								
at Pepperdine	02/09/17																								
at San Francisco	02/11/17																								
San Diego	02/16/17																								
Saint Mary's	02/18/17																								
at Portland	02/23/17																								
at Gonzaga	02/25/17																								
Totals			0	109	15	24	.625	0	0	.000	4	11	.364	4	32	36	6.0	9	0	7	10	8	1	34	5.7

CAREER STATISTICS (ALL GAMES)

Year	GP	GS	Min	Avg	FG	FGA	Pct	3FG	FGA	Pct	FT	FTA	Pct	Off	Def	TR	Avg	PF	FO	A	TO	Blk	Stl	Pts	Avg
2016-17	6	0	109	18.2	15	24	.625	0	0	.000	4	11	.364	4	32	36	6.0	9	0	7	10	8	1	34	5.7
TOTAL	6	0	109	18.2	15	24	.625	0	0	.000	4	11	.364	4	32	36	6.0	9	0	7	10	8	1	34	5.7

CAREER STATISTICS (CONFERENCE GAMES)

Year	GP	GS	Min	Avg	FG	FGA	Pct	3FG	FGA	Pct	FT	FTA	Pct	Off	Def	TR	Avg	PF	FO	A	TO	Blk	Stl	Pts	Avg
2016-17																									
TOTAL																									

#24 • DAVIN GUINN
6-5 • 190 • JR • FORWARD



MURRIETA, CALIFORNIA
UC RIVERSIDE

2016-17 SEASON — PPG: 5.3 RPG: 1.5 APG: 0.3 BPG: 0.0 SPG: 0.5 FG%: .455 3FG%: .545 FT%: .857

2016-17 • Junior

- Hit 4 of 4 from the field, 3 of 3 from 3, for 11 points vs. Valparaiso
- Scored 7 points and added 5 boards and 1 steal vs. Saint Louis
- Hit a pair of 3-pointers for 6 points against Coastal Carolina
- Scored 5 points, hit 2 of 2 from the free-throw line vs. Coppin State
- Saw action in the season opener against Princeton

Personal

- Parents are Brad and Haley Guinn
- His grandfather played at Ricks College from 1961-63
- An Eagle Scout
- Served a mission for The Church of Jesus Christ of Latter-day Saints in Mexico

2015-16 • Sophomore

- Played in 9 games
- Posted season highs of 9 points (San Diego), 3 rebounds (Portland), 1 assist (Santa Clara) and 1 steal (LMU)
- Scored 9 points against San Diego while shooting 3 of 3 from the field

Before BYU

- Played his freshman season at UC Riverside in 2012-13
- Played in 20 games and started 4
- Averaged 4.4 points, 3.3 rebounds and added 8 assists, 3 blocks and 8 steals
- A three-year letter winner for Kurt Ruth and Andy Rucker at Vista Murrieta High School
- A two-time first-team All-League selection and first-team All-Valley selection
- First-team All-CIF as a senior and second-team All-CIF as a junior
- Vista Murrieta's all-time leading scorer
- Averaged 23.3 points and 9.3 rebounds as a senior
- Also ran track
- Three-time Academic All-League

2016-17 SEASON HIGHS

PTS	11 vs. Valparaiso – 11/23/16
1st H	2 vs. Valparaiso – 11/23/16
2nd H	9 vs. Valparaiso – 11/23/16
REB	5 vs. Saint Louis – 11/19/16
AST	1, twice, last vs. Valparaiso – 11/23/16
STL	1, 3 times, last vs. Utah Valley – 11/26/16
BLK	–
FGM	4 vs. Valparaiso – 11/23/16
FGA	5, twice, last vs. Utah Valley – 11/26/16
3PM	3 vs. Valparaiso – 11/23/16
3PA	3, twice, last vs. Valparaiso – 11/23/16
FTM	3 vs. Saint Louis – 11/19/16
FTA	3 vs. Saint Louis – 11/19/16

CAREER HIGHS

PTS	11 vs. Valparaiso – 11/23/16
1st H	2 vs. Valparaiso – 11/23/16
2nd H	9, twice, last vs. Valparaiso – 11/23/16
REB	5 vs. Saint Louis – 11/19/16
AST	1, 3 times, last vs. Valparaiso – 11/23/16
STL	1, 4 times, last vs. Utah Valley – 11/26/16
BLK	–
FGM	4 vs. Valparaiso – 11/23/16
FGA	5, twice, last vs. Utah Valley – 11/26/16
3PM	3 vs. Valparaiso – 11/23/16
3PA	3, twice, last vs. Valparaiso – 11/23/16
FTM	3 vs. Saint Louis – 11/19/16
FTA	4 vs. San Diego – 02/20/16

MISCELLANEOUS

	16-17	Career
Double-Figure Points	1 (0-1)	1 (0-1)
20-plus Points	–	–
Double-Figure Reb	–	–
Double-Doubles	–	–
3-plus Steals	–	–
3-plus Blocks	–	–
3-plus 3-point FG	1 (0-1)	1 (0-1)
Scoring Leader	–	–
Rebound Leader	–	–
Assist Leader	–	–

2016-17 GAME-BY-GAME

Opponent	Date	GS	Min	FG	FGA	Pct	3FG	FGA	Pct	FT	FTA	Pct	Off	Def	TR	Avg	PF	FO	A	TO	Blk	Stl	Pts	Avg	
Princeton	11/14/16		0	0	0	.000	0	0	.000	0	0	.000	0	0	0	0.0	0	0	0	0	0	0	0	0.0	
Coppin State	11/17/16		10	1	4	.250	1	2	.500	2	2	1.000	0	0	0	0.0	1	0	1	1	0	1	5	2.5	
Coastal Carolina	11/19/16		7	2	4	.500	2	3	.667	0	0	.000	0	0	0	0.0	0	0	1	0	0	0	6	3.7	
vs. Saint Louis	11/21/16		15	2	5	.400	0	1	.000	3	3	1.000	2	3	5	1.3	2	0	1	0	1	0	1	7	4.5
vs. Valparaiso	11/23/16		13	4	4	1.000	3	3	1.000	0	0	.000	1	1	2	1.4	1	0	1	0	0	0	11	5.8	
Utah Valley	11/26/16		20	1	5	.200	0	2	.000	1	2	.500	1	1	2	1.5	1	0	0	0	0	1	3	5.3	
vs. Utah State	11/30/16																								
vs. USC	12/03/16																								
Weber State	12/07/16																								
Colorado	12/10/16																								
vs. Illinois	12/17/16																								
Idaho State	12/20/16																								
CSU Bakersfield	12/22/16																								
Santa Clara	12/29/16																								
at Loyola Marymount	12/31/16																								
at Saint Mary's	01/05/17																								
Pacific	01/07/17																								
San Francisco	01/12/17																								
at San Diego	01/14/17																								
Pepperdine	01/19/17																								
at Pacific	01/21/17																								
at Santa Clara	01/26/17																								
Loyola Marymount	01/28/17																								
Gonzaga	02/02/17																								
Portland	02/04/17																								
at Pepperdine	02/09/17																								
at San Francisco	02/11/17																								
San Diego	02/16/17																								
Saint Mary's	02/18/17																								
at Portland	02/23/17																								
at Gonzaga	02/25/17																								
Totals			0	65	10	22	.455	6	11	.545	6	7	.857	4	5	9	1.5	5	0	2	3	0	3	32	5.3

CAREER STATISTICS (ALL GAMES)

Year	GP	GS	Min	Avg	FG	FGA	Pct	3FG	FGA	Pct	FT	FTA	Pct	Off	Def	TR	Avg	PF	FO	A	TO	Blk	Stl	Pts	Avg
2015-16	9	0	26	2.9	4	10	.400	1	3	.333	5	8	.625	5	5	10	1.1	1	0	1	1	0	1	14	1.6
2016-17	6	0	65	10.8	10	22	.455	6	11	.545	6	7	.857	4	5	9	1.5	5	0	2	3	0	3	32	5.3
TOTAL	15	0	91	6.1	14	32	.438	7	14	.500	11	15	.733	9	10	19	1.3	6	0	3	4	0	4	46	3.1

CAREER STATISTICS (CONFERENCE GAMES)

Year	GP	GS	Min	Avg	FG	FGA	Pct	3FG	FGA	Pct	FT	FTA	Pct	Off	Def	TR	Avg	PF	FO	A	TO	Blk	Stl	Pts	Avg
2015-16	8	0	25	3.1	4	10	.400	1	3	.333	5	8	.625	5	5	10	1.3	1	0	1	1	0	1	14	1.8
TOTAL	8	0	25	3.1	4	10	.400	1	3	.333	5	8	.625	5	5	10	1.3	1	0	1	1	0	1	14	1.8

#30 • TJ HAWS
6-4 • 170 • FR • GUARD



ALPINE, UTAH
LONE PEAK HS

2016-17 SEASON — PPG: 11.5 RPG: 3.0 APG: 2.8 BPG: 0.0 SPG: 1.2 FG%: .367 3FG%: .400 FT%: .765

2016-17 • Freshman

- Set a new career high with 7 assists vs. Utah Valley
- Has hit a 3-pointer in all five games this season
- Had 15 points, hit 3 of 5 from 3 and added 2 rebounds vs. Valparaiso
- Scored 11 points, hit 3 3-pointers and had 5 rebounds vs. Coppin State
- Scored 20 points, hit 3 3-pointers and had 3 steals vs. Princeton

Before BYU

- A four-time 5A Utah state champion (2011, 2012, 2013, 2014) and a 2013 MaxPreps.com National Champion playing for Quincy Lewis at Lone Peak High School
- Posted career totals of 1,896 points (18.4 ppg) and 264 3s
- As a senior in 2013-14 averaged 25.2 points, 3.5 rebounds, 5.2 assists and 1.8 steals and hit 95 3s while leading Lone Peak to a 23-3, 11-1 record in region play
- Named the 2014 Mr. Basketball by the Deseret News and the 2014 Utah Gatorade Player of the Year
- Received first-team all-state honors from the Deseret News and the Salt Lake Tribune
- Named the 2014 Valley Player of the Year by the Daily Herald
- Earned 2014 5A Tournament MVP honors
- As a junior in 2012-13 averaged 17.1 points, 3.4 rebounds, 4.6 assists, 1.9 steals and hit 64 3s as Lone Peak finished 26-1 overall and 10-0 in region play
- Named the 2012-13 5A MVP by the Deseret News, first-team all-state by the Salt Lake Tribune and All-Valley Offensive MVP by the Daily Herald

- As a sophomore in 2011-12 averaged 17.4 points, 4.6 rebounds, 1.9 assists and 1.5 steals and hit 59 3s as Lone Peak finished 22-3 overall and 9-1 in region play
- Named first-team all-state by the Deseret News and the Salt Lake Tribune and All-Valley by the Daily Herald
- Named the 2012 5A Tournament MVP
- As a freshman in 2010-11 averaged 13.8 points and hit 46 3s as Lone Peak finished 24-1 overall and 12-0 in region play
- Named second-team all-state by the Deseret News and Salt Lake Tribune, all-valley by the Daily Herald and first-team all-Region 4
- Competed in the NBPA Top 100 camp during the summer of 2013
- National overall recruiting rankings: 67th by ESPN, 57th by Scout, 70th by Rivals
- National position recruiting rankings: 13th by ESPN, 14th by Scout
- Played for DreamVision and Utah Reign during the AAU season

Personal

- Wife's name is Lauren
- Parents are Marty and Tiffanie Haws
- Brother Tyler (2009-10, 12-15) is BYU's all-time leading scorer with 2,720 career points
- His father Marty Haws played for BYU from 1986-90 and earned All-WAC honors
- Served a mission for The Church of Jesus Christ of Latter-day Saints in France

2016-17 SEASON HIGHS

PTS	20 vs. Princeton – 11/14/16
1st H	11 vs. Princeton – 11/14/16
2nd H	9 vs. Princeton – 11/14/16
REB	5 vs. Coppin State – 11/17/16
AST	7 vs. Utah Valley – 11/26/16
STL	3 vs. Princeton – 11/14/16
BLK	–
FGM	6 vs. Valparaiso – 11/23/16
FGA	12 vs. Coastal Carolina, 11/19/16
3PM	3, 3 times, last vs. Valparaiso – 11/23/16
3PA	7 vs. Coppin State – 11/17/16
FTM	7 vs. Princeton – 11/14/16
FTA	8 vs. Princeton – 11/14/16

MISCELLANEOUS

	16-17	Career
Double-Figure Points	3 (2-1)	3 (2-1)
20-plus Points	1 (1-0)	1 (1-0)
Double-Figure Reb	–	–
Double-Doubles	–	–
3-plus Steals	1 (1-0)	1 (1-0)
3-plus Blocks	–	–
3-plus 3-point FG	3 (2-1)	3 (2-1)
Scoring Leader	–	–
Rebound Leader	–	–
Assist Leader	1 (0-1)	1 (0-1)

2016-17 GAME-BY-GAME

Opponent	Date	GS	Min	FG	FGA	Pct	3FG	FGA	Pct	FT	FTA	Pct	Off	Def	TR	Avg	PF	FO	A	TO	Blk	Stl	Pts	Avg	
Princeton	11/14/16	*	35	5	11	.455	3	6	.500	7	8	.875	1	1	2	2.0	4	0	1	1	0	3	20	20.0	
Coppin State	11/17/16	*	22	4	8	.500	3	7	.429	0	0	.000	0	5	5	3.5	2	0	1	2	0	1	11	15.5	
Coastal Carolina	11/19/16	*	29	3	12	.250	1	3	.333	1	2	.500	0	4	4	3.7	1	0	5	2	0	0	8	13.0	
vs. Saint Louis	11/21/16	*	34	3	9	.333	2	5	.400	1	2	.500	1	2	3	3.5	1	0	3	5	0	2	9	12.0	
vs. Valparaiso	11/23/16	*	26	6	10	.600	3	5	.600	0	0	.000	0	2	2	3.2	3	0	0	1	0	0	15	12.6	
Utah Valley	11/26/16	*	29	1	10	.100	0	4	.000	4	5	.800	0	2	2	3.0	3	0	7	0	0	1	6	11.5	
vs. Utah State	11/30/16																								
vs. USC	12/03/16																								
Weber State	12/07/16																								
Colorado	12/10/16																								
vs. Illinois	12/17/16																								
Idaho State	12/20/16																								
CSU Bakersfield	12/22/16																								
Santa Clara	12/29/16																								
at Loyola Marymount	12/31/16																								
at Saint Mary's	01/05/17																								
Pacific	01/07/17																								
San Francisco	01/12/17																								
at San Diego	01/14/17																								
Pepperdine	01/19/17																								
at Pacific	01/21/17																								
at Santa Clara	01/26/17																								
Loyola Marymount	01/28/17																								
Gonzaga	02/02/17																								
Portland	02/04/17																								
at Pepperdine	02/09/17																								
at San Francisco	02/11/17																								
San Diego	02/16/17																								
Saint Mary's	02/18/17																								
at Portland	02/23/17																								
at Gonzaga	02/25/17																								
Totals			6	175	22	60	.367	12	30	.400	13	17	.765	2	16	18	3.0	14	0	17	11	0	7	69	11.5

CAREER STATISTICS (ALL GAMES)

Year	GP	GS	Min	Avg	FG	FGA	Pct	3FG	FGA	Pct	FT	FTA	Pct	Off	Def	TR	Avg	PF	FO	A	TO	Blk	Stl	Pts	Avg
2016-17	6	6	175	29.2	22	60	.367	12	30	.400	13	17	.765	2	16	18	3.0	14	0	17	11	0	7	69	11.5
TOTAL	6	6	175	29.2	22	60	.367	12	30	.400	13	17	.765	2	16	18	3.0	14	0	17	11	0	7	69	11.5

CAREER STATISTICS (CONFERENCE GAMES)

Year	GP	GS	Min	Avg	FG	FGA	Pct	3FG	FGA	Pct	FT	FTA	Pct	Off	Def	TR	Avg	PF	FO	A	TO	Blk	Stl	Pts	Avg
2016-17																									
TOTAL																									

#31 • BRAIDEN SHAW
6-9 • 210 • SO • FORWARD



EAGLE, IDAHO
EAGLE HS

2016-17 SEASON — PPG: 2.0 RPG: 1.2 APG: 0.0 BPG: 0.0 SPG: 0.4 FG%: .667 3FG%: .000 FT%: 1.000

2016-17 • Sophomore

- Set a new career high with 4 points on 2 of 2 shooting vs. Utah Valley
- Scored 2 points vs. Saint Louis
- Had 2 points and 2 boards vs. Coppin State

2015-16 • Freshman

- Played in 19 games
- Posted season highs of 3 points (Adams State), 3 rebounds (twice), 1 assist (3 times), 2 steals (San Diego) and 1 block (San Diego)
- Shot 50.0 percent from the field

Before BYU

- Played for Tom Seifert at Eagle High School
- Named second-team 5A All-Southern Idaho by the Idaho Statesman as a senior
- Averaged 15 points, 11 rebounds, 4 assists and 2 blocks as a senior
- Named the top recruit in the state of Idaho in the class of 2013 by ESPN.com
- Named to the 5A All-State Second Team by the Idaho Statesman
- Earned All-Southern Idaho Conference and SIC All-Academic Team honors
- Averaged 14 points and 9 rebounds as a junior at Eagle High School
- Also recruited by Boise State, Utah State and Utah
- Played for Hoop Dreams Idaho travel team coached by Ed Boyce

Personal

- Wife's name is Morgan

- Parents are Kelly and Launette Shaw
- Has two brothers and two sisters
- Served a mission for The Church of Jesus Christ of Latter-day Saints in Sacramento
- Father Kelly Shaw played for BYU's junior varsity squad in the 1980s

2016-17 SEASON HIGHS

PTS	4 vs. Utah Valley – 11/26/16
1st H	4 vs. Utah Valley – 11/26/16
2nd H	2, twice, last vs. Saint Louis – 11/19/16
REB	2, twice, last vs. Valparaiso – 11/23/16
AST	–
STL	1, twice, last vs. Utah Valley – 11/26/16
BLK	–
FGM	2 vs. Utah Valley – 11/26/16
FGA	3 vs. Saint Louis – 11/19/16
3PM	–
3PA	–
FTM	2 vs. Valparaiso – 11/23/16
FTA	2 vs. Valparaiso – 11/23/16

CAREER HIGHS

PTS	4 vs. Utah Valley – 11/26/16
1st H	4 vs. Utah Valley – 11/26/16
2nd H	3 vs. ASU – 11/20/15
REB	3, twice, last vs. Portland – 02/25/16
AST	1, 3 times, last vs. San Diego – 02/20/16
STL	2 vs. San Diego – 02/20/16
BLK	1 vs. San Diego – 02/20/16
FGM	1, 5 times, last vs. Saint Louis – 11/19/16
FGA	3 vs. Saint Louis – 11/19/16
3PM	–
3PA	–
FTM	2, 3 times, last vs. Valparaiso – 11/23/16
FTA	4 vs. UVU – 11/13/15

MISCELLANEOUS

	16-17	Career
Double-Figure Points	–	–
20-plus Points	–	–
Double-Figure Reb	–	–
Double-Doubles	–	–
3-plus Steals	–	–
3-plus Blocks	–	–
3-plus 3-point FG	–	–
Scoring Leader	–	–
Rebound Leader	–	–
Assist Leader	–	–

2016-17 GAME-BY-GAME

Opponent	Date	GS	Min	FG	FGA	Pct	3FG	FGA	Pct	FT	FTA	Pct	Off	Def	TR	Avg	PF	FO	A	TO	Blk	Stl	Pts	Avg	
Princeton	11/14/16																								
DNP																									
Coppin State	11/17/16		8	1	1	1.000	0	0	.000	0	0	.000	1	1	2	2.0	2	0	0	1	0	0	2	2.0	
Coastal Carolina	11/19/16		2	0	0	.000	0	0	.000	0	0	.000	0	1	1	1.5	0	0	0	0	0	0	0	1.0	
vs. Saint Louis	11/21/16		2	1	3	.333	0	0	.000	0	0	.000	0	0	0	1.0	0	0	0	0	0	0	2	1.3	
vs. Valparaiso	11/23/16		4	0	0	.000	0	0	.000	2	2	1.000	1	1	2	1.3	0	0	0	0	0	1	2	1.5	
Utah Valley	11/26/16		3	2	2	1.000	0	0	.000	0	0	.000	1	0	1	1.2	0	0	0	0	0	1	4	2.0	
vs. Utah State	11/30/16																								
vs. USC	12/03/16																								
Weber State	12/07/16																								
Colorado	12/10/16																								
vs. Illinois	12/17/16																								
Idaho State	12/20/16																								
CSU Bakersfield	12/22/16																								
Santa Clara	12/29/16																								
at Loyola Marymount	12/31/16																								
at Saint Mary's	01/05/17																								
Pacific	01/07/17																								
San Francisco	01/12/17																								
at San Diego	01/14/17																								
Pepperdine	01/19/17																								
at Pacific	01/21/17																								
at Santa Clara	01/26/17																								
Loyola Marymount	01/28/17																								
Gonzaga	02/02/17																								
Portland	02/04/17																								
at Pepperdine	02/09/17																								
at San Francisco	02/11/17																								
San Diego	02/16/17																								
Saint Mary's	02/18/17																								
at Portland	02/23/17																								
at Gonzaga	02/25/17																								
Totals			0	19	4	6	.667	0	0	.000	2	2	1.000	3	3	6	1.2	2	0	0	1	0	2	10	2.0

CAREER STATISTICS (ALL GAMES)

Year	GP	GS	Min	Avg	FG	FGA	Pct	3FG	FGA	Pct	FT	FTA	Pct	Off	Def	TR	Avg	PF	FO	A	TO	Blk	Stl	Pts	Avg
2015-16	19	0	56	2.9	3	6	.500	0	0	.000	6	12	.500	5	10	15	0.8	9	0	3	3	1	4	12	0.6
2016-17	5	0	19	3.8	4	6	.667	0	0	.000	2	2	1.000	3	3	6	1.2	2	0	0	1	0	2	10	2.0
TOTAL	24	0	75	3.1	7	12	.583	0	0	.000	8	14	.571	8	13	21	0.9	11	0	3	4	1	6	22	0.9

CAREER STATISTICS (CONFERENCE GAMES)

Year	GP	GS	Min	Avg	FG	FGA	Pct	3FG	FGA	Pct	FT	FTA	Pct	Off	Def	TR	Avg	PF	FO	A	TO	Blk	Stl	Pts	Avg
2015-16	12	0	30	2.5	2	3	.667	0	0	.000	3	6	.500	5	5	10	0.8	7	0	2	3	1	3	7	0.6
TOTAL	12	0	30	2.5	2	3	.667	0	0	.000	3	6	.500	5	5	10	0.8	7	0	2	3	1	3	7	0.6

#40 • JAMAL AYTES
6-6 • 235 • JR • FORWARD



SAN DIEGO, CALIFORNIA
UNLV

2016-17 SEASON — PPG: 4.7 RPG: 2.2 APG: 0.3 BPG: 0.2 SPG: 0.0 FG%: .714 3FG%: .000 FT%: .800

2016-17 • Junior

- Scored a career-best 12 points on 4 of 4 shooting from the field and 4 of 4 shooting from the free-throw line and had 5 boards vs. Saint Louis
- Had 4 points and 3 rebounds vs. Coastal Carolina
- Against Coppin State hit 3 of 3 from the field for 7 points
- Saw action in the opener against Princeton

2015-16 • Sophomore

- Played in 22 games
- Posted season highs of 11 points (Adams State), 6 rebounds (New Mexico), 1 steal (Santa Clara) and 1 block (Santa Clara)
- Shot 4 of 5 from the field for 8 points and 4 boards at Long Beach State
- Hit 5 of 7 from the field for 11 points against Adams State
- At the Diamond Head Classic averaged 7.0 points and shot 9 of 15 from the field

In 2014-15 • Redshirt

- Missed the season due to an ankle injury

In 2013-14 • Freshman/Transfer

- Played the fall semester at UNLV
- Transferred to BYU in January 2014 and sat out the rest of the season due to NCAA transfer rules

Before BYU

- Played for Joedy Gardner at JSerra Catholic High School in San Juan Capistrano, Calif.

- As a senior, averaged 17 points and 10 rebounds
- Named to the All-CIF Southern Division 4AA Team
- Ranked No. 66 nationally among power forwards by ESPN.com in the class of 2013
- Played AAU ball for the Dream Vision, coached by Clayton Williams
- Named MVP at the adidas Exclusive Run
- Played for UNLV in the fall of 2013 and averaged 2.8 points in 9.3 minutes

Personal

- Son of Franklin and Jacqueline Aytes
- Has six siblings: Franklin, Candace, Bianca, Rashaun, Malik and Jazzele

2016-17 SEASON HIGHS

PTS	12 vs. Saint Louis – 11/19/16
1st H	6 vs. Saint Louis – 11/19/16
2nd H	6 vs. Saint Louis – 11/19/16
REB	5 vs. Saint Louis – 11/19/16
AST	1, twice, last vs. Utah Valley – 11/26/16
STL	–
BLK	1 vs. Coppin State – 11/17/16
FGM	4 vs. Saint Louis – 11/19/16
FGA	4 vs. Saint Louis – 11/19/16
3PM	–
3PA	–
FTM	4 vs. Saint Louis – 11/19/16
FTA	4, twice, last vs. Valparaiso – 11/23/16

CAREER HIGHS

PTS	11 vs. ASU – 11/20/15
1st H	4 at Pacific – 01/02/16
2nd H	9 vs. ASU – 11/20/15
REB	6 vs. New Mexico – 12/23/15
AST	1, 5 times, last vs. Utah Valley – 11/26/16
STL	1 vs. Santa Clara – 01/07/16
BLK	1, twice, last vs. Coppin State – 11/17/16
FGM	5 vs. ASU – 11/20/15
FGA	7 vs. ASU – 11/20/15
3PM	–
3PA	–
FTM	4 vs. Saint Louis – 11/19/16
FTA	4, 4 times, last vs. Valparaiso – 11/23/16

MISCELLANEOUS

	16-17	Career
Double-Figure Points	1 (1-0)	2 (2-0)
20-plus Points	–	–
Double-Figure Reb	–	–
Double-Doubles	–	–
3-plus Steals	–	–
3-plus Blocks	–	–
3-plus 3-point FG	–	–
Scoring Leader	–	–
Rebound Leader	–	1 (1-0)
Assist Leader	–	–

2016-17 GAME-BY-GAME

Opponent	Date	GS	Min	FG	FGA	Pct	3FG	FGA	Pct	FT	FTA	Pct	Off	Def	TR	Avg	PF	FO	A	TO	Blk	Stl	Pts	Avg	
Princeton	11/14/16		0	0	0	.000	0	0	.000	0	0	.000	0	1	1	1.0	0	0	0	0	0	0	0.0		
Coppin State	11/17/16		11	3	3	1.000	0	0	.000	1	2	.500	2	0	2	1.5	4	0	0	1	1	0	7	3.5	
Coastal Carolina	11/19/16		11	2	3	.667	0	0	.000	0	0	.000	1	2	3	2.0	1	0	0	0	0	0	4	3.7	
vs. Saint Louis	11/21/16		13	4	4	1.000	0	0	.000	4	4	1.000	1	4	5	2.8	2	0	1	1	0	0	12	5.8	
vs. Valparaiso	11/23/16		10	1	2	.500	0	0	.000	3	4	.750	1	0	1	2.4	0	0	0	0	0	0	5	5.6	
Utah Valley	11/26/16		5	0	2	.000	0	0	.000	0	0	.000	0	1	1	2.2	2	0	1	0	0	0	0	4.7	
vs. Utah State	11/30/16																								
vs. USC	12/03/16																								
Weber State	12/07/16																								
Colorado	12/10/16																								
vs. Illinois	12/17/16																								
Idaho State	12/20/16																								
CSU Bakersfield	12/22/16																								
Santa Clara	12/29/16																								
at Loyola Marymount	12/31/16																								
at Saint Mary's	01/05/17																								
Pacific	01/07/17																								
San Francisco	01/12/17																								
at San Diego	01/14/17																								
Pepperdine	01/19/17																								
at Pacific	01/21/17																								
at Santa Clara	01/26/17																								
Loyola Marymount	01/28/17																								
Gonzaga	02/02/17																								
Portland	02/04/17																								
at Pepperdine	02/09/17																								
at San Francisco	02/11/17																								
San Diego	02/16/17																								
Saint Mary's	02/18/17																								
at Portland	02/23/17																								
at Gonzaga	02/25/17																								
Totals			0	50	10	14	.714	0	0	.000	8	10	.800	5	8	13	2.2	9	0	2	2	1	0	28	4.7

CAREER STATISTICS (ALL GAMES)

Year	GP	GS	Min	Avg	FG	FGA	Pct	3FG	FGA	Pct	FT	FTA	Pct	Off	Def	TR	Avg	PF	FO	A	TO	Blk	Stl	Pts	Avg
2015-16	22	0	186	8.5	28	52	.538	0	0	.000	11	22	.500	11	24	35	1.6	29	0	3	16	1	1	67	3.0
2016-17	6	0	50	8.3	10	14	.714	0	0	.000	8	10	.800	5	8	13	2.2	9	0	2	2	1	0	28	4.7
TOTAL	28	0	236	8.4	38	66	.576	0	0	.000	19	32	.594	16	32	48	1.7	38	0	5	18	2	1	95	3.4

CAREER STATISTICS (CONFERENCE GAMES)

Year	GP	GS	Min	Avg	FG	FGA	Pct	3FG	FGA	Pct	FT	FTA	Pct	Off	Def	TR	Avg	PF	FO	A	TO	Blk	Stl	Pts	Avg
2015-16	13	0	67	5.2	8	22	.364	0	0	.000	4	7	.571	6	13	19	1.5	9	0	1	9	1	1	20	1.5
TOTAL	13	0	67	5.2	8	22	.364	0	0	.000	4	7	.571	6	13	19	1.5	9	0	1	9	1	1	20	1.5

#44 • CORBIN KAUFUSI
6-10 • 260 • JR • CENTER



PROVO, UTAH
TIMPVIEW HS

2016-17 SEASON — PPG: 0.0 RPG: 0.0 APG: 0.0 BPG: 0.0 SPG: 0.0 FG%: .000 3FG%: .000 FT%: .000

2015-16 • Sophomore

- Named the Best Conditioned Post Player at the team banquet
- Played in 36 games and started 23
- Posted season highs of 17 points (Long Beach State), 10 rebounds (twice), 2 assists (San Diego), 2 steals (twice) and 4 blocks (twice)
- Had the 4th highest field goal percentage in a single season at BYU
- Scored in double figures 7 times, had double digit rebounds twice and had 2 double-doubles
- Had 3-plus blocks 4 times
- Led the team in scoring once and rebounds twice
- Had a double-double at Long Beach State with 17 points, 10 rebounds and 3 blocks
- Had a streak of 3-straight games with double figure scoring

Before BYU

- Coached by Perry Wildeboer at Timpview High School
- As a junior averaged 11.6 points while helping Timpview to a record of 19-6
- As a sophomore helped Timpview win the 4A state title and finish with a record of 19-7
- Played in the 2011 All-Valley Basketball All-Star Classic
- Played football and helped Timpview win state titles in 2008 and 2009
- Second-team all-state in football in 2011
- A member of the National Honor Society and a four-year academic honoree
- Also recruited by Stanford to play football

In 2014-15 • Freshman

- Played in 34 games and started the final 13 of the season
- Posted season highs of 9 points (Portland), 9 rebounds (Gonzaga), 1 assist (3 times), 2 steals (3 times) and 4 blocks (Saint Mary's)
- Had the 3rd-most blocks by a BYU freshman with 34 and the fifth-best blocks per game average by a BYU freshman at 1.0
- Totaled 8 points, 6 rebounds and 2 blocks vs. Chaminade
- Posted 7 points, 6 rebounds, 3 blocks and 2 steals at Gonzaga
- Had 7 points, 7 boards, 1 assist, 2 blocks and 2 steals vs. Santa Clara in the WCC tournament
- Scored a career-best 9 points and added 6 rebounds vs. Portland in the WCC tournament
- Had 3-plus blocks 3 times and led the team in rebounds once

Personal

- Also plays on the defensive line for the BYU football team
- Parents are Steve (an assistant coach on the BYU football team) and Michelle and has four siblings
- Brother Bronson played football (2012-15) at BYU and played basketball for the Cougars in 2012-13
- Bronson currently plays for the Baltimore Ravens in the NFL
- Served a two-year mission for The Church of Jesus Christ of Latter-day Saints in South Korea
- An Eagle Scout

2016-17 SEASON HIGHS

PTS	—
1st H	—
2nd H	—
REB	—
AST	—
STL	—
BLK	—
FGM	—
FGA	—
3PM	—
3PA	—
FTM	—
FTA	—

CAREER

PTS	17 at LBSU – 11/16/15
1st H	9, twice, last vs. MVSU – 11/25/15
2nd H	9 at Santa Clara – 02/13/16
REB	10, twice, last at San Francisco – 02/11/16
AST	1, 10 times, last at Santa Clara – 02/13/16
STL	2, 5 times, last vs. Gonzaga – 03/07/16
BLK	4, 3 times, last vs. MVSU – 11/25/15
FGM	7, twice, last vs. ASU – 11/20/15
FGA	10 at LBSU – 11/16/15
3PM	—
3PA	—
FTM	8 vs. Pepperdine – 01/30/16
FTA	10, twice, last at San Francisco – 02/11/16

MISCELLANEOUS

	16-17	Career
Double-Figure Points	—	7 (6-1)
20-plus Points	—	—
Double-Figure Reb	—	2 (1-1)
Double-Doubles	—	2 (1-1)
3-plus Steals	—	—
3-plus Blocks	—	7 (6-1)
3-plus 3-point FG	—	—
Scoring Leader	—	1 (0-1)
Rebound Leader	—	3 (1-2)
Assist Leader	—	—

2016-17 GAME-BY-GAME

Opponent	Date	GS	Min	FG	FGA	Pct	3FG	FGA	Pct	FT	FTA	Pct	Off	Def	TR	Avg	PF	FO	A	TO	Blk	Stl	Pts	Avg
Princeton	11/14/16																							DNP
Coppin State	11/17/16																							DNP
Coastal Carolina	11/19/16																							DNP
vs. Saint Louis	11/21/16																							DNP
vs. Valparaiso	11/23/16																							DNP
Utah Valley	11/26/16																							DNP
vs. Utah State	11/30/16																							
vs. USC	12/03/16																							
Weber State	12/07/16																							
Colorado	12/10/16																							
vs. Illinois	12/17/16																							
Idaho State	12/20/16																							
CSU Bakersfield	12/22/16																							
Santa Clara	12/29/16																							
at Loyola Marymount	12/31/16																							
at Saint Mary's	01/05/17																							
Pacific	01/07/17																							
San Francisco	01/12/17																							
at San Diego	01/14/17																							
Pepperdine	01/19/17																							
at Pacific	01/21/17																							
at Santa Clara	01/26/17																							
Loyola Marymount	01/28/17																							
Gonzaga	02/02/17																							
Portland	02/04/17																							
at Pepperdine	02/09/17																							
at San Francisco	02/11/17																							
San Diego	02/16/17																							
Saint Mary's	02/18/17																							
at Portland	02/23/17																							
at Gonzaga	02/25/17																							
Totals																								

CAREER STATISTICS (ALL GAMES)

Year	GP	GS	Min	Avg	FG	FGA	Pct	3FG	FGA	Pct	FT	FTA	Pct	Off	Def	TR	Avg	PF	FO	A	TO	Blk	Stl	Pts	Avg
2014-15	34	13	560	16.5	36	64	.563	0	0	.000	43	70	.614	57	76	133	3.9	117	5	3	34	34	11	115	3.4
2015-16	36	23	579	16.1	79	129	.612	0	0	.000	47	79	.595	62	99	161	4.5	98	3	10	37	42	13	205	5.7
2016-17																									
TOTAL	70	36	1139	16.3	115	193	.596	0	0	.000	90	149	.604	119	175	294	4.2	215	8	13	71	76	24	320	4.6

CAREER STATISTICS (CONFERENCE GAMES)

Year	GP	GS	Min	Avg	FG	FGA	Pct	3FG	FGA	Pct	FT	FTA	Pct	Off	Def	TR	Avg	PF	FO	A	TO	Blk	Stl	Pts	Avg
2014-15	18	9	319	17.7	18	32	.563	0	0	.000	16	28	.571	29	41	70	3.9	69	4	1	12	24	4	52	2.9
2015-16	18	6	262	14.6	29	47	.617	0	0	.000	30	47	.638	30	54	84	4.7	45	0	4	14	17	3	88	4.9
TOTAL	36	15	581	16.1	47	79	.595	0	0	.000	46	75	.613	59	95	154	4.3	114	4	5	26	41	7	140	3.9

5 players scored in double figures

03/22/16 vs. Creighton, Seljaas 19, Davis 18, Emery 17, Fischer 15, Collinsworth 10

6 players scored in double figures

02/25/16 vs. Portland, Fischer 21, Emery 18, Collinsworth 14, Chatman 13, Davis 11, Seljaas 10

No players scored in double figures

02/21/05 at Air Force, 39-70 L

One player recorded a double-double

11/21/16 vs. Saint Louis
Eric Mika, 20 points, 10 rebounds

Two players recorded a double-double

01/21/16 at Loyola Marymount
Kyle Collinsworth, 10 points, 13 rebounds, 15 assists
Kyle Davis, 14 points, 13 rebounds

One player recorded a triple-double

03/16/16 vs. UAB
Kyle Collinsworth, 19 points, 10 rebounds, 12 assists

Two double-digit rebounders

01/21/16 at Loyola Marymount
Davis 13, Collinsworth 13

Six players had 5 or more rebounds

01/28/16 vs. LMU, Austin 7, Chatman 7, Fischer 6, K. Collinsworth 5, J. Hartsock 5, Seljaas 5

Five players had 6 or more rebounds

11/20/10 vs. Chicago State, Abouo-8, K. Collinsworth-7, Rogers-7, Anderson-6, C. Collinsworth-6, Davies-6

Four players had 9 or more rebounds

12/30/06 vs. Seton Hall, Cummarard-12, Plaisted-9, Young-9, Ainge-9

Two players fouled out

11/26/16 vs. Utah Valley
Kyle Davis, L.J. rose

Three or more players fouled out

01/03/09 vs. Wake Forest
Chris Miles, Gavin MacGregor, Charles Abouo

A BYU player received a technical foul

11/24/16 vs. Valparaiso, TJ Haws

An opponent player received a technical foul

11/26/16 vs. Utah Valley, Brandon Randolph

BYU coach received a technical foul

03/10/15 vs. Gonzaga, Dave Rose

An opponent coach received a technical foul

01/29/15 vs. San Francisco, Rex Walters

A BYU player ejected from a game

12/02/15 at Utah, Nick Emery (flagrant 2 foul)

An opponent player ejected from a game

02/01/14 vs. Saint Mary's, Garrett Jackson (flagrant 2 foul)

A coach ejected from the game

11/30/05 vs. Lamar (at Delta Center)
Lamar coach Billy Tubbs (2 technical fouls)

AT LEAST two players scored 20+ points

11/26/16 vs. Utah Valley, Emery 37, Mika 22

Three players scored 20+ points

01/09/16 vs. San Francisco, Fischer 25, Emery 21, Seljaas 20

Four players scored 20+ points

01/13/79 vs. New Mexico, D. Ainge-27, Scott Runia-25, Devin Durrant-20, Alan Taylor-20

Two players scored 25+ points

11/28/15 vs. Belmont, Emery 27, Collinsworth 26

A player scored 30+ points

11/26/16 vs. Utah Valley, Nick Emery 37

A player scored 40+ points

12/23/15 vs. New Mexico, Chase Fischer 41

A player attempted 20 or more field goals

11/26/16 vs. Utah Valley, Nick Emery 28

A player had 5 or more steals

03/29/16 vs. Valparaiso, Collinsworth 5

A player had double-digit assists

03/18/16 vs. Virginia Tech, Kyle Collinsworth 10

A player made double-digit free throws

11/14/16 vs. Princeton, Eric Mika (12-13)

A player shot 100% at the free throw line (min. 8 atts)

02/06/16 vs. Pacific, Chase Fischer (14-14)

A player shot 100% from the floor (min. 5 atts)

11/26/16 vs. Utah Valley, Eric Mika (8-8)

A player shot 100% on threes (min. 3 atts)

11/23/16 vs. Valparaiso, Davin Guinn (3-3)

Did not make a three

03/08/14 vs. Loyola Marymount (0-12)

Last time opponent did not make a three

02/20/16 vs. San Diego (0-20)

BYU had six or fewer turnovers

01/07/16 vs. Santa Clara, 6

BYU committed 25-plus turnovers

12/15/07 vs. Pepperdine, 86-67 W (29)

BYU committed 11 or less team fouls in a game

11/19/16 vs. Virginia Tech

BYU scored 90 points

11/26/16 vs. Utah Valley, 101

BYU scored 100 points

11/26/16 vs. Utah Valley, 101

BYU scored 110 points

02/11/16 at San Francisco, 114

BYU scored less than 50 points in a game

1/15/08 at UNLV 41-70 L

Held opponent to less than 50 points in a game

02/20/16 vs. San Diego 91-33 W

BYU scored less than 40 points in a game

2/21/05 at Air Force 39-70 L

Held opponent to less than 40 points in a game

02/20/16 vs. San Diego 91-33 W

Shot 60% from the field

01/03/15 at San Francisco (.600) 33-55

Opponent shot 60% from the field

12/22/05 at Utah State (.600) 36-60

Shot 70% from the field in a half

02/20/16 vs. San Diego (.714) 20-28

Did not miss a 2-point FG attempt in a half

02/23/04 vs. Air Force, 13-13 inside the arc, (14-17, .824 overall)

Shot less than 30% from the field

02/21/05 at Air Force, (.280), 14-50

Shot 100% from the free throw line

11/26/11 vs. Wisconsin (11-11)

Shot 90% from the free throw line (at least 10 attempts)

12/25/15 vs. Northern Iowa, (.905), 19-21

Shot less than 50% from the free throw line

11/16/15 at Long Beach State, (.381), 8-21

Shot 60% on 3-pointers

02/11/16 at San Francisco (.630), 17-27

Shot 70% on 3-pointers

12/11/13 vs. Prairie View A&M (.714), 10-14

Opponent scored less than 20 points in the 1st half

02/20/16 vs. San Diego, 11 (39-11, 91-33 W)

Opponent scored less than 20 points in the 2nd half

01/10/13 vs. Pepperdine, 16 (46-16, 76-51 W)

BYU scored less than 20 points in the 1st half

02/21/05 at Air Force, 13 (BYU trailed 13-37)

BYU scored less than 20 points in the 2nd half

01/15/00 vs. Utah, 19

Opponent scored 50 or more points in a half

11/26/16 vs. Utah Valley (60, second half)

BYU scored 50 or more points in the first half

11/26/16 vs. Utah Valley, 52

BYU scored 50 or more points in the second half

11/21/16 vs. Saint Louis, 52

BYU scored 60 or more points in the first half

11/25/14 vs. Chaminade, 66

BYU scored 60 or more points in the second half

12/2/14 at Utah State, 60

Won by 60 or more points (largest margin ever)

12/22/06 vs. W. Oregon (62) 102-40

Won by 50 or more points

02/20/16 vs. San Diego (58) 91-33

Won by 40 or more points

02/20/16 vs. San Diego (58) 91-33

Won by 30 or more points

11/21/16 vs. Saint Louis (30) 92-62

Won by 25 or more points

11/21/16 vs. Saint Louis (30) 92-62

Lost by 35-plus points

11/22/04 vs. North Carolina (36) 86-50

Lost by 30-plus points

2/21/05 at Air Force (31) 39-70

Lost by 25-plus points

01/15/08 at UNLV (29) 70-41

Played an overtime game

12/22/15 vs. Harvard, 82-85 L (OT)

Won in single overtime

12/23/14 vs. UMass, 77-71 W (OT)

Lost in overtime

12/22/15 vs. Harvard, 82-85 L (OT)

Played a double OT game

11/24/14 vs. San Diego State, 87-92 L (2OT)

Played a triple OT game

01/23/14 at Portland, 114-110 L (3OT)

Won 15-straight games

2009-10 (15)

Won 10-straight games

2010-11 (10)

Lost 3-straight games

2013-14 @ Oregon, @ LMU, @ Pepperdine

Lost 4-straight games

2013-14 @ Utah, @ Oregon, @ LMU, @ Pepperdine

Lost 5-straight games

2004-05 @ UNM, @ AFA, @ Utah, UNLV, vs. UNM (at MWC)

Lost 9-straight games

1997-98

Lost 10-straight games

1996-97 (21) - school record

Played an NCAA tournament game

03/20/14 vs. Oregon-NCAA 2nd Round, 68-87

Won an NCAA tournament game

03/13/12 vs. Iona-NCAA 1st Round, 78-72

Won two NCAA tournament games

1980-81 Princeton 60-51, UCLA 78-55, Notre Dame 51-50, then lost to Virginia 60-74
2010-11 Wofford 74-66, Gonzaga 89-67

Won three NCAA Tournament games

1980-81 Princeton 60-51, UCLA 78-55, Notre Dame 51-50, then lost to Virginia 60-74

Played in the NIT

03/29/16 vs. Valparaiso, 70-72 L

Won an NIT game

03/22/16 vs. Creighton, 88-82 W

Won two NIT games

2015-16 UAB 97-79, Virginia Tech 80-77, Creighton 88-82

Won three NIT games

2015-16 Advanced to NIT semifinals
2012-13 Advanced to NIT semifinals
1965-66 NIT CHAMPIONS
1950-51 NIT CHAMPIONS

Won a conference tournament

2000-01

Won a regular season conference title

2010-11

Won a conference regular season outright

2007-08

Defeated a ranked team

02/04/16 vs. Saint Mary's (rv/25), 70-59

Defeated a ranked team at home

02/04/16 vs. Saint Mary's (rv/25), 70-59

Defeated a ranked team on the road

01/15/16 at Gonzaga (25/21), 69-68

Was ranked in the top 25 AP Poll

03/14/11 Ranked 10th

Was ranked in the top 25 Coaches Poll

03/29/11 Ranked 13th

Finished season ranked in the top 25 polls

2010-11 10th (AP), 13th (Coaches)

Official Basketball Box Score -- Game Totals -- Final Statistics
Princeton vs BYU
11/14/16 8:01 p.m. at Provo, Utah, Marriott Center

Princeton 73 • 0-1
Player stats for Princeton vs BYU including FG, 3-Ptr, FT, Rebounds, PF, TP, A TO Blk Stl, Min. Summary statistics at bottom.

BYU 82 • 1-0
Player stats for BYU vs Princeton including FG, 3-Ptr, FT, Rebounds, PF, TP, A TO Blk Stl, Min. Summary statistics at bottom.

Officials: Michael Irving, Gregory Nixon, Jimmy Casas
Technical fouls: Princeton-None. BYU-None.
Attendance: 15926

Score by periods table showing 1st, 2nd, and Total scores for Princeton and BYU.

Official Basketball Box Score -- Game Totals -- Final Statistics
Coppin State vs BYU
11/17/16 7:05 p.m. at Provo, Utah, Marriott Center

Coppin State 59 • 0-4, 0-0
Player stats for Coppin State vs BYU including FG, 3-Ptr, FT, Rebounds, PF, TP, A TO Blk Stl, Min. Summary statistics at bottom.

BYU 96 • 2-0, 0-0
Player stats for BYU vs Coppin State including FG, 3-Ptr, FT, Rebounds, PF, TP, A TO Blk Stl, Min. Summary statistics at bottom.

Officials: Frank Harvey III, Kelly Pfeiffer, Jim Schipper
Technical fouls: Coppin State-None. BYU-None.
Attendance: 12444

Score by periods table showing 1st, 2nd, and Total scores for Coppin State and BYU.

Points in Paint table showing points in paint, free throws, and fouls for Coppin State and BYU.

Score tied - 0 times.
Lead changed - 0 times.

Official Basketball Box Score -- Game Totals -- Final Statistics
Coastal Carolina vs BYU
11/19/16 7:35 p.m. at Provo, Utah, Marriott Center

Coastal Carolina 65 • 1-3, 0-0
Player stats for Coastal Carolina vs BYU including FG, 3-Ptr, FT, Rebounds, PF, TP, A TO Blk Stl, Min. Summary statistics at bottom.

BYU 81 • 3-0, 0-0
Player stats for BYU vs Coastal Carolina including FG, 3-Ptr, FT, Rebounds, PF, TP, A TO Blk Stl, Min. Summary statistics at bottom.

Officials: Randy McCall, Kevin Brill, Jeff Wooten
Technical fouls: Coastal Carolina-None. BYU-None.
Attendance: 15003

Score by periods table showing 1st, 2nd, and Total scores for Coastal Carolina and BYU.

Points in Paint table showing points in paint, free throws, and fouls for Coastal Carolina and BYU.

Score tied - 0 times.
Lead changed - 0 times.

Official Basketball Box Score -- Game Totals -- Final Statistics
BYU vs Saint Louis
11-21-16 6:30 PM at MGM Grand Garden Arena (Las Vegas, NV)

BYU 92 • 4-0
Player stats for BYU vs Saint Louis including FG, 3-Ptr, FT, Rebounds, PF, TP, A TO Blk Stl, Min. Summary statistics at bottom.

Saint Louis 62 • 2-2
Player stats for Saint Louis vs BYU including FG, 3-Ptr, FT, Rebounds, PF, TP, A TO Blk Stl, Min. Summary statistics at bottom.

Officials: Tom O'Neill, Kelly Self, Marques Pettigrew
Technical fouls: BYU-None. Saint Louis-None.
Attendance:
Men Who Speak Up Main Event - Heavyweight Semifinal 1

Score by periods table showing 1st, 2nd, and Total scores for Saint Louis and BYU.

Points in Paint table showing points in paint, free throws, and fouls for Saint Louis and BYU.

Score tied - 0 times.
Lead changed - 0 times.

Official Basketball Box Score -- Game Totals -- Final Statistics
Valparaiso vs BYU
11/23/16 9:00 PM at MGM Grand Garden Arena (Las Vegas, NV)

Valparaiso 92 • 5-1

#	Player	Total			3-Ptr			Rebounds			PF	TP	A	TO	Blk	Stl	Min
		FG-FGA	FT-FTA	Reb Tot	FG-FGA	FT-FTA	Off	Def	Off	Def							
02	WALKER, Tevonn	* 4-9	3-6	2-2	1	4	5	4	13	1	3	0	1	21			
11	HAMMINK, Shane	* 8-13	0-2	7-9	0	2	2	2	23	3	3	0	1	37			
15	WILLIAMS, Lexus	* 3-7	2-5	4-5	1	2	3	2	12	3	0	0	0	31			
23	ADEKOYA, Jubril	* 5-9	2-4	0-0	0	8	8	4	12	1	2	0	0	32			
25	PETERS, Alec	* 7-19	1-4	11-12	3	9	12	4	26	1	4	0	3	39			
01	BRADFORD, Micah	0-0	0-0	0-0	0	0	0	0	0	0	0	0	0	2			
03	JOSEPH, Max	1-6	1-2	3-6	5	3	8	4	6	5	2	2	0	29			
14	SOROLLA, Jaume	0-0	0-0	0-0	0	0	0	3	0	0	1	0	0	6			
21	SMITS, Derrick	0-1	0-0	0-0	0	0	0	0	0	0	0	0	0	3			
	Team				3	1	4										
Totals		28-64	9-23	27-34	13	29	42	23	92	14	15	2	5	200			

FG % 1st Half: 15-33 45.5% 2nd half: 13-31 41.9% Game: 28-64 43.8% Deadball Rebounds 4
 3FG % 1st Half: 4-11 36.4% 2nd half: 5-12 41.7% Game: 9-23 39.1%
 FT % 1st Half: 10-12 83.3% 2nd half: 17-22 77.3% Game: 27-34 79.4%

BYU 89 • 4-1

#	Player	Total			3-Ptr			Rebounds			PF	TP	A	TO	Blk	Stl	Min
		FG-FGA	FT-FTA	Reb Tot	FG-FGA	FT-FTA	Off	Def	Off	Def							
04	EMERY, Nick	* 5-16	4-8	4-5	1	3	4	4	18	3	2	1	3	33			
05	ROSE, L.J.	* 0-6	0-2	2-2	0	7	7	3	2	6	1	0	0	33			
12	MIKA, Eric	* 3-7	0-1	7-8	1	2	3	4	13	1	2	1	0	19			
21	DAVIS, Kyle	* 3-5	0-0	3-3	0	3	3	3	9	2	4	1	0	28			
30	HAWS, TJ	* 6-10	3-5	0-0	0	2	2	3	15	0	1	0	0	26			
03	BRYANT, Elijah	1-4	0-3	5-6	0	1	1	3	7	1	3	0	1	15			
15	DASTRUP, Payton	2-4	0-0	0-0	2	1	3	1	4	0	0	0	0	8			
23	CHILDS, Yoeli	1-2	0-0	1-2	0	2	2	3	3	1	0	2	0	11			
24	GUINN, Davin	4-4	3-3	0-0	1	1	2	1	11	1	0	0	0	13			
31	SHAW, Braiden	0-0	0-0	2-2	1	1	2	0	2	0	0	0	1	4			
40	AYTES, Jamal	1-2	0-0	3-4	1	0	1	0	5	0	0	0	0	10			
	Team				0	3	3										
Totals		26-60	10-22	27-32	7	26	33	25	89	15	13	5	5	200			

FG % 1st Half: 15-35 42.9% 2nd half: 11-25 44.0% Game: 26-60 43.3% Deadball Rebounds 3
 3FG % 1st Half: 5-13 38.5% 2nd half: 5-9 55.6% Game: 10-22 45.5%
 FT % 1st Half: 11-13 84.6% 2nd half: 16-19 84.2% Game: 27-32 84.4%

Officials: Gerry Pollard, Kipp Kissinger, Larry Spaulding
 Technical fouls: Valparaiso-None. BYU-HAWS, TJ.
 Attendance: Men Who Speak Up Main Event - Heavyweight Championship Game

Score by periods	1st	2nd	Total
Valparaiso	44	48	92
BYU	46	43	89

Last FG - VU 2nd-00:13, BYU 2nd-00:41.
 Largest lead - VU by 8 2nd-05:29, BYU by 12 1st-11:52.
 VU led for 13:40. BYU led for 23:50. Game was tied for 02:30.

Points	In	Off	2nd	Fast	Bench
VU	34	22	13	6	6
BYU	26	11	12	4	32

Score tied - 7 times.
 Lead changed - 5 times.

Official Basketball Box Score -- Game Totals -- Final Statistics
Utah Valley vs BYU
11/26/16 4:05 p.m. at Provo, Utah, Marriott Center

Utah Valley 114 • 4-1

#	Player	Total			3-Ptr			Rebounds			PF	TP	A	TO	Blk	Stl	Min
		FG-FGA	FT-FTA	Reb Tot	FG-FGA	FT-FTA	Off	Def	Off	Def							
11	Toolson,Conner	* 7-13	4-8	3-4	0	1	1	2	21	1	3	0	3	33			
21	Nelson,Zach	* 1-3	0-2	3-4	0	4	4	4	5	3	2	0	1	30			
22	Neilson,Isaac	* 10-12	2-2	4-5	4	5	9	3	26	1	3	2	1	24			
23	Randolph,Brandon	* 5-14	3-7	8-10	1	8	9	2	21	14	5	0	1	37			
25	Ogbe,Kenneth	* 2-5	2-4	0-0	0	1	1	4	6	1	2	0	0	14			
05	Schenck,Hayden	1-1	0-0	0-0	1	0	1	2	2	0	1	0	0	5			
10	Poydras,Jordan	6-12	4-7	4-7	1	4	5	0	20	3	2	0	2	29			
12	Tahvanainen,Joonas	0-0	0-0	0-0	0	0	0	1	0	0	0	0	0	1			
13	Young,Ivory	0-0	0-0	0-0	0	0	0	0	0	0	0	0	0	4			
24	Stutzman,Jared	3-7	3-7	2-2	1	6	7	2	11	0	4	3	0	19			
42	Bastien,Andrew	1-1	0-0	0-0	0	1	1	2	2	0	0	0	0	4			
	Team				1	4	5										
Totals		36-68	18-37	24-32	9	34	43	22	114	23	22	5	8	200			

FG % 1st Half: 18-34 52.9% 2nd half: 18-34 52.9% Game: 36-68 52.9% Deadball Rebounds 4
 3FG % 1st Half: 12-22 54.5% 2nd half: 6-15 40.0% Game: 18-37 48.6%
 FT % 1st Half: 6-6 100.0% 2nd half: 18-26 69.2% Game: 24-32 75.0%

BYU 101 • 4-2

#	Player	Total			3-Ptr			Rebounds			PF	TP	A	TO	Blk	Stl	Min
		FG-FGA	FT-FTA	Reb Tot	FG-FGA	FT-FTA	Off	Def	Off	Def							
04	EMERY, Nick	* 15-28	5-12	2-2	0	3	3	3	37	4	7	0	2	39			
05	ROSE, L.J.	* 1-6	0-2	5-6	0	7	7	5	7	6	0	0	2	31			
12	MIKA, Eric	* 8-8	0-0	6-9	3	2	5	5	22	2	3	0	1	26			
21	DAVIS, Kyle	* 4-9	0-0	3-4	2	4	6	4	11	1	4	1	0	24			
30	HAWS, TJ	* 1-10	0-4	4-5	0	2	2	3	6	7	0	0	1	29			
10	BEO, Steven	0-0	0-0	0-0	0	0	0	0	0	0	0	0	0	1			
13	LEIFSON, Colby	1-1	1-1	0-0	0	0	0	3	3	0	0	0	0	2			
15	DASTRUP, Payton	0-0	0-0	0-0	1	1	2	0	0	0	1	0	0	2			
23	CHILDS, Yoeli	4-7	0-0	0-2	1	5	6	2	8	0	0	1	0	19			
24	GUINN, Davin	1-5	0-2	1-2	1	1	2	1	3	0	0	0	1	20			
31	SHAW, Braiden	2-2	0-0	0-0	1	0	1	0	4	0	0	0	1	3			
40	AYTES, Jamal	0-2	0-0	0-0	0	1	1	2	0	1	0	0	0	5			
	Team				2	1	3										
Totals		37-78	6-21	21-30	11	27	38	28	101	21	15	2	8	200			

FG % 1st Half: 19-36 52.8% 2nd half: 18-42 42.9% Game: 37-78 47.4% Deadball Rebounds 5
 3FG % 1st Half: 4-12 33.3% 2nd half: 2-9 22.2% Game: 6-21 28.6%
 FT % 1st Half: 10-16 62.5% 2nd half: 11-14 78.6% Game: 21-30 70.0%

Officials: Chris Rastatter, Winston Smith, Tom O'Neill
 Technical fouls: Utah Valley-Randolph,Brandon. BYU-None.
 Attendance: 16003

Score by periods	1st	2nd	Total
Utah Valley	54	60	114
BYU	52	49	101

Points	In	Off	2nd	Fast	Bench
UVU	36	19	10	12	35
BYU	58	22	16	11	18

Last FG - UVU 2nd-00:48, BYU 2nd-00:36.
 Largest lead - UVU by 16 2nd-04:14, BYU by 5 1st-17:13.
 UVU led for 34:08. BYU led for 04:47. Game was tied for 01:05.

THE STAT CREW SYSTEM
BYU Combined Team Statistics (as of Nov 26, 2016)
All games

RECORD:	OVERALL	HOME	AWAY	NEUTRAL
ALL GAMES	4-2	3-1	0-0	1-1
CONFERENCE	0-0	0-0	0-0	0-0
NON-CONFERENCE	4-2	3-1	0-0	1-1

#	Player	gp-gs	min	avg	Total		3-Point		F-Throw		Rebounds			pf	dq	a	to	blk	stl	pts	avg		
					fg-fga	fg%	3fg-fga	3fg%	ft-fa	ft%	off	def	tot									avg	
12	MIKA, Eric	6-6	138	23.0	39-59	.661	0-1	.000	40-50	.800	18	34	52	8.7	17	1	9	13	12	3	118	19.7	
04	EMERY, Nick	6-6	178	29.7	39-87	.448	15-42	.357	13-14	.929	2	19	21	3.5	14	1	20	18	1	10	106	17.7	
30	HAWS, TJ	6-6	175	29.2	22-60	.367	12-30	.400	13-17	.765	2	16	18	3.0	14	0	17	11	0	7	69	11.5	
21	DAVIS, Kyle	6-6	137	22.8	25-42	.595	0-0	.000	11-17	.647	6	23	29	4.8	20	0	8	14	6	4	61	10.2	
03	BRYANT, Elijah	5-0	77	15.4	8-28	.286	1-16	.063	15-17	.882	2	17	19	3.8	8	0	8	8	1	4	32	6.4	
23	CHILDS, Yoeli	6-0	109	18.2	15-24	.625	0-0	.000	4-11	.364	4	32	36	6.0	9	0	7	10	8	1	34	5.7	
05	ROSE, L.J.	6-6	182	30.3	7-31	.226	2-11	.182	16-20	.800	3	35	38	6.3	12	1	37	7	1	4	32	5.3	
24	GUINN, Davin	6-0	65	10.8	10-22	.455	6-11	.545	6-7	.857	4	5	9	1.5	5	0	2	3	0	3	32	5.3	
40	AYTES, Jamal	6-0	50	8.3	10-14	.714	0-0	.000	8-10	.800	5	8	13	2.2	9	0	2	2	1	0	28	4.7	
15	DASTRUP, Payton	5-0	21	4.2	6-12	.500	1-2	.500	0-0	.000	3	8	11	2.2	4	0	0	2	0	0	13	2.6	
31	SHAW, Braiden	5-0	19	3.8	4-6	.667	0-0	.000	2-2	1.000	3	3	6	1.2	2	0	0	1	0	2	10	2.0	
13	LEIFSON, Colby	4-0	22	5.5	2-9	.222	2-8	.250	0-0	.000	1	2	3	0.8	7	0	1	0	0	0	6	1.5	
02	FRAMPTON, Zach	3-0	14	4.7	0-2	.000	0-0	.000	0-0	.000	0	6	6	2.0	2	0	1	0	0	0	0	0.0	
10	BEO, Steven	3-0	13	4.3	0-1	.000	0-1	.000	0-1	.000	0	1	1	0.3	2	0	1	0	0	0	0	0.0	
Team											6	14	20										
Total.....		6	1200		187-397	.471	39-122	.320	128-166	.771	59	223	282	47.0	125	3	113	89	30	38	541	90.2	
Opponents.....		6	1200		162-430	.377	54-174	.310	87-135	.644	73	171	244	40.7	133	4	77	82	15	45	465	77.5	

TEAM STATISTICS	BYU	OPP	Date	Opponent	Score	Att.
SCORING	541	465	11/14/16	PRINCETON	w 82-73	15926
Points per game	90.2	77.5	11/17/16	COPPIN STATE	w 96-59	12444
Scoring margin	+12.7	-	11/19/16	COASTAL CAROLINA	w 81-65	15003
FIELD GOALS-ATT	187-397	162-430	11/21/16	vs Saint Louis	w 92-62	2107
Field goal pct	.471	.377	11/23/16	vs Valparaiso	L 89-92	2497
3 POINT FG-ATT	39-122	54-174	11/26/16	UTAH VALLEY	L 101-114	16003
3-point FG pct	.320	.310	* - Conference game			
3-pt FG made per game	6.5	9.0				
FREE THROWS-ATT	128-166	87-135				
Free throw pct	.771	.644				
F-Throws made per game	21.3	14.5				
REBOUNDS	282	244				
Rebounds per game	47.0	40.7				
Rebounding margin	+6.3	-				
ASSISTS	113	77				
Assists per game	18.8	12.8				
TURNOVERS	89	82				
Turnovers per game	14.8	13.7				
Turnover margin	-1.2	-				
Assist/turnover ratio	1.3	0.9				
STEALS	38	45				
Steals per game	6.3	7.5				
BLOCKS	30	15				
Blocks per game	5.0	2.5				
ATTENDANCE	59376	4604				
Home games-Avg/Game	4-14844	0-0				
Neutral site-Avg/Game	-	2-2302				

Score by Periods	1st	2nd	Totals
BYU	270	271	541
Opponents	223	242	465

Official Basketball Box Score -- Game Totals -- Final Statistics
Utah State vs BYU
12/09/15 7:05 pm at Provo, Utah, Marriott Center

Utah State 68 • 5-2

##	Player	*	Total			3-Ptr			Rebounds			PF	TP	A	TO	Blk	Stl	Min
			FG-FGA	FG-FGA	FT-FTA	FG-FGA	FG-FGA	FT-FTA	Off	Def	Tot							
02	PERKINS, Darius	*	2-6	2-4	2-2	0	5	5	3	8	2	0	0	1			30	
04	RECTOR, Shane	*	5-13	2-3	0-0	1	1	2	1	12	6	2	0	1			32	
14	MOORE, Jalen	*	6-17	2-5	1-2	2	4	6	3	15	2	1	1	3			36	
34	SMITH, Chris	*	5-11	2-4	0-0	1	4	5	1	12	3	1	0	0			37	
50	JONES, Elston	*	3-8	0-0	1-2	1	1	2	1	7	0	2	1	0			19	
05	PEARRE, Julion		1-4	1-2	0-0	0	4	4	3	3	1	2	0	0			18	
12	EVANS, Lew		1-4	0-1	7-10	1	7	8	4	9	0	3	0	0			17	
22	TAYLOR, Quinn		0-1	0-0	0-0	0	0	0	0	0	0	1	0	0			3	
32	MOORE, Grayson		0-1	0-1	2-2	1	1	2	1	2	1	1	0	0			8	
Team						3	4	7										
Totals			23-65	9-20	13-18	10	31	41	17	68	15	13	2	5			200	

FG % 1st Half: 8-33 24.2% 2nd half: 15-32 46.9% Game: 23-65 35.4% Deadball Rebounds 3,1
 3FG % 1st Half: 3-10 30.0% 2nd half: 6-10 60.0% Game: 9-20 45.0%
 FT % 1st Half: 5-6 83.3% 2nd half: 8-12 66.7% Game: 13-18 72.2%

BYU 80 • 6-2

##	Player	*	Total			3-Ptr			Rebounds			PF	TP	A	TO	Blk	Stl	Min
			FG-FGA	FG-FGA	FT-FTA	FG-FGA	FG-FGA	FT-FTA	Off	Def	Tot							
01	FISCHER, Chase	*	7-16	4-9	6-6	0	4	4	1	24	0	4	0	3			35	
05	COLLINSWORTH, Kyle	*	3-11	0-1	2-5	0	7	7	3	8	11	3	2	1			35	
15	TOOLSON, Jake	*	2-6	0-1	0-0	0	1	1	1	4	1	0	0	0			18	
21	DAVIS, Kyle	*	6-13	0-0	2-2	6	8	14	1	14	4	0	1	0			34	
44	KAUFUSI, Corbin	*	5-8	0-0	0-0	2	3	5	5	10	0	1	2	1			18	
02	SELJAAS, Zac		1-2	1-2	0-0	0	0	0	2	3	0	0	1	0			9	
04	EMERY, Nick		6-13	3-7	2-2	1	5	6	2	17	1	2	0	0			29	
31	SHAW, Braiden		0-0	0-0	0-0	0	0	0	0	0	0	0	0	0			2	
33	AUSTIN, Nate		0-1	0-0	0-0	0	3	3	2	0	0	0	2	0			20	
34	HARTSOCK, Jakob		0-0	0-0	0-0	0	1	1	0	0	0	0	0	0			0+	
Team						1	2	3			1							
Totals			30-70	8-20	12-15	10	34	44	17	80	17	11	8	5			200	

FG % 1st Half: 15-34 44.1% 2nd half: 15-36 41.7% Game: 30-70 42.9% Deadball Rebounds 1
 3FG % 1st Half: 5-10 50.0% 2nd half: 3-10 30.0% Game: 8-20 40.0%
 FT % 1st Half: 4-7 57.1% 2nd half: 8-8 100.0 Game: 12-15 80.0%

Officials: Mike Scyphers, Michael Irving, Rick Batsell
 Technical fouls: Utah State-None. BYU-None.
 Attendance: 14048

Score by periods	1st	2nd	Total
Utah State	24	44	68
BYU	39	41	80

	In	Off	2nd	Fast	
Points	Paint	T/O	Chance	Break	Bench
USU	22	11	11	2	14
BYU	42	13	11	6	20

Last FG - USU 2nd-01:14, BYU 2nd-03:31. Score tied - 3 times.
 Largest lead - USU by 4 1st-17:39, BYU by 22 2nd-08:45. Lead changed - 1 time.
 USU led for 03:15. BYU led for 34:01. Game was tied for 02:44.