

BYU BASKETBALL

Kyle Chilton, BYU Athletic Communications | O: 801-422-4909 | C: 801-372-2080 | kyle_chilton@byu.edu | 30 Smith Fieldhouse | Provo, UT | 84602

BYU 2016-17 SCHEDULE

| | | | |
|------|-----|-----------------------|-------------------------|
| O29 | Sat | Seattle Pacific (Exh) | BYUtv W, 102-82 |
| N9 | Fri | BYU-Hawaii (Exh) | BYUtv W, 110-63 |
| N14 | Mon | Princeton\$ | ESPN2 W, 82-73 |
| N17 | Thu | Coppin State# | BYUtv W, 96-59 |
| N19 | Sat | Coastal Carolina# | BYUtv W, 81-65 |
| N21 | Mon | vs. Saint Louis# | YouTube W, 92-62 |
| N23 | Wed | vs. Valparaiso# | ESPN2 L, 89-92 |
| N26 | Sat | Utah Valley | TheW.tv 4 p.m. |
| N30 | Wed | vs. Utah State ^ | BYUtv 7 p.m. |
| D3 | Sat | vs. USC+ | ESPNU 5 p.m. |
| D7 | Wed | Weber State | BYUtv 7 p.m. |
| D10 | Sat | Colorado | ESPN2 8 p.m. |
| D17 | Sat | vs. Illinois@ | B10 Network 8:30 p.m. |
| D20 | Tue | Idaho State | BYUtv 7 p.m. |
| D22 | Thu | CSU Bakersfield | BYUtv 7 p.m. |
| D29 | Thu | Santa Clara* | BYUtv 7 p.m. |
| D31 | Sat | at Loyola Marymount* | ROOT RM 1 PM |
| J5 | Thu | at Saint Mary's* | ESPN Networks TBA |
| J7 | Sat | Pacific* | BYUtv 7 p.m. |
| J12 | Thu | San Francisco* | BYUtv 7 p.m. |
| J14 | Sat | at San Diego* | Spectrum SN 7 p.m. |
| J19 | Thu | Pepperdine* | BYUtv 7 p.m. |
| J21 | Sat | at Pacific* | CSN BA/ROOT NW 3 p.m. |
| J26 | Thu | at Santa Clara* | ESPNU 8 p.m. |
| J28 | Sat | Loyola Marymount* | BYUtv 7 p.m. |
| F2 | Thu | Gonzaga* | ESPN2 9 p.m. |
| F4 | Sat | Portland* | BYUtv 7 p.m. |
| F9 | Thu | at Pepperdine* | ESPNU 8 p.m. |
| F11 | Sat | at San Francisco* | CSN CA/ROOT NW 8 p.m. |
| F16 | Thu | San Diego* | ESPNU 9 p.m. |
| F18 | Sat | Saint Mary's* | ESPN2 8 p.m. |
| F23 | Thu | at Portland* | ROOT RM 7 p.m. |
| F25 | Sat | at Gonzaga* | ESPN Networks TBA |
| M2-7 | | WCC Championships | ESPN Networks/BYUtv TBA |

\$ ESPN Tip-Off Marathon
 # Men Who Speak Up Main Event
 ^ at Vivint Smart Home Arena
 + Basketball Hall of Fame's 2016 HoopHall LA
 @ State Farm Chicago Legends
 * WCC Game
 All times local to site

SOCIAL MEDIA

Website: www.BYUcougars.com

Facebook: /BYUbasketball | /BYUcougars

Twitter: @BYUbasketball | @BYUcougars

Instagram: BYUcougars

Vine: BYUcougars

Hashtags: #BYUhoops #GoCougs

Follow @BYUgamenotes on Twitter for in-game Cougar achievements, milestones and notes.



Utah Valley (3-1, 0-0 WAC) WOLVERINES

Head Coach Mark Pope
 Alma Mater. Kentucky, 1996
 Career Record. 15-19 (2nd)
 Record at Utah Valley Same

GAME INFORMATION

TV TheW.tv (online only)
 TV Talent. Robbie Bullough (play-by-play)
 Live Video. TheW.tv
 Radio Cougar IMG Sports Network
 KSL 102.7 FM/1160 AM, BYU Radio - SiriusXM 143
 Radio Talent Greg Wrubell (play-by-play)
 Mark Durrant (analyst)
 Live Stats BYUcougars.com

SERIES INFORMATION

Series Record BYU leads 2-0
 Last Meeting. BYU won 85-54, 11/13/15
 H/A/N 2-0/0-0/0-0



BYU (4-1, 0-0 WCC) COUGARS

Head Coach Dave Rose
 Alma Mater. Houston, 1983
 Career Record 287-100 (12th)
 Record at BYU. Same

BYU STORYLINES

- BYU and Utah Valley square off in the Marriott Center for the second-straight season in the UCCU Crosstown Clash. Last season the Cougars defeated the Wolverines 85-54 in the season opener for both teams. Kyle Davis posted 17 points, 20 rebounds and 2 blocks in the win.
- The Cougars play their first of three in-state games when they take on Utah Valley on Saturday. It is the third meeting between BYU and Utah Valley and the Cougars won last season 85-54. BYU's other two in-state games are at home vs. Weber State and vs. Utah State at Vivint Smart Home Arena.



BYU'S PROJECTED STARTING LINEUP (BASED ON STARTERS FROM PREVIOUS GAME)



#5 | L.J. Rose

Guard
 6-3 | 200 | Sr.
 Houston, Texas
 Houston

| GP/GS | MPG | Pts | Reb | Ast | Stl | FG% | 3PT% | FT% |
|-------|------|-----|-----|-----|-----|------|------|------|
| 5/5 | 30.2 | 5.0 | 6.2 | 6.2 | 0.4 | .240 | .222 | .786 |

Last Game: Had 2 points, 7 rebounds and 6 assists vs. Valparaiso
Notes: Averaging 10.5 rebounds, 8.5 assists the last two games ... a transfer from Houston ... averaged 9.8 points and 5.3 assists in 2014-15 at Houston ... averaged 8.9 points and 5.5 assists in 2013-14 at Houston ... missed all but two games in 2015-16 because of injury.



#4 | Nick Emery

Guard
 6-2 | 185 | So.
 Alpine, Utah
 Lone Peak HS

| GP/GS | MPG | Pts | Reb | Ast | Stl | FG% | 3PT% | FT% |
|-------|------|------|-----|-----|-----|------|------|------|
| 5/5 | 27.8 | 13.8 | 3.6 | 3.2 | 1.6 | .407 | .333 | .917 |

Last Game: Scored 18 points, hit 4 3s and added 3 assists, 1 block and 3 steals vs. Valparaiso
Notes: Has hit a 3 in all four games ... named to preseason All-WCC Team ... a watch list member for the Jerry West Award ... All-WCC Second Team, All-WCC Freshman Team in 2015-16 ... first all-time by a BYU freshman and 4th overall for 3s in a season with 97.



#30 | TJ Haws

Guard
 6-4 | 170 | Fr.
 Alpine, Utah
 Lone Peak HS

| GP/GS | MPG | Pts | Reb | Ast | Stl | FG% | 3PT% | FT% |
|-------|------|------|-----|-----|-----|------|------|------|
| 5/5 | 29.2 | 12.6 | 3.2 | 2.0 | 1.2 | .420 | .462 | .750 |

Last Game: Had 15 points, hit 3 of 5 from 3 and added 2 rebounds vs. Valparaiso
Notes: Has hit at least one 3 in all 4 games ... averaging 4.0 assists the last 2 games ... is the 4th BYU freshman to score 20-plus points in his Cougar debut ... a four-time 5A Utah state champion (2011, 2012, 2013, 2014) ... career totals of 1,896 points and 264 3-pointers at Lone Peak.



#21 | Kyle Davis

Forward
 6-8 | 225 | Jr.
 Draper, Utah
 Utah State

| GP/GS | MPG | Pts | Reb | Ast | Blk | FG% | 3PT% | FT% |
|-------|------|------|-----|-----|-----|------|------|------|
| 5/5 | 22.6 | 10.0 | 4.6 | 1.4 | 1.0 | .636 | .000 | .615 |

Last Game: Had 9 points, 3 rebounds, 2 assists and 1 block vs. Valparaiso
Notes: Has started all 40 games played at BYU ... has hit 14 of last 18 from the field ... has 16 multiblock games at BYU ... had 8 double-doubles in 2015-16 ... scored in double figures in 28 games ... scored 20-plus points 4 times ... WCC All-Academic First Team in 2015-16.



#12 | Eric Mika

Forward
 6-10 | 230 | So.
 Alpine, Utah
 Lone Peak HS

| GP/GS | MPG | Pts | Reb | Ast | Blk | FG% | 3PT% | FT% |
|-------|------|------|-----|-----|-----|------|------|------|
| 5/5 | 22.4 | 19.2 | 9.4 | 1.4 | 2.4 | .608 | .000 | .829 |

Last Game: Totaled 13 points, 3 rebounds, 1 assist and 1 block vs. Valparaiso
Notes: Opened the season with career highs of 26 points, 18 rebounds vs. Princeton ... named to preseason All-WCC Team ... has 3 double-doubles ... 11/21/16 WCC Player of the Week ... a watch list member for the Kareem Abdul-Jabbar Center of the Year Award.

OFF THE BYU BENCH


| No. | Name | Pos. | Ht. | Wt. | Yr. | Pts. | Reb. | Hometown (Previous School) | Notes |
|-----|----------------|------|------|-----|-----|------|------|--------------------------------------|---|
| 2 | Zach Frampton | G | 6-3 | 185 | Fr. | 0.0 | 2.0 | Highland, Utah (Lone Peak HS) | Grabbed 4 rebounds in his BYU debut against Coppin State |
| 3 | Elijah Bryant | G | 6-5 | 210 | So. | 6.4 | 3.8 | Gwinnett, Georgia (Elon) | Had 7 points, hit 5 of 6 from the free-throw line vs. Valparaiso |
| 10 | Steven Beo | G | 6-3 | 180 | Fr. | 0.0 | 0.5 | Richland, Washington (Richland HS) | Had 1 rebound and 1 assist vs. Coppin State |
| 13 | Colby Leifson | G | 6-4 | 190 | Fr. | 1.0 | 1.0 | Suwanee, Georgia (North Gwinnett HS) | Hit his first career 3 and added 3 rebounds vs. Coppin State |
| 15 | Payton Dastrup | F | 6-10 | 250 | Fr. | 3.3 | 2.3 | Mesa, Arizona (Mountain View HS) | Totaled 4 points and 3 boards vs. Valparaiso |
| 23 | Yoeli Childs | F | 6-8 | 225 | Fr. | 5.2 | 6.0 | South Jordan, Utah (Bingham HS) | Had 3 points, 2 rebounds and 2 blocks vs. Valparaiso |
| 24 | Davin Guinn | F | 6-5 | 190 | Jr. | 5.8 | 1.4 | Murrieta, California (UC Riverside) | Hit 4 of 4 from the field, 3 of 3 from 3 for 11 points vs. Valparaiso |
| 31 | Braiden Shaw | F | 6-9 | 210 | So. | 1.5 | 1.3 | Eagle, Idaho (Eagle HS) | Totaled 2 points, 2 boards and 1 steal vs. Valparaiso |
| 40 | Jamal Aytes | F | 6-6 | 235 | Jr. | 5.6 | 2.4 | San Diego, California (UNLV) | Scored 12 points (4-4 FGs, 4-4 FTs), had 5 boards, 1 assist vs. Saint Louis |
| 44 | Corbin Kaufusi | C | 6-10 | 260 | Jr. | 0.0 | 0.0 | Provo, Utah (Timpview HS) | Started 23 games, had 42 blocks in 2015-16 ... will join the team after football season |

*Stats from previous school ^ Sitting out due to NCAA transfer rules

#BYUhoops

Career Highlights

- 287-100 overall record (second all-time at BYU in wins) for a BYU record .742 winning percentage
- Ninth among active coaches in the NCAA in career winning percentage
- Reached 200 career victories in his 259th game as a head coach, 15th fastest in NCAA history
- With 283 victories through 11 seasons is tied for fifth all-time for best career starts by wins in NCAA history
- With 257 victories through 10 seasons is sixth all-time for best career starts by wins in NCAA history
- With 232 victories through nine seasons is fifth all-time for best career starts by wins in NCAA history
- With 209 victories through first eight seasons is fourth all-time for best career starts by wins in NCAA history
- With 185 victories through first seven seasons is fourth all-time for best career starts by wins in NCAA history
- With 159 victories through first six seasons is tied for third all-time for best career starts by wins in NCAA history
- With 127 victories through five seasons is sixth all-time for best career starts by wins in NCAA history
- Streak of 11-consecutive 20-win seasons is tied for 12th all-time in NCAA history and tied for the seventh longest current streak
- Four Mountain West Conference regular season titles, a BYU record
- Three-time MWC Coach of the Year (2006, 2007, 2011)
- Two-time USBWA District VIII Coach of the Year (2006, 2011)
- Naismith Coach of the Year Finalist in 2011
- Honorable Mention for National Coach of the Year by Scout.com (2006)
- Eight trips to the NCAA tournament (a BYU record), including six-consecutive trips from 2007 to 2012 (a BYU record) and back-to-back appearances in 2014 and 2015
- Six-consecutive 25-win seasons (2006-11) and 11-consecutive 20-win seasons, both BYU records
- Holds top two spots for wins in a season in BYU history with 32 in 2010-11 and 30 in 2009-10
- Only BYU coach to win at least 20 games in each of his first 11 seasons
- Took BYU to the Sweet 16 in 2011 for the first time since 1981
- Coached Jimmer Fredette, the 2011 Consensus National Player of the Year
- Has coached five conference players of the year (Keena Young, Lee Cummar, Jimmer Fredette, Tyler Haws, Kyle Collinsworth)
- Inducted into the Dixie State Athletics Hall of Fame on Sept. 14, 2013



Coaching Experience

- BYU Head Coach (2005-present)
- BYU Associate Head Coach (2000-2005)
- BYU Assistant Coach (1997-2000)
- Dixie State Head Coach (1990-1997)
- Dixie State Assistant Coach (1987-1990)
- Assistant coach at Pine View High School (1986-87)
- Head coach at Millard High School (1983-86)

Service

- A member of the National Coaches vs. Cancer Council
- Assisting with the Hope Lodge, a facility to be constructed in Salt Lake City to house families of cancer patients
- NABC Game Pillar Award for Service in 2008
- 63rd recipient of the Dale Rex Memorial Award
- Honorary Chair of the Children with Cancer Christmas Foundation
- Was the first coach in the state of Utah to participate in the American Cancer Society's nationwide Coaches vs. Cancer campaign
- Lobbied before Congress for more funding for cancer research in September 2010

Education

- Houston (1983, B.A.)

Playing Career

- Played baseball and basketball at Dixie State College
- Played for Houston from 1980-83 (played in 1980-81 and 82-83, redshirted in 1981-82)
- Co-captain on the famous "Phi Slama Jama" team that featured Hakeem (then Akeem) Olajuwon and Clyde Drexler
- Helped Houston achieve a No. 1 ranking and reach the national championship game in 1983

Mission

- Manchester England (1977-79)

Personal/Family

- Wife: Cheryl
- Children: Daughter Chanell and husband Brock Reichner, son Garrett and wife Brooke, daughter Taylor
- Dave and Cheryl Rose have eight grandchildren

ROSE'S BYU COACHING LEDGER

| Season | Overall | Pct. | Home | Pct. | Away | Pct. | Neutral | Pct. | Conf. | Pct. | Tourney | NCAA/NIT |
|---------------|----------------|-------------|---------------|-------------|--------------|-------------|--------------|-------------|---------------|-------------|--------------|--------------|
| 05-06 | 20-9 | .690 | 14-1 | .933 | 5-7 | .417 | 1-1 | .500 | 12-4 | .750 | 0-1 | 0-1 NIT |
| 06-07 | 25-9 | .735 | 17-0 | 1.000 | 6-7 | .462 | 2-2 | .500 | 13-3 | .813 | 2-1 | 0-1 NCAA |
| 07-08 | 27-8 | .771 | 16-0 | 1.000 | 8-5 | .615 | 3-3 | .500 | 14-2 | .875 | 2-1 | 0-1 NCAA |
| 08-09 | 25-8 | .758 | 14-2 | .875 | 9-3 | .750 | 2-3 | .400 | 12-4 | .750 | 1-1 | 0-1 NCAA |
| 09-10 | 30-6 | .833 | 15-1 | .938 | 10-4 | .714 | 5-1 | .833 | 13-3 | .813 | 1-1 | 1-1 NCAA |
| 10-11 | 32-5 | .865 | 13-1 | .929 | 10-1 | .909 | 9-3 | .750 | 14-2 | .875 | 2-1 | 2-1 NCAA |
| 11-12 | 26-9 | .743 | 13-3 | .813 | 8-3 | .727 | 5-3 | .625 | 12-4 | .750 | 1-1 | 1-1 NCAA |
| 12-13 | 24-12 | .667 | 15-3 | .833 | 7-5 | .583 | 2-4 | .333 | 10-6 | .625 | 0-1 | 3-1 NIT |
| 13-14 | 23-12 | .657 | 14-1 | .933 | 5-8 | .385 | 4-3 | .571 | 13-5 | .722 | 2-1 | 0-1 NCAA |
| 14-15 | 25-10 | .714 | 13-3 | .813 | 8-3 | .727 | 4-4 | .500 | 13-5 | .722 | 2-1 | 0-1 NCAA |
| 15-16 | 26-11 | .703 | 16-2 | .889 | 6-6 | .500 | 4-3 | .571 | 13-5 | .722 | 2-1 | 3-1 NIT |
| 16-17 | 4-1 | .800 | 3-0 | 1.000 | 0-0 | .000 | 1-1 | .500 | 0-0 | .000 | — | — |
| Totals | 287-100 | .742 | 163-17 | .906 | 82-52 | .612 | 42-31 | .575 | 139-43 | .764 | 14-11 | 10-11 |

CURRENT MOST CONSECUTIVE DIVISION I 20-WIN SEASONS

| Coach, School | Years | No. |
|--|-----------|-----|
| Mike Krzyzewski, Duke | 1997-2016 | 20 |
| Bill Self, Tulsa, Illinois, Kansas | 1999-2016 | 18 |
| Mark Few, Gonzaga | 2000-2016 | 17 |
| Thad Matta, Butler, Xavier, Ohio State | 2001-2016 | 16 |
| Rick Pitino, Louisville | 2003-2016 | 14 |
| Roy Williams, North Carolina | 2005-2016 | 12 |
| Dave Rose, BYU | 2006-2016 | 11 |
| Keith Dambrot, Akron | 2006-2016 | 11 |
| Steve Fisher, San Diego State | 2006-2016 | 11 |

BEST CAREER STARTS BY WINS, 11 SEASONS

| Coach, School | Date | W | L | Pct. |
|-----------------------------------|---------|-----|----|------|
| Roy Williams, Kansas | 1989-99 | 305 | 72 | .809 |
| Thad Matta, Butler, Xavier, OSU | 2001-11 | 292 | 88 | .768 |
| Mark Few, Gonzaga | 2000-10 | 291 | 73 | .799 |
| Jamie Dixon, Pittsburgh | 2004-14 | 288 | 96 | .750 |
| Dave Rose, BYU | 2006-16 | 283 | 99 | .741 |
| Sean Miller, Xavier, Arizona | 2005-15 | 283 | 99 | .741 |
| Everett Case, NC State | 1947-57 | 280 | 71 | .798 |
| Denny Crum, Louisville | 1972-82 | 263 | 74 | .780 |
| Jim Boeheim, Syracuse | 1977-87 | 261 | 84 | .757 |
| Nolan Richardson, Tulsa, Arkansas | 1981-91 | 260 | 92 | .739 |

ROSE'S MILESTONE VICTORIES

| Win | Date | Opponent | Score | Record |
|-----|----------|----------------------|--------|---------------|
| 25 | 12/06/06 | San Jose State | 81-69 | 25-11 (.694) |
| 50 | 11/23/07 | vs. No. 6 Louisville | 78-76 | 50-18 (.735) |
| 75 | 11/20/08 | North Florida | 74-41 | 75-26 (.743) |
| 100 | 11/20/09 | at Hawaii | 83-65 | 100-34 (.746) |
| 125 | 03/06/10 | at TCU | 107-77 | 125-38 (.767) |
| 150 | 02/09/11 | at Air Force | 90-52 | 150-42 (.781) |
| 175 | 01/16/12 | at San Diego | 82-63 | 175-49 (.781) |
| 200 | 01/19/13 | San Diego | 74-57 | 200-59 (.772) |
| 225 | 02/06/14 | Santa Clara | 89-76 | 225-75 (.750) |
| 250 | 02/07/15 | at Loyola Marymount | 87-68 | 250-86 (.744) |
| 275 | 02/11/16 | at San Francisco | 114-89 | 275-96 (.741) |

BYU VS. UTAH VALLEY

Overall Series Record: BYU leads 2-0
 BYU Record in Provo: 2-0
 BYU Record at Utah Valley: 0-0
 BYU Record at Neutral Sites: 0-0
 BYU Record Under Dave Rose: 1-0

Series vs. Utah Valley

11-13-15 Utah Valley 85-54 W
 11-29-03 Utah Valley 84-65 W

Utah Valley's projected starting lineup

| No. | Name | Ht. | Pos. | Ppg | Rpg |
|-----|------------------|------|------|------|-----|
| 25 | Kenneth Ogbe | 6-6 | G | 17.8 | 2.3 |
| 22 | Isaac Neilson | 6-11 | F | 10.3 | 9.8 |
| 23 | Brandon Randolph | 6-2 | G | 8.8 | 5.3 |
| 11 | Conner Toolson | 6-4 | G | 12.5 | 3.5 |
| 21 | Zach Nelson | 6-7 | F | 8.8 | 4.0 |

Utah Valley's last game

W, 88-85 vs. Denver, 11/23/16


| BYU | CATEGORY | UVU |
|----------|-------------|----------|
| 4-1, 0-0 | W-L | 3-1, 0-0 |
| 7-3 | Last 10 | 5-5 |
| 4-1 | Last 5 | 3-2 |
| 88.0 | PPG | 81.2 |
| 70.2 | Opp PPG | 75.5 |
| +17.8 | Margin | +5.8 |
| .470 | FG% | .409 |
| .348 | FG% Def | .456 |
| .327 | 3FG% | .333 |
| 6.6 | 3FG/Game | 9.8 |
| .263 | Opp 3FG% | .310 |
| .787 | FT% | .673 |
| 48.8 | RPG | 39.0 |
| 40.2 | Opp RPG | 43.2 |
| +8.6 | Margin | -4.2 |
| 18.4 | Assist/Game | 13.3 |
| 14.8 | TO/Game | 12.8 |
| 12.0 | Opp TO/Game | 19.0 |
| -2.8 | Margin | +6.3 |
| 5.6 | Blocks/Game | 3.5 |
| 6.0 | Steals/Game | 8.8 |

BY THE NUMBERS

- 3** The number of double-doubles for Eric Mika through four games. He had 26 points and 18 rebounds against Princeton, 19 points and 11 rebounds against Coastal Carolina and 20 points and 10 rebounds against Saint Louis.
- 4** TJ Haws scored 20 points in the season opener against Princeton to become the fourth freshman in team history to score 20-plus in his BYU debut. The other Cougars to achieve the mark are Mike Rose (26 points), Shaw Bradley (23) and Russell Larson (21).
- 6** The number of BYU players who were ranked in the top 100 of their respective recruiting classes, including: Yoeli Childs (53rd in 2016), Payton Dastrup (98th in 2014), Nick Emery (45th in 2013), TJ Haws (67th in 2014), Eric Mika (28th in 2013) and L.J. Rose (63rd in 2012).
- 8** The 2016-17 roster includes seven players who have lettered at BYU who have combined to earn eight letters for the Cougars. In Dave Rose's 12 seasons at the helm, this is his youngest season in total number of letters earned on the roster. The 2015-16 team is Rose's second-youngest team with five returning players that had a combined nine letters. Rose's most experienced teams were in 2010-11 and 2014-15 as each had 17 letters earned entering the season.
- 9** The number of offensive rebounds secured by Eric Mika against Princeton, tying the BYU single-game record. The record was previously set by four other Cougars with Ron Selleaze being the most recent at Colorado State on Feb. 12, 1998.
- 11** The number of consecutive seasons BYU has won at least 20 games. BYU has also reached the postseason in 11-straight seasons. Both streaks are program records.
- 15** The number of rebounds secured by Yoeli Childs against Coastal Carolina, tied for fifth most by a BYU freshman. He also tied the BYU record for most defensive rebounds by a freshman with 12.
- 93** Eric Mika set a BYU single-season record with 93 offensive rebounds during his freshman season in 2013-14. Mika earned All-WCC Freshman Team honors that season before serving a mission for The Church of Jesus Christ of Latter-day Saints in Italy.
- 97** Nick Emery set a BYU freshman record with 97 3-pointers in 2015-16, also the fourth most all-time in a single season in school history. With 36 career games played, Emery is on track to become the second-fastest to 100 career 3s in BYU history. Chase Fischer made his 100th 3 at BYU in his 34th game as a Cougar.
- 287** Dave Rose (2005 to present) is second all-time in BYU basketball history with 287 career victories, behind only the great Stan Watts, who coached the Cougars to 371 wins from 1949 to 1972 and was inducted into the Naismith Memorial Basketball Hall of Fame in 1986.

THE BASKETBALL HALL OF FAME: HOOPHALL AWARDS

BYU has two players named to preseason watch lists for awards presented by The Basketball Hall of Fame. Nick Emery is a candidate for the Jerry West Award – presented to the nation's top shooting guard – and Eric Mika is a candidate for the Kareem Abdul-Jabbar Award – presented to the nation's top center.



LAST TIME OUT – BYU FALLS TO VALPARAISO 92-89 IN TOURNAMENT CHAMPIONSHIP

LAS VEGAS — BYU men's basketball fell to Valparaiso in a 92-89 championship loss at the Men Who Speak Up Main Event at the MGM Grand Garden Arena Wednesday night.

Sophomore Nick Emery led the Cougars with 18 points, followed by freshman TJ Haws' 15 and Eric Mika's 13. Junior Davin Guinn added 11 points off the bench, including 3 of 3 shooting from beyond the arc. Senior Kyle Davis and sophomore Elijah Bryant scored nine and seven points, respectively.

The Cougars started out the game scoring their first 12 points on four-straight 3-pointers, a pair from both Emery and Haws. Their contributions ignited the team as BYU built a 12-point lead midway through the first half, 21-9.

Valparaiso battled back within four, going on a 7-0 run, closing the gap to 29-25 with 7:53 left in the half. The Cougars responded with a 9-5 run of its own, going up 38-30 with 4:15 left in the half.

Early foul trouble put big men Mika, Yoeli Childs and Davis on the bench, forcing the team to make some adjustments. BYU held its own, despite the Crusaders coming within three points twice. Valparaiso swung the momentum in its favor, tying it with 25 seconds on the clock, 44-44.

A perfect trip to the charity stripe from Braiden Shaw with 0.6 seconds in the half gave

the Cougars a two-point lead heading into the break, 46-44.

The Crusaders took their first lead of the game momentarily on three free throws, 49-48, before BYU took it back for one possession on a Mika jumper.

Valparaiso then built a six-point lead, 56-50, after trailing for the first 23 minutes of the game. Back-to-back 3-pointers from Guinn and a Davis jumper tied the game for the Cougars with 13:36 on the clock, 58-58. The teams traded free throws with Valparaiso pulling away before Bryant tied it again moments later, 60-60.

BYU whittled Valparaiso's lead down to two, 69-67, on two free throws from Mika with 9:37 left.

Just as shooting from beyond the arc gave the Cougars a lead at the beginning of the first half, it brought BYU back in the game with four minutes left. Two Mika free throws and consecutive 3-pointers from Haws and Emery propelled the Cougars on an 8-0 run to even the score 82-82.

BYU took its final lead of the night with 3:01 left on Guinn's third 3-pointer, 85-83, before Valparaiso tied it and recovered the lead for good. With under two minutes to go, Emery made 2 of 3 free throws, bringing the Cougars within one, 88-87. The Crusaders pulled away with a final score of 92-89 and the tournament championship win.

QUICK FACTS

University Information

Location: Provo, Utah 84602
 Elevation: 4,553 feet
 Enrollment: 33,360 (Daytime)
 Founded: October 15, 1875
 Owned: The Church of Jesus Christ of Latter-day Saints
 Nickname: Cougars
 Mascot: Cosmo
 Colors: Blue and White
 Arena (capacity): Marriott Center (18,987)
 Conference: West Coast Conference
 President: Kevin J Worthen (BYU, 1979)
 Athletic Director: Tom Holmoe (BYU, 1983)
 Athletic Website: BYUcougars.com
 Tickets: (801) 422-BYU1 or (800) 322-BYU1

2016-17 Preview

Lettermen Returning/Lost: 7/7
 Newcomers: 7
 Returning Redshirts: 1
 Starters Returning/Lost: 4/2
 Returning Scoring: 42.7% (1,322 of 3,093 pts)
 Returning Rebounding: 41.1% (623 of 1,514 reb)
 Returning Assists: 25.2% (154 of 611 ast)
 Returning Blocks: 60.5% (98 of 162)
 Returning Minutes: 40.3% (2,980 of 7,400)

2015-16 Review

Overall Record: 26-11
 H/A/N Record: 16-2/6-6/4-3
 Conference Record/Finish: 13-5 (3rd)
 2016 Postseason: (3-1 in the NIT)
 Semifinals: Valparaiso – L, -94
 2015 Final National Ranking: NR/NR

BYU Coaching Staff

Head Coach: Dave Rose
 Alma Mater (year): Houston (1983)
 Record at School (years): 287-100 (12th year)
 Career Division I Record (years): same
 Basketball Office Fax: (801) 422-5965
 Associate Head Coach (Alma Mater, year)
 Tim LaComb (Utah, 2006)
 Assistant Head Coach (Alma Mater, year)
 Terry Nashif (BYU, 2005)
 Assistant Coach (Alma Mater, year)
 Quincy Lewis (Wagner, 1993)
 Dir. of Basketball Operations: Andrew May (BYU, 2010)

BYU History

First Year of Basketball: 1903
 All-Time Record: 1768-1060 (.625)
 Winning Seasons: 89 (last 2015-16)
 Regular Season Conf. Championships: 29 (last 2010-11)
 Postseason Appearances (record): 41 (33-42)
 Total NCAA Appearances (record): 29 (15-32)
 Last NCAA Appearance: 2015
 First Round: L vs. No. 11 seed Ole Miss, 90-94
 Total NIT Appearances (Record): 12 (18-10)
 Last NIT Appearance: 2016
 Result: Advanced to the semifinals

Media Relations

Men's Basketball Contact: Kyle Chilton
 Cell Phone: 801-372-2080
 Office Phone: 801-422-4909
 Email: kyle_chilton@byu.edu

Media Information

Radio Station: Cougar IMG Sports Network/KSL
 102.7 FM and 1160 AM
 Play-By-Play Announcer: Greg Wrubell
 Beat Writers: Jeff Call, Deseret News
 Darnell Dickson, Daily Herald
 Jay Drew, Salt Lake Tribune

2016-17 BYU STARTING LINEUPS

| Opponent | (1) | (2) | (3) | (4) | (5) |
|---------------------|-----------|------------|---------|------------|-----------|
| Princeton | L.J. Rose | Nick Emery | TJ Haws | Kyle Davis | Eric Mika |
| Coppin State | L.J. Rose | Nick Emery | TJ Haws | Kyle Davis | Eric Mika |
| Coastal Carolina | L.J. Rose | Nick Emery | TJ Haws | Kyle Davis | Eric Mika |
| vs. Saint Louis | L.J. Rose | Nick Emery | TJ Haws | Kyle Davis | Eric Mika |
| vs. Valparaiso | L.J. Rose | Nick Emery | TJ Haws | Kyle Davis | Eric Mika |
| Utah Valley | | | | | |
| vs. Utah State | | | | | |
| vs. USC | | | | | |
| Weber State | | | | | |
| Colorado | | | | | |
| vs. Illinois | | | | | |
| Idaho State | | | | | |
| CSU Bakersfield | | | | | |
| Santa Clara | | | | | |
| at Loyola Marymount | | | | | |
| at Saint Mary's | | | | | |
| Pacific | | | | | |
| San Francisco | | | | | |
| at San Diego | | | | | |
| Pepperdine | | | | | |
| at Pacific | | | | | |
| at Santa Clara | | | | | |
| Loyola Marymount | | | | | |
| Gonzaga | | | | | |
| Portland | | | | | |
| at Pepperdine | | | | | |
| at San Francisco | | | | | |
| San Diego | | | | | |
| Saint Mary's | | | | | |
| at Portland | | | | | |
| at Gonzaga | | | | | |
| Won-Loss Records | (1) | (2) | (3) | (4) | (5) |
| 4-1 | L.J. Rose | Nick Emery | TJ Haws | Kyle Davis | Eric Mika |

GAMES PLAYED (RECORD)

| | 2016-17 | Career |
|----------------|---------|------------|
| Corbin Kaufusi | — | 70 (49-21) |
| Kyle Davis | 5 (4-1) | 42 (30-12) |
| Nick Emery | 5 (4-1) | 41 (29-12) |
| Eric Mika | 5 (4-1) | 38 (25-13) |
| Jamal Aytes | 5 (4-1) | 27 (21-6) |
| Braiden Shaw | 4 (3-1) | 23 (20-3) |
| Davin Guinn | 5 (4-1) | 14 (12-2) |
| Steven Beo | 2 (2-0) | 2 (2-0) |
| Elijah Bryant | 5 (4-1) | 5 (4-1) |
| Yoeli Childs | 5 (4-1) | 5 (4-1) |
| TJ Haws | 5 (4-1) | 5 (4-1) |
| L.J. Rose | 5 (4-1) | 5 (4-1) |
| Zach Frampton | 3 (3-0) | 3 (3-0) |
| Colby Leifson | 3 (3-0) | 3 (3-0) |
| Payton Dastrup | 4 (3-1) | 4 (3-1) |

GAMES STARTED (RECORD)

| | 2016-17 | Career |
|----------------|---------|------------|
| Kyle Davis | 5 (4-1) | 42 (30-12) |
| Corbin Kaufusi | — | 36 (26-10) |
| Nick Emery | 5 (4-1) | 37 (26-11) |
| Eric Mika | 5 (4-1) | 34 (21-13) |
| TJ Haws | 5 (4-1) | 5 (4-1) |
| L.J. Rose | 5 (4-1) | 5 (4-1) |

STREAKS

| Streak | 2016-17 | Overall |
|--------------------------------------|---------|----------|
| Current won/loss streak | 1 loss | same |
| At home | 3 wins | 6 wins |
| On the road | — | 3 wins |
| On a neutral floor | 1 loss | same |
| At home vs. Nonconference | 3 wins | 14 wins |
| At home vs. WCC | — | 1 loss |
| On the road vs. Nonconference | — | 3 losses |
| On the road vs. WCC | — | 3 wins |
| On a neutral floor vs. Nonconference | 1 loss | same |
| On a neutral floor vs. WCC | — | 1 loss |
| At regular season tournament | 1 loss | same |
| At WCC Tournament | — | 1 loss |
| NCAA Tournament | — | 3 losses |
| At NIT | — | 1 loss |
| Games with a 3-point make | 5 games | 80 games |
| Vs. In-state teams | — | 2 wins |
| At home vs. in-state teams | — | 2 wins |
| On the road vs. in-state teams | — | 1 loss |

LEADS AND DEFICITS, BYU'S BIGGEST...

| | |
|------------------------------------|---------------------------------------|
| Halftime lead | 16 (48-32 vs. Coppin State, 11/17/16) |
| Halftime lead lost in defeat | 2 (46-44 vs. Valparaiso, 11/23/16) |
| Halftime deficit | — |
| Halftime deficit erased in victory | — |
| Overall lead | 42 (96-54 vs. Coppin State, 11/17/16) |
| Margin of victory | 37 (96-54 vs. Coppin State, 11/17/16) |
| Margin of defeat | 3 (89-92 vs. Valparaiso, 11/23/16) |
| Lead lost in defeat | 12 (21-9 vs. Valparaiso, 11/23/16) |
| Overall deficit | — |
| Deficit overcome in victory | 5 (5-10 vs. Princeton, 11/14/16) |

Rose vs. the state

BYU basketball coach Dave Rose has compiled a record of 34-9 vs. in-state opponents since taking over in 2005-06. He has the best winning percentage (.791) of any coach vs. in-state teams during that time and the most wins. This season, BYU plays Utah Valley at home on Nov. 26, Utah State at Vivint Smart Home Arena on Nov. 30 and Weber State at home on Dec. 7.

| Opponent | W | L | Opponent | W | L | Opponent | W | L |
|------------|----|---|---------------|----|---|-------------|---|---|
| Utah | 12 | 6 | Weber State | 11 | 0 | Utah Valley | 1 | 0 |
| Utah State | 7 | 3 | Southern Utah | 3 | 0 | | | |

AWARDS CANDIDATES

Kyle Davis

- Season high 22 points on 10 of 13 shooting vs. Saint Louis
- WCC Player of the Week (Nov. 16)
- Named Academic All-West Coast Conference
- Received Silver Honors on the WCC Commissioner's Honor Roll
- Named to the NABC Honors Court
- Received the Academic Excellence Award at the team banquet
- Nationally was ranked 84th in total rebounds, 98th in total blocks, 109th in double-doubles, 137th in blocks per game and 155th in rebounds per game
- In the WCC was 3rd in blocks, 4th in field goal percentage, 5th in defensive rebounds, 6th in rebounding and 19th in scoring
- Finished the 2015-16 season 7th all-time for blocks in a single season at BYU
- Posted season highs of 23 points (Harvard), 20 rebounds (Utah Valley), 4 assists (twice), 3 steals (Pepperdine) and 4 blocks (twice)
- Scored in double figures 28 times, 20-plus points 4 times

Nick Emery

- Candidate for the Jerry West Award
- Preseason All-WCC
- All-WCC Second Team and All-WCC Freshman Team in 2015-16
- Nationally was 59th in 3-point field goals per game and 80th in 3-point field-goal percentage
- In all games was 10th in the WCC in scoring, 13th in assists, 3rd in free-throw percentage, 3rd in steals and 4th in 3-point field goals made
- BYU's freshman record holder for 3-point field goals in a season and single game, games with 3-plus 3s and games with 5-plus 3s
- Set the BYU freshman record with 37 points at San Francisco
- Tied the BYU single-game record with 10 3s at San Francisco
- In league games was first among WCC freshmen in scoring, 3-point field goals and steals and second in free-throw percentage
- Fourth in a single season in BYU history with 97 3-pointers

Eric Mika

- Candidate for the Kareem Abdul-Jabbar Award
- Preseason All-WCC
- Posted career highs of 26 points and 18 rebounds in BYU's opener against Princeton
- Tied the BYU single-game record with 9 offensive boards against Princeton
- Three double-doubles in BYU's first four games
- Nov. 21 WCC Player of the Week
- Named to the WCC All-Freshman Team in 2013-14
- Received Silver Honors on the WCC Commissioner's Honor Roll
- Recorded the most offensive rebounds in a season at BYU (93) and averaged the 4th most offensive rebounds per game in a season (2.82)
- Posted season highs of 20 points (twice), 13 rebounds (San Francisco), 3 assists (Pacific), 3 steals (Pacific), 3 blocks (Weber State), 9 field goals made (Mount St. Mary's) and 11 free throws made (Oregon)
- Scored in double figures 24 times, 20-plus points twice, had double-figure rebounds 6 times and had 5 double-doubles

NOTES AND STORYLINES

Dave Rose

BYU head coach Dave Rose has led the Cougars to one of the most successful eras in program history since taking over in 2005. His career record of 287-100 ranks him second in BYU history in total victories and first in winning percentage (.742). Rose has been named conference coach of the year three times, led the Cougars to four conference titles, eight NCAA tournament appearances, three NIT appearances, eight 25-win seasons and 11 20-win seasons. In 2010, he led BYU to its first NCAA tournament victory in 17 years and the Cougars won at least one postseason game in the next three seasons.

BYU and the Postseason

Under Dave Rose, BYU has reached the postseason in 11-straight seasons, a school record. The previous record was six-straight seasons (1989-90 to 1994-95). During that time the Cougars have earned eight bids to the NCAA tournament and three to the NIT. The Cougars' eight NCAA tournament bids in the last 11 years are more than 217 NCAA Division I schools have since beginning their programs.

Things will be great when you shoot from downtown

In 2015-16 BYU set the team records for 3-pointers made in a single season, 3-pointers made per game and games with 10-plus 3-point field goals. See below for BYU's 3-point totals and averages under Dave Rose.

| Season | Games Played | Games w/10-plus 3s | Total 3s | 3s/Game |
|---------|--------------|--------------------|----------|---------|
| 2005-06 | 29 | 5 | 202 | 7.0 |
| 2006-07 | 34 | 7 | 256 | 7.5 |
| 2007-08 | 35 | 11 | 285 | 8.1 |
| 2008-09 | 33 | 8 | 238 | 6.8 |
| 2009-10 | 36 | 9 | 292 | 8.1 |
| 2010-11 | 37 | 11 | 312 | 8.4 |

| Season | Games Played | Games w/10-plus 3s | Total 3s | 3s/Game |
|---------|--------------|--------------------|----------|---------|
| 2011-12 | 35 | 8 | 233 | 6.7 |
| 2012-13 | 36 | 4 | 213 | 5.9 |
| 2013-14 | 35 | 3 | 177 | 5.1 |
| 2014-15 | 35 | 12 | 300 | 8.6 |
| 2015-16 | 37 | 13 | 330 | 8.9 |

Rose among the nation's best

Dave Rose is 9th in career winning percentage among active NCAA Division I head coaches (as of 11/23/16).

| Rk | Coach | Yrs. | W | L | Pct. |
|----|-------------------------|------|------|-----|-------|
| 1 | Mark Few, Gonzaga | 18 | 469 | 111 | .8086 |
| 2 | Roy Williams, UNC | 29 | 790 | 209 | .7908 |
| 3 | John Calipari, Kentucky | 25 | 625 | 185 | .7716 |
| 4 | Mike Krzyzewski, Duke | 42 | 1048 | 322 | .7650 |
| 5 | Steve Prohm, Iowa State | 11 | 130 | 41 | .7602 |
| 6 | Bill Self, Kansas | 24 | 596 | 189 | .7592 |
| 7 | Thad Matta, Ohio State | 17 | 427 | 139 | .7544 |
| 8 | Sean Miller, Arizona | 13 | 312 | 108 | .7429 |

| Rk | Coach | Yrs. | W | L | Pct. |
|----|-------------------------|------|-----|-----|-------|
| 9 | Dave Rose, BYU | 12 | 287 | 100 | .7416 |
| 10 | Rick Pitino, Louisville | 32 | 749 | 262 | .7409 |
| 11 | Jamie Dixon, Pittsburgh | 14 | 332 | 124 | .7281 |
| 12 | Bruce Pearl, Auburn | 22 | 492 | 186 | .7257 |
| 13 | Tim Cluess, Iona | 11 | 238 | 90 | .7256 |
| 14 | Shaka Smart, Texas | 8 | 186 | 71 | .7237 |
| 15 | Jim Boeheim, Syracuse | 41 | 888 | 342 | .7220 |

Keeping up with the Cougars

BYU basketball has consistently ranked among the top offensive teams in the country since 2009. Since 2009, BYU is the only team in the country to be ranked among the top-15 in scoring each year. During that span, the Cougars finished second (2009-10, 2014-15), third (2013-14), seventh (2010-11), 12th (2012-13) and 13th (2011-12). In 2015-16, BYU averaged 83.6 points per game, 9th in the country. The Cougars are averaging 88.0 in 2016-17.

Missions

Nine of BYU's players and four members of the coaching staff have served missions for The Church of Jesus Christ of Latter-day Saints. See the list below:

| Players | Coaches |
|--------------------------------------|--|
| Payton Dastrup: Panama | Dave Rose: England |
| Kyle Davis: Detroit | Tim LaComb: Boston |
| Nick Emery: Germany | Andrew May: Washington, D.C. |
| Zach Frampton: Chile | Terry Nashif: Columbia, South Carolina |
| Davin Guinn: Mexico | |
| TJ Haws: France | |
| Corbin Kaufusi: South Korea | |
| Eric Mika: Italy | |
| Braiden Shaw: Sacramento, California | |

From the gridiron to the hardwood

Junior forward Corbin Kaufusi is following in the footsteps of his brother Bronson this season as he is playing on the BYU football and basketball teams. Kaufusi is playing defensive end for Kalani Sitake in the fall and will switch back to playing forward for Dave Rose at the end of the football season. In his football debut against Arizona, Kaufusi had four solo tackles and one sack. In two years with the basketball team, Kaufusi has played in 70 games, started 36, and has averages of 4.6 points, 4.2 rebounds and 1.1 blocks per game.

Record-breaking brothers

Sophomore guard Nick Emery and freshman guard TJ Haws both have brothers who played for Dave Rose and set records during their BYU careers. Emery's brother Jackson played at BYU from 2005-06, 2008-11, and became BYU's record holder for steals in a season (101 in 2010-11) and career (249). Haws' older brother Tyler played from 2009-10, 12-15 and finished his career as BYU's all-time leading scorer with 2,720 career points.

Together again

Four members of the 2016-17 BYU basketball team – Nick Emery, TJ Haws, Eric Mika and Zach Frampton – and assistant coach Quincy Lewis are being reunited in 2016-17. Prior to coming to BYU, Lewis was the head coach at Lone Peak High School and in 2012-13, he had Emery, Haws, Mika and Frampton on his team. That season the Knights finished 26-1, won the Utah 5A state title and the MaxPreps.com National Championship. Emery, Haws and Mika were all named first-team all-state while Emery was named Mr. Basketball by the Deseret News and the Utah Gatorade Player of the Year.

BYU'S RECORD WHEN ...

| Venue | 16-17 | H | A | N | Under Rose |
|---------------------------------|-------|-----|-----|-----|------------|
| Overall | 4-1 | 3-0 | 0-0 | 1-1 | 287-100 |
| Home | 3-0 | — | — | — | 163-17 |
| Away | 0-0 | — | — | — | 82-52 |
| Neutral | 1-1 | — | — | — | 42-31 |
| Lead at the half/end of game... | 16-17 | H | A | N | Under Rose |
| BYU leads at the half | 4-1 | 3-0 | 0-0 | 1-1 | 236-29 |
| Opponent leads at the half | 0-0 | 0-0 | 0-0 | 0-0 | 42-65 |
| Score tied at the half | 0-0 | 0-0 | 0-0 | 0-0 | 9-6 |
| BYU leads w/5 min left | 4-0 | 3-0 | 0-0 | 1-0 | 270-9 |
| Opponent leads w/5 min left | 0-1 | 0-0 | 0-0 | 0-1 | 14-89 |
| Score tied w/5 min left | 0-0 | 0-0 | 0-0 | 0-0 | 3-2 |
| BYU leads w/1 min left | 4-0 | 3-0 | 0-0 | 1-0 | 281-2 |
| Opponent leads w/1 min left | 0-1 | 0-0 | 0-0 | 0-1 | 3-92 |
| Score tied w/1 min left | 0-0 | 0-0 | 0-0 | 0-0 | 3-6 |
| Game goes into overtime | 0-0 | 0-0 | 0-0 | 0-0 | 8-8 |
| BYU scores... | 16-17 | H | A | N | Under Rose |
| 100-plus points | 0-0 | 0-0 | 0-0 | 0-0 | 16-1 |
| 90-99 points | 2-0 | 1-0 | 0-0 | 1-0 | 59-3 |
| 80-89 points | 2-1 | 2-0 | 0-0 | 0-1 | 96-17 |
| 70-79 points | 0-0 | 0-0 | 0-0 | 0-0 | 90-31 |
| 60-69 points | 0-0 | 0-0 | 0-0 | 0-0 | 22-42 |
| 60 or less points | 0-0 | 0-0 | 0-0 | 0-0 | 4-6 |
| Opponent scores... | 16-17 | H | A | N | Under Rose |
| 100-plus points | 0-0 | 0-0 | 0-0 | 0-0 | 2-3 |
| 90-99 points | 2-0 | 1-0 | 0-0 | 0-1 | 4-12 |
| 80-89 points | 0-0 | 0-0 | 0-0 | 0-0 | 21-37 |
| 70-79 points | 1-0 | 1-0 | 0-0 | 0-0 | 65-39 |
| 60-69 points | 2-0 | 1-0 | 0-0 | 1-0 | 118-9 |
| 50-59 points | 1-0 | 1-0 | 0-0 | 0-0 | 56-0 |
| 50 or less points | 0-0 | 0-0 | 0-0 | 0-0 | 21-0 |
| BYU double figure scorers | 16-17 | H | A | N | Under Rose |
| One player in double figures | 0-0 | 0-0 | 0-0 | 0-0 | 1-4 |
| Two players in double figures | 1-0 | 1-0 | 0-0 | 0-0 | 33-21 |
| Three players in double figures | 2-0 | 1-0 | 0-0 | 1-0 | 97-47 |
| Four players in double figures | 1-1 | 1-0 | 0-0 | 0-1 | 100-23 |
| Five players in double figures | 0-0 | 0-0 | 0-0 | 0-0 | 43-5 |
| Six players in double figures | 0-0 | 0-0 | 0-0 | 0-0 | 12-0 |
| Seven players in double figures | 0-0 | 0-0 | 0-0 | 0-0 | 1-0 |
| Shooting, rebounding and TOs | 16-17 | H | A | N | Under Rose |
| BYU shoots 50% or better | 2-0 | 1-0 | 0-0 | 1-0 | 128-10 |
| Opponent shoots 50% or better | 0-0 | 0-0 | 0-0 | 0-0 | 16-33 |
| BYU outshoots opponent | 4-0 | 3-0 | 0-0 | 1-0 | 232-19 |
| Opponent outshoots BYU | 0-1 | 0-0 | 0-0 | 0-1 | 54-79 |
| Teams shoot equal FG% | 0-0 | 0-0 | 0-0 | 0-0 | 1-2 |
| BYU outrebounds opponent | 3-0 | 2-0 | 0-0 | 1-0 | 219-28 |
| Opponent outrebounds BYU | 0-1 | 0-0 | 0-0 | 0-1 | 54-65 |
| BYU, opponent tie in rebounds | 1-0 | 1-0 | 0-0 | 0-0 | 13-7 |
| BYU has a positive TO margin | 0-1 | 0-0 | 0-0 | 0-1 | 181-41 |
| BYU has a negative TO margin | 3-0 | 3-0 | 0-0 | 0-0 | 77-47 |
| BYU, opponent tie in TOs | 1-0 | 0-0 | 0-0 | 1-0 | 28-12 |
| Wins, losses and rest | 16-17 | H | A | N | Under Rose |
| Coming off a win | 3-1 | 2-0 | 0-0 | 1-1 | 206-81 |
| Coming off a loss | 1-0 | 1-0 | 0-0 | 0-0 | 81-19 |
| Two-plus days between games | 2-0 | 2-0 | 0-0 | 0-0 | 228-73 |
| One day between games | 1-1 | 1-0 | 0-0 | 0-1 | 45-13 |
| Playing the next day | 0-0 | 0-0 | 0-0 | 0-0 | 13-14 |
| Days | 16-17 | H | A | N | Under Rose |
| Monday | 2-0 | 1-0 | 0-0 | 1-0 | 9-4 |
| Tuesday | 0-0 | 0-0 | 0-0 | 0-0 | 38-10 |
| Wednesday | 0-1 | 0-0 | 0-0 | 0-1 | 54-16 |
| Thursday | 1-0 | 1-0 | 0-0 | 0-0 | 41-21 |
| Friday | 0-0 | 0-0 | 0-0 | 0-0 | 29-7 |
| Saturday | 1-0 | 1-0 | 0-0 | 0-0 | 116-42 |

BYU'S RECORD WHEN ...

| On television | 16-17 | H | A | N | Under Rose |
|---------------------------|-------|-----|-----|-----|------------|
| All games on TV | 3-1 | 3-0 | 0-0 | 0-1 | 249-94 |
| On BYUtv | 2-0 | 2-0 | 0-0 | 0-0 | 90-8 |
| On ESPN | 0-0 | 0-0 | 0-0 | 0-0 | 2-4 |
| On ESPN2 | 1-1 | 1-0 | 0-0 | 0-1 | 15-21 |
| On ESPN3 | 0-0 | 0-0 | 0-0 | 0-0 | 24-8 |
| On ESPNEWS | 0-0 | 0-0 | 0-0 | 0-0 | 1-0 |
| On TWC/ROOT Sports | 0-0 | 0-0 | 0-0 | 0-0 | 8-7 |
| On truTV | 0-0 | 0-0 | 0-0 | 0-0 | 1-4 |
| On CBS | 0-0 | 0-0 | 0-0 | 0-0 | 4-5 |
| On Pac-12 Network | 0-0 | 0-0 | 0-0 | 0-0 | 0-4 |
| Top 25 | 16-17 | H | A | N | Under Rose |
| vs. a top 25 opponent | 0-0 | 0-0 | 0-0 | 0-0 | 12-27 |
| as a top 25 team | 0-0 | 0-0 | 0-0 | 0-0 | 57-16 |
| Months | 16-17 | H | A | N | Under Rose |
| November | 4-1 | 3-0 | 0-0 | 1-1 | 57-15 |
| December | 0-0 | 0-0 | 0-0 | 0-0 | 62-23 |
| January | 0-0 | 0-0 | 0-0 | 0-0 | 68-24 |
| February | 0-0 | 0-0 | 0-0 | 0-0 | 63-15 |
| March | 0-0 | 0-0 | 0-0 | 0-0 | 37-22 |
| April | 0-0 | 0-0 | 0-0 | 0-0 | 0-1 |
| Margin of victory/defeat | 16-17 | H | A | N | Under Rose |
| 1-4 points | 0-1 | 0-0 | 0-0 | 0-1 | 31-28 |
| 5-9 points | 1-0 | 1-0 | 0-0 | 0-0 | 49-29 |
| 10-15 points | 0-0 | 0-0 | 0-0 | 0-0 | 74-25 |
| 16-19 points | 1-0 | 1-0 | 0-0 | 0-0 | 33-13 |
| 20-29 points | 0-0 | 0-0 | 0-0 | 0-0 | 55-5 |
| 30-39 points | 2-0 | 1-0 | 0-0 | 1-0 | 30-0 |
| 40-49 points | 0-0 | 0-0 | 0-0 | 0-0 | 9-0 |
| 50+ points | 0-0 | 0-0 | 0-0 | 0-0 | 6-0 |
| BYU points per possession | 16-17 | H | A | N | Under Rose |
| > 1.4 | 0-0 | 0-0 | 0-0 | 0-0 | 6-0 |
| 1.3-1.399 | 0-0 | 0-0 | 0-0 | 0-0 | 23-0 |
| 1.2-1.299 | 0-0 | 0-0 | 0-0 | 0-0 | 72-0 |
| 1.1-1.199 | 2-0 | 1-0 | 0-0 | 1-0 | 78-11 |
| 1.0-1.099 | 2-1 | 2-0 | 0-0 | 0-1 | 81-39 |
| 0.9-0.999 | 0-0 | 0-0 | 0-0 | 0-0 | 24-33 |
| 0.8-0.899 | 0-0 | 0-0 | 0-0 | 0-0 | 3-16 |
| < 0.8 | 0-0 | 0-0 | 0-0 | 0-0 | 0-1 |
| Opp points per possession | 16-17 | H | A | N | Under Rose |
| > 1.4 | 0-0 | 0-0 | 0-0 | 0-0 | 0-0 |
| 1.3-1.399 | 0-0 | 0-0 | 0-0 | 0-0 | 0-2 |
| 1.2-1.299 | 0-0 | 0-0 | 0-0 | 0-0 | 3-18 |
| 1.1-1.199 | 0-1 | 0-0 | 0-0 | 0-1 | 13-41 |
| 1.0-1.099 | 0-0 | 0-0 | 0-0 | 0-0 | 63-32 |
| 0.9-0.999 | 1-0 | 1-0 | 0-0 | 0-0 | 91-6 |
| 0.8-0.899 | 1-0 | 1-0 | 0-0 | 0-0 | 62-1 |
| < 0.8 | 2-0 | 1-0 | 0-0 | 1-0 | 55-0 |

DUNKS

| | 2016-17 | Career |
|----------------|---------|--------|
| Corbin Kaufusi | 0 | 34 |
| Eric Mika | 6 | 29 |
| Kyle Davis | 2 | 15 |
| Nick Emery | 0 | 1 |
| Yoeli Childs | 6 | 6 |
| Braiden Shaw | 1 | 1 |
| BYU | 15 | |
| Opponents | 5 | |

LATE GAME FREE THROWS, 5:00-2:00

| Player | Season | Career |
|----------------|----------------|--------------|
| Eric Mika | 1-2 (.500) | 10-16 (.625) |
| Corbin Kaufusi | 0-0 (.000) | 7-16 (.438) |
| Braiden Shaw | 0-0 (.000) | 2-4 (.500) |
| Kyle Davis | 0-0 (.000) | 7-12 (.583) |
| Nick Emery | 0-0 (.000) | 11-13 (.846) |
| Davin Guinn | 2-2 (1.000) | 5-8 (.625) |
| TJ Haws | 3-4 (.750) | 3-4 (.750) |
| Yoeli Childs | 0-2 (.000) | 0-2 (.000) |
| Totals | 6-10 (.600) | |
| Under Rose | 708-975 (.726) | |

LATE GAME FREE THROWS, 2:00-0:00

| Player | Season | Career |
|----------------|-----------------|--------------|
| Eric Mika | 0-0 (.000) | 2-3 (.667) |
| Corbin Kaufusi | 0-0 (.000) | 3-5 (.600) |
| Braiden Shaw | 0-0 (.000) | 1-3 (.333) |
| Nick Emery | 4-5 (.800) | 25-29 (.862) |
| Kyle Davis | 1-2 (.500) | 6-9 (.669) |
| Jamal Aytes | 0-0 (.000) | 3-4 (.750) |
| Davin Guinn | 0-0 (.000) | 2-2 (1.000) |
| L.J. Rose | 1-2 (.500) | 1-2 (.500) |
| Elijah Bryant | 1-2 (.500) | 1-2 (.500) |
| Totals | 7-11 (.636) | |
| Under Rose | 941-1255 (.750) | |

2016-17 SCORING BY HALF (BYU-OPPONENT)

| Opponent | 1st half | Margin | FG % | 2nd half | Margin | FG % | OT | Margin | FG % | Final | Margin | FG % |
|---------------------|--------------|------------|------------------|--------------|------------|------------------|----|--------|------|--------------|------------|------------------|
| Princeton | 44-35 | +9 | 46.4-36.1 | 38-38 | 0 | 34.4-38.9 | — | — | — | 82-73 | +9 | 40.0-37.5 |
| Coppin State | 48-32 | +16 | 48.5-30.2 | 48-27 | +21 | 56.3-21.1 | — | — | — | 96-59 | +37 | 52.3-25.9 |
| Coastal Carolina | 40-25 | +15 | 45.7-26.3 | 41-40 | +1 | 50.0-42.1 | — | — | — | 81-65 | +16 | 47.8-34.2 |
| vs. Saint Louis | 40-33 | +7 | 46.4-33.3 | 52-29 | +23 | 54.1-36.7 | — | — | — | 92-62 | +30 | 50.8-34.8 |
| vs. Valparaiso | 46-44 | +2 | 42.9-45.5 | 43-48 | -5 | 44.0-41.9 | — | — | — | 89-92 | -3 | 43.3-43.8 |
| Utah Valley | | | | | | | | | | | | |
| vs. Utah State | | | | | | | | | | | | |
| vs. USC | | | | | | | | | | | | |
| Weber State | | | | | | | | | | | | |
| Colorado | | | | | | | | | | | | |
| vs. Illinois | | | | | | | | | | | | |
| Idaho State | | | | | | | | | | | | |
| CSU Bakersfield | | | | | | | | | | | | |
| Santa Clara | | | | | | | | | | | | |
| at Loyola Marymount | | | | | | | | | | | | |
| at Saint Mary's | | | | | | | | | | | | |
| Pacific | | | | | | | | | | | | |
| San Francisco | | | | | | | | | | | | |
| at San Diego | | | | | | | | | | | | |
| Pepperdine | | | | | | | | | | | | |
| at Pacific | | | | | | | | | | | | |
| at Santa Clara | | | | | | | | | | | | |
| Loyola Marymount | | | | | | | | | | | | |
| Gonzaga | | | | | | | | | | | | |
| Portland | | | | | | | | | | | | |
| at Pepperdine | | | | | | | | | | | | |
| at San Francisco | | | | | | | | | | | | |
| San Diego | | | | | | | | | | | | |
| Saint Mary's | | | | | | | | | | | | |
| at Portland | | | | | | | | | | | | |
| at Gonzaga | | | | | | | | | | | | |
| Totals | 43.6-33.8 | +9.8 | 45.9-33.9 | 44.4-36.4 | +8.0 | 48.1-35.8 | — | — | — | 88.0-70.2 | +17.8 | 47.0-34.8 |

* Superlatives in bold

2016-17 Offensive Trends (BYU-Opponent)

| Opponent | Points/Point | Points Off TO | 2nd Chance Points | Fastbreak Points | Bench Points | Big Run | Big Lead | | | | | |
|---------------------------|-------------------|---------------|-------------------|------------------|-------------------|---------|--------------------|----|-------------------|-----|-------------------|--------------|
| Princeton | 32 | 30 | 13 | 8 | 22 | 12 | 4 | 0 | 10 | 30 | 10-0/5-0 | 11/5 |
| Coppin State | 46 | 24 | 16 | 15 | 15 | 7 | 17 | 4 | 45 | 29 | 12-0/5-0 | 42 /- |
| Coastal Carolina | 40 | 32 | 8 | 13 | 5 | 13 | 6 | 2 | 23 | 27 | 6-0/8-0 | 24/- |
| vs. Saint Louis | 58 | 32 | 18 | 17 | 15 | 15 | 4 | 2 | 27 | 15 | 16-0 /10-0 | 30/- |
| vs. Valparaiso | 26 | 34 | 11 | 22 | 12 | 13 | 4 | 6 | 32 | 6 | 8-0/7-0 | 12/8 |
| Utah Valley | | | | | | | | | | | | |
| vs. Utah State | | | | | | | | | | | | |
| vs. USC | | | | | | | | | | | | |
| Weber State | | | | | | | | | | | | |
| Colorado | | | | | | | | | | | | |
| vs. Illinois | | | | | | | | | | | | |
| Idaho State | | | | | | | | | | | | |
| CSU Bakersfield | | | | | | | | | | | | |
| Santa Clara | | | | | | | | | | | | |
| at Loyola Marymount | | | | | | | | | | | | |
| at Saint Mary's | | | | | | | | | | | | |
| Pacific | | | | | | | | | | | | |
| San Francisco | | | | | | | | | | | | |
| at San Diego | | | | | | | | | | | | |
| Pepperdine | | | | | | | | | | | | |
| at Pacific | | | | | | | | | | | | |
| at Santa Clara | | | | | | | | | | | | |
| Loyola Marymount | | | | | | | | | | | | |
| Gonzaga | | | | | | | | | | | | |
| Portland | | | | | | | | | | | | |
| at Pepperdine | | | | | | | | | | | | |
| at San Francisco | | | | | | | | | | | | |
| San Diego | | | | | | | | | | | | |
| Saint Mary's | | | | | | | | | | | | |
| at Portland | | | | | | | | | | | | |
| at Gonzaga | | | | | | | | | | | | |
| Totals | 202 | 152 | 66 | 75 | 69 | 60 | 35 | 14 | 137 | 107 | | |
| Times Led, Record (W/L/T) | 4-0/0-1/0-0 | | 3-0/1-1/0-0 | | 2-0/1-1/1-0 | | 4-0/0-1/0-0 | | 2-1/2-0/0-0 | | | |
| Under Rose (W/L/T) | 189-36/81-62/17-2 | | 227-39/52-55/8-6 | | 178-46/89-49/20-5 | | 209-53/47-32/31-15 | | 165-37/115-59/7-3 | | | |

* Superlatives in bold

| No. | Name | Pos. | Ht. | Wt. | Yr. | Hometown (Previous School) |
|-----|----------------|------|------|-----|-----|--------------------------------------|
| 2 | Zach Frampton | G | 6-3 | 185 | Fr. | Highland, Utah (Lone Peak HS) |
| 3 | Elijah Bryant | G | 6-5 | 210 | So. | Gwinnett, Georgia (Elon) |
| 4 | Nick Emery | G | 6-2 | 185 | So. | Alpine, Utah (Lone Peak HS) |
| 5 | L.J. Rose | G | 6-3 | 200 | Sr. | Houston, Texas (Houston) |
| 10 | Steven Beo | G | 6-3 | 180 | Fr. | Richland, Washington (Richland HS) |
| 12 | Eric Mika | F | 6-10 | 230 | So. | Alpine, Utah (Lone Peak HS) |
| 13 | Colby Leifson | G | 6-4 | 190 | Fr. | Suwanee, Georgia (North Gwinnett HS) |
| 15 | Payton Dastrup | F | 6-10 | 250 | Fr. | Mesa, Arizona (Mountain View HS) |
| 21 | Kyle Davis | F | 6-8 | 225 | Sr. | Draper, Utah (Utah State) |
| 23 | Yoeli Childs | F | 6-8 | 225 | Fr. | South Jordan, Utah (Bingham HS) |
| 24 | Davin Guinn | G | 6-5 | 190 | Jr. | Murrieta, California (UC Riverside) |
| 30 | TJ Haws | G | 6-4 | 170 | Fr. | Alpine, Utah (Lone Peak HS) |
| 31 | Braiden Shaw | F | 6-9 | 210 | So. | Eagle, Idaho (Eagle HS) |
| 40 | Jamal Aytes | F | 6-6 | 235 | Jr. | San Diego, California (UNLV) |
| 44 | Corbin Kaufusi | C | 6-10 | 260 | Jr. | Provo, Utah (Timpview HS) |

| Pronunciations | |
|-------------------------------|-------------------------|
| JAMAL AYTES ATE-s or 8's | Erick Schork SH-ork |
| YOELI CHILDS YO-lee | TERRY NASHIF NASH-if |
| CORBIN KAUFUSI KAW-foo-see | ROBERT RAMOS RAY-mus |
| COLBY LEIFSON LAFE-son | |
| BRAIDEN SHAW BRAY-den | |

Head Coach: Dave Rose, 12th year (Houston, 1983)
 Associate Head Coach: Tim LaComb (Utah, 2006)
 Assistant Head Coach: Terry Nashif (BYU, 2005)
 Assistant Coach: Quincy Lewis (Wagner, 1993)
 Director of Basketball Operations: Andrew May (BYU, 2010)
 Coordinator of Player Development: Garrett Faucette (BYU, 2008)
 Graduate Assistant: Lee Cummard (BYU, 2009)
 Team Trainer: Robert Ramos (BYU, 1995)
 Strength and Conditioning Coach: Erick Schork (Springfield, 1995)

| 2016-17 SEASON AND CAREER HIGHS | | | | | |
|---------------------------------|----------------|--------|----------------------------------|--|---|
| # | Player | | Points | Rebounds | Assists |
| 2 | Zach Frampton | Season | — | 4 vs. Coppin State | 1 vs. Saint Louis |
| | | Career | Same | Same | Same |
| 3 | Elijah Bryant | Season | 11 vs. Coppin State | 7 vs. Coppin State | 3 vs. Coppin State, vs. Coastal Carolina |
| | | Career | Same | Same | Same |
| 4 | Nick Emery | Season | 15 vs. Princeton | 8 vs. Princeton | 4 vs. Princeton |
| | | Career | 37 at San Francisco (2015-16) | 9 vs. San Diego (2015-16) | 7 vs. MVSU (2015-16) |
| 5 | L.J. Rose | Season | 9 vs. Coastal Carolina | 12 vs. Saint Louis | 9 vs. Coastal Carolina |
| | | Career | Same | Same | Same |
| 10 | Steven Beo | Season | — | 1 vs. Coppin State | 1 Coppin State |
| | | Career | Same | Same | Same |
| 12 | Eric Mika | Season | 26 vs. Princeton | 18 vs. Princeton | 3 vs. Princeton |
| | | Career | 26 vs. Princeton (2016-17) | 18 vs. Princeton (2016-17) | 3, twice, last vs. Princeton (2016-17) |
| 13 | Colby Leifson | Season | 3 vs. Coppin State | 3 vs. Coppin State | 1 vs. Coppin State |
| | | Career | Same | Same | Same |
| 15 | Payton Dastrup | Season | 9 vs. Coppin State | 4 vs. Saint Louis | — |
| | | Career | Same | Same | Same |
| 21 | Kyle Davis | Season | 22 vs. Saint Louis | 6 vs. Coppin State, vs. Coastal Carolina | 2, 3 times, last vs. Valparaiso |
| | | Career | 23 vs. Harvard (2015-16) | 20 vs. Utah Valley (2015-16) | 4, twice, last vs. Central Michigan (2015-16) |
| 23 | Yoeli Childs | Season | 8 vs. Coppin State | 15 vs. Coppin State | 3 vs. Coppin State |
| | | Career | Same | Same | Same |
| 24 | Davin Guinn | Season | 11 vs. Valparaiso | 5 vs. Saint Louis | 1, twice, last vs. Valparaiso |
| | | Career | Same | 3 vs. Portland (2015-16) | 1, 3 times, last vs. Valparaiso |
| 30 | TJ Haws | Season | 20 vs. Princeton | 5 vs. Coppin State | 5 vs. Coastal Carolina |
| | | Career | Same | Same | Same |
| 31 | Braiden Shaw | Season | 2, 3 times, last vs. Valparaiso | 2, twice, last vs. Valparaiso | — |
| | | Career | 3 vs. Adams State (2015-16) | 3 vs. San Diego, vs. Portland (2015-16) | 1, 3 times, last vs. San Diego (2015-16) |
| 40 | Jamal Aytes | Season | 12 vs. Saint Louis | 5 vs. Saint Louis | 1 vs. Saint Louis |
| | | Career | 11 vs. Adams State (2015-16) | 6 vs. New Mexico (2015-16) | 1, 3 times, last at Santa Clara (2015-16) |
| 44 | Corbin Kaufusi | Season | — | — | — |
| | | Career | 17 at Long Beach State (2015-16) | 10, twice, last at San Francisco (2015-16) | 2 vs. San Diego (2015-16) |

| GEOGRAPHIC BREAKDOWN | |
|----------------------|---|
| Arizona | Payton Dastrup |
| California | Jamal Aytes Davin Guinn |
| Georgia | Elijah Bryant Colby Leifson |
| Idaho | Braiden Shaw |
| Texas | L.J. Rose |
| Utah | Yoeli Childs, Kyle Davis, Nick Emery, Zach Frampton, TJ Haws, Corbin Kaufusi, Eric Mika |
| Washington | Steven Beo |

| CLASS BREAKDOWN | | | |
|-------------------------|--|--|---|
| Seniors | Juniors | Sophomores | Freshmen |
| Kyle Davis L.J. Rose | Jamal Aytes Davin Guinn Corbin Kaufusi | Elijah Bryant Nick Emery Eric Mika Braiden Shaw | Colby Leifson Steven Beo Payton Dastrup Yoeli Childs Zach Frampton TJ Haws |

#2 • ZACH FRAMPTON
6-3 • 185 • FR • GUARD



HIGHLAND, UTAH
LONE PEAK HS

2016-17 SEASON — PPG: 0.0 RPG: 2.0 APG: 0.3 BPG: 0.0 SPG: 0.0 FG%: .000 3FG%: .000 FT%: .000

In 2016-17 • Sophomore

- Grabbed 4 rebounds in his BYU debut against Coppin State
- Had 1 rebound and 1 assist vs. Saint Louis

Before BYU

- Played for Quincy Lewis at Lone Peak High School
- As a senior in 2013-14 averaged 11.3 points, 6.8 rebounds, 3.3 assists and 2.5 steals per game while helping Lone Peak to a record of 23-3 overall and 11-1 in region play
- Scored a career-best 24 against Pleasant Grove in the 5A state title game to help Lone Peak capture its fourth-straight state title

Personal

- Parents are Alan and Debbie Frampton
- Has three brothers and one sister
- His father Alan played one season at BYU in 1989-90
- Served a mission for The Church of Jesus Christ of Latter-day Saints in Chile

2016-17 SEASON HIGHS

| | |
|-------|---|
| PTS | — |
| 1st H | — |
| 2nd H | — |
| REB | 4 vs. Coppin State – 11/17/16 |
| AST | 1 vs. Saint Louis – 11/19/16 |
| STL | — |
| BLK | — |
| FGM | — |
| FGA | 1, twice, last vs. Saint Louis – 11/19/16 |
| 3PM | — |
| 3PA | — |
| FTM | — |
| FTA | — |

MISCELLANEOUS

| | 16-17 | Career |
|----------------------|-------|--------|
| Double-Figure Points | — | — |
| 20-plus Points | — | — |
| Double-Figure Reb | — | — |
| Double-Doubles | — | — |
| 3-plus Steals | — | — |
| 3-plus Blocks | — | — |
| 3-plus 3-point FG | — | — |
| Scoring Leader | — | — |
| Rebound Leader | — | — |
| Assist Leader | — | — |

2016-17 GAME-BY-GAME

| Opponent | Date | GS | Min | FG | FGA | Pct | 3FG | FGA | Pct | FT | FTA | Pct | Off | Def | TR | Avg | PF | FO | A | TO | Blk | Stl | Pts | Avg |
|---------------------|----------|----|-----|----|-----|------|------|-----|------|------|-----|------|------|-----|----|-----|-----|----|---|----|-----|-----|-----|-----|
| Princeton | 11/14/16 | | | | | | | | | | | | | | | | | | | | | | | |
| DNP | | | | | | | | | | | | | | | | | | | | | | | | |
| Coppin State | 11/17/16 | | 8 | 0 | 1 | .000 | 0 | 0 | .000 | 0 | 0 | .000 | 0 | 4 | 4 | 4.0 | 2 | 0 | 0 | 0 | 0 | 0 | 0 | 0.0 |
| Coastal Carolina | 11/19/16 | | 3 | 0 | 0 | .000 | 0 | 0 | .000 | 0 | 0 | .000 | 0 | 1 | 1 | 2.5 | 0 | 0 | 0 | 0 | 0 | 0 | 0 | 0.0 |
| vs. Saint Louis | 11/21/16 | | 3 | 0 | 1 | .000 | 0 | 0 | .000 | 0 | 0 | .000 | 0 | 1 | 1 | 2.0 | 0 | 0 | 1 | 0 | 0 | 0 | 0 | 0.0 |
| vs. Valparaiso | 11/23/16 | | | | | | | | | | | | | | | | | | | | | | | |
| DNP | | | | | | | | | | | | | | | | | | | | | | | | |
| Utah Valley | 11/26/16 | | | | | | | | | | | | | | | | | | | | | | | |
| vs. Utah State | 11/30/16 | | | | | | | | | | | | | | | | | | | | | | | |
| vs. USC | 12/03/16 | | | | | | | | | | | | | | | | | | | | | | | |
| Weber State | 12/07/16 | | | | | | | | | | | | | | | | | | | | | | | |
| Colorado | 12/10/16 | | | | | | | | | | | | | | | | | | | | | | | |
| vs. Illinois | 12/17/16 | | | | | | | | | | | | | | | | | | | | | | | |
| Idaho State | 12/20/16 | | | | | | | | | | | | | | | | | | | | | | | |
| CSU Bakersfield | 12/22/16 | | | | | | | | | | | | | | | | | | | | | | | |
| Santa Clara | 12/29/16 | | | | | | | | | | | | | | | | | | | | | | | |
| at Loyola Marymount | 12/31/16 | | | | | | | | | | | | | | | | | | | | | | | |
| at Saint Mary's | 01/05/17 | | | | | | | | | | | | | | | | | | | | | | | |
| Pacific | 01/07/17 | | | | | | | | | | | | | | | | | | | | | | | |
| San Francisco | 01/12/17 | | | | | | | | | | | | | | | | | | | | | | | |
| at San Diego | 01/14/17 | | | | | | | | | | | | | | | | | | | | | | | |
| Pepperdine | 01/19/17 | | | | | | | | | | | | | | | | | | | | | | | |
| at Pacific | 01/21/17 | | | | | | | | | | | | | | | | | | | | | | | |
| at Santa Clara | 01/26/17 | | | | | | | | | | | | | | | | | | | | | | | |
| Loyola Marymount | 01/28/17 | | | | | | | | | | | | | | | | | | | | | | | |
| Gonzaga | 02/02/17 | | | | | | | | | | | | | | | | | | | | | | | |
| Portland | 02/04/17 | | | | | | | | | | | | | | | | | | | | | | | |
| at Pepperdine | 02/09/17 | | | | | | | | | | | | | | | | | | | | | | | |
| at San Francisco | 02/11/17 | | | | | | | | | | | | | | | | | | | | | | | |
| San Diego | 02/16/17 | | | | | | | | | | | | | | | | | | | | | | | |
| Saint Mary's | 02/18/17 | | | | | | | | | | | | | | | | | | | | | | | |
| at Portland | 02/23/17 | | | | | | | | | | | | | | | | | | | | | | | |
| at Gonzaga | 02/25/17 | | | | | | | | | | | | | | | | | | | | | | | |
| Totals | | | 0 | 14 | 0 | 2 | .000 | 0 | 0 | .000 | 0 | 0 | .000 | 0 | 6 | 6 | 2.0 | 2 | 0 | 1 | 0 | 0 | 0 | 0.0 |


CAREER STATISTICS (ALL GAMES)

| Year | GP | GS | Min | Avg | FG | FGA | Pct | 3FG | FGA | Pct | FT | FTA | Pct | Off | Def | TR | Avg | PF | FO | A | TO | Blk | Stl | Pts | Avg |
|---------|----|----|-----|-----|----|-----|------|-----|-----|------|----|-----|------|-----|-----|----|-----|----|----|---|----|-----|-----|-----|-----|
| 2016-17 | 3 | 0 | 14 | 4.7 | 0 | 2 | .000 | 0 | 0 | .000 | 0 | 0 | .000 | 0 | 6 | 6 | 2.0 | 2 | 0 | 1 | 0 | 0 | 0 | 0 | 0.0 |
| TOTAL | 3 | 0 | 14 | 4.7 | 0 | 2 | .000 | 0 | 0 | .000 | 0 | 0 | .000 | 0 | 6 | 6 | 2.0 | 2 | 0 | 1 | 0 | 0 | 0 | 0 | 0.0 |

CAREER STATISTICS (CONFERENCE GAMES)

| Year | GP | GS | Min | Avg | FG | FGA | Pct | 3FG | FGA | Pct | FT | FTA | Pct | Off | Def | TR | Avg | PF | FO | A | TO | Blk | Stl | Pts | Avg | |
|---------|----|----|-----|-----|----|-----|-----|-----|-----|-----|----|-----|-----|-----|-----|----|-----|----|----|---|----|-----|-----|-----|-----|--|
| 2016-17 | | | | | | | | | | | | | | | | | | | | | | | | | | |
| TOTAL | | | | | | | | | | | | | | | | | | | | | | | | | | |

#3 • ELIJAH BRYANT
6-5 • 210 • SO • GUARD



GWINNETT, GEORGIA
ELON

2016-17 SEASON — PPG: 6.4 RPG: 3.8 APG: 1.6 BPG: 0.2 SPG 0.8 FG%: .286 3FG%: .063 FT%: .882

In 2016-17 • Sophomore

- Totaled 9 points, 5 boards and 3 assists vs. Coastal Carolina
- Had 11 points, 7 rebounds, 3 assists and 2 steals vs. Coppin State
- Totaled 5 points, 6 rebounds, 1 assist and 1 steal vs. Princeton, his BYU debut

In 2015-16 • Redshirt

- Sat out due to NCAA transfer rules

Before BYU

- Averaged 14.2 points, 4.2 rebounds, 2.7 assists and 1.3 steals as a freshman at Elon
- Named the Colonial Athletic Conference Rookie of the Year and earned third-team All-CAA and CAA All-Rookie Team honors
- Named the CAA Rookie of the Week six times
- Registered a double-double with 15 points and 10 boards at William & Mary
- Scored a career-best 32 points at Drexel
- Totaled 25 points while hitting 6 3s and added 6 boards and 6 assists at home vs. William & Mary
- Prepped at New Hampton School in New Hampshire
- Averaged 13 points, 4 boards and 4 assists in 2013-14
- Led the Huskies to the NEPSAC AAA final

Personal

- Parents are Tyree and Israel Bryant

2016-17 SEASON HIGHS

| | |
|-------|--|
| PTS | 11 vs. Coppin State – 11/17/16 |
| 1st H | 4 vs. Coppin State – 11/17/16 |
| 2nd H | 9 vs. Coastal Carolina – 11/19/16 |
| REB | 7 vs. Coppin State – 11/17/16 |
| AST | 3, twice, last vs. Coastal Carolina – 11/19/16 |
| STL | 2 vs. Coppin State – 11/17/16 |
| BLK | 1 vs. Coastal Carolina – 11/19/16 |
| FGM | 3, twice, last vs. Coastal Carolina – 11/19/16 |
| FGA | 9 vs. Coastal Carolina – 11/19/16 |
| 3PM | 1 vs. Coastal Carolina – 11/19/16 |
| 3PA | 6 vs. Coastal Carolina – 11/19/16 |
| FTM | 5, twice, last vs. Vaparaiso – 11/23/16 |
| FTA | 6 vs. Vaparaiso – 11/23/16 |

MISCELLANEOUS

| | 16-17 | Career |
|----------------------|---------|---------|
| Double-Figure Points | 1 (1-0) | 1 (1-0) |
| 20-plus Points | – | – |
| Double-Figure Reb | – | – |
| Double-Doubles | – | – |
| 3-plus Steals | – | – |
| 3-plus Blocks | – | – |
| 3-plus 3-point FG | – | – |
| Scoring Leader | – | – |
| Rebound Leader | – | – |
| Assist Leader | – | – |

2016-17 GAME-BY-GAME

| Opponent | Date | GS | Min | FG | FGA | Pct | 3FG | FGA | Pct | FT | FTA | Pct | Off | Def | TR | Avg | PF | FO | A | TO | Blk | Stl | Pts | Avg | |
|---------------------|----------|----|-----|----|-----|------|------|-----|------|------|-----|-------|------|-----|----|-----|-----|----|---|----|-----|-----|-----|-----|-----|
| Princeton | 11/14/16 | | 15 | 1 | 6 | .167 | 0 | 2 | .000 | 3 | 4 | .750 | 2 | 4 | 6 | 6.0 | 2 | 0 | 1 | 1 | 0 | 1 | 5 | 5.0 | |
| Coppin State | 11/17/16 | | 21 | 3 | 7 | .429 | 0 | 3 | .000 | 5 | 5 | 1.000 | 0 | 7 | 7 | 6.5 | 1 | 0 | 3 | 3 | 0 | 2 | 11 | 8.0 | |
| Coastal Carolina | 11/19/16 | | 20 | 3 | 9 | .333 | 1 | 6 | .167 | 2 | 2 | 1.000 | 0 | 5 | 5 | 6.0 | 2 | 0 | 3 | 1 | 1 | 0 | 9 | 8.3 | |
| vs. Saint Louis | 11/21/16 | | 6 | 0 | 2 | .000 | 0 | 2 | .000 | 0 | 0 | .000 | 0 | 0 | 0 | 4.5 | 0 | 0 | 0 | 0 | 0 | 0 | 0 | 6.3 | |
| vs. Valparaiso | 11/23/16 | | 15 | 1 | 4 | .250 | 0 | 3 | .000 | 5 | 6 | .833 | 0 | 1 | 1 | 3.8 | 3 | 0 | 1 | 3 | 0 | 1 | 7 | 6.4 | |
| Utah Valley | 11/26/16 | | | | | | | | | | | | | | | | | | | | | | | | |
| vs. Utah State | 11/30/16 | | | | | | | | | | | | | | | | | | | | | | | | |
| vs. USC | 12/03/16 | | | | | | | | | | | | | | | | | | | | | | | | |
| Weber State | 12/07/16 | | | | | | | | | | | | | | | | | | | | | | | | |
| Colorado | 12/10/16 | | | | | | | | | | | | | | | | | | | | | | | | |
| vs. Illinois | 12/17/16 | | | | | | | | | | | | | | | | | | | | | | | | |
| Idaho State | 12/20/16 | | | | | | | | | | | | | | | | | | | | | | | | |
| CSU Bakersfield | 12/22/16 | | | | | | | | | | | | | | | | | | | | | | | | |
| Santa Clara | 12/29/16 | | | | | | | | | | | | | | | | | | | | | | | | |
| at Loyola Marymount | 12/31/16 | | | | | | | | | | | | | | | | | | | | | | | | |
| at Saint Mary's | 01/05/17 | | | | | | | | | | | | | | | | | | | | | | | | |
| Pacific | 01/07/17 | | | | | | | | | | | | | | | | | | | | | | | | |
| San Francisco | 01/12/17 | | | | | | | | | | | | | | | | | | | | | | | | |
| at San Diego | 01/14/17 | | | | | | | | | | | | | | | | | | | | | | | | |
| Pepperdine | 01/19/17 | | | | | | | | | | | | | | | | | | | | | | | | |
| at Pacific | 01/21/17 | | | | | | | | | | | | | | | | | | | | | | | | |
| at Santa Clara | 01/26/17 | | | | | | | | | | | | | | | | | | | | | | | | |
| Loyola Marymount | 01/28/17 | | | | | | | | | | | | | | | | | | | | | | | | |
| Gonzaga | 02/02/17 | | | | | | | | | | | | | | | | | | | | | | | | |
| Portland | 02/04/17 | | | | | | | | | | | | | | | | | | | | | | | | |
| at Pepperdine | 02/09/17 | | | | | | | | | | | | | | | | | | | | | | | | |
| at San Francisco | 02/11/17 | | | | | | | | | | | | | | | | | | | | | | | | |
| San Diego | 02/16/17 | | | | | | | | | | | | | | | | | | | | | | | | |
| Saint Mary's | 02/18/17 | | | | | | | | | | | | | | | | | | | | | | | | |
| at Portland | 02/23/17 | | | | | | | | | | | | | | | | | | | | | | | | |
| at Gonzaga | 02/25/17 | | | | | | | | | | | | | | | | | | | | | | | | |
| Totals | | | 0 | 77 | 8 | 28 | .286 | 1 | 16 | .063 | 15 | 17 | .882 | 2 | 17 | 19 | 3.8 | 8 | 0 | 8 | 8 | 1 | 4 | 32 | 6.4 |

CAREER STATISTICS (ALL GAMES)

| Year | GP | GS | Min | Avg | FG | FGA | Pct | 3FG | FGA | Pct | FT | FTA | Pct | Off | Def | TR | Avg | PF | FO | A | TO | Blk | Stl | Pts | Avg |
|---------|----|----|-----|------|----|-----|------|-----|-----|------|----|-----|------|-----|-----|----|-----|----|----|---|----|-----|-----|-----|-----|
| 2016-17 | 5 | 0 | 77 | 15.4 | 8 | 28 | .286 | 1 | 16 | .063 | 15 | 17 | .882 | 2 | 17 | 19 | 3.8 | 8 | 0 | 8 | 8 | 1 | 4 | 32 | 6.4 |
| TOTAL | 5 | 0 | 77 | 15.4 | 8 | 28 | .286 | 1 | 16 | .063 | 15 | 17 | .882 | 2 | 17 | 19 | 3.8 | 8 | 0 | 8 | 8 | 1 | 4 | 32 | 6.4 |

CAREER STATISTICS (CONFERENCE GAMES)

| Year | GP | GS | Min | Avg | FG | FGA | Pct | 3FG | FGA | Pct | FT | FTA | Pct | Off | Def | TR | Avg | PF | FO | A | TO | Blk | Stl | Pts | Avg |
|---------|----|----|-----|-----|----|-----|-----|-----|-----|-----|----|-----|-----|-----|-----|----|-----|----|----|---|----|-----|-----|-----|-----|
| 2016-17 | | | | | | | | | | | | | | | | | | | | | | | | | |
| TOTAL | | | | | | | | | | | | | | | | | | | | | | | | | |

#4 • NICK EMERY
6-2 • 185 • SO • GUARD



ALPINE, UTAH
LONE PEAK HS

2016-17 SEASON HIGHS

| | |
|-------|--|
| PTS | 18 vs. Valparaiso – 11/23/16 |
| 1st H | 13 vs. Valparaiso – 11/23/16 |
| 2nd H | 5 vs. Valparaiso – 11/23/16 |
| REB | 8 vs. Princeton – 11/14/16 |
| AST | 4 vs. Princeton – 11/14/16 |
| STL | 3, twice, last vs. Valparaiso – 11/23/16 |
| BLK | 1 vs. Valparaiso – 11/23/16 |
| FGM | 6 vs. Princeton – 11/14/16 |
| FGA | 16 vs. Valparaiso – 11/23/16 |
| 3PM | 4 vs. Valparaiso – 11/23/16 |
| 3PA | 8 vs. Valparaiso – 11/23/16 |
| FTM | 4 vs. Valparaiso – 11/23/16 |
| FTA | 5 vs. Valparaiso – 11/23/16 |

CAREER HIGHS

| | |
|-------|--|
| PTS | 37 at San Francisco – 02/11/16 |
| 1st H | 20 at San Francisco – 02/11/16 |
| 2nd H | 18 at Colorado – 12/12/15 |
| REB | 9 vs. San Diego – 02/20/16 |
| AST | 7 vs. MVSU – 11/25/15 |
| STL | 5 vs. Pepperdine – 01/30/16 |
| BLK | 2 vs. Valparaiso – 03/29/16 |
| FGM | 13 at Santa Clara – 02/13/16 |
| FGA | 21 at Santa Clara – 02/13/16 |
| 3PM | 10 at San Francisco – 02/11/16 |
| 3PA | 12 at San Francisco – 02/11/16 |
| FTM | 6, 3 times, last at San Diego – 02/18/16 |
| FTA | 8 at San Diego – 02/18/16 |

MISCELLANEOUS

| | 16-17 | Career |
|----------------------|---------|------------|
| Double-Figure Points | 4 (3-1) | 36 (25-11) |
| 20-plus Points | – | 11 (9-2) |
| Double-Figure Reb | – | 0 (0-0) |
| Double-Doubles | – | 0 (0-0) |
| 3-plus Steals | 2 (1-1) | 9 (5-4) |
| 3-plus Blocks | – | 0 (0-0) |
| 3-plus 3-point FG | 1 (0-1) | 21 (13-8) |
| Scoring Leader | 1 (0-1) | 12 (9-3) |
| Rebound Leader | – | 2 (2-0) |
| Assist Leader | 1 (1-0) | 5 (5-0) |

CAREER STATISTICS (ALL GAMES)

| Year | GP | GS | Min | Avg | FG | FGA | Pct | 3FG | FGA | Pct | FT | FTA | Pct | Off | Def | TR | Avg | PF | FO | A | TO | Blk | Stl | Pts | Avg |
|---------|----|----|------|------|-----|-----|------|-----|-----|------|----|-----|------|-----|-----|-----|-----|-----|----|-----|----|-----|-----|-----|------|
| 2015-16 | 36 | 32 | 1132 | 31.4 | 203 | 478 | .425 | 97 | 253 | .383 | 82 | 96 | .854 | 18 | 108 | 126 | 3.5 | 100 | 6 | 91 | 53 | 4 | 52 | 585 | 16.3 |
| 2016-17 | 5 | 5 | 139 | 27.8 | 24 | 59 | .407 | 10 | 30 | .333 | 11 | 12 | .917 | 2 | 16 | 18 | 3.6 | 11 | 1 | 16 | 11 | 1 | 8 | 69 | 13.8 |
| TOTAL | 41 | 37 | 1271 | 31.0 | 227 | 537 | .423 | 107 | 283 | .378 | 93 | 108 | .861 | 20 | 124 | 144 | 3.5 | 111 | 7 | 107 | 64 | 5 | 60 | 654 | 16.0 |

CAREER STATISTICS (CONFERENCE GAMES)

| Year | GP | GS | Min | Avg | FG | FGA | Pct | 3FG | FGA | Pct | FT | FTA | Pct | Off | Def | TR | Avg | PF | FO | A | TO | Blk | Stl | Pts | Avg |
|---------|----|----|-----|------|-----|-----|------|-----|-----|------|----|-----|------|-----|-----|----|-----|----|----|----|----|-----|-----|-----|------|
| 2015-16 | 18 | 18 | 560 | 31.1 | 103 | 239 | .431 | 49 | 126 | .389 | 37 | 46 | .804 | 8 | 49 | 57 | 3.2 | 49 | 2 | 43 | 22 | 1 | 25 | 292 | 16.2 |
| TOTAL | 18 | 18 | 560 | 31.1 | 103 | 239 | .431 | 49 | 126 | .389 | 37 | 46 | .804 | 8 | 49 | 57 | 3.2 | 49 | 2 | 43 | 22 | 1 | 25 | 292 | 16.2 |

2016-17 SEASON — PPG: 13.8 RPG: 3.6 APG: 3.2 BPG 0.2 SPG 1.6 FG%: .407 3FG%: .333 FT%: .917

2016-17 • Sophomore

- Scored 18 points, hit 4 3s and added 3 assists, 1 block and 3 steals vs. Valparaiso
- Had 13 points, 2 rebounds, 3 assists and 1 steal vs. Coppin State
- Scored 15 points and added 8 rebounds, 4 assists and 3 steals vs. Princeton
- A candidate for the Jerry West Award
- Named to the All-WCC Preseason Team
- A team captain

2015-16 • Freshman

- Named to the All-West Coast Conference Second Team and the All-WCC Freshman Team
- Named the WCC Player of the Week (Feb. 15)
- Named to the WCC All-Tournament Team
- The College Sports Madness All-High Major Freshman of the Year
- Nationally was 23rd in 3-point field goal attempts, 25th in 3-point field goals made, 45th in field goal attempts, 59th in 3-point field goals per game, 77th in field goals made, 80th in 3-point field goal percentage, 90th in total points and 104th in steals
- Nationally among freshmen was 6th in 3-point field goals per game, 13th in scoring and 23rd in steals per game
- In the WCC was 3rd in free-throw percentage, 3rd in steals, 4th in 3-point field goals made, 10th in scoring and 13th in assists
- Tied the BYU single-game record for 3-point field goals with 10 at San Francisco
- Finished the 2015-16 season 4th all-time in 3-pointers in a single season at BYU, 3rd in games with 3-plus 3-pointers

- Set the BYU freshman records for points in a single game, 3-pointers in a single game, games scoring in double figures, 3-point field goals and 3-point field goals per game
- Was second all-time among BYU freshmen for points, points per game, field goals made, steals and steals per game

Before BYU

- A four-year starter for Quincy Lewis at Lone Peak High School
- As a senior, helped lead Lone Peak to 26-1 record, the 2012-13 MaxPreps.com National Title and the 5A Utah state title
- Averaged 17.9 points, 3.8 rebounds, 3.7 assists, 2.9 steals as a senior
- Named a third-team All-American by MaxPreps.com
- Named the 2012-13 Mr. Basketball by the Deseret News, the 5A MVP by the Salt Lake Tribune, the Utah Gatorade Player of the Year and the Valley Player of the Year by the Daily Herald
- As a junior averaged 21.6 points, 3.4 threes, 4.0 rebounds, 2.3 assists and 2.4 steals and led Lone Peak to a 22-3 record, the 5A state title

Personal

- Wife's name is Sarah
- Parents are Derek and Patti Emery
- Has two brothers, Alex and Jackson, and one sister, Annie
- Brother Jackson played at BYU (2005-06, 08-11) and is the program's all-time steals leader
- Served a mission for The Church of Jesus Christ of Latter-day Saints in Germany

2016-17 GAME-BY-GAME

| Opponent | Date | GS | Min | FG | FGA | Pct | 3FG | FGA | Pct | FT | FTA | Pct | Off | Def | TR | Avg | PF | FO | A | TO | Blk | Stl | Pts | Avg | |
|---------------------|----------|----|-----|-----|-----|------|------|-----|------|------|-----|-------|------|-----|----|-----|-----|----|---|----|-----|-----|-----|------|------|
| Princeton | 11/14/16 | * | 37 | 6 | 14 | .429 | 1 | 7 | .143 | 2 | 2 | 1.000 | 1 | 7 | 8 | 8.0 | 2 | 0 | 4 | 3 | 0 | 3 | 15 | 15.0 | |
| Coppin State | 11/17/16 | * | 22 | 4 | 8 | .500 | 2 | 6 | .333 | 3 | 3 | 1.000 | 0 | 2 | 2 | 5.0 | 0 | 0 | 3 | 3 | 0 | 1 | 13 | 14.0 | |
| Coastal Carolina | 11/19/16 | * | 23 | 6 | 12 | .500 | 2 | 6 | .333 | 0 | 0 | .000 | 0 | 2 | 2 | 4.0 | 0 | 0 | 3 | 0 | 0 | 1 | 14 | 14.0 | |
| vs. Saint Louis | 11/21/16 | * | 24 | 3 | 9 | .333 | 1 | 3 | .333 | 2 | 2 | 1.000 | 0 | 2 | 2 | 3.5 | 5 | 1 | 3 | 3 | 0 | 0 | 9 | 12.8 | |
| vs. Valparaiso | 11/23/16 | * | 33 | 5 | 16 | .313 | 4 | 8 | .500 | 4 | 5 | .800 | 1 | 3 | 4 | 3.6 | 4 | 0 | 3 | 2 | 1 | 3 | 18 | 13.8 | |
| Utah Valley | 11/26/16 | | | | | | | | | | | | | | | | | | | | | | | | |
| vs. Utah State | 11/30/16 | | | | | | | | | | | | | | | | | | | | | | | | |
| vs. USC | 12/03/16 | | | | | | | | | | | | | | | | | | | | | | | | |
| Weber State | 12/07/16 | | | | | | | | | | | | | | | | | | | | | | | | |
| Colorado | 12/10/16 | | | | | | | | | | | | | | | | | | | | | | | | |
| vs. Illinois | 12/17/16 | | | | | | | | | | | | | | | | | | | | | | | | |
| Idaho State | 12/20/16 | | | | | | | | | | | | | | | | | | | | | | | | |
| CSU Bakersfield | 12/22/16 | | | | | | | | | | | | | | | | | | | | | | | | |
| Santa Clara | 12/29/16 | | | | | | | | | | | | | | | | | | | | | | | | |
| at Loyola Marymount | 12/31/16 | | | | | | | | | | | | | | | | | | | | | | | | |
| at Saint Mary's | 01/05/17 | | | | | | | | | | | | | | | | | | | | | | | | |
| Pacific | 01/07/17 | | | | | | | | | | | | | | | | | | | | | | | | |
| San Francisco | 01/12/17 | | | | | | | | | | | | | | | | | | | | | | | | |
| at San Diego | 01/14/17 | | | | | | | | | | | | | | | | | | | | | | | | |
| Pepperdine | 01/19/17 | | | | | | | | | | | | | | | | | | | | | | | | |
| at Pacific | 01/21/17 | | | | | | | | | | | | | | | | | | | | | | | | |
| at Santa Clara | 01/26/17 | | | | | | | | | | | | | | | | | | | | | | | | |
| Loyola Marymount | 01/28/17 | | | | | | | | | | | | | | | | | | | | | | | | |
| Gonzaga | 02/02/17 | | | | | | | | | | | | | | | | | | | | | | | | |
| Portland | 02/04/17 | | | | | | | | | | | | | | | | | | | | | | | | |
| at Pepperdine | 02/09/17 | | | | | | | | | | | | | | | | | | | | | | | | |
| at San Francisco | 02/11/17 | | | | | | | | | | | | | | | | | | | | | | | | |
| San Diego | 02/16/17 | | | | | | | | | | | | | | | | | | | | | | | | |
| Saint Mary's | 02/18/17 | | | | | | | | | | | | | | | | | | | | | | | | |
| at Portland | 02/23/17 | | | | | | | | | | | | | | | | | | | | | | | | |
| at Gonzaga | 02/25/17 | | | | | | | | | | | | | | | | | | | | | | | | |
| Totals | | | 5 | 139 | 24 | 59 | .407 | 10 | 30 | .333 | 11 | 12 | .917 | 2 | 16 | 18 | 3.6 | 11 | 1 | 16 | 11 | 1 | 8 | 69 | 13.8 |

#5 • L.J. ROSE
6-3 • 200 • SR • GUARD



HOUSTON, TEXAS
HOUSTON

2016-17 SEASON HIGHS

| | |
|-------|---|
| PTS | 9 vs. Coastal Carolina, 11/19/16 |
| 1st H | 5 vs. Coastal Carolina, 11/19/16 |
| 2nd H | 4, twice, last vs. Coastal Carolina, 11/19/16 |
| REB | 12 vs. Saint Louis – 11/19/16 |
| AST | 9 vs. Coastal Carolina, 11/19/16 |
| STL | 1, twice, last vs. Coastal Carolina, 11/19/16 |
| BLK | 1 vs. Coastal Carolina, 11/19/16 |
| FGM | 3 vs. Coastal Carolina, 11/19/16 |
| FGA | 6, twice, last vs. Coastal Carolina, 11/19/16 |
| 3PM | 1, 3 times, last vs. Saint Louis – 11/19/16 |
| 3PA | 3, twice, last vs. Saint Louis – 11/19/16 |
| FTM | 3 vs. Saint Louis – 11/19/16 |
| FTA | 4, twice, last vs. Saint Louis – 11/19/16 |

MISCELLANEOUS

| | 16-17 | Career |
|----------------------|---------|---------|
| Double-Figure Points | – | – |
| 20-plus Points | – | – |
| Double-Figure Reb | – | – |
| Double-Doubles | – | – |
| 3-plus Steals | – | – |
| 3-plus Blocks | – | – |
| 3-plus 3-point FG | – | – |
| Scoring Leader | – | – |
| Rebound Leader | 2 (1-1) | 2 (1-1) |
| Assist Leader | 4 (3-1) | 4 (3-1) |

2016-17 SEASON — PPG: 5.0 RPG: 6.2 APG: 6.2 BPG: 0.2 SPG: 0.4 FG%: .240 3FG%: .222 FT%: .786

2016-17 • Senior

- A team captain
- Had 5 points, 12 rebounds and 8 assists vs. Saint Louis
- Totaled 5 points, 5 assists, 3 rebounds and 1 steal vs. Coppin State
- Had 4 points, 3 rebounds and 3 assists vs. Princeton

Before BYU

- Played three seasons at Houston
- Played in two games in 2015-16 and averaged 3.5 points, 2.0 assists and 1.0 rebounds
- Played in two games in 2015-16 due to injury
- Played in and started 19 games as a junior in 2014-15 and averaged 9.8 points, 2.5 rebounds and 5.3 assists
- Scored a career-high 25 points at South Florida on Feb. 17, 2015
- Played in 28 games and started 25 as a sophomore in 2013-14 and averaged 8.9 points, 2.5 rebounds and 5.5 assists while shooting 40.0 percent from the field, 41.3 percent from 3 and 77.8 percent from the free-throw line
- Led the American Athletic Conference and was 29th in the nation in assists per game
- Posted a double-double with 16 points and 10 assists at Central Florida
- Played his freshman season at Baylor in 2012-13
- Dished out a career-best 12 assists vs. Hardin-Simmons on Jan. 19, 2013
- Played his senior year of high school for Russell Carr in 2011-12 at Westbury Christian High School
- Earned TABC All-State honors while leading the Wildcats to a 29-4 record

- Helped WCHS to the TAPPS-4A state championship game and earned All-Tournament honors
- Earned All-District 4 First Team and Class 4A All-State honors as a freshman and sophomore at Second Baptist School
- Named to ESPN RISE 2010 Underclass All-America team
- Following freshman season played on U16 National Team, traveling to 2009 FIBA Americas U16 Championship in Mendoza, Argentina
- Team won gold medal against tournament-host Argentina
- Ranked nation's No. 61 recruit by Scout.com, No. 63 by ESPN, No. 70 by MaxPreps.com and No. 74 by Rivals.com

Personal

- Full name is Lynden Bernard Rose, Jr.
- Parents are Lynden Sr. and Marilyn Rose
- Has one brother and one sister
- Brother Lynnard Rose plays football at Columbia
- Father played at Houston from 1980 to 1982 and was a member of Phi Slama Jama with BYU coach Dave Rose
- Served an internship during the summer of 2013 with U.S. Representative Al Green
- Majored in health at Houston

2016-17 GAME-BY-GAME

| Opponent | Date | GS | Min | FG | FGA | Pct | 3FG | FGA | Pct | FT | FTA | Pct | Off | Def | TR | Avg | PF | FO | A | TO | Blk | Stl | Pts | Avg | |
|---------------------|----------|----|-----|-----|-----|------|------|-----|------|------|-----|-------|------|-----|----|-----|-----|----|---|----|-----|-----|-----|-----|-----|
| Princeton | 11/14/16 | * | 31 | 1 | 6 | .167 | 0 | 1 | .000 | 2 | 4 | .500 | 0 | 3 | 3 | 3.0 | 2 | 0 | 3 | 2 | 0 | 0 | 4 | 4.0 | |
| Coppin State | 11/17/16 | * | 22 | 1 | 2 | .500 | 1 | 2 | .500 | 2 | 2 | 1.000 | 1 | 2 | 3 | 3.0 | 0 | 0 | 5 | 1 | 0 | 1 | 5 | 4.5 | |
| Coastal Carolina | 11/19/16 | * | 32 | 3 | 6 | .500 | 1 | 3 | .333 | 2 | 2 | 1.000 | 0 | 6 | 6 | 4.0 | 1 | 0 | 9 | 3 | 1 | 1 | 9 | 6.0 | |
| vs. Saint Louis | 11/21/16 | * | 33 | 1 | 5 | .200 | 0 | 1 | .000 | 3 | 4 | .750 | 2 | 10 | 12 | 6.0 | 1 | 0 | 8 | 0 | 0 | 0 | 5 | 5.8 | |
| vs. Valparaiso | 11/23/16 | * | 33 | 0 | 6 | .000 | 0 | 2 | .000 | 2 | 2 | 1.000 | 0 | 7 | 7 | 6.2 | 3 | 0 | 6 | 1 | 0 | 0 | 2 | 5.0 | |
| Utah Valley | 11/26/16 | | | | | | | | | | | | | | | | | | | | | | | | |
| vs. Utah State | 11/30/16 | | | | | | | | | | | | | | | | | | | | | | | | |
| vs. USC | 12/03/16 | | | | | | | | | | | | | | | | | | | | | | | | |
| Weber State | 12/07/16 | | | | | | | | | | | | | | | | | | | | | | | | |
| Colorado | 12/10/16 | | | | | | | | | | | | | | | | | | | | | | | | |
| vs. Illinois | 12/17/16 | | | | | | | | | | | | | | | | | | | | | | | | |
| Idaho State | 12/20/16 | | | | | | | | | | | | | | | | | | | | | | | | |
| CSU Bakersfield | 12/22/16 | | | | | | | | | | | | | | | | | | | | | | | | |
| Santa Clara | 12/29/16 | | | | | | | | | | | | | | | | | | | | | | | | |
| at Loyola Marymount | 12/31/16 | | | | | | | | | | | | | | | | | | | | | | | | |
| at Saint Mary's | 01/05/17 | | | | | | | | | | | | | | | | | | | | | | | | |
| Pacific | 01/07/17 | | | | | | | | | | | | | | | | | | | | | | | | |
| San Francisco | 01/12/17 | | | | | | | | | | | | | | | | | | | | | | | | |
| at San Diego | 01/14/17 | | | | | | | | | | | | | | | | | | | | | | | | |
| Pepperdine | 01/19/17 | | | | | | | | | | | | | | | | | | | | | | | | |
| at Pacific | 01/21/17 | | | | | | | | | | | | | | | | | | | | | | | | |
| at Santa Clara | 01/26/17 | | | | | | | | | | | | | | | | | | | | | | | | |
| Loyola Marymount | 01/28/17 | | | | | | | | | | | | | | | | | | | | | | | | |
| Gonzaga | 02/02/17 | | | | | | | | | | | | | | | | | | | | | | | | |
| Portland | 02/04/17 | | | | | | | | | | | | | | | | | | | | | | | | |
| at Pepperdine | 02/09/17 | | | | | | | | | | | | | | | | | | | | | | | | |
| at San Francisco | 02/11/17 | | | | | | | | | | | | | | | | | | | | | | | | |
| San Diego | 02/16/17 | | | | | | | | | | | | | | | | | | | | | | | | |
| Saint Mary's | 02/18/17 | | | | | | | | | | | | | | | | | | | | | | | | |
| at Portland | 02/23/17 | | | | | | | | | | | | | | | | | | | | | | | | |
| at Gonzaga | 02/25/17 | | | | | | | | | | | | | | | | | | | | | | | | |
| Totals | | | 5 | 151 | 6 | 25 | .240 | 2 | 9 | .222 | 11 | 14 | .786 | 3 | 28 | 31 | 6.2 | 7 | 0 | 31 | 7 | 1 | 2 | 25 | 5.0 |

CAREER STATISTICS (ALL GAMES)

| Year | GP | GS | Min | Avg | FG | FGA | Pct | 3FG | FGA | Pct | FT | FTA | Pct | Off | Def | TR | Avg | PF | FO | A | TO | Blk | Stl | Pts | Avg |
|---------|----|----|-----|------|----|-----|------|-----|-----|------|----|-----|------|-----|-----|----|-----|----|----|----|----|-----|-----|-----|-----|
| 2016-17 | 5 | 5 | 151 | 30.2 | 6 | 25 | .240 | 2 | 9 | .222 | 11 | 14 | .786 | 3 | 28 | 31 | 6.2 | 7 | 0 | 31 | 7 | 1 | 2 | 25 | 5.0 |
| TOTAL | 5 | 5 | 151 | 30.2 | 6 | 25 | .240 | 2 | 9 | .222 | 11 | 14 | .786 | 3 | 28 | 31 | 6.2 | 7 | 0 | 31 | 7 | 1 | 2 | 25 | 5.0 |

CAREER STATISTICS (CONFERENCE GAMES)

| Year | GP | GS | Min | Avg | FG | FGA | Pct | 3FG | FGA | Pct | FT | FTA | Pct | Off | Def | TR | Avg | PF | FO | A | TO | Blk | Stl | Pts | Avg |
|---------|----|----|-----|-----|----|-----|-----|-----|-----|-----|----|-----|-----|-----|-----|----|-----|----|----|---|----|-----|-----|-----|-----|
| 2016-17 | | | | | | | | | | | | | | | | | | | | | | | | | |
| TOTAL | | | | | | | | | | | | | | | | | | | | | | | | | |

#10 • STEVEN BEO
6-3 • 180 • FR • GUARD



RICHLAND, WASHINGTON
RICHLAND HS

2016-17 SEASON — PPG: 0.0 RPG: 0.5 APG: 0.5 BPG: 0.0 SPG: 0.0 FG%: .000 3FG%: .000 FT%: .000

2016-17 • Freshman

- Had 1 rebound and 1 assist vs. Coppin State
- Made his BYU debut against Princeton

Before BYU

- A four-year letterwinner for Earl Streufert at Richland High School
- Averaged 26.7 points, 6.1 rebounds and 4.4 assists as a senior and led Richland to an 18-5 record, the Mid-Columbia Conference title and the district title
- As a junior led the state in scoring at 27.7 points per game and set a Richland High single-game record with 49 points against Wenatchee
- As a junior and senior was named first-team all-state, was the Tri-City Herald All-Area Player of the Year and the Mid-Columbia Conference Player of the Year
- Earned 4A All-Tournament First Team honors while leading the Bombers to the quarterfinals of the 4A state tournament
- Started during his freshman and sophomore seasons and helped lead Richland to the state tournament each year
- As a sophomore helped the Bombers to a 25-1 record and a trip to the state title game
- Named second-team all-conference and earned 4A All-Tournament First Team honors

Personal

- Parents are Jill and Anthony Beo
- Has two sisters

2016-17 SEASON HIGHS

| | |
|-------|-------------------------------|
| PTS | — |
| 1st H | — |
| 2nd H | — |
| REB | 1 vs. Coppin State – 11/17/16 |
| AST | 1 vs. Coppin State – 11/17/16 |
| STL | — |
| BLK | — |
| FGM | — |
| FGA | 1 vs. Coppin State – 11/17/16 |
| 3PM | — |
| 3PA | 1 vs. Coppin State – 11/17/16 |
| FTM | — |
| FTA | — |

MISCELLANEOUS

| | 16-17 | Career |
|----------------------|-------|--------|
| Double-Figure Points | — | — |
| 20-plus Points | — | — |
| Double-Figure Reb | — | — |
| Double-Doubles | — | — |
| 3-plus Steals | — | — |
| 3-plus Blocks | — | — |
| 3-plus 3-point FG | — | — |
| Scoring Leader | — | — |
| Rebound Leader | — | — |
| Assist Leader | — | — |

2016-17 GAME-BY-GAME

| Opponent | Date | GS | Min | FG | FGA | Pct | 3FG | FGA | Pct | FT | FTA | Pct | Off | Def | TR | Avg | PF | FO | A | TO | Blk | Stl | Pts | Avg |
|---------------------|----------|----|-----|----|-----|------|------|-----|------|------|-----|------|------|-----|----|-----|----|----|---|----|-----|-----|-----|-----|
| Princeton | 11/14/16 | | 2 | 0 | 0 | .000 | 0 | 0 | .000 | 0 | 0 | .000 | 0 | 0 | 0 | 0.0 | 1 | 0 | 0 | 0 | 0 | 0 | 0 | 0.0 |
| Coppin State | 11/17/16 | | 10 | 0 | 1 | .000 | 0 | 1 | .000 | 0 | 1 | .000 | 0 | 1 | 1 | 0.5 | 1 | 0 | 1 | 0 | 0 | 0 | 0 | 0.0 |
| Coastal Carolina | 11/19/16 | | | | | | | | | | | | | | | | | | | | | | | |
| vs. Saint Louis | 11/21/16 | | | | | | | | | | | | | | | | | | | | | | | |
| vs. Valparaiso | 11/23/16 | | | | | | | | | | | | | | | | | | | | | | | |
| Utah Valley | 11/26/16 | | | | | | | | | | | | | | | | | | | | | | | |
| vs. Utah State | 11/30/16 | | | | | | | | | | | | | | | | | | | | | | | |
| vs. USC | 12/03/16 | | | | | | | | | | | | | | | | | | | | | | | |
| Weber State | 12/07/16 | | | | | | | | | | | | | | | | | | | | | | | |
| Colorado | 12/10/16 | | | | | | | | | | | | | | | | | | | | | | | |
| vs. Illinois | 12/17/16 | | | | | | | | | | | | | | | | | | | | | | | |
| Idaho State | 12/20/16 | | | | | | | | | | | | | | | | | | | | | | | |
| CSU Bakersfield | 12/22/16 | | | | | | | | | | | | | | | | | | | | | | | |
| Santa Clara | 12/29/16 | | | | | | | | | | | | | | | | | | | | | | | |
| at Loyola Marymount | 12/31/16 | | | | | | | | | | | | | | | | | | | | | | | |
| at Saint Mary's | 01/05/17 | | | | | | | | | | | | | | | | | | | | | | | |
| Pacific | 01/07/17 | | | | | | | | | | | | | | | | | | | | | | | |
| San Francisco | 01/12/17 | | | | | | | | | | | | | | | | | | | | | | | |
| at San Diego | 01/14/17 | | | | | | | | | | | | | | | | | | | | | | | |
| Pepperdine | 01/19/17 | | | | | | | | | | | | | | | | | | | | | | | |
| at Pacific | 01/21/17 | | | | | | | | | | | | | | | | | | | | | | | |
| at Santa Clara | 01/26/17 | | | | | | | | | | | | | | | | | | | | | | | |
| Loyola Marymount | 01/28/17 | | | | | | | | | | | | | | | | | | | | | | | |
| Gonzaga | 02/02/17 | | | | | | | | | | | | | | | | | | | | | | | |
| Portland | 02/04/17 | | | | | | | | | | | | | | | | | | | | | | | |
| at Pepperdine | 02/09/17 | | | | | | | | | | | | | | | | | | | | | | | |
| at San Francisco | 02/11/17 | | | | | | | | | | | | | | | | | | | | | | | |
| San Diego | 02/16/17 | | | | | | | | | | | | | | | | | | | | | | | |
| Saint Mary's | 02/18/17 | | | | | | | | | | | | | | | | | | | | | | | |
| at Portland | 02/23/17 | | | | | | | | | | | | | | | | | | | | | | | |
| at Gonzaga | 02/25/17 | | | | | | | | | | | | | | | | | | | | | | | |
| Totals | | | 0 | 12 | 0 | 1 | .000 | 0 | 1 | .000 | 0 | 1 | .000 | 0 | 1 | 0.5 | 2 | 0 | 1 | 0 | 0 | 0 | 0 | 0.0 |

CAREER STATISTICS (ALL GAMES)

| Year | GP | GS | Min | Avg | FG | FGA | Pct | 3FG | FGA | Pct | FT | FTA | Pct | Off | Def | TR | Avg | PF | FO | A | TO | Blk | Stl | Pts | Avg |
|---------|----|----|-----|-----|----|-----|------|-----|-----|------|----|-----|------|-----|-----|----|-----|----|----|---|----|-----|-----|-----|-----|
| 2016-17 | 2 | 0 | 12 | 6.0 | 0 | 1 | .000 | 0 | 1 | .000 | 0 | 1 | .000 | 0 | 1 | 1 | 0.5 | 2 | 0 | 1 | 0 | 0 | 0 | 0 | 0.0 |
| TOTAL | 2 | 0 | 12 | 6.0 | 0 | 1 | .000 | 0 | 1 | .000 | 0 | 1 | .000 | 0 | 1 | 1 | 0.5 | 2 | 0 | 1 | 0 | 0 | 0 | 0 | 0.0 |

CAREER STATISTICS (CONFERENCE GAMES)

| Year | GP | GS | Min | Avg | FG | FGA | Pct | 3FG | FGA | Pct | FT | FTA | Pct | Off | Def | TR | Avg | PF | FO | A | TO | Blk | Stl | Pts | Avg | |
|---------|----|----|-----|-----|----|-----|-----|-----|-----|-----|----|-----|-----|-----|-----|----|-----|----|----|---|----|-----|-----|-----|-----|--|
| 2016-17 | | | | | | | | | | | | | | | | | | | | | | | | | | |
| TOTAL | | | | | | | | | | | | | | | | | | | | | | | | | | |

#12 • ERIC MIKA
6-10 • 230 • SO • FORWARD



ALPINE, UTAH
LONE PEAK HS

2016-17 SEASON — PPG: 19.2 RPG: 9.4 APG: 1.4 BPG: 2.4 SPG: 0.4 FG%: .608 3FG%: .000 FT%: .829

2016-17 • Sophomore

- A candidate for the Kareem Abdul-Jabbar Award
- Named to the All-WCC Preseason Team
- Posted his third double-double with 20 points, 10 rebounds and 3 blocks vs. Saint Louis
- Had 19 points, 11 rebounds vs. Coastal Carolina
- Had 18 points on 6 of 8 shooting from the field, 6 of 7 from the FT line vs. Coppin State
- Set career highs with 26 points, 18 rebounds, 12 made free throws vs. Princeton

- Scored in double figures 24 times, 20-plus points twice, had double-figure rebounds 6 times and had 5 double-doubles
- Averaged 11.8 points, 6.4 rebounds, 1.0 assists and 0.7 blocks and shot .527 from the field and .617 from the free throw line

Before BYU

- Played for Quincy Lewis and helped lead Lone Peak to a 26-1 record, the 2012-13 MaxPreps.com National Title and the 5A Utah state title
- Named a third-team All-American by MaxPreps.com
- Named first-team all-state by the Deseret News and the Salt Lake Tribune
- Averaged 16.4 points, 11.2 rebounds, 1.7 blocks 1.0 assists per game and shot .671 from the field
- Earned MVP honors in the West Coast All-Star Classic as he scored a game-high 28 points for the East Team
- Scored 24 points to lead the North to a 118-114 win over the South in the Utah Valley All-Star game
- In the class of 2013 was ranked No. 28 by ESPN.com, No. 37 in Scout.com and No. 49 by Rivals.com
- Ranked No. 3 among centers by ESPN.com and Scout.com
- Ranked No. 14 among power forwards by Rivals.com

Personal

- Wife's name is Gabrielle
- Parents are Ron and Sue Mika
- Has six siblings
- Also recruited by Weber State, Utah State, Utah, Stanford and Boston College

2016-17 SEASON HIGHS

| | |
|-------|---|
| PTS | 26 vs. Princeton – 11/14/16 |
| 1st H | 14 vs. Princeton – 11/14/16 |
| 2nd H | 14 vs. Saint Louis – 11/19/16 |
| REB | 18 vs. Princeton – 11/14/16 |
| AST | 3 vs. Princeton – 11/14/16 |
| STL | 1, twice, last vs. Saint Louis – 11/19/16 |
| BLK | 3, 3 times, last vs. Saint Louis – 11/19/16 |
| FGM | 8 vs. Coastal Carolina, 11/19/16 |
| FGA | 14 vs. Princeton – 11/14/16 |
| 3PM | – |
| 3PA | – |
| FTM | 12 vs. Princeton – 11/14/16 |
| FTA | 13 vs. Princeton – 11/14/16 |

CAREER HIGHS

| | |
|-------|---|
| PTS | 26 vs. Princeton – 11/14/16 |
| 1st H | 14 vs. Princeton – 11/14/16 |
| 2nd H | 16 vs. Pacific – 1/30/14 |
| REB | 13 vs. San Francisco – 2/8/14 |
| AST | 3, twice, last vs. Princeton – 11/14/16 |
| STL | 3 vs. Pacific – 1/30/14 |
| BLK | 3, 3 times, last vs. Coastal Carolina, 11/19/16 |
| FGM | 9 vs. Mount St. Mary's – 11/15/13 |
| FGA | 16 vs. North Texas – 12/3/13 |
| 3PM | – |
| 3PA | – |
| FTM | 12 vs. Princeton – 11/14/16 |
| FTA | 16 vs. Oregon – 3/20/14 |

MISCELLANEOUS

| | 16-17 | Career |
|----------------------|---------|------------|
| Double-Figure Points | 5 (4-1) | 29 (19-10) |
| 20-plus Points | 2 (2-0) | 4 (4-0) |
| Double-Figure Reb | 3 (3-0) | 9 (7-2) |
| Double-Doubles | 3 (3-0) | 8 (7-1) |
| 3-plus Steals | 1 (1-0) | 1 (1-0) |
| 3-plus Blocks | 3 (3-0) | 4 (4-0) |
| 3-plus 3-point FG | – | 0 (0-0) |
| Scoring Leader | 3 (3-0) | 3 (3-0) |
| Rebound Leader | 2 (2-0) | 10 (5-5) |
| Assist Leader | – | 1 (1-0) |

2016-17 GAME-BY-GAME

| Opponent | Date | GS | Min | FG | FGA | Pct | 3FG | FGA | Pct | FT | FTA | Pct | Off | Def | TR | Avg | PF | FO | A | TO | Blk | Stl | Pts | Avg | |
|---------------------|----------|----|-----|-----|-----|------|------|-----|------|------|-----|------|------|-----|----|------|-----|----|---|----|-----|-----|-----|------|------|
| Princeton | 11/14/16 | * | 34 | 7 | 14 | .500 | 0 | 0 | .000 | 12 | 13 | .923 | 9 | 9 | 18 | 18.0 | 2 | 0 | 3 | 2 | 2 | 1 | 26 | 26.0 | |
| Coppin State | 11/17/16 | * | 15 | 6 | 8 | .750 | 0 | 0 | .000 | 6 | 7 | .857 | 2 | 3 | 5 | 11.5 | 1 | 0 | 1 | 2 | 3 | 0 | 18 | 22.0 | |
| Coastal Carolina | 11/19/16 | * | 25 | 8 | 12 | .667 | 0 | 0 | .000 | 3 | 6 | .500 | 2 | 9 | 11 | 11.3 | 1 | 0 | 1 | 2 | 3 | 0 | 19 | 21.0 | |
| vs. Saint Louis | 11/21/16 | * | 19 | 7 | 10 | .700 | 0 | 0 | .000 | 6 | 7 | .857 | 1 | 9 | 10 | 11.0 | 4 | 0 | 1 | 2 | 3 | 1 | 20 | 20.8 | |
| vs. Valparaiso | 11/23/16 | * | 19 | 3 | 7 | .429 | 0 | 1 | .000 | 7 | 8 | .875 | 1 | 2 | 3 | 9.4 | 4 | 0 | 1 | 2 | 1 | 0 | 13 | 19.2 | |
| Utah Valley | 11/26/16 | | | | | | | | | | | | | | | | | | | | | | | | |
| vs. Utah State | 11/30/16 | | | | | | | | | | | | | | | | | | | | | | | | |
| vs. USC | 12/03/16 | | | | | | | | | | | | | | | | | | | | | | | | |
| Weber State | 12/07/16 | | | | | | | | | | | | | | | | | | | | | | | | |
| Colorado | 12/10/16 | | | | | | | | | | | | | | | | | | | | | | | | |
| vs. Illinois | 12/17/16 | | | | | | | | | | | | | | | | | | | | | | | | |
| Idaho State | 12/20/16 | | | | | | | | | | | | | | | | | | | | | | | | |
| CSU Bakersfield | 12/22/16 | | | | | | | | | | | | | | | | | | | | | | | | |
| Santa Clara | 12/29/16 | | | | | | | | | | | | | | | | | | | | | | | | |
| at Loyola Marymount | 12/31/16 | | | | | | | | | | | | | | | | | | | | | | | | |
| at Saint Mary's | 01/05/17 | | | | | | | | | | | | | | | | | | | | | | | | |
| Pacific | 01/07/17 | | | | | | | | | | | | | | | | | | | | | | | | |
| San Francisco | 01/12/17 | | | | | | | | | | | | | | | | | | | | | | | | |
| at San Diego | 01/14/17 | | | | | | | | | | | | | | | | | | | | | | | | |
| Pepperdine | 01/19/17 | | | | | | | | | | | | | | | | | | | | | | | | |
| at Pacific | 01/21/17 | | | | | | | | | | | | | | | | | | | | | | | | |
| at Santa Clara | 01/26/17 | | | | | | | | | | | | | | | | | | | | | | | | |
| Loyola Marymount | 01/28/17 | | | | | | | | | | | | | | | | | | | | | | | | |
| Gonzaga | 02/02/17 | | | | | | | | | | | | | | | | | | | | | | | | |
| Portland | 02/04/17 | | | | | | | | | | | | | | | | | | | | | | | | |
| at Pepperdine | 02/09/17 | | | | | | | | | | | | | | | | | | | | | | | | |
| at San Francisco | 02/11/17 | | | | | | | | | | | | | | | | | | | | | | | | |
| San Diego | 02/16/17 | | | | | | | | | | | | | | | | | | | | | | | | |
| Saint Mary's | 02/18/17 | | | | | | | | | | | | | | | | | | | | | | | | |
| at Portland | 02/23/17 | | | | | | | | | | | | | | | | | | | | | | | | |
| at Gonzaga | 02/25/17 | | | | | | | | | | | | | | | | | | | | | | | | |
| Totals | | | 5 | 112 | 31 | 51 | .608 | 0 | 1 | .000 | 34 | 41 | .829 | 15 | 32 | 47 | 9.4 | 12 | 0 | 7 | 10 | 12 | 2 | 96 | 19.2 |

CAREER STATISTICS (ALL GAMES)

| Year | GP | GS | Min | Avg | FG | FGA | Pct | 3FG | FGA | Pct | FT | FTA | Pct | Off | Def | TR | Avg | PF | FO | A | TO | Blk | Stl | Pts | Avg |
|---------|----|----|-----|------|-----|-----|------|-----|-----|------|-----|-----|------|-----|-----|-----|-----|-----|----|----|----|-----|-----|-----|------|
| 2013-14 | 33 | 29 | 844 | 25.6 | 139 | 264 | .527 | 0 | 0 | .000 | 111 | 180 | .617 | 93 | 118 | 211 | 6.4 | 107 | 4 | 32 | 49 | 24 | 15 | 389 | 11.8 |
| 2016-17 | 5 | 5 | 112 | 22.4 | 31 | 51 | .608 | 0 | 1 | .000 | 34 | 41 | .829 | 15 | 32 | 47 | 9.4 | 12 | 0 | 7 | 10 | 12 | 2 | 96 | 19.2 |
| TOTAL | 38 | 34 | 956 | 25.2 | 170 | 315 | .540 | 0 | 1 | .000 | 145 | 221 | .656 | 108 | 150 | 258 | 6.8 | 119 | 4 | 39 | 59 | 36 | 17 | 485 | 12.8 |

CAREER STATISTICS (CONFERENCE GAMES)

| Year | GP | GS | Min | Avg | FG | FGA | Pct | 3FG | FGA | Pct | FT | FTA | Pct | Off | Def | TR | Avg | PF | FO | A | TO | Blk | Stl | Pts | Avg |
|---------|----|----|-----|------|----|-----|------|-----|-----|------|----|-----|------|-----|-----|----|-----|----|----|----|----|-----|-----|-----|------|
| 2013-14 | 16 | 13 | 396 | 24.8 | 58 | 108 | .537 | 0 | 0 | .000 | 50 | 81 | .617 | 36 | 59 | 95 | 5.9 | 54 | 3 | 13 | 27 | 12 | 8 | 166 | 10.4 |
| TOTAL | 16 | 13 | 396 | 24.8 | 58 | 108 | .537 | 0 | 0 | .000 | 50 | 81 | .617 | 36 | 59 | 95 | 5.9 | 54 | 3 | 13 | 27 | 12 | 8 | 166 | 10.4 |

#13 • COLBY LEIFSON
6-4 • 190 • FR • GUARD



SUWANEE, GEORGIA
NORTH GWINNETT HS

2016-17 SEASON — PPG: 1.0 RPG: 1.0 APG: 0.3 BPG: 0.0 SPG: 0.0 FG%: .125 3FG%: .143 FT%: .000

2016-17 • Freshman

- Hit his first career 3 and added 3 rebounds vs. Coppin State

Before BYU

- Prepped at North Gwinnett High School
- Averaged 17 points, shot 41 percent from 3 and made 93 percent from the free-throw line as a senior
- Made 93 3s as a senior, second all-time in a single season in Gwinnett County history
- Earned All-Gwinnett County and all-region first-team honors
- Played for the Atlanta All Stars during the AAU season
- Also recruited by High Point, Wofford, Gardner Webb and Tennessee Tech

Personal

- Parents are Ryan and Jennifer Leifson
- Has two brothers and one sister

2016-17 SEASON HIGHS

| | |
|-------|-------------------------------|
| PTS | 3 vs. Coppin State – 11/17/16 |
| 1st H | – |
| 2nd H | 3 vs. Coppin State – 11/17/16 |
| REB | 3 vs. Coppin State – 11/17/16 |
| AST | 1 vs. Coppin State – 11/17/16 |
| STL | – |
| BLK | – |
| FGM | 1 vs. Coppin State – 11/17/16 |
| FGA | 5 vs. Coppin State – 11/17/16 |
| 3PM | 1 vs. Coppin State – 11/17/16 |
| 3PA | 5 vs. Coppin State – 11/17/16 |
| FTM | – |
| FTA | – |

MISCELLANEOUS

| | 16-17 | Career |
|----------------------|-------|--------|
| Double-Figure Points | – | – |
| 20-plus Points | – | – |
| Double-Figure Reb | – | – |
| Double-Doubles | – | – |
| 3-plus Steals | – | – |
| 3-plus Blocks | – | – |
| 3-plus 3-point FG | – | – |
| Scoring Leader | – | – |
| Rebound Leader | – | – |
| Assist Leader | – | – |

2016-17 GAME-BY-GAME

| Opponent | Date | GS | Min | FG | FGA | Pct | 3FG | FGA | Pct | FT | FTA | Pct | Off | Def | TR | Avg | PF | FO | A | TO | Blk | Stl | Pts | Avg |
|---------------------|----------|----|-----|----|-----|------|------|-----|------|------|-----|------|------|-----|----|-----|-----|----|---|----|-----|-----|-----|-----|
| Princeton | 11/14/16 | | | | | | | | | | | | | | | | | | | | | | | |
| DNP | | | | | | | | | | | | | | | | | | | | | | | | |
| Coppin State | 11/17/16 | | 9 | 1 | 5 | .200 | 1 | 5 | .200 | 0 | 0 | .000 | 1 | 2 | 3 | 3.0 | 2 | 0 | 1 | 0 | 0 | 0 | 3 | 3.0 |
| Coastal Carolina | 11/19/16 | | 6 | 0 | 2 | .000 | 0 | 1 | .000 | 0 | 0 | .000 | 0 | 0 | 0 | 1.5 | 1 | 0 | 0 | 0 | 0 | 0 | 0 | 1.5 |
| vs. Saint Louis | 11/21/16 | | 6 | 0 | 1 | .000 | 0 | 1 | .000 | 0 | 0 | .000 | 0 | 0 | 0 | 1.0 | 1 | 0 | 0 | 0 | 0 | 0 | 0 | 1.0 |
| vs. Valparaiso | 11/23/16 | | | | | | | | | | | | | | | | | | | | | | | |
| DNP | | | | | | | | | | | | | | | | | | | | | | | | |
| Utah Valley | 11/26/16 | | | | | | | | | | | | | | | | | | | | | | | |
| vs. Utah State | 11/30/16 | | | | | | | | | | | | | | | | | | | | | | | |
| vs. USC | 12/03/16 | | | | | | | | | | | | | | | | | | | | | | | |
| Weber State | 12/07/16 | | | | | | | | | | | | | | | | | | | | | | | |
| Colorado | 12/10/16 | | | | | | | | | | | | | | | | | | | | | | | |
| vs. Illinois | 12/17/16 | | | | | | | | | | | | | | | | | | | | | | | |
| Idaho State | 12/20/16 | | | | | | | | | | | | | | | | | | | | | | | |
| CSU Bakersfield | 12/22/16 | | | | | | | | | | | | | | | | | | | | | | | |
| Santa Clara | 12/29/16 | | | | | | | | | | | | | | | | | | | | | | | |
| at Loyola Marymount | 12/31/16 | | | | | | | | | | | | | | | | | | | | | | | |
| at Saint Mary's | 01/05/17 | | | | | | | | | | | | | | | | | | | | | | | |
| Pacific | 01/07/17 | | | | | | | | | | | | | | | | | | | | | | | |
| San Francisco | 01/12/17 | | | | | | | | | | | | | | | | | | | | | | | |
| at San Diego | 01/14/17 | | | | | | | | | | | | | | | | | | | | | | | |
| Pepperdine | 01/19/17 | | | | | | | | | | | | | | | | | | | | | | | |
| at Pacific | 01/21/17 | | | | | | | | | | | | | | | | | | | | | | | |
| at Santa Clara | 01/26/17 | | | | | | | | | | | | | | | | | | | | | | | |
| Loyola Marymount | 01/28/17 | | | | | | | | | | | | | | | | | | | | | | | |
| Gonzaga | 02/02/17 | | | | | | | | | | | | | | | | | | | | | | | |
| Portland | 02/04/17 | | | | | | | | | | | | | | | | | | | | | | | |
| at Pepperdine | 02/09/17 | | | | | | | | | | | | | | | | | | | | | | | |
| at San Francisco | 02/11/17 | | | | | | | | | | | | | | | | | | | | | | | |
| San Diego | 02/16/17 | | | | | | | | | | | | | | | | | | | | | | | |
| Saint Mary's | 02/18/17 | | | | | | | | | | | | | | | | | | | | | | | |
| at Portland | 02/23/17 | | | | | | | | | | | | | | | | | | | | | | | |
| at Gonzaga | 02/25/17 | | | | | | | | | | | | | | | | | | | | | | | |
| Totals | | | 0 | 21 | 1 | 8 | .125 | 1 | 7 | .143 | 0 | 0 | .000 | 1 | 2 | 3 | 1.0 | 4 | 0 | 1 | 0 | 0 | 3 | 1.0 |

CAREER STATISTICS (ALL GAMES)

| Year | GP | GS | Min | Avg | FG | FGA | Pct | 3FG | FGA | Pct | FT | FTA | Pct | Off | Def | TR | Avg | PF | FO | A | TO | Blk | Stl | Pts | Avg |
|---------|----|----|-----|-----|----|-----|------|-----|-----|------|----|-----|------|-----|-----|----|-----|----|----|---|----|-----|-----|-----|-----|
| 2016-17 | 3 | 0 | 21 | 7.0 | 1 | 8 | .125 | 1 | 7 | .143 | 0 | 0 | .000 | 1 | 2 | 3 | 1.0 | 4 | 0 | 1 | 0 | 0 | 0 | 3 | 1.0 |
| TOTAL | 3 | 0 | 21 | 7.0 | 1 | 8 | .125 | 1 | 7 | .143 | 0 | 0 | .000 | 1 | 2 | 3 | 1.0 | 4 | 0 | 1 | 0 | 0 | 0 | 3 | 1.0 |

CAREER STATISTICS (CONFERENCE GAMES)

| Year | GP | GS | Min | Avg | FG | FGA | Pct | 3FG | FGA | Pct | FT | FTA | Pct | Off | Def | TR | Avg | PF | FO | A | TO | Blk | Stl | Pts | Avg | |
|---------|----|----|-----|-----|----|-----|-----|-----|-----|-----|----|-----|-----|-----|-----|----|-----|----|----|---|----|-----|-----|-----|-----|--|
| 2016-17 | | | | | | | | | | | | | | | | | | | | | | | | | | |
| TOTAL | | | | | | | | | | | | | | | | | | | | | | | | | | |

#15 • PAYTON DASTRUP
6-10 • 250 • FR • FORWARD



MESA, ARIZONA
MOUNTAIN VIEW HS

2016-17 SEASON HIGHS

| | |
|-------|---|
| PTS | 9 vs. Coppin State – 11/17/16 |
| 1st H | 4 vs. Valparaiso – 11/23/16 |
| 2nd H | 7 vs. Coppin State – 11/17/16 |
| REB | 4 vs. Saint Louis – 11/19/16 |
| AST | – |
| STL | – |
| BLK | – |
| FGM | 4 vs. Coppin State – 11/17/16 |
| FGA | 6 vs. Coppin State – 11/17/16 |
| 3PM | 1 vs. Coppin State – 11/17/16 |
| 3PA | 1, twice, last vs. Coastal Carolina, 11/19/16 |
| FTM | – |
| FTA | – |

MISCELLANEOUS

| | 16-17 | Career |
|----------------------|-------|--------|
| Double-Figure Points | – | – |
| 20-plus Points | – | – |
| Double-Figure Reb | – | – |
| Double-Doubles | – | – |
| 3-plus Steals | – | – |
| 3-plus Blocks | – | – |
| 3-plus 3-point FG | – | – |
| Scoring Leader | – | – |
| Rebound Leader | – | – |
| Assist Leader | – | – |

2016-17 SEASON — PPG: 3.3 RPG: 2.3 APG: 0.0 BPG: 0.0 SPG: 0.0 FG%: .500 3FG%: .500 FT%: .000

2016-17 • Freshman

- Totaled 4 points and 3 boards vs. Valparaiso
- Scored 9 points on 4 of 6 shooting against Coppin State

- Served a mission for The Church of Jesus Christ of Latter-day Saints in Panama

Before BYU

- Played for Gary Ernst at Mountain View High School
- As a senior in 2013-14 led Mountain View to a 21-8 record while averaging 16.5 points and 13.0 rebounds as a senior
- Earned second-team Division I All-Arizona honors from AZcentral.com and first-team All-Tribune by the East Valley Tribune
- Named Mesa All-City Boys co-MVP and earned first-team honors
- As a junior in 2012-13 led Mountain View to an 18-11 record while averaging 18.1 points, 10.9 rebounds, 3.0 assists and 2.0 blocks
- Named second-team Division I All-Arizona by AZcentral.com and first-team All-Tribune by the East Valley Tribune
- Helped Mountain View to a 21-8 record as a sophomore
- As a sophomore in 2011-12 earned honorable mention All-Arizona Division I honors from AZcentral.com
- Named honorable mention All-Tribune by the East Valley Tribune
- Named a four-star recruit by ESPN, Scout and Rivals
- National overall recruiting rankings: 98th by ESPN, 100th by Rivals
- National position recruiting rankings: 12th by ESPN, 18th by Scout
- Also recruited by Arizona, Arizona State, Florida, Ohio State, Virginia, Kansas, Utah

Personal

- Parents are Kristen and David Dastrup
- Has two sisters

2016-17 GAME-BY-GAME

| Opponent | Date | GS | Min | FG | FGA | Pct | 3FG | FGA | Pct | FT | FTA | Pct | Off | Def | TR | Avg | PF | FO | A | TO | Blk | Stl | Pts | Avg | |
|---------------------|----------|----|-----|----|-----|------|------|-----|-------|------|-----|------|------|-----|----|-----|-----|----|---|----|-----|-----|-----|-----|-----|
| Princeton | 11/14/16 | | | | | | | | | | | | DNP | | | | | | | | | | | | |
| Coppin State | 11/17/16 | | 7 | 4 | 6 | .667 | 1 | 1 | 1.000 | 0 | 0 | .000 | 0 | 2 | 2 | 2.0 | 3 | 0 | 0 | 1 | 0 | 0 | 9 | 9.0 | |
| Coastal Carolina | 11/19/16 | | 2 | 0 | 2 | .000 | 0 | 1 | .000 | 0 | 0 | .000 | 0 | 0 | 0 | 1.0 | 0 | 0 | 0 | 0 | 0 | 0 | 0 | 4.5 | |
| vs. Saint Louis | 11/21/16 | | 2 | 0 | 0 | .000 | 0 | 0 | .000 | 0 | 0 | .000 | 0 | 4 | 4 | 2.0 | 0 | 0 | 0 | 0 | 0 | 0 | 0 | 3.0 | |
| vs. Valparaiso | 11/23/16 | | 8 | 2 | 4 | .500 | 0 | 0 | .000 | 0 | 0 | .000 | 2 | 1 | 3 | 2.3 | 1 | 0 | 0 | 0 | 0 | 4 | 3.3 | | |
| Utah Valley | 11/26/16 | | | | | | | | | | | | | | | | | | | | | | | | |
| vs. Utah State | 11/30/16 | | | | | | | | | | | | | | | | | | | | | | | | |
| vs. USC | 12/03/16 | | | | | | | | | | | | | | | | | | | | | | | | |
| Weber State | 12/07/16 | | | | | | | | | | | | | | | | | | | | | | | | |
| Colorado | 12/10/16 | | | | | | | | | | | | | | | | | | | | | | | | |
| vs. Illinois | 12/17/16 | | | | | | | | | | | | | | | | | | | | | | | | |
| Idaho State | 12/20/16 | | | | | | | | | | | | | | | | | | | | | | | | |
| CSU Bakersfield | 12/22/16 | | | | | | | | | | | | | | | | | | | | | | | | |
| Santa Clara | 12/29/16 | | | | | | | | | | | | | | | | | | | | | | | | |
| at Loyola Marymount | 12/31/16 | | | | | | | | | | | | | | | | | | | | | | | | |
| at Saint Mary's | 01/05/17 | | | | | | | | | | | | | | | | | | | | | | | | |
| Pacific | 01/07/17 | | | | | | | | | | | | | | | | | | | | | | | | |
| San Francisco | 01/12/17 | | | | | | | | | | | | | | | | | | | | | | | | |
| at San Diego | 01/14/17 | | | | | | | | | | | | | | | | | | | | | | | | |
| Pepperdine | 01/19/17 | | | | | | | | | | | | | | | | | | | | | | | | |
| at Pacific | 01/21/17 | | | | | | | | | | | | | | | | | | | | | | | | |
| at Santa Clara | 01/26/17 | | | | | | | | | | | | | | | | | | | | | | | | |
| Loyola Marymount | 01/28/17 | | | | | | | | | | | | | | | | | | | | | | | | |
| Gonzaga | 02/02/17 | | | | | | | | | | | | | | | | | | | | | | | | |
| Portland | 02/04/17 | | | | | | | | | | | | | | | | | | | | | | | | |
| at Pepperdine | 02/09/17 | | | | | | | | | | | | | | | | | | | | | | | | |
| at San Francisco | 02/11/17 | | | | | | | | | | | | | | | | | | | | | | | | |
| San Diego | 02/16/17 | | | | | | | | | | | | | | | | | | | | | | | | |
| Saint Mary's | 02/18/17 | | | | | | | | | | | | | | | | | | | | | | | | |
| at Portland | 02/23/17 | | | | | | | | | | | | | | | | | | | | | | | | |
| at Gonzaga | 02/25/17 | | | | | | | | | | | | | | | | | | | | | | | | |
| Totals | | | 0 | 19 | 6 | 12 | .500 | 1 | 2 | .500 | 0 | 0 | .000 | 2 | 7 | 9 | 2.3 | 4 | 0 | 0 | 1 | 0 | 0 | 13 | 3.3 |

CAREER STATISTICS (ALL GAMES)

| Year | GP | GS | Min | Avg | FG | FGA | Pct | 3FG | FGA | Pct | FT | FTA | Pct | Off | Def | TR | Avg | PF | FO | A | TO | Blk | Stl | Pts | Avg |
|---------|----|----|-----|-----|----|-----|------|-----|-----|------|----|-----|------|-----|-----|----|-----|----|----|---|----|-----|-----|-----|-----|
| 2016-17 | 4 | 0 | 19 | 4.8 | 6 | 12 | .500 | 1 | 2 | .500 | 0 | 0 | .000 | 2 | 7 | 9 | 2.3 | 4 | 0 | 0 | 1 | 0 | 0 | 13 | 3.3 |
| TOTAL | 4 | 0 | 19 | 4.8 | 6 | 12 | .500 | 1 | 2 | .500 | 0 | 0 | .000 | 2 | 7 | 9 | 2.3 | 4 | 0 | 0 | 1 | 0 | 0 | 13 | 3.3 |

CAREER STATISTICS (CONFERENCE GAMES)

| Year | GP | GS | Min | Avg | FG | FGA | Pct | 3FG | FGA | Pct | FT | FTA | Pct | Off | Def | TR | Avg | PF | FO | A | TO | Blk | Stl | Pts | Avg |
|---------|----|----|-----|-----|----|-----|-----|-----|-----|-----|----|-----|-----|-----|-----|----|-----|----|----|---|----|-----|-----|-----|-----|
| 2016-17 | | | | | | | | | | | | | | | | | | | | | | | | | |
| TOTAL | | | | | | | | | | | | | | | | | | | | | | | | | |

#21 • KYLE DAVIS
6-8 • 225 • SR • FORWARD



DRAPER, UTAH
UTAH STATE

2016-17 SEASON — PPG: 10.0 RPG: 4.6 APG: 1.4 BPG: 1.0 SPG: 0.8 FG%: .636 3FG%: .000 FT%: .615

2016-17 • Senior

- A team captain
- Shot 10 of 13 from the field for 22 points, 3 rebounds, 2 assists, 1 block and 2 steals
- Hit 4 of 5 from the field for 8 points, 6 rebounds, 2 assists, 1 block and 1 steal vs. Coastal Carolina
- Posted 7 points, 5 rebounds and 2 blocks against Princeton

2015-16 • Junior

- WCC Player of the Week (Nov. 16)
- Named Academic All-West Coast Conference
- Received the Academic Excellence Award at the team banquet
- Nationally was ranked 84th in total rebounds, 98th in total blocks, 109th in double-doubles, 137th in blocks per game and 155th in rebounds per game
- In the WCC was 3rd in blocks, 4th in field goal percentage, 5th in defensive rebounds, 6th in rebounding and 19th in scoring
- Finished the 2015-16 season 7th all-time for blocks in a single season at BYU
- Posted season highs of 23 points (Harvard), 20 rebounds (Utah Valley), 4 assists (twice), 3 steals (Pepperdine) and 4 blocks (twice)
- Scored in double figures 28 times and 20-plus points 4 times
- Had 8 double-doubles and 8 games with double-digit rebounds
- Had 3-plus steals once and 3-plus blocks 4 times
- Led the team in scoring twice, rebounds 15 times and assists once

In 2014-15 • Redshirt

- Sat out 2014-15 due to NCAA transfer rules

Before BYU

- Started 27 of 29 games played in 2013-14 as a sophomore at Utah State
- Averaged 9.1 points and 7.6 rebounds, had a team-high 37 blocks and shot 50.3 percent from the field
- Posted 7 double-doubles and had season highs of 18 points, 15 rebounds (twice), 3 blocks (7 times) and 5 assists
- Played as a freshman at Southern Utah in 2010-11 prior to serving a two-year LDS mission
- Averaged 8.5 points, a team-high 5.3 rebounds and 1.0 block per game and shot 55.4 percent from the field
- Posted season highs of 21 points, 14 rebounds, 5 assists and 3 blocks
- Led Alta High School to the 5A state title and was named tournament MVP in 2010
- Averaged 18.5 points, 7.6 rebounds, 1.4 blocks, 1.5 steals and 1.3 assists as a senior
- Was named 2010 5A MVP and Region 4 MVP

Personal

- Parents are Mark and Debbie Davis
- Wife's name is Kelli and they have a son, Graham
- Has one brother and two sisters
- Served a mission for The Church of Jesus Christ of Latter-day Saints in Detroit

2016-17 SEASON HIGHS

| | |
|-------|---|
| PTS | 22 vs. Saint Louis – 11/19/16 |
| 1st H | 8, twice, last vs. Saint Louis – 11/19/16 |
| 2nd H | 14 vs. Saint Louis – 11/19/16 |
| REB | 6, twice, last vs. Coastal Carolina, 11/19/16 |
| AST | 2, 3 times, last vs. Valparaiso – 11/23/16 |
| STL | 2 vs. Saint Louis – 11/19/16 |
| BLK | 2 vs. Princeton – 11/14/16 |
| FGM | 10 vs. Saint Louis – 11/19/16 |
| FGA | 13 vs. Saint Louis – 11/19/16 |
| 3PM | – |
| 3PA | – |
| FTM | 3, twice, last vs. Valparaiso – 11/23/16 |
| FTA | 6 vs. Princeton – 11/14/16 |

CAREER HIGHS

| | |
|-------|--|
| PTS | 23 vs. Harvard – 12/22/15 |
| 1st H | 11 vs. UVU – 11/13/15 |
| 2nd H | 19 vs. Harvard – 12/22/15 |
| REB | 20 vs. UVU – 11/13/15 |
| AST | 4, twice, last vs. CMU – 12/18/15 |
| STL | 3 at Pepperdine – 01/23/16 |
| BLK | 4, twice, last at Gonzaga – 01/14/16 |
| FGM | 10, twice, last vs. Saint Louis – 11/19/16 |
| FGA | 14 vs. Harvard – 12/22/15 |
| 3PM | 1, 6 times, last vs. Pepperdine – 01/30/16 |
| 3PA | 2 vs. UVU – 11/13/15 |
| FTM | 8 vs. San Francisco – 01/09/16 |
| FTA | 11 vs. San Francisco – 01/09/16 |

MISCELLANEOUS

| | 16-17 | Career |
|----------------------|---------|-----------|
| Double-Figure Points | 1 (1-0) | 29 (22-7) |
| 20-plus Points | 1 (1-0) | 5 (2-3) |
| Double-Figure Reb | – | 8 (6-2) |
| Double-Doubles | – | 8 (6-2) |
| 3-plus Steals | – | 1 (0-1) |
| 3-plus Blocks | – | 4 (3-1) |
| 3-plus 3-point FG | – | – |
| Scoring Leader | 1 (1-0) | 3 (2-1) |
| Rebound Leader | – | 15 (12-3) |
| Assist Leader | – | 1 (0-1) |

2016-17 GAME-BY-GAME

| Opponent | Date | GS | Min | FG | FGA | Pct | 3FG | FGA | Pct | FT | FTA | Pct | Off | Def | TR | Avg | PF | FO | A | TO | Blk | Stl | Pts | Avg | |
|---------------------|----------|----|-----|-----|-----|------|------|-----|------|------|-----|-------|------|-----|----|-----|-----|----|---|----|-----|-----|-----|------|------|
| Princeton | 11/14/16 | * | 23 | 2 | 4 | .500 | 0 | 0 | .000 | 3 | 6 | .500 | 1 | 4 | 5 | 5.0 | 4 | 0 | 0 | 3 | 2 | 0 | 7 | 7.0 | |
| Coppin State | 11/17/16 | * | 15 | 2 | 6 | .333 | 0 | 0 | .000 | 0 | 0 | .000 | 1 | 5 | 6 | 5.5 | 2 | 0 | 1 | 2 | 0 | 1 | 4 | 5.5 | |
| Coastal Carolina | 11/19/16 | * | 21 | 4 | 5 | .800 | 0 | 0 | .000 | 0 | 1 | .000 | 1 | 5 | 6 | 5.7 | 4 | 0 | 2 | 1 | 1 | 1 | 8 | 6.3 | |
| vs. Saint Louis | 11/21/16 | * | 26 | 10 | 13 | .769 | 0 | 0 | .000 | 2 | 3 | .667 | 1 | 2 | 3 | 5.0 | 3 | 0 | 2 | 0 | 1 | 2 | 22 | 10.3 | |
| vs. Valparaiso | 11/23/16 | * | 28 | 3 | 5 | .600 | 0 | 0 | .000 | 3 | 3 | 1.000 | 0 | 3 | 3 | 4.6 | 3 | 0 | 2 | 4 | 1 | 0 | 9 | 10.0 | |
| Utah Valley | 11/26/16 | | | | | | | | | | | | | | | | | | | | | | | | |
| vs. Utah State | 11/30/16 | | | | | | | | | | | | | | | | | | | | | | | | |
| vs. USC | 12/03/16 | | | | | | | | | | | | | | | | | | | | | | | | |
| Weber State | 12/07/16 | | | | | | | | | | | | | | | | | | | | | | | | |
| Colorado | 12/10/16 | | | | | | | | | | | | | | | | | | | | | | | | |
| vs. Illinois | 12/17/16 | | | | | | | | | | | | | | | | | | | | | | | | |
| Idaho State | 12/20/16 | | | | | | | | | | | | | | | | | | | | | | | | |
| CSU Bakersfield | 12/22/16 | | | | | | | | | | | | | | | | | | | | | | | | |
| Santa Clara | 12/29/16 | | | | | | | | | | | | | | | | | | | | | | | | |
| at Loyola Marymount | 12/31/16 | | | | | | | | | | | | | | | | | | | | | | | | |
| at Saint Mary's | 01/05/17 | | | | | | | | | | | | | | | | | | | | | | | | |
| Pacific | 01/07/17 | | | | | | | | | | | | | | | | | | | | | | | | |
| San Francisco | 01/12/17 | | | | | | | | | | | | | | | | | | | | | | | | |
| at San Diego | 01/14/17 | | | | | | | | | | | | | | | | | | | | | | | | |
| Pepperdine | 01/19/17 | | | | | | | | | | | | | | | | | | | | | | | | |
| at Pacific | 01/21/17 | | | | | | | | | | | | | | | | | | | | | | | | |
| at Santa Clara | 01/26/17 | | | | | | | | | | | | | | | | | | | | | | | | |
| Loyola Marymount | 01/28/17 | | | | | | | | | | | | | | | | | | | | | | | | |
| Gonzaga | 02/02/17 | | | | | | | | | | | | | | | | | | | | | | | | |
| Portland | 02/04/17 | | | | | | | | | | | | | | | | | | | | | | | | |
| at Pepperdine | 02/09/17 | | | | | | | | | | | | | | | | | | | | | | | | |
| at San Francisco | 02/11/17 | | | | | | | | | | | | | | | | | | | | | | | | |
| San Diego | 02/16/17 | | | | | | | | | | | | | | | | | | | | | | | | |
| Saint Mary's | 02/18/17 | | | | | | | | | | | | | | | | | | | | | | | | |
| at Portland | 02/23/17 | | | | | | | | | | | | | | | | | | | | | | | | |
| at Gonzaga | 02/25/17 | | | | | | | | | | | | | | | | | | | | | | | | |
| Totals | | | 5 | 113 | 21 | 33 | .636 | 0 | 0 | .000 | 8 | 13 | .615 | 4 | 19 | 23 | 4.6 | 16 | 0 | 7 | 10 | 5 | 4 | 50 | 10.0 |

CAREER STATISTICS (ALL GAMES)

| Year | GP | GS | Min | Avg | FG | FGA | Pct | 3FG | FGA | Pct | FT | FTA | Pct | Off | Def | TR | Avg | PF | FO | A | TO | Blk | Stl | Pts | Avg |
|---------|----|----|------|------|-----|-----|------|-----|-----|------|----|-----|------|-----|-----|-----|-----|-----|----|----|----|-----|-----|-----|------|
| 2015-16 | 37 | 37 | 1001 | 27.1 | 175 | 321 | .545 | 7 | 15 | .467 | 82 | 136 | .603 | 85 | 191 | 276 | 7.5 | 92 | 1 | 46 | 69 | 50 | 26 | 439 | 11.9 |
| 2016-17 | 5 | 5 | 113 | 22.6 | 21 | 33 | .636 | 0 | 0 | .000 | 8 | 13 | .615 | 4 | 19 | 23 | 4.6 | 16 | 0 | 7 | 10 | 5 | 4 | 50 | 10.0 |
| TOTAL | 42 | 42 | 1114 | 26.5 | 196 | 354 | .554 | 7 | 15 | .467 | 90 | 149 | .604 | 89 | 210 | 299 | 7.1 | 108 | 1 | 53 | 79 | 55 | 30 | 489 | 11.6 |

CAREER STATISTICS (CONFERENCE GAMES)

| Year | GP | GS | Min | Avg | FG | FGA | Pct | 3FG | FGA | Pct | FT | FTA | Pct | Off | Def | TR | Avg | PF | FO | A | TO | Blk | Stl | Pts | Avg |
|---------|----|----|-----|------|----|-----|------|-----|-----|------|----|-----|------|-----|-----|-----|-----|----|----|----|----|-----|-----|-----|------|
| 2015-16 | 18 | 18 | 446 | 24.8 | 82 | 156 | .526 | 2 | 7 | .286 | 39 | 64 | .609 | 33 | 70 | 103 | 5.7 | 47 | 1 | 20 | 24 | 32 | 14 | 205 | 11.4 |
| TOTAL | 18 | 18 | 446 | 24.8 | 82 | 156 | .526 | 2 | 7 | .286 | 39 | 64 | .609 | 33 | 70 | 103 | 5.7 | 47 | 1 | 20 | 24 | 32 | 14 | 205 | 11.4 |

#23 • YOELI CHILDS
6-8 • 225 • FR • FORWARD



SOUTH JORDAN, UTAH
BINGHAM HS

2016-17 SEASON — PPG: 5.2 RPG: 6.0 APG: 1.4 BPG: 1.4 SPG: 0.2 FG%: .647 3FG%: .000 FT%: .444

2016-17 • Freshman

- Had 6 points, 4 boards, 2 blocks and 2 steals vs. Saint Louis
- Posted 8 points, 15 rebounds, 3 assists, a block and a steal vs. Coppin State
- Debuted with 5 points, 6 rebounds and 1 block vs. Princeton

• Played for the Utah Prospects AAU team coached by Tim Davis

Personal

- Mother is Kara Childs
- Has one brother

Before BYU

- Played for Jake Schroeder at Bingham High School
- As a senior in 2015-16 averaged 18.5 points, 10.7 rebounds and 2.4 assists and led Bingham to a record of 24-2 overall and 12-0 in district play and the 5A state title
- Named the 5A MVP by the Deseret News and first-team all-state by the Salt Lake Tribune in 2016
- Played in the Ballislife All-American Game
- As a junior in 2014-15 averaged 16.4 points, 10.7 rebounds and 2.4 assists and led Bingham to a record of 20-4 overall and 9-1 in district play and a trip to the 5A quarterfinals
- Named 5A first-team all-state by the Deseret News and the Salt Lake Tribune in 2015
- As a sophomore in 2013-14 averaged 11.1 points and 5.3 rebounds while helping Bingham to the 5A quarterfinals
- Named 5A third-team all-state by the Deseret News in 2014
- Ranked No. 53 in ESPN's top 100 for the class of 2016
- Named a four star recruit by ESPN and a three-star recruit by Scout and Rivals
- Ranked No. 16 nationally among centers by ESPN
- Named the No. 4 recruit in Utah by ESPN
- Also recruited by Oregon, Oregon State and Stanford

2016-17 SEASON HIGHS

| | |
|-------|--|
| PTS | 8 vs. Coppin State – 11/17/16 |
| 1st H | 4 vs. Coppin State – 11/17/16 |
| 2nd H | 4, twice, last vs. Saint Louis – 11/19/16 |
| REB | 15 vs. Coppin State – 11/17/16 |
| AST | 3 vs. Coppin State – 11/17/16 |
| STL | 1 vs. Coppin State – 11/17/16 |
| BLK | 2, twice, last vs. Valparaiso – 11/23/16 |
| FGM | 4 vs. Coppin State – 11/17/16 |
| FGA | 5, twice, last vs. Coppin State – 11/17/16 |
| 3PM | – |
| 3PA | – |
| FTM | 2 vs. Saint Louis – 11/19/16 |
| FTA | 4 vs. Princeton – 11/14/16 |

MISCELLANEOUS

| | 16-17 | Career |
|----------------------|---------|---------|
| Double-Figure Points | – | – |
| 20-plus Points | – | – |
| Double-Figure Reb | 1 (1-0) | 1 (1-0) |
| Double-Doubles | – | – |
| 3-plus Steals | – | – |
| 3-plus Blocks | – | – |
| 3-plus 3-point FG | – | – |
| Scoring Leader | – | – |
| Rebound Leader | 1 (1-0) | 1 (1-0) |
| Assist Leader | – | – |

2016-17 GAME-BY-GAME

| Opponent | Date | GS | Min | FG | FGA | Pct | 3FG | FGA | Pct | FT | FTA | Pct | Off | Def | TR | Avg | PF | FO | A | TO | Blk | Stl | Pts | Avg | |
|---------------------|----------|----|-----|----|-----|-------|------|-----|------|------|-----|-------|------|-----|----|------|-----|----|---|----|-----|-----|-----|-----|-----|
| Princeton | 11/14/16 | | 23 | 2 | 5 | .400 | 0 | 0 | .000 | 1 | 4 | .250 | 0 | 6 | 6 | 6.0 | 2 | 0 | 0 | 1 | 1 | 0 | 5 | 5.0 | |
| Coppin State | 11/17/16 | | 20 | 4 | 5 | .800 | 0 | 0 | .000 | 0 | 1 | .000 | 3 | 12 | 15 | 10.5 | 2 | 0 | 3 | 5 | 1 | 1 | 8 | 6.5 | |
| Coastal Carolina | 11/19/16 | | 19 | 2 | 2 | 1.000 | 0 | 0 | .000 | 0 | 0 | .000 | 0 | 3 | 3 | 8.0 | 0 | 0 | 1 | 2 | 1 | 0 | 4 | 5.7 | |
| vs. Saint Louis | 11/21/16 | | 17 | 2 | 3 | .667 | 0 | 0 | .000 | 2 | 2 | 1.000 | 0 | 4 | 4 | 7.0 | 0 | 0 | 2 | 2 | 2 | 0 | 6 | 5.8 | |
| vs. Valparaiso | 11/23/16 | | 11 | 1 | 2 | .500 | 0 | 0 | .000 | 1 | 2 | .500 | 0 | 2 | 2 | 6.0 | 3 | 0 | 1 | 0 | 2 | 0 | 3 | 5.2 | |
| Utah Valley | 11/26/16 | | | | | | | | | | | | | | | | | | | | | | | | |
| vs. Utah State | 11/30/16 | | | | | | | | | | | | | | | | | | | | | | | | |
| vs. USC | 12/03/16 | | | | | | | | | | | | | | | | | | | | | | | | |
| Weber State | 12/07/16 | | | | | | | | | | | | | | | | | | | | | | | | |
| Colorado | 12/10/16 | | | | | | | | | | | | | | | | | | | | | | | | |
| vs. Illinois | 12/17/16 | | | | | | | | | | | | | | | | | | | | | | | | |
| Idaho State | 12/20/16 | | | | | | | | | | | | | | | | | | | | | | | | |
| CSU Bakersfield | 12/22/16 | | | | | | | | | | | | | | | | | | | | | | | | |
| Santa Clara | 12/29/16 | | | | | | | | | | | | | | | | | | | | | | | | |
| at Loyola Marymount | 12/31/16 | | | | | | | | | | | | | | | | | | | | | | | | |
| at Saint Mary's | 01/05/17 | | | | | | | | | | | | | | | | | | | | | | | | |
| Pacific | 01/07/17 | | | | | | | | | | | | | | | | | | | | | | | | |
| San Francisco | 01/12/17 | | | | | | | | | | | | | | | | | | | | | | | | |
| at San Diego | 01/14/17 | | | | | | | | | | | | | | | | | | | | | | | | |
| Pepperdine | 01/19/17 | | | | | | | | | | | | | | | | | | | | | | | | |
| at Pacific | 01/21/17 | | | | | | | | | | | | | | | | | | | | | | | | |
| at Santa Clara | 01/26/17 | | | | | | | | | | | | | | | | | | | | | | | | |
| Loyola Marymount | 01/28/17 | | | | | | | | | | | | | | | | | | | | | | | | |
| Gonzaga | 02/02/17 | | | | | | | | | | | | | | | | | | | | | | | | |
| Portland | 02/04/17 | | | | | | | | | | | | | | | | | | | | | | | | |
| at Pepperdine | 02/09/17 | | | | | | | | | | | | | | | | | | | | | | | | |
| at San Francisco | 02/11/17 | | | | | | | | | | | | | | | | | | | | | | | | |
| San Diego | 02/16/17 | | | | | | | | | | | | | | | | | | | | | | | | |
| Saint Mary's | 02/18/17 | | | | | | | | | | | | | | | | | | | | | | | | |
| at Portland | 02/23/17 | | | | | | | | | | | | | | | | | | | | | | | | |
| at Gonzaga | 02/25/17 | | | | | | | | | | | | | | | | | | | | | | | | |
| Totals | | | 0 | 90 | 11 | 17 | .647 | 0 | 0 | .000 | 4 | 9 | .444 | 3 | 27 | 30 | 6.0 | 7 | 0 | 7 | 10 | 7 | 1 | 26 | 5.2 |

CAREER STATISTICS (ALL GAMES)

| Year | GP | GS | Min | Avg | FG | FGA | Pct | 3FG | FGA | Pct | FT | FTA | Pct | Off | Def | TR | Avg | PF | FO | A | TO | Blk | Stl | Pts | Avg |
|---------|----|----|-----|------|----|-----|------|-----|-----|------|----|-----|------|-----|-----|----|-----|----|----|---|----|-----|-----|-----|-----|
| 2016-17 | 5 | 0 | 90 | 18.0 | 11 | 17 | .647 | 0 | 0 | .000 | 4 | 9 | .444 | 3 | 27 | 30 | 6.0 | 7 | 0 | 7 | 10 | 7 | 1 | 26 | 5.2 |
| TOTAL | 5 | 0 | 90 | 18.0 | 11 | 17 | .647 | 0 | 0 | .000 | 4 | 9 | .444 | 3 | 27 | 30 | 6.0 | 7 | 0 | 7 | 10 | 7 | 1 | 26 | 5.2 |

CAREER STATISTICS (CONFERENCE GAMES)

| Year | GP | GS | Min | Avg | FG | FGA | Pct | 3FG | FGA | Pct | FT | FTA | Pct | Off | Def | TR | Avg | PF | FO | A | TO | Blk | Stl | Pts | Avg |
|---------|----|----|-----|-----|----|-----|-----|-----|-----|-----|----|-----|-----|-----|-----|----|-----|----|----|---|----|-----|-----|-----|-----|
| 2016-17 | | | | | | | | | | | | | | | | | | | | | | | | | |
| TOTAL | | | | | | | | | | | | | | | | | | | | | | | | | |

#24 • DAVIN GUINN
6-5 • 190 • JR • FORWARD



MURRIETA, CALIFORNIA
UC RIVERSIDE

2016-17 SEASON — PPG: 5.8 RPG: 1.4 APG: 0.4 BPG: 0.0 SPG: 0.4 FG%: .529 3FG%: .667 FT%: 1.000

2016-17 • Junior

- Hit 4 of 4 from the field, 3 of 3 from 3 for 11 points vs. Valparaiso
- Scored 7 points and added 5 boards and 1 steal vs. Saint Louis
- Hit a pair of 3-pointers for 6 points against Coastal Carolina
- Scored 5 points, hit 2 of 2 from the free-throw line vs. Coppin State
- Saw action in the season opener against Princeton

Personal

- Parents are Brad and Haley Guinn
- His grandfather played at Ricks College from 1961-63
- An Eagle Scout
- Served a mission for The Church of Jesus Christ of Latter-day Saints in Mexico

2015-16 • Sophomore

- Played in 9 games
- Posted season highs of 9 points (San Diego), 3 rebounds (Portland), 1 assist (Santa Clara) and 1 steal (LMU)
- Scored 9 points against San Diego while shooting 3 of 3 from the field

Before BYU

- Played his freshman season at UC Riverside in 2012-13
- Played in 20 games and started 4
- Averaged 4.4 points, 3.3 rebounds and added 8 assists, 3 blocks and 8 steals
- A three-year letter winner for Kurt Ruth and Andy Rucker at Vista Murrieta High School
- A two-time first-team All-League selection and first-team All-Valley selection
- First-team All-CIF as a senior and second-team All-CIF as a junior
- Vista Murrieta's all-time leading scorer
- Averaged 23.3 points and 9.3 rebounds as a senior
- Also ran track
- Three-time Academic All-League

2016-17 SEASON HIGHS

| | |
|-------|---|
| PTS | 11 vs. Valparaiso – 11/23/16 |
| 1st H | 2 vs. Valparaiso – 11/23/16 |
| 2nd H | 9 vs. Valparaiso – 11/23/16 |
| REB | 5 vs. Saint Louis – 11/19/16 |
| AST | 1, twice, last vs. Valparaiso – 11/23/16 |
| STL | 1, twice, last vs. Saint Louis – 11/19/16 |
| BLK | – |
| FGM | 4 vs. Valparaiso – 11/23/16 |
| FGA | 5 vs. Saint Louis – 11/19/16 |
| 3PM | 3 vs. Valparaiso – 11/23/16 |
| 3PA | 3, twice, last vs. Valparaiso – 11/23/16 |
| FTM | 3 vs. Saint Louis – 11/19/16 |
| FTA | 3 vs. Saint Louis – 11/19/16 |

CAREER HIGHS

| | |
|-------|---|
| PTS | 11 vs. Valparaiso – 11/23/16 |
| 1st H | 2 vs. Valparaiso – 11/23/16 |
| 2nd H | 9, twice, last vs. Valparaiso – 11/23/16 |
| REB | 5 vs. Saint Louis – 11/19/16 |
| AST | 1, 3 times, last vs. Valparaiso – 11/23/16 |
| STL | 1, 3 times, last vs. Saint Louis – 11/19/16 |
| BLK | – |
| FGM | 4 vs. Valparaiso – 11/23/16 |
| FGA | 5 vs. Saint Louis – 11/19/16 |
| 3PM | 3 vs. Valparaiso – 11/23/16 |
| 3PA | 3, twice, last vs. Valparaiso – 11/23/16 |
| FTM | 3 vs. Saint Louis – 11/19/16 |
| FTA | 4 vs. San Diego – 02/20/16 |

MISCELLANEOUS

| | 16-17 | Career |
|----------------------|---------|---------|
| Double-Figure Points | 1 (0-1) | 1 (0-1) |
| 20-plus Points | – | – |
| Double-Figure Reb | – | – |
| Double-Doubles | – | – |
| 3-plus Steals | – | – |
| 3-plus Blocks | – | – |
| 3-plus 3-point FG | 1 (0-1) | 1 (0-1) |
| Scoring Leader | – | – |
| Rebound Leader | – | – |
| Assist Leader | – | – |

2016-17 GAME-BY-GAME

| Opponent | Date | GS | Min | FG | FGA | Pct | 3FG | FGA | Pct | FT | FTA | Pct | Off | Def | TR | Avg | PF | FO | A | TO | Blk | Stl | Pts | Avg |
|---------------------|----------|----|-----|----|-----|-------|-----|-----|-------|----|-----|-------|-----|-----|----|-----|----|----|---|----|-----|-----|-----|-----|
| Princeton | 11/14/16 | | 0 | 0 | 0 | .000 | 0 | 0 | .000 | 0 | 0 | .000 | 0 | 0 | 0 | 0.0 | 0 | 0 | 0 | 0 | 0 | 0 | 0 | 0.0 |
| Coppin State | 11/17/16 | | 10 | 1 | 4 | .250 | 1 | 2 | .500 | 2 | 2 | 1.000 | 0 | 0 | 0 | 0.0 | 1 | 0 | 1 | 1 | 0 | 1 | 5 | 2.5 |
| Coastal Carolina | 11/19/16 | | 7 | 2 | 4 | .500 | 2 | 3 | .667 | 0 | 0 | .000 | 0 | 0 | 0 | 0.0 | 0 | 0 | 0 | 1 | 0 | 0 | 6 | 3.7 |
| vs. Saint Louis | 11/21/16 | | 15 | 2 | 5 | .400 | 0 | 1 | .000 | 3 | 3 | 1.000 | 2 | 3 | 5 | 1.3 | 2 | 0 | 0 | 1 | 0 | 1 | 7 | 4.5 |
| vs. Valparaiso | 11/23/16 | | 13 | 4 | 4 | 1.000 | 3 | 3 | 1.000 | 0 | 0 | .000 | 1 | 1 | 2 | 1.4 | 1 | 0 | 1 | 0 | 0 | 0 | 11 | 5.8 |
| Utah Valley | 11/26/16 | | | | | | | | | | | | | | | | | | | | | | | |
| vs. Utah State | 11/30/16 | | | | | | | | | | | | | | | | | | | | | | | |
| vs. USC | 12/03/16 | | | | | | | | | | | | | | | | | | | | | | | |
| Weber State | 12/07/16 | | | | | | | | | | | | | | | | | | | | | | | |
| Colorado | 12/10/16 | | | | | | | | | | | | | | | | | | | | | | | |
| vs. Illinois | 12/17/16 | | | | | | | | | | | | | | | | | | | | | | | |
| Idaho State | 12/20/16 | | | | | | | | | | | | | | | | | | | | | | | |
| CSU Bakersfield | 12/22/16 | | | | | | | | | | | | | | | | | | | | | | | |
| Santa Clara | 12/29/16 | | | | | | | | | | | | | | | | | | | | | | | |
| at Loyola Marymount | 12/31/16 | | | | | | | | | | | | | | | | | | | | | | | |
| at Saint Mary's | 01/05/17 | | | | | | | | | | | | | | | | | | | | | | | |
| Pacific | 01/07/17 | | | | | | | | | | | | | | | | | | | | | | | |
| San Francisco | 01/12/17 | | | | | | | | | | | | | | | | | | | | | | | |
| at San Diego | 01/14/17 | | | | | | | | | | | | | | | | | | | | | | | |
| Pepperdine | 01/19/17 | | | | | | | | | | | | | | | | | | | | | | | |
| at Pacific | 01/21/17 | | | | | | | | | | | | | | | | | | | | | | | |
| at Santa Clara | 01/26/17 | | | | | | | | | | | | | | | | | | | | | | | |
| Loyola Marymount | 01/28/17 | | | | | | | | | | | | | | | | | | | | | | | |
| Gonzaga | 02/02/17 | | | | | | | | | | | | | | | | | | | | | | | |
| Portland | 02/04/17 | | | | | | | | | | | | | | | | | | | | | | | |
| at Pepperdine | 02/09/17 | | | | | | | | | | | | | | | | | | | | | | | |
| at San Francisco | 02/11/17 | | | | | | | | | | | | | | | | | | | | | | | |
| San Diego | 02/16/17 | | | | | | | | | | | | | | | | | | | | | | | |
| Saint Mary's | 02/18/17 | | | | | | | | | | | | | | | | | | | | | | | |
| at Portland | 02/23/17 | | | | | | | | | | | | | | | | | | | | | | | |
| at Gonzaga | 02/25/17 | | | | | | | | | | | | | | | | | | | | | | | |
| Totals | | | 0 | 45 | 9 | .529 | 6 | 9 | .667 | 5 | 5 | 1.000 | 3 | 4 | 7 | 1.4 | 4 | 0 | 2 | 3 | 0 | 2 | 29 | 5.8 |

CAREER STATISTICS (ALL GAMES)

| Year | GP | GS | Min | Avg | FG | FGA | Pct | 3FG | FGA | Pct | FT | FTA | Pct | Off | Def | TR | Avg | PF | FO | A | TO | Blk | Stl | Pts | Avg |
|---------|----|----|-----|-----|----|-----|------|-----|-----|------|----|-----|-------|-----|-----|----|-----|----|----|---|----|-----|-----|-----|-----|
| 2015-16 | 9 | 0 | 26 | 2.9 | 4 | 10 | .400 | 1 | 3 | .333 | 5 | 8 | .625 | 5 | 5 | 10 | 1.1 | 1 | 0 | 1 | 1 | 0 | 1 | 14 | 1.6 |
| 2016-17 | 5 | 0 | 45 | 9.0 | 9 | 17 | .529 | 6 | 9 | .667 | 5 | 5 | 1.000 | 3 | 4 | 7 | 1.4 | 4 | 0 | 2 | 3 | 0 | 2 | 29 | 5.8 |
| TOTAL | 14 | 0 | 71 | 5.1 | 13 | 27 | .481 | 7 | 12 | .583 | 10 | 13 | .769 | 8 | 9 | 17 | 1.2 | 5 | 0 | 3 | 4 | 0 | 3 | 43 | 3.1 |

CAREER STATISTICS (CONFERENCE GAMES)

| Year | GP | GS | Min | Avg | FG | FGA | Pct | 3FG | FGA | Pct | FT | FTA | Pct | Off | Def | TR | Avg | PF | FO | A | TO | Blk | Stl | Pts | Avg |
|---------|----|----|-----|-----|----|-----|------|-----|-----|------|----|-----|------|-----|-----|----|-----|----|----|---|----|-----|-----|-----|-----|
| 2015-16 | 8 | 0 | 25 | 3.1 | 4 | 10 | .400 | 1 | 3 | .333 | 5 | 8 | .625 | 5 | 5 | 10 | 1.3 | 1 | 0 | 1 | 1 | 0 | 1 | 14 | 1.8 |
| TOTAL | 8 | 0 | 25 | 3.1 | 4 | 10 | .400 | 1 | 3 | .333 | 5 | 8 | .625 | 5 | 5 | 10 | 1.3 | 1 | 0 | 1 | 1 | 0 | 1 | 14 | 1.8 |

#30 • TJ HAWS
6-4 • 170 • FR • GUARD



ALPINE, UTAH
LONE PEAK HS

2016-17 SEASON — PPG: 12.6 RPG: 3.2 APG: 2.0 BPG: 0.0 SPG: 1.2 FG%: .420 3FG%: .462 FT%: .750

2016-17 • Freshman

- Has hit a 3-pointer in all five games this season
- Had 15 points, hit 3 of 5 from 3 and added 2 rebounds vs. Valparaiso
- Had 9 points, 3 rebounds, 3 assists and 2 steals vs. Saint Louis
- Scored 11 points, hit 3 3-pointers and had 5 rebounds vs. Coppin State
- Scored 20 points, hit 3 3-pointers and had 3 steals vs. Princeton

Before BYU

- A four-time 5A Utah state champion (2011, 2012, 2013, 2014) and a 2013 MaxPreps.com National Champion playing for Quincy Lewis at Lone Peak High School
- Posted career totals of 1,896 points (18.4 ppg) and 264 3s
- As a senior in 2013-14 averaged 25.2 points, 3.5 rebounds, 5.2 assists and 1.8 steals and hit 95 3s while leading Lone Peak to a 23-3, 11-1 record in region play
- Named the 2014 Mr. Basketball by the Deseret News and the 2014 Utah Gatorade Player of the Year
- Received first-team all-state honors from the Deseret News and the Salt Lake Tribune
- Named the 2014 Valley Player of the Year by the Daily Herald
- Earned 2014 5A Tournament MVP honors
- As a junior in 2012-13 averaged 17.1 points, 3.4 rebounds, 4.6 assists, 1.9 steals and hit 64 3s as Lone Peak finished 26-1 overall and 10-0 in region play
- Named the 2012-13 5A MVP by the Deseret News, first-team all-state by the Salt Lake Tribune and All-Valley Offensive MVP by the Daily Herald

- As a sophomore in 2011-12 averaged 17.4 points, 4.6 rebounds, 1.9 assists and 1.5 steals and hit 59 3s as Lone Peak finished 22-3 overall and 9-1 in region play
- Named first-team all-state by the Deseret News and the Salt Lake Tribune and All-Valley by the Daily Herald
- Named the 2012 5A Tournament MVP
- As a freshman in 2010-11 averaged 13.8 points and hit 46 3s as Lone Peak finished 24-1 overall and 12-0 in region play
- Named second-team all-state by the Deseret News and Salt Lake Tribune, all-valley by the Daily Herald and first-team all-Region 4
- Competed in the NBPA Top 100 camp during the summer of 2013
- National overall recruiting rankings: 67th by ESPN, 57th by Scout, 70th by Rivals
- National position recruiting rankings: 13th by ESPN, 14th by Scout
- Played for DreamVision and Utah Reign during the AAU season

Personal

- Wife's name is Lauren
- Parents are Marty and Tiffanie Haws
- Brother Tyler (2009-10, 12-15) is BYU's all-time leading scorer with 2,720 career points
- His father Marty Haws played for BYU from 1986-90 and earned All-WAC honors
- Served a mission for The Church of Jesus Christ of Latter-day Saints in France

2016-17 SEASON HIGHS

| | |
|-------|--|
| PTS | 20 vs. Princeton – 11/14/16 |
| 1st H | 11 vs. Princeton – 11/14/16 |
| 2nd H | 9 vs. Princeton – 11/14/16 |
| REB | 5 vs. Coppin State – 11/17/16 |
| AST | 5 vs. Coastal Carolina, 11/19/16 |
| STL | 3 vs. Princeton – 11/14/16 |
| BLK | – |
| FGM | 6 vs. Valparaiso – 11/23/16 |
| FGA | 12 vs. Coastal Carolina, 11/19/16 |
| 3PM | 3, 3 times, last vs. Valparaiso – 11/23/16 |
| 3PA | 7 vs. Coppin State – 11/17/16 |
| FTM | 7 vs. Princeton – 11/14/16 |
| FTA | 8 vs. Princeton – 11/14/16 |

MISCELLANEOUS

| | 16-17 | Career |
|----------------------|---------|---------|
| Double-Figure Points | 3 (2-1) | 3 (2-1) |
| 20-plus Points | 1 (1-0) | 1 (1-0) |
| Double-Figure Reb | – | – |
| Double-Doubles | – | – |
| 3-plus Steals | 1 (1-0) | 1 (1-0) |
| 3-plus Blocks | – | – |
| 3-plus 3-point FG | 3 (2-1) | 3 (2-1) |
| Scoring Leader | – | – |
| Rebound Leader | – | – |
| Assist Leader | – | – |

2016-17 GAME-BY-GAME

| Opponent | Date | GS | Min | FG | FGA | Pct | 3FG | FGA | Pct | FT | FTA | Pct | Off | Def | TR | Avg | PF | FO | A | TO | Blk | Stl | Pts | Avg | |
|---------------------|----------|----|-----|-----|-----|------|------|-----|------|------|-----|------|------|-----|----|-----|-----|----|---|----|-----|-----|-----|------|------|
| Princeton | 11/14/16 | * | 35 | 5 | 11 | .455 | 3 | 6 | .500 | 7 | 8 | .875 | 1 | 1 | 2 | 2.0 | 4 | 0 | 1 | 1 | 0 | 3 | 20 | 20.0 | |
| Coppin State | 11/17/16 | * | 22 | 4 | 8 | .500 | 3 | 7 | .429 | 0 | 0 | .000 | 0 | 5 | 5 | 3.5 | 2 | 0 | 1 | 2 | 0 | 1 | 11 | 15.5 | |
| Coastal Carolina | 11/19/16 | * | 29 | 3 | 12 | .250 | 1 | 3 | .333 | 1 | 2 | .500 | 0 | 4 | 4 | 3.7 | 1 | 0 | 5 | 2 | 0 | 0 | 8 | 13.0 | |
| vs. Saint Louis | 11/21/16 | * | 34 | 3 | 9 | .333 | 2 | 5 | .400 | 1 | 2 | .500 | 1 | 2 | 3 | 3.5 | 1 | 0 | 3 | 5 | 0 | 2 | 9 | 12.0 | |
| vs. Valparaiso | 11/23/16 | * | 26 | 6 | 10 | .600 | 3 | 5 | .600 | 0 | 0 | .000 | 0 | 2 | 2 | 3.2 | 3 | 0 | 0 | 1 | 0 | 0 | 15 | 12.6 | |
| Utah Valley | 11/26/16 | | | | | | | | | | | | | | | | | | | | | | | | |
| vs. Utah State | 11/30/16 | | | | | | | | | | | | | | | | | | | | | | | | |
| vs. USC | 12/03/16 | | | | | | | | | | | | | | | | | | | | | | | | |
| Weber State | 12/07/16 | | | | | | | | | | | | | | | | | | | | | | | | |
| Colorado | 12/10/16 | | | | | | | | | | | | | | | | | | | | | | | | |
| vs. Illinois | 12/17/16 | | | | | | | | | | | | | | | | | | | | | | | | |
| Idaho State | 12/20/16 | | | | | | | | | | | | | | | | | | | | | | | | |
| CSU Bakersfield | 12/22/16 | | | | | | | | | | | | | | | | | | | | | | | | |
| Santa Clara | 12/29/16 | | | | | | | | | | | | | | | | | | | | | | | | |
| at Loyola Marymount | 12/31/16 | | | | | | | | | | | | | | | | | | | | | | | | |
| at Saint Mary's | 01/05/17 | | | | | | | | | | | | | | | | | | | | | | | | |
| Pacific | 01/07/17 | | | | | | | | | | | | | | | | | | | | | | | | |
| San Francisco | 01/12/17 | | | | | | | | | | | | | | | | | | | | | | | | |
| at San Diego | 01/14/17 | | | | | | | | | | | | | | | | | | | | | | | | |
| Pepperdine | 01/19/17 | | | | | | | | | | | | | | | | | | | | | | | | |
| at Pacific | 01/21/17 | | | | | | | | | | | | | | | | | | | | | | | | |
| at Santa Clara | 01/26/17 | | | | | | | | | | | | | | | | | | | | | | | | |
| Loyola Marymount | 01/28/17 | | | | | | | | | | | | | | | | | | | | | | | | |
| Gonzaga | 02/02/17 | | | | | | | | | | | | | | | | | | | | | | | | |
| Portland | 02/04/17 | | | | | | | | | | | | | | | | | | | | | | | | |
| at Pepperdine | 02/09/17 | | | | | | | | | | | | | | | | | | | | | | | | |
| at San Francisco | 02/11/17 | | | | | | | | | | | | | | | | | | | | | | | | |
| San Diego | 02/16/17 | | | | | | | | | | | | | | | | | | | | | | | | |
| Saint Mary's | 02/18/17 | | | | | | | | | | | | | | | | | | | | | | | | |
| at Portland | 02/23/17 | | | | | | | | | | | | | | | | | | | | | | | | |
| at Gonzaga | 02/25/17 | | | | | | | | | | | | | | | | | | | | | | | | |
| Totals | | | 5 | 146 | 21 | 50 | .420 | 12 | 26 | .462 | 9 | 12 | .750 | 2 | 14 | 16 | 3.2 | 11 | 0 | 10 | 11 | 0 | 6 | 63 | 12.6 |

CAREER STATISTICS (ALL GAMES)

| Year | GP | GS | Min | Avg | FG | FGA | Pct | 3FG | FGA | Pct | FT | FTA | Pct | Off | Def | TR | Avg | PF | FO | A | TO | Blk | Stl | Pts | Avg |
|---------|----|----|-----|------|----|-----|------|-----|-----|------|----|-----|------|-----|-----|----|-----|----|----|----|----|-----|-----|-----|------|
| 2016-17 | 5 | 5 | 146 | 29.2 | 21 | 50 | .420 | 12 | 26 | .462 | 9 | 12 | .750 | 2 | 14 | 16 | 3.2 | 11 | 0 | 10 | 11 | 0 | 6 | 63 | 12.6 |
| TOTAL | 5 | 5 | 146 | 29.2 | 21 | 50 | .420 | 12 | 26 | .462 | 9 | 12 | .750 | 2 | 14 | 16 | 3.2 | 11 | 0 | 10 | 11 | 0 | 6 | 63 | 12.6 |

CAREER STATISTICS (CONFERENCE GAMES)

| Year | GP | GS | Min | Avg | FG | FGA | Pct | 3FG | FGA | Pct | FT | FTA | Pct | Off | Def | TR | Avg | PF | FO | A | TO | Blk | Stl | Pts | Avg | |
|---------|----|----|-----|-----|----|-----|-----|-----|-----|-----|----|-----|-----|-----|-----|----|-----|----|----|---|----|-----|-----|-----|-----|--|
| 2016-17 | | | | | | | | | | | | | | | | | | | | | | | | | | |
| TOTAL | | | | | | | | | | | | | | | | | | | | | | | | | | |

#31 • BRAIDEN SHAW
6-9 • 210 • SO • FORWARD



EAGLE, IDAHO
EAGLE HS

2016-17 SEASON — PPG: 1.5 RPG: 1.3 APG: 0.0 BPG: 0.0 SPG: 0.3 FG%: .500 3FG%: .000 FT%: 1.000

2016-17 • Sophomore

- Scored 2 points vs. Saint Louis
- Had 2 points and 2 boards vs. Coppin State

2015-16 • Freshman

- Played in 19 games
- Posted season highs of 3 points (Adams State), 3 rebounds (twice), 1 assist (3 times), 2 steals (San Diego) and 1 block (San Diego)
- Shot 50.0 percent from the field

Before BYU

- Played for Tom Seifert at Eagle High School
- Named second-team 5A All-Southern Idaho by the Idaho Statesman as a senior
- Averaged 15 points, 11 rebounds, 4 assists and 2 blocks as a senior
- Named the top recruit in the state of Idaho in the class of 2013 by ESPN.com
- Named to the 5A All-State Second Team by the Idaho Statesman
- Earned All-Southern Idaho Conference and SIC All-Academic Team honors
- Averaged 14 points and 9 rebounds as a junior at Eagle High School
- Also recruited by Boise State, Utah State and Utah
- Played for Hoop Dreams Idaho travel team coached by Ed Boyce

Personal

- Wife's name is Morgan
- Parents are Kelly and Launette Shaw

2016-17 SEASON HIGHS

| | |
|-------|--|
| PTS | 2, 3 times, last vs. Valparaiso – 11/23/16 |
| 1st H | 2 vs. Valparaiso – 11/23/16 |
| 2nd H | 2, twice, last vs. Saint Louis – 11/19/16 |
| REB | 2, twice, last vs. Valparaiso – 11/23/16 |
| AST | – |
| STL | 1 vs. Valparaiso – 11/23/16 |
| BLK | – |
| FGM | 1, twice, last vs. Saint Louis – 11/19/16 |
| FGA | 3 vs. Saint Louis – 11/19/16 |
| 3PM | – |
| 3PA | – |
| FTM | 2 vs. Valparaiso – 11/23/16 |
| FTA | 2 vs. Valparaiso – 11/23/16 |

CAREER HIGHS

| | |
|-------|---|
| PTS | 3 vs. ASU – 11/20/15 |
| 1st H | 2, twice, last vs. Valparaiso – 11/23/16 |
| 2nd H | 3 vs. ASU – 11/20/15 |
| REB | 3, twice, last vs. Portland – 02/25/16 |
| AST | 1, 3 times, last vs. San Diego – 02/20/16 |
| STL | 2 vs. San Diego – 02/20/16 |
| BLK | 1 vs. San Diego – 02/20/16 |
| FGM | 1, 5 times, last vs. Saint Louis – 11/19/16 |
| FGA | 3 vs. Saint Louis – 11/19/16 |
| 3PM | – |
| 3PA | – |
| FTM | 2, 3 times, last vs. Valparaiso – 11/23/16 |
| FTA | 4 vs. UVU – 11/13/15 |

MISCELLANEOUS

| | 16-17 | Career |
|----------------------|-------|--------|
| Double-Figure Points | – | – |
| 20-plus Points | – | – |
| Double-Figure Reb | – | – |
| Double-Doubles | – | – |
| 3-plus Steals | – | – |
| 3-plus Blocks | – | – |
| 3-plus 3-point FG | – | – |
| Scoring Leader | – | – |
| Rebound Leader | – | – |
| Assist Leader | – | – |

2016-17 GAME-BY-GAME

| Opponent | Date | GS | Min | FG | FGA | Pct | 3FG | FGA | Pct | FT | FTA | Pct | Off | Def | TR | Avg | PF | FO | A | TO | Blk | Stl | Pts | Avg | |
|---------------------|----------|----|-----|----|-----|-------|------|-----|------|------|-----|-------|-------|-----|----|-----|-----|----|---|----|-----|-----|-----|-----|-----|
| Princeton | 11/14/16 | | | | | | | | | | | | | | | | | | | | | | | | |
| DNP | | | | | | | | | | | | | | | | | | | | | | | | | |
| Coppin State | 11/17/16 | | 8 | 1 | 1 | 1.000 | 0 | 0 | .000 | 0 | 0 | .000 | 1 | 1 | 2 | 2.0 | 2 | 0 | 0 | 1 | 0 | 0 | 2 | 2.0 | |
| Coastal Carolina | 11/19/16 | | 2 | 0 | 0 | .000 | 0 | 0 | .000 | 0 | 0 | .000 | 0 | 1 | 1 | 1.5 | 0 | 0 | 0 | 0 | 0 | 0 | 0 | 1.0 | |
| vs. Saint Louis | 11/21/16 | | 2 | 1 | 3 | .333 | 0 | 0 | .000 | 0 | 0 | .000 | 0 | 0 | 0 | 1.0 | 0 | 0 | 0 | 0 | 0 | 0 | 2 | 1.3 | |
| vs. Valparaiso | 11/23/16 | | 4 | 0 | 0 | .000 | 0 | 0 | .000 | 2 | 2 | 1.000 | 1 | 1 | 2 | 1.3 | 0 | 0 | 0 | 0 | 0 | 1 | 2 | 1.5 | |
| Utah Valley | 11/26/16 | | | | | | | | | | | | | | | | | | | | | | | | |
| vs. Utah State | 11/30/16 | | | | | | | | | | | | | | | | | | | | | | | | |
| vs. USC | 12/03/16 | | | | | | | | | | | | | | | | | | | | | | | | |
| Weber State | 12/07/16 | | | | | | | | | | | | | | | | | | | | | | | | |
| Colorado | 12/10/16 | | | | | | | | | | | | | | | | | | | | | | | | |
| vs. Illinois | 12/17/16 | | | | | | | | | | | | | | | | | | | | | | | | |
| Idaho State | 12/20/16 | | | | | | | | | | | | | | | | | | | | | | | | |
| CSU Bakersfield | 12/22/16 | | | | | | | | | | | | | | | | | | | | | | | | |
| Santa Clara | 12/29/16 | | | | | | | | | | | | | | | | | | | | | | | | |
| at Loyola Marymount | 12/31/16 | | | | | | | | | | | | | | | | | | | | | | | | |
| at Saint Mary's | 01/05/17 | | | | | | | | | | | | | | | | | | | | | | | | |
| Pacific | 01/07/17 | | | | | | | | | | | | | | | | | | | | | | | | |
| San Francisco | 01/12/17 | | | | | | | | | | | | | | | | | | | | | | | | |
| at San Diego | 01/14/17 | | | | | | | | | | | | | | | | | | | | | | | | |
| Pepperdine | 01/19/17 | | | | | | | | | | | | | | | | | | | | | | | | |
| at Pacific | 01/21/17 | | | | | | | | | | | | | | | | | | | | | | | | |
| at Santa Clara | 01/26/17 | | | | | | | | | | | | | | | | | | | | | | | | |
| Loyola Marymount | 01/28/17 | | | | | | | | | | | | | | | | | | | | | | | | |
| Gonzaga | 02/02/17 | | | | | | | | | | | | | | | | | | | | | | | | |
| Portland | 02/04/17 | | | | | | | | | | | | | | | | | | | | | | | | |
| at Pepperdine | 02/09/17 | | | | | | | | | | | | | | | | | | | | | | | | |
| at San Francisco | 02/11/17 | | | | | | | | | | | | | | | | | | | | | | | | |
| San Diego | 02/16/17 | | | | | | | | | | | | | | | | | | | | | | | | |
| Saint Mary's | 02/18/17 | | | | | | | | | | | | | | | | | | | | | | | | |
| at Portland | 02/23/17 | | | | | | | | | | | | | | | | | | | | | | | | |
| at Gonzaga | 02/25/17 | | | | | | | | | | | | | | | | | | | | | | | | |
| Totals | | | 0 | 16 | 2 | 4 | .500 | 0 | 0 | .000 | 2 | 2 | 1.000 | 2 | 3 | 5 | 1.3 | 2 | 0 | 0 | 1 | 0 | 1 | 6 | 1.5 |

CAREER STATISTICS (ALL GAMES)

| Year | GP | GS | Min | Avg | FG | FGA | Pct | 3FG | FGA | Pct | FT | FTA | Pct | Off | Def | TR | Avg | PF | FO | A | TO | Blk | Stl | Pts | Avg |
|---------|----|----|-----|-----|----|-----|------|-----|-----|------|----|-----|-------|-----|-----|----|-----|----|----|---|----|-----|-----|-----|-----|
| 2015-16 | 19 | 0 | 56 | 2.9 | 3 | 6 | .500 | 0 | 0 | .000 | 6 | 12 | .500 | 5 | 10 | 15 | 0.8 | 9 | 0 | 3 | 3 | 1 | 4 | 12 | 0.6 |
| 2016-17 | 4 | 0 | 16 | 4.0 | 2 | 4 | .500 | 0 | 0 | .000 | 2 | 2 | 1.000 | 2 | 3 | 5 | 1.3 | 2 | 0 | 0 | 1 | 0 | 1 | 6 | 1.5 |
| TOTAL | 23 | 0 | 72 | 3.1 | 5 | 10 | .500 | 0 | 0 | .000 | 8 | 14 | .571 | 7 | 13 | 20 | 0.9 | 11 | 0 | 3 | 4 | 1 | 5 | 18 | 0.8 |

CAREER STATISTICS (CONFERENCE GAMES)

| Year | GP | GS | Min | Avg | FG | FGA | Pct | 3FG | FGA | Pct | FT | FTA | Pct | Off | Def | TR | Avg | PF | FO | A | TO | Blk | Stl | Pts | Avg |
|---------|----|----|-----|-----|----|-----|------|-----|-----|------|----|-----|------|-----|-----|----|-----|----|----|---|----|-----|-----|-----|-----|
| 2015-16 | 12 | 0 | 30 | 2.5 | 2 | 3 | .667 | 0 | 0 | .000 | 3 | 6 | .500 | 5 | 5 | 10 | 0.8 | 7 | 0 | 2 | 3 | 1 | 3 | 7 | 0.6 |
| TOTAL | 12 | 0 | 30 | 2.5 | 2 | 3 | .667 | 0 | 0 | .000 | 3 | 6 | .500 | 5 | 5 | 10 | 0.8 | 7 | 0 | 2 | 3 | 1 | 3 | 7 | 0.6 |

#40 • JAMAL AYTES
6-6 • 235 • JR • FORWARD



SAN DIEGO, CALIFORNIA
UNLV

2016-17 SEASON — PPG: 5.6 RPG: 2.4 APG: 0.2 BPG: 0.2 SPG: 0.0 FG%: .833 3FG%: .000 FT%: .800

2016-17 • Junior

- Scored a career-best 12 points on 4 of 4 shooting from the field and 4 of 4 shooting from the free-throw line and had 5 boards vs. Saint Louis
- Had 4 points and 3 rebounds vs. Coastal Carolina
- Against Coppin State hit 3 of 3 from the field for 7 points
- Saw action in the opener against Princeton

2015-16 • Sophomore

- Played in 22 games
- Posted season highs of 11 points (Adams State), 6 rebounds (New Mexico), 1 steal (Santa Clara) and 1 block (Santa Clara)
- Shot 4 of 5 from the field for 8 points and 4 boards at Long Beach State
- Hit 5 of 7 from the field for 11 points against Adams State
- At the Diamond Head Classic averaged 7.0 points and shot 9 of 15 from the field

In 2014-15 • Redshirt

- Missed the season due to an ankle injury

In 2013-14 • Freshman/Transfer

- Played the fall semester at UNLV
- Transferred to BYU in January 2014 and sat out the rest of the season due to NCAA transfer rules

Before BYU

- Played for Joedy Gardner at JSerra Catholic High School in San Juan Capistrano, Calif.

- As a senior, averaged 17 points and 10 rebounds
- Named to the All-CIF Southern Division 4AA Team
- Ranked No. 66 nationally among power forwards by ESPN.com in the class of 2013
- Played AAU ball for the Dream Vision, coached by Clayton Williams
- Named MVP at the adidas Exclusive Run
- Played for UNLV in the fall of 2013 and averaged 2.8 points in 9.3 minutes

Personal

- Son of Franklin and Jacqueline Aytes
- Has six siblings: Franklin, Candace, Bianca, Rashaun, Malik and Jazzele

2016-17 SEASON HIGHS

| | |
|-------|--|
| PTS | 12 vs. Saint Louis – 11/19/16 |
| 1st H | 6 vs. Saint Louis – 11/19/16 |
| 2nd H | 6 vs. Saint Louis – 11/19/16 |
| REB | 5 vs. Saint Louis – 11/19/16 |
| AST | 1 vs. Saint Louis – 11/19/16 |
| STL | – |
| BLK | 1 vs. Coppin State – 11/17/16 |
| FGM | 4 vs. Saint Louis – 11/19/16 |
| FGA | 4 vs. Saint Louis – 11/19/16 |
| 3PM | – |
| 3PA | – |
| FTM | 4 vs. Saint Louis – 11/19/16 |
| FTA | 4, twice, last vs. Valparaiso – 11/23/16 |

CAREER HIGHS

| | |
|-------|--|
| PTS | 11 vs. ASU – 11/20/15 |
| 1st H | 4 at Pacific – 01/02/16 |
| 2nd H | 9 vs. ASU – 11/20/15 |
| REB | 6 vs. New Mexico – 12/23/15 |
| AST | 1, 3 times, last at Santa Clara – 02/13/16 |
| STL | 1 vs. Santa Clara – 01/07/16 |
| BLK | 1, twice, last vs. Coppin State – 11/17/16 |
| FGM | 5 vs. ASU – 11/20/15 |
| FGA | 7 vs. ASU – 11/20/15 |
| 3PM | – |
| 3PA | – |
| FTM | 4 vs. Saint Louis – 11/19/16 |
| FTA | 4, 4 times, last vs. Valparaiso – 11/23/16 |

MISCELLANEOUS

| | 16-17 | Career |
|----------------------|---------|---------|
| Double-Figure Points | 1 (1-0) | 2 (2-0) |
| 20-plus Points | – | – |
| Double-Figure Reb | – | – |
| Double-Doubles | – | – |
| 3-plus Steals | – | – |
| 3-plus Blocks | – | – |
| 3-plus 3-point FG | – | – |
| Scoring Leader | – | – |
| Rebound Leader | – | 1 (1-0) |
| Assist Leader | – | – |

2016-17 GAME-BY-GAME

| Opponent | Date | GS | Min | FG | FGA | Pct | 3FG | FGA | Pct | FT | FTA | Pct | Off | Def | TR | Avg | PF | FO | A | TO | Blk | Stl | Pts | Avg | |
|---------------------|----------|----|-----|----|-----|-------|------|-----|------|------|-----|-------|------|-----|----|-----|-----|----|---|----|-----|-----|-----|-----|-----|
| Princeton | 11/14/16 | | 0 | 0 | 0 | .000 | 0 | 0 | .000 | 0 | 0 | .000 | 0 | 1 | 1 | 1.0 | 0 | 0 | 0 | 0 | 0 | 0 | 0.0 | | |
| Coppin State | 11/17/16 | | 11 | 3 | 3 | 1.000 | 0 | 0 | .000 | 1 | 2 | .500 | 2 | 0 | 2 | 1.5 | 4 | 0 | 0 | 1 | 1 | 0 | 7 | 3.5 | |
| Coastal Carolina | 11/19/16 | | 11 | 2 | 3 | .667 | 0 | 0 | .000 | 0 | 0 | .000 | 1 | 2 | 3 | 2.0 | 1 | 0 | 0 | 0 | 0 | 0 | 4 | 3.7 | |
| vs. Saint Louis | 11/21/16 | | 13 | 4 | 4 | 1.000 | 0 | 0 | .000 | 4 | 4 | 1.000 | 1 | 4 | 5 | 2.8 | 2 | 0 | 1 | 1 | 0 | 0 | 12 | 5.8 | |
| vs. Valparaiso | 11/23/16 | | 10 | 1 | 2 | .500 | 0 | 0 | .000 | 3 | 4 | .750 | 1 | 0 | 1 | 2.4 | 0 | 0 | 0 | 0 | 0 | 0 | 5 | 5.6 | |
| Utah Valley | 11/26/16 | | | | | | | | | | | | | | | | | | | | | | | | |
| vs. Utah State | 11/30/16 | | | | | | | | | | | | | | | | | | | | | | | | |
| vs. USC | 12/03/16 | | | | | | | | | | | | | | | | | | | | | | | | |
| Weber State | 12/07/16 | | | | | | | | | | | | | | | | | | | | | | | | |
| Colorado | 12/10/16 | | | | | | | | | | | | | | | | | | | | | | | | |
| vs. Illinois | 12/17/16 | | | | | | | | | | | | | | | | | | | | | | | | |
| Idaho State | 12/20/16 | | | | | | | | | | | | | | | | | | | | | | | | |
| CSU Bakersfield | 12/22/16 | | | | | | | | | | | | | | | | | | | | | | | | |
| Santa Clara | 12/29/16 | | | | | | | | | | | | | | | | | | | | | | | | |
| at Loyola Marymount | 12/31/16 | | | | | | | | | | | | | | | | | | | | | | | | |
| at Saint Mary's | 01/05/17 | | | | | | | | | | | | | | | | | | | | | | | | |
| Pacific | 01/07/17 | | | | | | | | | | | | | | | | | | | | | | | | |
| San Francisco | 01/12/17 | | | | | | | | | | | | | | | | | | | | | | | | |
| at San Diego | 01/14/17 | | | | | | | | | | | | | | | | | | | | | | | | |
| Pepperdine | 01/19/17 | | | | | | | | | | | | | | | | | | | | | | | | |
| at Pacific | 01/21/17 | | | | | | | | | | | | | | | | | | | | | | | | |
| at Santa Clara | 01/26/17 | | | | | | | | | | | | | | | | | | | | | | | | |
| Loyola Marymount | 01/28/17 | | | | | | | | | | | | | | | | | | | | | | | | |
| Gonzaga | 02/02/17 | | | | | | | | | | | | | | | | | | | | | | | | |
| Portland | 02/04/17 | | | | | | | | | | | | | | | | | | | | | | | | |
| at Pepperdine | 02/09/17 | | | | | | | | | | | | | | | | | | | | | | | | |
| at San Francisco | 02/11/17 | | | | | | | | | | | | | | | | | | | | | | | | |
| San Diego | 02/16/17 | | | | | | | | | | | | | | | | | | | | | | | | |
| Saint Mary's | 02/18/17 | | | | | | | | | | | | | | | | | | | | | | | | |
| at Portland | 02/23/17 | | | | | | | | | | | | | | | | | | | | | | | | |
| at Gonzaga | 02/25/17 | | | | | | | | | | | | | | | | | | | | | | | | |
| Totals | | | 0 | 45 | 10 | 12 | .833 | 0 | 0 | .000 | 8 | 10 | .800 | 5 | 7 | 12 | 2.4 | 7 | 0 | 1 | 2 | 1 | 0 | 28 | 5.6 |

CAREER STATISTICS (ALL GAMES)

| Year | GP | GS | Min | Avg | FG | FGA | Pct | 3FG | FGA | Pct | FT | FTA | Pct | Off | Def | TR | Avg | PF | FO | A | TO | Blk | Stl | Pts | Avg |
|---------|----|----|-----|-----|----|-----|------|-----|-----|------|----|-----|------|-----|-----|----|-----|----|----|---|----|-----|-----|-----|-----|
| 2015-16 | 22 | 0 | 186 | 8.5 | 28 | 52 | .538 | 0 | 0 | .000 | 11 | 22 | .500 | 11 | 24 | 35 | 1.6 | 29 | 0 | 3 | 16 | 1 | 1 | 67 | 3.0 |
| 2016-17 | 5 | 0 | 45 | 9.0 | 10 | 12 | .833 | 0 | 0 | .000 | 8 | 10 | .800 | 5 | 7 | 12 | 2.4 | 7 | 0 | 1 | 2 | 1 | 0 | 28 | 5.6 |
| TOTAL | 27 | 0 | 231 | 8.6 | 38 | 64 | .594 | 0 | 0 | .000 | 19 | 32 | .594 | 16 | 31 | 47 | 1.7 | 36 | 0 | 4 | 18 | 2 | 1 | 95 | 3.5 |

CAREER STATISTICS (CONFERENCE GAMES)

| Year | GP | GS | Min | Avg | FG | FGA | Pct | 3FG | FGA | Pct | FT | FTA | Pct | Off | Def | TR | Avg | PF | FO | A | TO | Blk | Stl | Pts | Avg |
|---------|----|----|-----|-----|----|-----|------|-----|-----|------|----|-----|------|-----|-----|----|-----|----|----|---|----|-----|-----|-----|-----|
| 2015-16 | 13 | 0 | 67 | 5.2 | 8 | 22 | .364 | 0 | 0 | .000 | 4 | 7 | .571 | 6 | 13 | 19 | 1.5 | 9 | 0 | 1 | 9 | 1 | 1 | 20 | 1.5 |
| TOTAL | 13 | 0 | 67 | 5.2 | 8 | 22 | .364 | 0 | 0 | .000 | 4 | 7 | .571 | 6 | 13 | 19 | 1.5 | 9 | 0 | 1 | 9 | 1 | 1 | 20 | 1.5 |

#44 • CORBIN KAUFUSI
6-10 • 260 • JR • CENTER



PROVO, UTAH
TIMPVIEW HS

2016-17 SEASON — PPG: 0.0 RPG: 0.0 APG: 0.0 BPG: 0.0 SPG: 0.0 FG%: .000 3FG%: .000 FT%: .000

2015-16 • Sophomore

- Named the Best Conditioned Post Player at the team banquet
- Played in 36 games and started 23
- Posted season highs of 17 points (Long Beach State), 10 rebounds (twice), 2 assists (San Diego), 2 steals (twice) and 4 blocks (twice)
- Had the 4th highest field goal percentage in a single season at BYU
- Scored in double figures 7 times, had double digit rebounds twice and had 2 double-doubles
- Had 3-plus blocks 4 times
- Led the team in scoring once and rebounds twice
- Had a double-double at Long Beach State with 17 points, 10 rebounds and 3 blocks
- Had a streak of 3-straight games with double figure scoring

In 2014-15 • Freshman

- Played in 34 games and started the final 13 of the season
- Posted season highs of 9 points (Portland), 9 rebounds (Gonzaga), 1 assist (3 times), 2 steals (3 times) and 4 blocks (Saint Mary's)
- Had the 3rd-most blocks by a BYU freshman with 34 and the fifth-best blocks per game average by a BYU freshman at 1.0
- Totaled 8 points, 6 rebounds and 2 blocks vs. Chaminade
- Posted 7 points, 6 rebounds, 3 blocks and 2 steals at Gonzaga
- Had 7 points, 7 boards, 1 assist, 2 blocks and 2 steals vs. Santa Clara in the WCC tournament
- Scored a career-best 9 points and added 6 rebounds vs. Portland in the WCC tournament
- Had 3-plus blocks 3 times and led the team in rebounds once

Before BYU

- Coached by Perry Wildeboer at Timpview High School
- As a junior averaged 11.6 points while helping Timpview to a record of 19-6
- As a sophomore helped Timpview win the 4A state title and finish with a record of 19-7
- Played in the 2011 All-Valley Basketball All-Star Classic
- Played football and helped Timpview win state titles in 2008 and 2009
- Second-team all-state in football in 2011
- A member of the National Honor Society and a four-year academic honoree
- Also recruited by Stanford to play football

Personal

- Also plays on the defensive line for the BYU football team
- Parents are Steve (an assistant coach on the BYU football team) and Michelle and has four siblings
- Brother Bronson played football (2012-15) at BYU and played basketball for the Cougars in 2012-13
- Bronson currently plays for the Baltimore Ravens in the NFL
- Served a two-year mission for The Church of Jesus Christ of Latter-day Saints in South Korea
- An Eagle Scout

2016-17 SEASON HIGHS

| | |
|-------|---|
| PTS | — |
| 1st H | — |
| 2nd H | — |
| REB | — |
| AST | — |
| STL | — |
| BLK | — |
| FGM | — |
| FGA | — |
| 3PM | — |
| 3PA | — |
| FTM | — |
| FTA | — |

CAREER

| | |
|-------|---|
| PTS | 17 at LBSU — 11/16/15 |
| 1st H | 9, twice, last vs. MVSU — 11/25/15 |
| 2nd H | 9 at Santa Clara — 02/13/16 |
| REB | 10, twice, last at San Francisco — 02/11/16 |
| AST | 1, 10 times, last at Santa Clara — 02/13/16 |
| STL | 2, 5 times, last vs. Gonzaga — 03/07/16 |
| BLK | 4, 3 times, last vs. MVSU — 11/25/15 |
| FGM | 7, twice, last vs. ASU — 11/20/15 |
| FGA | 10 at LBSU — 11/16/15 |
| 3PM | — |
| 3PA | — |
| FTM | 8 vs. Pepperdine — 01/30/16 |
| FTA | 10, twice, last at San Francisco — 02/11/16 |

MISCELLANEOUS

| | 16-17 | Career |
|----------------------|-------|---------|
| Double-Figure Points | — | 7 (6-1) |
| 20-plus Points | — | — |
| Double-Figure Reb | — | 2 (1-1) |
| Double-Doubles | — | 2 (1-1) |
| 3-plus Steals | — | — |
| 3-plus Blocks | — | 7 (6-1) |
| 3-plus 3-point FG | — | — |
| Scoring Leader | — | 1 (0-1) |
| Rebound Leader | — | 3 (1-2) |
| Assist Leader | — | — |

2016-17 GAME-BY-GAME

| Opponent | Date | GS | Min | FG | FGA | Pct | 3FG | FGA | Pct | FT | FTA | Pct | Off | Def | TR | Avg | PF | FO | A | TO | Blk | Stl | Pts | Avg |
|---------------------|----------|----|-----|----|-----|-----|-----|-----|-----|----|-----|-----|-----|-----|----|-----|----|----|---|----|-----|-----|-----|-----|
| Princeton | 11/14/16 | | | | | | | | | | | | | | | | | | | | | | | DNP |
| Coppin State | 11/17/16 | | | | | | | | | | | | | | | | | | | | | | | DNP |
| Coastal Carolina | 11/19/16 | | | | | | | | | | | | | | | | | | | | | | | DNP |
| vs. Saint Louis | 11/21/16 | | | | | | | | | | | | | | | | | | | | | | | DNP |
| vs. Valparaiso | 11/23/16 | | | | | | | | | | | | | | | | | | | | | | | DNP |
| Utah Valley | 11/26/16 | | | | | | | | | | | | | | | | | | | | | | | |
| vs. Utah State | 11/30/16 | | | | | | | | | | | | | | | | | | | | | | | |
| vs. USC | 12/03/16 | | | | | | | | | | | | | | | | | | | | | | | |
| Weber State | 12/07/16 | | | | | | | | | | | | | | | | | | | | | | | |
| Colorado | 12/10/16 | | | | | | | | | | | | | | | | | | | | | | | |
| vs. Illinois | 12/17/16 | | | | | | | | | | | | | | | | | | | | | | | |
| Idaho State | 12/20/16 | | | | | | | | | | | | | | | | | | | | | | | |
| CSU Bakersfield | 12/22/16 | | | | | | | | | | | | | | | | | | | | | | | |
| Santa Clara | 12/29/16 | | | | | | | | | | | | | | | | | | | | | | | |
| at Loyola Marymount | 12/31/16 | | | | | | | | | | | | | | | | | | | | | | | |
| at Saint Mary's | 01/05/17 | | | | | | | | | | | | | | | | | | | | | | | |
| Pacific | 01/07/17 | | | | | | | | | | | | | | | | | | | | | | | |
| San Francisco | 01/12/17 | | | | | | | | | | | | | | | | | | | | | | | |
| at San Diego | 01/14/17 | | | | | | | | | | | | | | | | | | | | | | | |
| Pepperdine | 01/19/17 | | | | | | | | | | | | | | | | | | | | | | | |
| at Pacific | 01/21/17 | | | | | | | | | | | | | | | | | | | | | | | |
| at Santa Clara | 01/26/17 | | | | | | | | | | | | | | | | | | | | | | | |
| Loyola Marymount | 01/28/17 | | | | | | | | | | | | | | | | | | | | | | | |
| Gonzaga | 02/02/17 | | | | | | | | | | | | | | | | | | | | | | | |
| Portland | 02/04/17 | | | | | | | | | | | | | | | | | | | | | | | |
| at Pepperdine | 02/09/17 | | | | | | | | | | | | | | | | | | | | | | | |
| at San Francisco | 02/11/17 | | | | | | | | | | | | | | | | | | | | | | | |
| San Diego | 02/16/17 | | | | | | | | | | | | | | | | | | | | | | | |
| Saint Mary's | 02/18/17 | | | | | | | | | | | | | | | | | | | | | | | |
| at Portland | 02/23/17 | | | | | | | | | | | | | | | | | | | | | | | |
| at Gonzaga | 02/25/17 | | | | | | | | | | | | | | | | | | | | | | | |
| Totals | | | | | | | | | | | | | | | | | | | | | | | | |

CAREER STATISTICS (ALL GAMES)

| Year | GP | GS | Min | Avg | FG | FGA | Pct | 3FG | FGA | Pct | FT | FTA | Pct | Off | Def | TR | Avg | PF | FO | A | TO | Blk | Stl | Pts | Avg |
|---------|----|----|------|------|-----|-----|------|-----|-----|------|----|-----|------|-----|-----|-----|-----|-----|----|----|----|-----|-----|-----|-----|
| 2014-15 | 34 | 13 | 560 | 16.5 | 36 | 64 | .563 | 0 | 0 | .000 | 43 | 70 | .614 | 57 | 76 | 133 | 3.9 | 117 | 5 | 3 | 34 | 34 | 11 | 115 | 3.4 |
| 2015-16 | 36 | 23 | 579 | 16.1 | 79 | 129 | .612 | 0 | 0 | .000 | 47 | 79 | .595 | 62 | 99 | 161 | 4.5 | 98 | 3 | 10 | 37 | 42 | 13 | 205 | 5.7 |
| 2016-17 | | | | | | | | | | | | | | | | | | | | | | | | | |
| TOTAL | 70 | 36 | 1139 | 16.3 | 115 | 193 | .596 | 0 | 0 | .000 | 90 | 149 | .604 | 119 | 175 | 294 | 4.2 | 215 | 8 | 13 | 71 | 76 | 24 | 320 | 4.6 |

CAREER STATISTICS (CONFERENCE GAMES)

| Year | GP | GS | Min | Avg | FG | FGA | Pct | 3FG | FGA | Pct | FT | FTA | Pct | Off | Def | TR | Avg | PF | FO | A | TO | Blk | Stl | Pts | Avg |
|---------|----|----|-----|------|----|-----|------|-----|-----|------|----|-----|------|-----|-----|-----|-----|-----|----|---|----|-----|-----|-----|-----|
| 2014-15 | 18 | 9 | 319 | 17.7 | 18 | 32 | .563 | 0 | 0 | .000 | 16 | 28 | .571 | 29 | 41 | 70 | 3.9 | 69 | 4 | 1 | 12 | 24 | 4 | 52 | 2.9 |
| 2015-16 | 18 | 6 | 262 | 14.6 | 29 | 47 | .617 | 0 | 0 | .000 | 30 | 47 | .638 | 30 | 54 | 84 | 4.7 | 45 | 0 | 4 | 14 | 17 | 3 | 88 | 4.9 |
| TOTAL | 36 | 15 | 581 | 16.1 | 47 | 79 | .595 | 0 | 0 | .000 | 46 | 75 | .613 | 59 | 95 | 154 | 4.3 | 114 | 4 | 5 | 26 | 41 | 7 | 140 | 3.9 |

5 players scored in double figures

03/22/16 vs. Creighton, Seljaas 19, Davis 18, Emery 17, Fischer 15, Collinsworth 10

6 players scored in double figures

02/25/16 vs. Portland, Fischer 21, Emery 18, Collinsworth 14, Chatman 13, Davis 11, Seljaas 10

No players scored in double figures

02/21/05 at Air Force, 39-70 L

One player recorded a double-double

11/21/16 vs. Saint Louis
Eric Mika, 20 points, 10 rebounds

Two players recorded a double-double

01/21/16 at Loyola Marymount
Kyle Collinsworth, 10 points, 13 rebounds, 15 assists
Kyle Davis, 14 points, 13 rebounds

One player recorded a triple-double

03/16/16 vs. UAB
Kyle Collinsworth, 19 points, 10 rebounds, 12 assists

Two double-digit rebounders

01/21/16 at Loyola Marymount
Davis 13, Collinsworth 13

Six players had 5 or more rebounds

01/28/16 vs. LMU, Austin 7, Chatman 7, Fischer 6, K. Collinsworth 5, J. Hartsock 5, Seljaas 5

Five players had 6 or more rebounds

11/20/10 vs. Chicago State, Abouo-8, K. Collinsworth-7, Rogers-7, Anderson-6, C. Collinsworth-6, Davies-6

Four players had 9 or more rebounds

12/30/06 vs. Seton Hall, Cummar-12, Plaisted-9
Young-9, Ainge-9

Two players fouled out

12/22/15 vs. Harvard
Nick Emery, Zac Seljaas

Three or more players fouled out

01/03/09 vs. Wake Forest
Chris Miles, Gavin MacGregor, Charles Abouo

A BYU player received a technical foul

11/24/16 vs. Valparaiso, TJ Haws

An opponent player received a technical foul

02/27/16 vs. Gonzaga, Kyle Dranginis

BYU coach received a technical foul

03/10/15 vs. Gonzaga, Dave Rose

An opponent coach received a technical foul

01/29/15 vs. San Francisco, Rex Walters

A BYU player ejected from a game

12/02/15 at Utah, Nick Emery (flagrant 2 foul)

An opponent player ejected from a game

02/01/14 vs. Saint Mary's, Garrett Jackson (flagrant 2 foul)

A coach ejected from the game

11/30/05 vs. Lamar (at Delta Center)
Lamar coach Billy Tubbs (2 technical fouls)

AT LEAST two players scored 20+ points

11/21/16 vs. Saint Louis, Davis 22, Mika 20

Three players scored 20+ points

01/09/16 vs. San Francisco, Fischer 25, Emery 21, Seljaas 20

Four players scored 20+ points

01/13/79 vs. New Mexico, D. Ainge-27, Scott Runia-25, Devin Durrant-20, Alan Taylor-20

Two players scored 25+ points

11/28/15 vs. Belmont, Emery 27, Collinsworth 26

A player scored 30+ points

02/13/16 at Santa Clara, Nick Emery 31

A player scored 40+ points

12/23/15 vs. New Mexico, Chase Fischer 41

A player attempted 20 or more field goals

03/18/16 vs. Virginia Tech, Chase Fischer 20

A player had 5 or more steals

03/29/16 vs. Valparaiso, Collinsworth 5

A player had double-digit assists

03/18/16 vs. Virginia Tech, Kyle Collinsworth 10

A player made double-digit free throws

11/14/16 vs. Princeton, Eric Mika (12-13)

A player shot 100% at the free throw line (min. 8 atts)

02/06/16 vs. Pacific, Chase Fischer (14-14)

A player shot 100% from the floor (min. 5 atts)

01/28/16 vs. LMU, Corbin Kaufusi (5-5)

A player shot 100% on threes (min. 3 atts)

11/23/16 vs. Valparaiso, Davin Guinn (3-3)

Did not make a three

03/08/14 vs. Loyola Marymount (0-12)

Last time opponent did not make a three

02/20/16 vs. San Diego (0-20)

BYU had six or fewer turnovers

01/07/16 vs. Santa Clara, 6

BYU committed 25-plus turnovers

12/15/07 vs. Pepperdine, 86-67 W (29)

BYU committed 11 or less team fouls in a game

11/19/16 vs. Virginia Tech

BYU scored 90 points

11/21/16 vs. Saint Louis, 92

BYU scored 100 points

02/11/16 at San Francisco, 114

BYU scored 110 points

02/11/16 at San Francisco, 114

BYU scored less than 50 points in a game

1/15/08 at UNLV 41-70 L

Held opponent to less than 50 points in a game

02/20/16 vs. San Diego 91-33 W

BYU scored less than 40 points in a game

2/21/05 at Air Force 39-70 L

Held opponent to less than 40 points in a game

02/20/16 vs. San Diego 91-33 W

Shot 60% from the field

01/03/15 at San Francisco (.600) 33-55

Opponent shot 60% from the field

12/22/05 at Utah State (.600) 36-60

Shot 70% from the field in a half

02/20/16 vs. San Diego (.714) 20-28

Did not miss a 2-point FG attempt in a half

02/23/04 vs. Air Force, 13-13 inside the arc, (14-17, .824 overall)

Shot less than 30% from the field

02/21/05 at Air Force, (.280), 14-50

Shot 100% from the free throw line

11/26/11 vs. Wisconsin (11-11)

Shot 90% from the free throw line (at least 10 attempts)

12/25/15 vs. Northern Iowa, (.905), 19-21

Shot less than 50% from the free throw line

11/16/15 at Long Beach State, (.381), 8-21

Shot 60% on 3-pointers

02/11/16 at San Francisco (.630), 17-27

Shot 70% on 3-pointers

12/11/13 vs. Prairie View A&M (.714), 10-14

Opponent scored less than 20 points in the 1st half

02/20/16 vs. San Diego, 11 (39-11, 91-33 W)

Opponent scored less than 20 points in the 2nd half

01/10/13 vs. Pepperdine, 16 (46-16, 76-51 W)

BYU scored less than 20 points in the 1st half

02/21/05 at Air Force, 13 (BYU trailed 13-37)

BYU scored less than 20 points in the 2nd half

01/15/00 vs. Utah, 19

Opponent scored 50 or more points in a half

02/11/16 at San Francisco, 56 (2nd half)

BYU scored 50 or more points in the first half

03/16/16 vs. UAB, 51

BYU scored 50 or more points in the second half

11/21/16 vs. Saint Louis, 52

BYU scored 60 or more points in the first half

11/25/14 vs. Chaminade, 66

BYU scored 60 or more points in the second half

12/2/14 at Utah State, 60

Won by 60 or more points (largest margin ever)

12/22/06 vs. W. Oregon (62) 102-40

Won by 50 or more points

02/20/16 vs. San Diego (58) 91-33

Won by 40 or more points

02/20/16 vs. San Diego (58) 91-33

Won by 30 or more points

11/21/16 vs. Saint Louis (30) 92-62

Won by 25 or more points

11/21/16 vs. Saint Louis (30) 92-62

Lost by 35-plus points

11/22/04 vs. North Carolina (36) 86-50

Lost by 30-plus points

2/21/05 at Air Force (31) 39-70

Lost by 25-plus points

01/15/08 at UNLV (29) 70-41

Played an overtime game

12/22/15 vs. Harvard, 82-85 L (OT)

Won in single overtime

12/23/14 vs. UMass, 77-71 W (OT)

Lost in overtime

12/22/15 vs. Harvard, 82-85 L (OT)

Played a double OT game

11/24/14 vs. San Diego State, 87-92 L (2OT)

Played a triple OT game

01/23/14 at Portland, 114-110 L (3OT)

Won 15-straight games

2009-10 (15)

Won 10-straight games

2010-11 (10)

Lost 3-straight games

2013-14 @ Oregon, @ LMU, @ Pepperdine

Lost 4-straight games

2013-14 @ Utah, @ Oregon, @ LMU, @ Pepperdine

Lost 5-straight games

2004-05 @ UNM, @ AFA, @ Utah, UNLV, vs. UNM (at MWC)

Lost 9-straight games

1997-98

Lost 10-straight games

1996-97 (21) - school record

Played an NCAA tournament game

03/20/14 vs. Oregon-NCAA 2nd Round, 68-87

Won an NCAA tournament game

03/13/12 vs. Iona-NCAA 1st Round, 78-72

Won two NCAA tournament games

1980-81 Princeton 60-51, UCLA 78-55, Notre Dame 51-50, then lost to Virginia 60-74
2010-11 Wofford 74-66, Gonzaga 89-67

Won three NCAA Tournament games

1980-81 Princeton 60-51, UCLA 78-55, Notre Dame 51-50, then lost to Virginia 60-74

Played in the NIT

03/29/16 vs. Valparaiso, 70-72 L

Won an NIT game

03/22/16 vs. Creighton, 88-82 W

Won two NIT games

2015-16 UAB 97-79, Virginia Tech 80-77, Creighton 88-82

Won three NIT games

2015-16 Advanced to NIT semifinals
2012-13 Advanced to NIT semifinals
1965-66 NIT CHAMPIONS
1950-51 NIT CHAMPIONS

Won a conference tournament

2000-01

Won a regular season conference title

2010-11

Won a conference regular season outright

2007-08

Defeated a ranked team

02/04/16 vs. Saint Mary's (rv/25), 70-59

Defeated a ranked team at home

02/04/16 vs. Saint Mary's (rv/25), 70-59

Defeated a ranked team on the road

01/15/16 at Gonzaga (25/21), 69-68

Was ranked in the top 25 AP Poll

03/14/11 Ranked 10th

Was ranked in the top 25 Coaches Poll

03/29/11 Ranked 13th

Finished season ranked in the top 25 polls

2010-11 10th (AP), 13th (Coaches)

Official Basketball Box Score -- Game Totals -- Final Statistics
Princeton vs BYU
11/14/16 8:01 p.m. at Provo, Utah, Marriott Center

Princeton 73 • 0-1

| # | Player | Total | | 3-Ptr | | Rebounds | | | PF | TP | A | TO | Blk | Stl | Min |
|----|-----------------|--------|-------|-------|---------|----------|-----|-----|----|----|---|-----|-----|-----|-----|
| | | FG | FGA | FG | FGA | FT | FTA | Off | | | | | | | |
| 05 | Bell, Amir | * 2-9 | 0-3 | 0-1 | 0 0 0 | 5 | 4 | 2 | 2 | 0 | 1 | 23 | | | |
| 10 | Weisz, Spencer | * 2-10 | 1-7 | 0-0 | 1 7 8 | 2 | 5 | 4 | 2 | 0 | 0 | 34 | | | |
| 21 | Caruso, Henry | * 5-9 | 1-3 | 0-0 | 1 5 6 | 4 | 11 | 1 | 1 | 0 | 0 | 26 | | | |
| 25 | Cook, Steven | * 4-9 | 0-3 | 4-5 | 0 4 4 | 3 | 12 | 3 | 1 | 0 | 2 | 35 | | | |
| 30 | Brase, Hans | * 4-11 | 3-8 | 0-0 | 1 3 4 | 5 | 13 | 2 | 1 | 0 | 0 | 19 | | | |
| 00 | Young, Aaron | 0-0 | 0-0 | 0-0 | 0 0 0 | 0 | 0 | 0 | 0 | 0 | 0 | 0+ | | | |
| 02 | Morales, Jose | 0-1 | 0-0 | 0-0 | 0 0 0 | 0 | 0 | 0 | 1 | 0 | 0 | 1 | | | |
| 03 | Cannady, Devin | 6-14 | 4-10 | 2-2 | 1 5 6 | 4 | 18 | 1 | 1 | 0 | 1 | 30 | | | |
| 12 | Stephens, Myles | 2-4 | 1-1 | 2-2 | 0 1 1 | 1 | 7 | 0 | 1 | 0 | 1 | 11 | | | |
| 13 | Gladson, Will | 0-0 | 0-0 | 0-0 | 0 0 0 | 2 | 0 | 0 | 1 | 0 | 0 | 2 | | | |
| 14 | Rayner, Khyan | 0-0 | 0-0 | 0-0 | 0 0 0 | 0 | 0 | 0 | 0 | 0 | 0 | 0+ | | | |
| 31 | Miller, Pete | 2-4 | 0-0 | 1-2 | 2 3 5 | 2 | 5 | 1 | 0 | 0 | 0 | 14 | | | |
| 35 | Brennan, Alec | 0-1 | 0-0 | 0-0 | 1 0 1 | 1 | 0 | 0 | 0 | 0 | 0 | 5 | | | |
| | Team | | | | 2 0 2 | | | | | | | | | | |
| | Totals | 27-72 | 10-35 | 9-12 | 9 28 37 | 29 | 73 | 14 | 11 | 0 | 8 | 200 | | | |

FG % 1st Half: 13-36 36.1% 2nd half: 14-36 38.9% Game: 27-72 37.5%
 3FG % 1st Half: 6-21 28.6% 2nd half: 4-14 28.6% Game: 10-35 28.6%
 FT % 1st Half: 3-4 75.0% 2nd half: 6-8 75.0% Game: 9-12 75.0%

BYU 82 • 1-0

| # | Player | Total | | 3-Ptr | | Rebounds | | | PF | TP | A | TO | Blk | Stl | Min |
|----|----------------|--------|------|-------|----------|----------|-----|-----|----|----|---|-----|-----|-----|-----|
| | | FG | FGA | FG | FGA | FT | FTA | Off | | | | | | | |
| 04 | EMERY, Nick | * 6-14 | 1-7 | 2-2 | 1 7 8 | 2 | 15 | 4 | 3 | 0 | 3 | 37 | | | |
| 05 | ROSE, L.J. | * 1-6 | 0-1 | 2-4 | 0 3 3 | 2 | 4 | 3 | 2 | 0 | 0 | 31 | | | |
| 12 | MIKA, Eric | * 7-14 | 0-0 | 12-13 | 9 9 18 | 2 | 26 | 3 | 2 | 2 | 1 | 34 | | | |
| 21 | DAVIS, Kyle | * 2-4 | 0-0 | 3-6 | 1 4 5 | 4 | 7 | 0 | 3 | 2 | 0 | 23 | | | |
| 30 | HAWS, TJ | * 5-11 | 3-6 | 7-8 | 1 1 2 | 4 | 20 | 1 | 1 | 0 | 3 | 35 | | | |
| 03 | BRYANT, Elijah | 1-6 | 0-2 | 3-4 | 2 4 6 | 2 | 5 | 1 | 1 | 0 | 1 | 15 | | | |
| 10 | BE0, Steven | 0-0 | 0-0 | 0-0 | 0 0 0 | 1 | 0 | 0 | 0 | 0 | 0 | 2 | | | |
| 23 | CHILDS, Yoeli | 2-5 | 0-0 | 1-4 | 0 6 6 | 2 | 5 | 0 | 1 | 1 | 0 | 23 | | | |
| 24 | GUINN, Davin | 0-0 | 0-0 | 0-0 | 0 0 0 | 0 | 0 | 0 | 0 | 0 | 0 | 0+ | | | |
| 40 | AYTES, Jamal | 0-0 | 0-0 | 0-0 | 0 1 1 | 0 | 0 | 0 | 0 | 0 | 0 | 0+ | | | |
| | Team | | | | 0 3 3 | | | | | | | | | | |
| | Totals | 24-60 | 4-16 | 30-41 | 14 38 52 | 19 | 82 | 12 | 13 | 5 | 8 | 200 | | | |

FG % 1st Half: 13-28 46.4% 2nd half: 11-32 34.4% Game: 24-60 40.0%
 3FG % 1st Half: 2-11 18.2% 2nd half: 2-5 40.0% Game: 4-16 25.0%
 FT % 1st Half: 16-18 88.9% 2nd half: 14-23 60.9% Game: 30-41 73.2%

Officials: Michael Irving, Gregory Nixon, Jimmy Casas

Technical fouls: Princeton-None. BYU-None.
 Attendance: 15926

| Score by periods | 1st | 2nd | Total |
|------------------|-----|-----|-------|
| Princeton | 35 | 38 | 73 |
| BYU | 44 | 38 | 82 |

Official Basketball Box Score -- Game Totals -- Final Statistics
Coppin State vs BYU
11/17/16 7:05 p.m. at Provo, Utah, Marriott Center

Coppin State 59 • 0-4, 0-0

| # | Player | Total | | 3-Ptr | | Rebounds | | | PF | TP | A | TO | Blk | Stl | Min |
|----|------------------|--------|------|-------|----------|----------|-----|-----|----|----|----|-----|-----|-----|-----|
| | | FG | FGA | FG | FGA | FT | FTA | Off | | | | | | | |
| 03 | TREADWELL, Josh | * 3-15 | 1-9 | 2-2 | 2 3 5 | 4 | 9 | 0 | 2 | 0 | 0 | 22 | | | |
| 15 | SIMPSON, Blake | * 1-3 | 0-0 | 0-1 | 1 3 4 | 3 | 2 | 0 | 0 | 0 | 0 | 16 | | | |
| 22 | SHIVERS, Keith | * 3-7 | 1-1 | 2-3 | 0 1 1 | 3 | 9 | 0 | 1 | 1 | 2 | 22 | | | |
| 23 | GRIPPER, Joseph | * 0-2 | 0-0 | 0-0 | 0 0 0 | 2 | 0 | 0 | 2 | 0 | 2 | 12 | | | |
| 25 | HARRIS, Terry | * 3-15 | 1-5 | 3-4 | 6 3 9 | 2 | 10 | 1 | 3 | 0 | 3 | 24 | | | |
| 00 | HINSON, Rasool | 2-3 | 0-0 | 1-1 | 0 1 1 | 1 | 5 | 0 | 0 | 0 | 0 | 8 | | | |
| 02 | DAVENPORT, Juwan | 2-6 | 0-1 | 0-2 | 3 2 5 | 0 | 4 | 0 | 1 | 0 | 2 | 13 | | | |
| 04 | THOMAS, Tre' | 1-10 | 1-7 | 0-0 | 0 1 1 | 1 | 3 | 1 | 1 | 0 | 0 | 17 | | | |
| 11 | HICKS, Izais | 2-5 | 0-0 | 1-6 | 2 1 3 | 2 | 5 | 0 | 0 | 1 | 1 | 20 | | | |
| 13 | CLAYTON, Dejuan | 4-9 | 1-2 | 2-3 | 0 2 2 | 2 | 11 | 4 | 1 | 0 | 1 | 29 | | | |
| 21 | BROWNLEE, Lucian | 0-5 | 0-3 | 0-0 | 0 1 1 | 1 | 0 | 0 | 0 | 0 | 0 | 14 | | | |
| 35 | MURINDA, Mufaro | 0-1 | 0-1 | 1-2 | 0 1 1 | 0 | 1 | 0 | 0 | 0 | 0 | 3 | | | |
| | Team | | | | 5 1 6 | | | | | | | | | | |
| | Totals | 21-81 | 5-29 | 12-24 | 19 20 39 | 21 | 59 | 6 | 11 | 2 | 11 | 200 | | | |

FG % 1st Half: 13-43 30.2% 2nd half: 8-38 21.1% Game: 21-81 25.9%
 3FG % 1st Half: 3-14 21.4% 2nd half: 2-15 13.3% Game: 5-29 17.2%
 FT % 1st Half: 3-8 37.5% 2nd half: 9-16 56.3% Game: 12-24 50.0%

BYU 96 • 2-0, 0-0

| # | Player | Total | | 3-Ptr | | Rebounds | | | PF | TP | A | TO | Blk | Stl | Min |
|----|-----------------|-------|------|-------|----------|----------|-----|-----|----|----|---|-----|-----|-----|-----|
| | | FG | FGA | FG | FGA | FT | FTA | Off | | | | | | | |
| 04 | EMERY, Nick | * 4-8 | 2-6 | 3-3 | 0 2 2 | 0 | 13 | 3 | 3 | 0 | 1 | 22 | | | |
| 05 | ROSE, L.J. | * 1-2 | 1-2 | 2-2 | 1 2 3 | 0 | 5 | 1 | 0 | 1 | 0 | 22 | | | |
| 12 | MIKA, Eric | * 6-8 | 0-0 | 6-7 | 2 3 5 | 1 | 18 | 1 | 2 | 3 | 0 | 15 | | | |
| 21 | DAVIS, Kyle | * 2-6 | 0-0 | 0-0 | 1 5 6 | 2 | 4 | 1 | 2 | 0 | 1 | 15 | | | |
| 30 | HAWS, TJ | * 4-8 | 3-7 | 0-0 | 0 5 5 | 2 | 11 | 1 | 2 | 0 | 1 | 22 | | | |
| 02 | FRAMPTON, Zach | 0-1 | 0-0 | 0-0 | 0 4 4 | 2 | 0 | 0 | 0 | 0 | 0 | 8 | | | |
| 03 | BRYANT, Elijah | 3-7 | 0-3 | 5-5 | 0 7 7 | 1 | 11 | 3 | 3 | 0 | 2 | 21 | | | |
| 10 | BE0, Steven | 0-1 | 0-1 | 0-1 | 0 1 1 | 1 | 0 | 1 | 0 | 0 | 0 | 10 | | | |
| 13 | LEIFSON, Colby | 1-5 | 1-5 | 0-0 | 1 2 3 | 2 | 3 | 1 | 0 | 0 | 0 | 9 | | | |
| 15 | DASTRUP, Payton | 4-6 | 1-1 | 0-0 | 0 2 2 | 3 | 9 | 0 | 1 | 0 | 0 | 7 | | | |
| 23 | CHILDS, Yoeli | 4-5 | 0-0 | 0-1 | 3 12 15 | 2 | 8 | 3 | 5 | 1 | 1 | 20 | | | |
| 24 | GUINN, Davin | 1-4 | 1-2 | 2-2 | 0 0 0 | 1 | 5 | 1 | 1 | 0 | 1 | 10 | | | |
| 31 | SHAW, Braiden | 1-1 | 0-0 | 0-0 | 1 1 2 | 2 | 2 | 0 | 1 | 0 | 0 | 8 | | | |
| 40 | AYTES, Jamal | 3-3 | 0-0 | 1-2 | 2 0 2 | 4 | 7 | 0 | 1 | 1 | 0 | 11 | | | |
| | Team | | | | 1 5 6 | | | | | | | | | | |
| | Totals | 34-65 | 9-27 | 19-23 | 12 51 63 | 23 | 96 | 20 | 22 | 5 | 8 | 200 | | | |

FG % 1st Half: 16-33 48.5% 2nd half: 18-32 56.3% Game: 34-65 52.3%
 3FG % 1st Half: 4-15 26.7% 2nd half: 5-12 41.7% Game: 9-27 33.3%
 FT % 1st Half: 12-14 85.7% 2nd half: 7-9 77.8% Game: 19-23 82.6%

Officials: Frank Harvey III, Kelly Pfeifer, Jim Schipper

Technical fouls: Coppin State-None. BYU-None.
 Attendance: 12444

| Score by periods | 1st | 2nd | Total |
|------------------|-----|-----|-------|
| Coppin State | 32 | 27 | 59 |
| BYU | 48 | 48 | 96 |

In Off 2nd Fast
 Points Paint T/O Chance Break Bench
 Coppin State 24 15 7 4 29
 BYU 46 16 15 17 45

Official Basketball Box Score -- Game Totals -- Final Statistics
Coastal Carolina vs BYU
11/19/16 7:35 p.m. at Provo, Utah, Marriott Center

Coastal Carolina 65 • 1-3, 0-0

| # | Player | Total | | 3-Ptr | | Rebounds | | | PF | TP | A | TO | Blk | Stl | Min |
|----|----------------------|--------|------|-------|----------|----------|-----|-----|----|----|---|-----|-----|-----|-----|
| | | FG | FGA | FG | FGA | FT | FTA | Off | | | | | | | |
| 03 | Williams-Powell, Jos | * 3-11 | 0-3 | 5-8 | 1 5 6 | 2 | 11 | 0 | 3 | 1 | 1 | 23 | | | |
| 05 | Shaw, Jaylen | * 3-8 | 2-2 | 0-0 | 0 3 3 | 0 | 8 | 4 | 1 | 0 | 2 | 32 | | | |
| 22 | Wilson, Elijah | * 4-14 | 3-9 | 0-0 | 1 2 3 | 0 | 11 | 0 | 0 | 0 | 0 | 23 | | | |
| 32 | Coleman, Josh | * 2-6 | 0-0 | 0-0 | 2 4 6 | 2 | 4 | 0 | 0 | 1 | 0 | 14 | | | |
| 45 | Ray-St Cyr, Colton | * 1-7 | 0-2 | 2-3 | 0 4 4 | 3 | 4 | 3 | 3 | 0 | 0 | 21 | | | |
| 00 | Robertson, Jaylan | 2-5 | 0-1 | 0-0 | 0 1 1 | 2 | 4 | 3 | 1 | 0 | 1 | 20 | | | |
| 01 | Holmes Jr, Kevin | 0-0 | 0-0 | 0-0 | 0 0 0 | 0 | 0 | 0 | 0 | 0 | 0 | 3 | | | |
| 02 | Labinowicz, Artur | 1-5 | 0-2 | 0-3 | 0 1 1 | 1 | 2 | 1 | 1 | 0 | 0 | 22 | | | |
| 12 | Enanga, Michel | 0-1 | 0-1 | 0-0 | 0 2 2 | 1 | 0 | 0 | 0 | 0 | 0 | 4 | | | |
| 15 | Bamba, Amidou | 5-7 | 0-0 | 0-0 | 0 4 4 | 1 | 10 | 0 | 0 | 1 | 1 | 21 | | | |
| 20 | Beck, Demario | 5-12 | 0-6 | 1-2 | 3 5 8 | 3 | 11 | 1 | 0 | 0 | 1 | 17 | | | |
| | Team | | | | 6 2 8 | | | | | | | | | | |
| | Totals | 26-76 | 5-26 | 8-16 | 13 33 46 | 15 | 65 | 12 | 9 | 3 | 6 | 200 | | | |

FG % 1st Half: 10-38 26.3% 2nd half: 16-38 42.1% Game: 26-76 34.2%
 3FG % 1st Half: 1-12 8.3% 2nd half: 4-14 28.6% Game: 5-26 19.2%
 FT % 1st Half: 4-7 57.1% 2nd half: 4-9 44.4% Game: 8-16 50.0%

BYU 81 • 3-0, 0-0

| # | Player | Total | | 3-Ptr | | Rebounds | | | PF | TP | A | TO | Blk | Stl | Min |
|----|-----------------|--------|------|-------|---------|----------|-----|-----|----|----|---|-----|-----|-----|-----|
| | | FG | FGA | FG | FGA | FT | FTA | Off | | | | | | | |
| 04 | EMERY, Nick | * 6-12 | 2-6 | 0-0 | 0 2 2 | 0 | 14 | 3 | 0 | 0 | 1 | 23 | | | |
| 05 | ROSE, L.J. | * 3-6 | 1-3 | 2-2 | 0 6 6 | 1 | 9 | 3 | 1 | 1 | 3 | 32 | | | |
| 12 | MIKA, Eric | * 8-12 | 0-0 | 3-6 | 2 9 11 | 1 | 19 | 1 | 2 | 3 | 0 | 25 | | | |
| 21 | DAVIS, Kyle | * 4-5 | 0-0 | 0-1 | 1 5 6 | 4 | 8 | 2 | 1 | 1 | 1 | 21 | | | |
| 30 | HAWS, TJ | * 3-12 | 1-3 | 1-2 | 0 4 4 | 1 | 8 | 5 | 2 | 0 | 0 | 29 | | | |
| 02 | FRAMPTON, Zach | 0-0 | 0-0 | 0-0 | 0 1 1 | 0 | 0 | 0 | 0 | 0 | 0 | 3 | | | |
| 03 | BRYANT, Elijah | 3-9 | 1-6 | 2-2 | 0 5 5 | 2 | 9 | 3 | 1 | 1 | 0 | 20 | | | |
| 13 | LEIFSON, Colby | 0-2 | 0-1 | 0-0 | 0 0 0 | 1 | 0 | 0 | 0 | 0 | 0 | 6 | | | |
| 15 | DASTRUP, Payton | 0-2 | 0-1 | 0-0 | 0 0 0 | 0 | 0 | 0 | 0 | 0 | 0 | 2 | | | |
| 23 | CHILDS, Yoeli | 2-2 | 0-0 | 0-0 | 0 3 3 | 0 | 4 | 1 | 2 | 1 | 0 | 19 | | | |
| 24 | GUINN, Davin | 2-4 | 2-3 | 0-0 | 0 0 0 | 0 | 6 | 0 | 1 | 0 | 0 | 7 | | | |
| 31 | SHAW, Braiden | 0-0 | 0-0 | 0-0 | 0 1 1 | 0 | 0 | 0 | 0 | 0 | 0 | 2 | | | |
| 40 | AYTES, Jamal | 2-3 | 0-0 | 0-0 | 1 2 3 | 1 | 4 | 0 | 0 | 0 | 0 | 11 | | | |
| | Team | | | | 3 1 4 | | | | | | | | | | |
| | Totals | 33-69 | 7-23 | 8-13 | 7 39 46 | 11 | 81 | 24 | 12 | 7 | 3 | 200 | | | |

FG % 1st Half: 16-35 45.7% 2nd half: 17-34 50.0% Game: 33-69 47.8%
 3FG % 1st Half: 3-11 27.3% 2nd half: 4-12 33.3% Game: 7-23 30.4%
 FT % 1st Half: 5-9 55.6% 2nd half: 3-4 75.0% Game: 8-13 61.5%

Officials: Randy McCall, Kevin Brill, Jeff Wooten

Official Basketball Box Score -- Game Totals -- Final Statistics
Valparaiso vs BYU
11/23/16 9:00 PM at MGM Grand Garden Arena (Las Vegas, NV)

Valparaiso 92 • 5-1

| # | Player | Total | | | 3-Ptr | | | Rebounds | | | PF | TP | A | TO | Blk | Stl | Min |
|---------------|-----------------|--------------|-------------|--------------|-----------|-----------|-----------|-----------|-----------|-----------|-----------|----------|----------|------------|-----|-----|-----|
| | | FG-FGA | FG-FGA | FT-FTA | FG-FGA | FG-FGA | FT-FTA | Off | Def | Tot | | | | | | | |
| 02 | WALKER, Tevonn | * 4-9 | 3-6 | 2-2 | 1 | 4 | 5 | 4 | 13 | 1 | 3 | 0 | 1 | | | 21 | |
| 11 | HAMMINK, Shane | * 8-13 | 0-2 | 7-9 | 0 | 2 | 2 | 2 | 23 | 3 | 3 | 0 | 1 | | | 37 | |
| 15 | WILLIAMS, Lexus | * 3-7 | 2-5 | 4-5 | 1 | 2 | 3 | 2 | 12 | 3 | 0 | 0 | 0 | | | 31 | |
| 23 | ADEKOYA, Jubril | * 5-9 | 2-4 | 0-0 | 0 | 8 | 8 | 4 | 12 | 1 | 2 | 0 | 0 | | | 32 | |
| 25 | PETERS, Alec | * 7-19 | 1-4 | 11-12 | 3 | 9 | 12 | 4 | 26 | 1 | 4 | 0 | 3 | | | 39 | |
| 01 | BRADFORD, Micah | 0-0 | 0-0 | 0-0 | 0 | 0 | 0 | 0 | 0 | 0 | 0 | 0 | 0 | | | 2 | |
| 03 | JOSEPH, Max | 1-6 | 1-2 | 3-6 | 5 | 3 | 8 | 4 | 6 | 5 | 2 | 2 | 0 | | | 29 | |
| 14 | SOROLLA, Jaume | 0-0 | 0-0 | 0-0 | 0 | 0 | 0 | 3 | 0 | 0 | 1 | 0 | 0 | | | 6 | |
| 21 | SMITS, Derrick | 0-1 | 0-0 | 0-0 | 0 | 0 | 0 | 0 | 0 | 0 | 0 | 0 | 0 | | | 3 | |
| Team | | | | | 3 | 1 | 4 | | | | | | | | | | |
| Totals | | 28-64 | 9-23 | 27-34 | 13 | 29 | 42 | 23 | 92 | 14 | 15 | 2 | 5 | 200 | | | |

FG % 1st Half: 15-33 45.5% 2nd half: 13-31 41.9% Game: 28-64 43.8% Deadball
 3FG % 1st Half: 4-11 36.4% 2nd half: 5-12 41.7% Game: 9-23 39.1% Rebounds
 FT % 1st Half: 10-12 83.3% 2nd half: 17-22 77.3% Game: 27-34 79.4% 4

BYU 89 • 4-1

| # | Player | Total | | | 3-Ptr | | | Rebounds | | | PF | TP | A | TO | Blk | Stl | Min |
|---------------|-----------------|--------------|--------------|--------------|----------|-----------|-----------|-----------|-----------|-----------|-----------|----------|----------|------------|-----|-----|-----|
| | | FG-FGA | FG-FGA | FT-FTA | FG-FGA | FG-FGA | FT-FTA | Off | Def | Tot | | | | | | | |
| 04 | EMERY, Nick | * 5-16 | 4-8 | 4-5 | 1 | 3 | 4 | 4 | 18 | 3 | 2 | 1 | 3 | | | 33 | |
| 05 | ROSE, L.J. | * 0-6 | 0-2 | 2-2 | 0 | 7 | 7 | 3 | 2 | 6 | 1 | 0 | 0 | | | 33 | |
| 12 | MIKA, Eric | * 3-7 | 0-1 | 7-8 | 1 | 2 | 3 | 4 | 13 | 1 | 2 | 1 | 0 | | | 19 | |
| 21 | DAVIS, Kyle | * 3-5 | 0-0 | 3-3 | 0 | 3 | 3 | 3 | 9 | 2 | 4 | 1 | 0 | | | 28 | |
| 30 | HAWS, TJ | * 6-10 | 3-5 | 0-0 | 0 | 2 | 2 | 3 | 15 | 0 | 1 | 0 | 0 | | | 26 | |
| 03 | BRYANT, Elijah | 1-4 | 0-3 | 5-6 | 0 | 1 | 1 | 3 | 7 | 1 | 3 | 0 | 1 | | | 15 | |
| 15 | DASTRUP, Payton | 2-4 | 0-0 | 0-0 | 2 | 1 | 3 | 1 | 4 | 0 | 0 | 0 | 0 | | | 8 | |
| 23 | CHILDS, Yoeli | 1-2 | 0-0 | 1-2 | 0 | 2 | 2 | 3 | 3 | 1 | 0 | 2 | 0 | | | 11 | |
| 24 | GUINN, Davin | 4-4 | 3-3 | 0-0 | 1 | 1 | 2 | 1 | 11 | 1 | 0 | 0 | 0 | | | 13 | |
| 31 | SHAW, Braiden | 0-0 | 0-0 | 2-2 | 1 | 1 | 2 | 0 | 2 | 0 | 0 | 0 | 1 | | | 4 | |
| 40 | AYTES, Jamal | 1-2 | 0-0 | 3-4 | 1 | 0 | 1 | 0 | 5 | 0 | 0 | 0 | 0 | | | 10 | |
| Team | | | | | 0 | 3 | 3 | | | | | | | | | | |
| Totals | | 26-60 | 10-22 | 27-32 | 7 | 26 | 33 | 25 | 89 | 15 | 13 | 5 | 5 | 200 | | | |

FG % 1st Half: 15-35 42.9% 2nd half: 11-25 44.0% Game: 26-60 43.3% Deadball
 3FG % 1st Half: 5-13 38.5% 2nd half: 5-9 55.6% Game: 10-22 45.5% Rebounds
 FT % 1st Half: 11-13 84.6% 2nd half: 16-19 84.2% Game: 27-32 84.4% 3

Officials: Gerry Pollard, Kipp Kissinger, Larry Spaulding
 Technical fouls: Valparaiso-None. BYU-HAWS, TJ.
 Attendance:
 Men Who Speak Up Main Event - Heavyweight Championship Game

| Score by periods | 1st | 2nd | Total |
|------------------|-----|-----|-------|
| Valparaiso | 44 | 48 | 92 |
| BYU | 46 | 43 | 89 |

| Points | In | Off | 2nd | Fast | Bench |
|--------|----|-----|-----|------|-------|
| VU | 34 | 22 | 13 | 6 | 6 |
| BYU | 26 | 11 | 12 | 4 | 32 |

Last FG - VU 2nd-00:13, BYU 2nd-00:41. Score tied - 7 times.
 Largest lead - VU by 8 2nd-05:29, BYU by 12 1st-11:52. Lead changed - 5 times.
 VU led for 13:40. BYU led for 23:50. Game was tied for 02:30.

THE STAT CREW SYSTEM
BYU Combined Team Statistics (as of Nov 24, 2016)
All games

| RECORD: | OVERALL | HOME | AWAY | NEUTRAL |
|----------------|----------------|-------------|-------------|----------------|
| ALL GAMES | 4-1 | 3-0 | 0-0 | 1-1 |
| CONFERENCE | 0-0 | 0-0 | 0-0 | 0-0 |
| NON-CONFERENCE | 4-1 | 3-0 | 0-0 | 1-1 |

| # | Player | gp-gs | min | avg | Total | | 3-Point | | F-Throw | | Rebounds | | | pf | dq | a | to | blk | stl | pts | avg | | |
|----------------|-----------------|-------|------|------|---------|------|---------|------|---------|-------|----------|-----|-----|------|-----|---|----|-----|-----|-----|-----|------|--|
| | | | | | fg-fga | fg% | 3fg-fga | 3fg% | ft-fa | ft% | off | def | tot | | | | | | | | | avg | |
| 12 | MIKA, Eric | 5-5 | 112 | 22.4 | 31-51 | .608 | 0-1 | .000 | 34-41 | .829 | 15 | 32 | 47 | 9.4 | 12 | 0 | 7 | 10 | 12 | 2 | 96 | 19.2 | |
| 04 | EMERY, Nick | 5-5 | 139 | 27.8 | 24-59 | .407 | 10-30 | .333 | 11-12 | .917 | 2 | 16 | 18 | 3.6 | 11 | 1 | 16 | 11 | 1 | 8 | 69 | 13.8 | |
| 30 | HAWS, TJ | 5-5 | 146 | 29.2 | 21-50 | .420 | 12-26 | .462 | 9-12 | .750 | 2 | 14 | 16 | 3.2 | 11 | 0 | 10 | 11 | 0 | 6 | 63 | 12.6 | |
| 21 | DAVIS, Kyle | 5-5 | 113 | 22.6 | 21-33 | .636 | 0-0 | .000 | 8-13 | .615 | 4 | 19 | 23 | 4.6 | 16 | 0 | 7 | 10 | 5 | 4 | 50 | 10.0 | |
| 03 | BRYANT, Elijah | 5-0 | 77 | 15.4 | 8-28 | .286 | 1-16 | .063 | 15-17 | .882 | 2 | 17 | 19 | 3.8 | 8 | 0 | 8 | 8 | 1 | 4 | 32 | 6.4 | |
| 24 | GUINN, Davin | 5-0 | 45 | 9.0 | 9-17 | .529 | 6-9 | .667 | 5-5 | 1.000 | 3 | 4 | 7 | 1.4 | 4 | 0 | 2 | 3 | 0 | 2 | 29 | 5.8 | |
| 40 | AYTES, Jamal | 5-0 | 45 | 9.0 | 10-12 | .833 | 0-0 | .000 | 8-10 | .800 | 5 | 7 | 12 | 2.4 | 7 | 0 | 1 | 2 | 1 | 0 | 28 | 5.6 | |
| 23 | CHILDS, Yoeli | 5-0 | 90 | 18.0 | 11-17 | .647 | 0-0 | .000 | 4-9 | .444 | 3 | 27 | 30 | 6.0 | 7 | 0 | 7 | 10 | 7 | 1 | 26 | 5.2 | |
| 05 | ROSE, L.J. | 5-5 | 151 | 30.2 | 6-25 | .240 | 2-9 | .222 | 11-14 | .786 | 3 | 28 | 31 | 6.2 | 7 | 0 | 31 | 7 | 1 | 2 | 25 | 5.0 | |
| 15 | DASTRUP, Payton | 4-0 | 19 | 4.8 | 6-12 | .500 | 1-2 | .500 | 0-0 | .000 | 2 | 7 | 9 | 2.3 | 4 | 0 | 0 | 1 | 0 | 0 | 13 | 3.3 | |
| 31 | SHAW, Braiden | 4-0 | 16 | 4.0 | 2-4 | .500 | 0-0 | .000 | 2-2 | 1.000 | 2 | 3 | 5 | 1.3 | 2 | 0 | 0 | 1 | 0 | 1 | 6 | 1.5 | |
| 13 | LEIFSON, Colby | 3-0 | 21 | 7.0 | 1-8 | .125 | 1-7 | .143 | 0-0 | .000 | 1 | 2 | 3 | 1.0 | 4 | 0 | 1 | 0 | 0 | 0 | 3 | 1.0 | |
| 10 | BEO, Steven | 2-0 | 12 | 6.0 | 0-1 | .000 | 0-1 | .000 | 0-1 | .000 | 0 | 1 | 1 | 0.5 | 2 | 0 | 1 | 0 | 0 | 0 | 0 | 0.0 | |
| 02 | FRAMPTON, Zach | 3-0 | 14 | 4.7 | 0-2 | .000 | 0-0 | .000 | 0-0 | .000 | 0 | 6 | 6 | 2.0 | 2 | 0 | 1 | 0 | 0 | 0 | 0 | 0.0 | |
| Team | | | | | | | | | | | 4 | 13 | 17 | | | | | | | | | | |
| Total..... | | 5 | 1000 | | 150-319 | .470 | 33-101 | .327 | 107-136 | .787 | 48 | 196 | 244 | 48.8 | 97 | 1 | 92 | 74 | 28 | 30 | 440 | 88.0 | |
| Opponents..... | | 5 | 1000 | | 126-362 | .348 | 36-137 | .263 | 63-103 | .612 | 64 | 137 | 201 | 40.2 | 111 | 4 | 54 | 60 | 10 | 37 | 351 | 70.2 | |

| TEAM STATISTICS | BYU | OPP | Date | Opponent | Score | Att. |
|------------------------|------------|------------|---------------------|------------------|--------------|-------------|
| SCORING | 440 | 351 | 11/14/16 | PRINCETON | w 82-73 | 15926 |
| Points per game | 88.0 | 70.2 | 11/17/16 | COPPIN STATE | w 96-59 | 12444 |
| Scoring margin | +17.8 | - | 11/19/16 | COASTAL CAROLINA | w 81-65 | 15003 |
| FIELD GOALS-ATT | 150-319 | 126-362 | 11/21/16 | vs Saint Louis | w 92-62 | 2107 |
| Field goal pct | .470 | .348 | 11/23/16 | vs Valparaiso | L 89-92 | 2200 |
| 3 POINT FG-ATT | 33-101 | 36-137 | * - Conference game | | | |
| 3-point FG pct | .327 | .263 | | | | |
| 3-pt FG made per game | 6.6 | 7.2 | | | | |
| FREE THROWS-ATT | 107-136 | 63-103 | | | | |
| Free throw pct | .787 | .612 | | | | |
| F-Throws made per game | 21.4 | 12.6 | | | | |
| REBOUNDS | 244 | 201 | | | | |
| Rebounds per game | 48.8 | 40.2 | | | | |
| Rebounding margin | +8.6 | - | | | | |
| ASSISTS | 92 | 54 | | | | |
| Assists per game | 18.4 | 10.8 | | | | |
| TURNOVERS | 74 | 60 | | | | |
| Turnovers per game | 14.8 | 12.0 | | | | |
| Turnover margin | -2.8 | - | | | | |
| Assist/turnover ratio | 1.2 | 0.9 | | | | |
| STEALS | 30 | 37 | | | | |
| Steals per game | 6.0 | 7.4 | | | | |
| BLOCKS | 28 | 10 | | | | |
| Blocks per game | 5.6 | 2.0 | | | | |
| ATTENDANCE | 43373 | 4307 | | | | |
| Home games-Avg/Game | 3-14458 | 0-0 | | | | |
| Neutral site-Avg/Game | - | 2-2154 | | | | |

| Score by Periods | 1st | 2nd | Totals |
|-------------------------|------------|------------|---------------|
| BYU | 218 | 222 | 440 |
| Opponents | 169 | 182 | 351 |

Official Basketball Box Score -- Game Totals -- Final Statistics
Utah Valley vs BYU
11/13/15 7:05 pm at Provo, Utah, Marriott Center

Utah Valley 54 • 0-1

| # | Player | * | Total | | | 3-Ptr | | | Rebounds | | | PF | TP | A | TO | Blk | Stl | Min |
|--------|--------------------|---|--------|--------|--------|--------|--------|--------|----------|-----|-----|----|----|---|----|-----|-----|-----|
| | | | FG-FGA | FG-FGA | FT-FTA | FG-FGA | FG-FGA | FT-FTA | Off | Def | Tot | | | | | | | |
| 00 | Davis, Marcel | * | 0-7 | 0-2 | 1-2 | 0 | 3 | 3 | 1 | 1 | 3 | 5 | 0 | 3 | | | 25 | |
| 02 | Jackson, Jaden | * | 1-8 | 0-2 | 0-0 | 0 | 2 | 2 | 2 | 2 | 0 | 1 | 0 | 1 | | | 29 | |
| 11 | Frey, Konner | * | 7-16 | 1-5 | 4-5 | 1 | 5 | 6 | 2 | 19 | 0 | 4 | 0 | 1 | | | 22 | |
| 13 | Young, Ivory | * | 4-15 | 3-8 | 2-2 | 0 | 3 | 3 | 0 | 13 | 0 | 2 | 0 | 0 | | | 29 | |
| 42 | Bastien, Andrew | * | 1-1 | 0-0 | 1-2 | 4 | 2 | 6 | 4 | 3 | 0 | 0 | 2 | 1 | | | 17 | |
| 03 | Davenport, Telly | | 1-4 | 0-3 | 1-2 | 0 | 5 | 5 | 4 | 3 | 3 | 2 | 1 | 0 | | | 18 | |
| 04 | Hamilton, Darrious | | 4-6 | 0-0 | 0-0 | 0 | 2 | 2 | 1 | 8 | 0 | 0 | 0 | 1 | | | 16 | |
| 14 | Cardwell, Cory | | 1-5 | 1-4 | 0-0 | 0 | 3 | 3 | 2 | 3 | 0 | 0 | 0 | 1 | | | 12 | |
| 24 | Carr, Alex | | 0-2 | 0-1 | 0-0 | 0 | 1 | 1 | 3 | 0 | 0 | 1 | 0 | 0 | | | 12 | |
| 25 | Ott, Tyler | | 0-4 | 0-3 | 1-2 | 0 | 1 | 1 | 0 | 1 | 0 | 0 | 0 | 0 | | | 4 | |
| 33 | Goodman, Dayon | | 0-3 | 0-1 | 1-2 | 1 | 1 | 2 | 2 | 1 | 0 | 0 | 1 | 0 | | | 16 | |
| Team | | | | | | 1 | 1 | 2 | | | | | | | | | | |
| Totals | | | 19-71 | 5-29 | 11-17 | 7 | 29 | 36 | 21 | 54 | 6 | 15 | 4 | 8 | | | 200 | |

FG % 1st Half: 10-35 28.6% 2nd half: 9-36 25.0% Game: 19-71 26.8%
 3FG % 1st Half: 4-14 28.6% 2nd half: 1-15 6.7% Game: 5-29 17.2%
 FT % 1st Half: 2-3 66.7% 2nd half: 9-14 64.3% Game: 11-17 64.7%

Deadball
Rebounds
3

BYU 85 • 1-0

| # | Player | * | Total | | | 3-Ptr | | | Rebounds | | | PF | TP | A | TO | Blk | Stl | Min |
|--------|--------------------|---|--------|--------|--------|--------|--------|--------|----------|-----|-----|----|----|---|----|-----|-----|-----|
| | | | FG-FGA | FG-FGA | FT-FTA | FG-FGA | FG-FGA | FT-FTA | Off | Def | Tot | | | | | | | |
| 01 | FISCHER, Chase | * | 7-13 | 3-7 | 3-3 | 0 | 1 | 1 | 0 | 20 | 1 | 1 | 0 | 1 | | | 27 | |
| 05 | COLLINSWORTH, Kyle | * | 6-17 | 0-4 | 5-5 | 6 | 3 | 9 | 1 | 17 | 7 | 3 | 1 | 1 | | | 28 | |
| 15 | TOOLSON, Jake | * | 1-2 | 1-2 | 0-0 | 1 | 2 | 3 | 0 | 3 | 1 | 0 | 0 | 0 | | | 16 | |
| 21 | DAVIS, Kyle | * | 6-12 | 1-2 | 4-9 | 2 | 18 | 20 | 2 | 17 | 3 | 6 | 2 | 1 | | | 27 | |
| 44 | KAUFUSI, Corbin | * | 2-4 | 0-0 | 2-2 | 5 | 3 | 8 | 5 | 6 | 0 | 4 | 0 | 0 | | | 17 | |
| 02 | SELJAAS, Zac | | 1-4 | 1-3 | 0-0 | 0 | 2 | 2 | 0 | 3 | 0 | 0 | 1 | 0 | | | 10 | |
| 04 | EMERY, Nick | | 4-11 | 1-2 | 1-2 | 0 | 4 | 4 | 0 | 10 | 3 | 2 | 0 | 0 | | | 22 | |
| 10 | AINGE, Cooper | | 0-1 | 0-1 | 0-0 | 0 | 0 | 0 | 1 | 0 | 0 | 0 | 0 | 0 | | | 4 | |
| 23 | CALVERT, Cory | | 1-3 | 0-1 | 0-0 | 0 | 3 | 3 | 0 | 2 | 0 | 0 | 0 | 0 | | | 5 | |
| 25 | CHATMAN, Jordan | | 1-2 | 0-1 | 1-2 | 1 | 1 | 2 | 1 | 3 | 1 | 1 | 0 | 0 | | | 7 | |
| 31 | SHAW, Braiden | | 0-0 | 0-0 | 2-4 | 0 | 2 | 2 | 0 | 2 | 0 | 0 | 0 | 0 | | | 5 | |
| 33 | AUSTIN, Nate | | 0-1 | 0-0 | 0-0 | 2 | 4 | 6 | 4 | 0 | 2 | 0 | 0 | 0 | | | 17 | |
| 34 | HARTSOCK, Jakob | | 1-4 | 0-2 | 0-0 | 1 | 3 | 4 | 4 | 2 | 0 | 1 | 0 | 0 | | | 15 | |
| Team | | | | | | 4 | 1 | 5 | | | | | | | | | | |
| Totals | | | 30-74 | 7-25 | 18-27 | 22 | 47 | 69 | 18 | 85 | 18 | 18 | 4 | 3 | | | 200 | |

FG % 1st Half: 17-41 41.5% 2nd half: 13-33 39.4% Game: 30-74 40.5%
 3FG % 1st Half: 4-12 33.3% 2nd half: 3-13 23.1% Game: 7-25 28.0%
 FT % 1st Half: 8-8 100.0 2nd half: 10-19 52.6% Game: 18-27 66.7%

Deadball
Rebounds
3

Officials: Dick Cartmell, Bob Staffen, Rick Batsell
 Technical fouls: Utah Valley-None. BYU-None.
 Attendance: 17683

| Score by periods | 1st | 2nd | Total |
|------------------|-----|-----|-------|
| Utah Valley | 26 | 28 | 54 |
| BYU | 46 | 39 | 85 |

| Points | In Paint | Off T/O | 2nd Chance | Fast Break | Bench |
|--------|----------|---------|------------|------------|-------|
| UVU | 18 | 14 | 7 | 0 | 16 |
| BYU | 32 | 18 | 21 | 7 | 22 |

Last FG - UVU 2nd-03:14, BYU 2nd-02:30.
 Largest lead - UVU None, BYU by 33 2nd-02:30.

Score tied - 0 times.
 Lead changed - 0 times.