



UTAH STATE FOOTBALL

12 Conference Championships • Back-to-Back Bowl Wins • 3 Consecutive Bowl Games • 8 NFL Draft Picks Since 2011

2014 SCHEDULE/RESULTS

(2-2, 0-0 Mountain West)

DATE	OPPONENT	TV	TIME/RESULT
A 31	at Tennessee	SECN	L 7-38
S 6	IDAHO STATE	MWN	W 40-20
S 13	WAKE FOREST	CBSSN	W 36-24
S 20	at Arkansas State	ESPN3	L 14-21 (OT)
S 27	BYE		
O 3	at #18 BYU	ESPN	8:15 pm
O 11	AIR FORCE*	ESPNU	8:15 pm
O 18	at Colorado State*	CBSSN	5 pm
O 25	UNLV*	ESPNN	TBA
N 1	at Hawai'i*	MWN	9 pm
N 7	at Wyoming*	ESPN2	6 pm
N 15	NEW MEXICO*	ESPNN	TBA
N 21	SAN JOSÉ STATE*	ESPN2	7:30 pm
N 29	at Boise State*	ESPNN	TBA
D 6	MW Championship	CBS	8 pm

* Mountain West Game

All times Mountain. Home games in **BOLD CAPS**.

GAME FIVE INFORMATION

- **Surface** Natural Grass
- **Series History** BYU leads, 46-34-3

TV: ESPN

- **Play-by-Play** Dave Flemming
- **Analyst** Mike Bellotti
- **Reporter** Allison Williams

RADIO: AGGIE SPORTS NETWORK

- **Play-by-Play** Al Lewis
- **Analyst** Craig Hislop
- **Online:** 610kvn.com
- **National:** Sirius/XM, Ch. 91

TWITTER: #USUAGGIES

- **Official Account** @USUFootball

ONLINE: UTAHSTATEAGGIES.COM

UtahStateAggies.com offers the most complete and comprehensive coverage of the Aggies on gameday.

MEDIA RELATIONS

- **Football Contact:** Doug Hoffman
- **Office:** (435) 797-3714
- **Cell:** (435) 881-8011
- **E-Mail:** Doug.Hoffman@usu.edu
- **Fax:** (435) 797-2615
- **Address:** 7400 Old Main Hill, Logan, UT 84322

UTAH STATE (2-2) vs. #18 BRIGHAM YOUNG (4-0)

FRIDAY, OCT. 3, 2014 • 8:15 P.M. • PROVO, UTAH • LAVELL EDWARDS STADIUM (63,470)



UTAH STATE AGGIES

2014 RECORD: 2-2, 0-0 MW

LAST GAME: Sept. 20, 2014

- L, 14-21 (OT) at Arkansas State

HEAD COACH: Matt Wells

- **School Record:** 11-7 (2nd yr)
- **Career Record:** 11-7 (2nd yr)
- vs. BYU: 0-1

STATISTICAL LEADERS

- **Rush:** JoJo Natson (17-158)
- **Pass:** Chuckie Keeton (51-92, 426, 2 TD, 4 INT)
- **Rec.:** Hunter Sharp (23-305, 2 TD)
- **Def.:** Nick Vigil (40 tkl., 5.5 tfl, 2.0 sacks)



BRIGHAM YOUNG COUGARS

2014 RECORD: 4-0

LAST GAME: Sept. 20, 2014

- W, 41-33 vs. Virginia

HEAD COACH: Bronco Mendenhall

- **School Record:** 86-34 (10th yr)
- **Career Record:** 86-34 (10th yr)
- vs. Utah State: 6-1

STATISTICAL LEADERS

- **Rush:** Taysom Hill (79-428, 7 TD)
- **Pass:** Taysom Hill (80-121, 876, 6 TD, 3 INT)
- **Rec.:** Jordan Leslie (19-227, 1 TD)
- **Def.:** Zac Stout (26 tkl., 3.5 tfl, 1.0 sack)

AGGIES PLAY AT BYU ON ESPN

Utah State will play its third road game this season, and second-straight away from home, at BYU on Friday, Oct. 3 at 8:15 p.m., in a game that will be nationally televised on ESPN. USU has won 11 of its last 19 road games, dating back to 2012, and is 4-5 in road games under current head coach **Matt Wells**.

Utah State is 3-51 all-time against Associated Press ranked teams, but has won two of its last three meetings against top 25 competition, including its 21-14 win against No. 24 Northern Illinois in the 2013 San Diego County Credit Union Poinsettia Bowl. In 2012, USU posted a 48-41 overtime win at No. 19 Louisiana Tech and in 1991 it defeated No. 25 Fresno State at home, 20-19. This will be the 12th meeting between USU and BYU when the Cougars have been nationally ranked.

Utah State and BYU spent 37 years as conference foes as the two teams were members of the Rocky Mountain Athletic Conference from 1922-37 and the Mountain States/Skyline Conference from 1938-61. As conference foes, USU was 21-13-3 (.608) against BYU.

WHAT TO WATCH FOR FRIDAY

Utah State has won 27 of its last 37 games and those 10 losses have been by a combined 86 points (8.6 ppg). Those 27 wins are the third-most in the West behind Oregon (32) and Stanford (29).

Utah State's defense has forced 11 turnovers in its last three games, intercepted 23 passes in its last 14 games, and recorded a total of 58 turnovers in its last 27 games.

Utah State has scored three defensive touchdowns this season and six defensive touchdowns in its last 12 games.

Utah State is 4-1 following a loss and 3-0 following a bye or multiple weeks off under current head coach **Matt Wells**. Overall, USU has won five of its last six games following a loss and has lost back-to-back games just once in its last 37 games dating back to 2011.

Junior WR **JoJo Natson** needs four receptions for 100 in his career as he would become just the 17th player in school history with 100 career receptions.

Utah State has led at the half in 25 of its last 32 games and is 21-4 in those outings.



Senior LB Zach Vigil (53) recorded a career-high tying 3.0 tackles for loss and a career-high tying 2.0 sacks as part of his career-best 14 tackles at Arkansas State in the Aggies' last game.



UTAH STATE QUICK FACTS

HEAD COACH MATT WELLS

Years Coached:	2nd season
Alma Mater:	Utah State, 1996
Career Record:	11-7 (.611)
Record at Utah State:	11-7 (.611)
Mountain West Record:	7-1 (.875)
Bowl Record:	1-0 (1.000)

ASSISTANT COACHES/STAFF

- Mark Weber (Assistant Head Coach/OL)
- Todd Orlando (Defensive Coordinator/S)
- Kevin McGiven (Offensive Coordinator/QBs)
- Dave Ungerer (Special Teams Coordinator/RBs)
- Luke Wells (Co-Offensive Coordinator/TEs/RC)
- Jovon Bouknight (Passing Game Coordinator/WRs)
- Joe Lorig (Linebackers)
- Ikaika Malloe (Defensive Line)
- Kendrick Shaver (Def. Passing Game Coord./CBs)
- Waqa Damuni (Asst. AD for Football Operations)
- Dave Kragthorpe (Special Asst. to Head Coach)
- David Fiefia (Offensive Graduate Assistant)
- Funaki Asisi (Offensive Graduate Assistant)
- Dillon Sanders (Defensive Graduate Assistant)
- Manoa Latu (Defensive Graduate Assistant)
- Nate Przechalski (Defensive/ST Admin. Assistant)
- Naufahu Tahi (Offensive Admin. Assistant)
- Dave Scholz (Strength & Conditioning)

2013 TEAM INFORMATION

Record:	9-5
MW Record (Finish):	7-1 (1st-Mountain)
MW Champ. Game:	L, 17-24 at No. 24 Fresno St.
Poinsettia Bowl:	W, 21-14 vs. No. 24 No. Illinois
Final Ranking (AP/Coaches):	RV/RV
Lettermen Returning:	38 (O-17, D-18, S-3)
Lettermen Lost:	28 (O-14, D-13, S-1)
Starters Returning:	14 (O-6, D-5, S-3)
Starters Lost:	18 (O-10 D-8, S-0)
Offensive Starters Returning:	6
QB Darell Garretson; RB Joe Hill; QB Chuckie Keeton; WR JoJo Natson; WR Brandon Swindall; OL Kevin Whimpey	
Defensive Starters Returning:	5
LB Kyler Fackrell; DE B.J. Larsen; S Brian Suite; LB Nick Vigil; LB Zach Vigil	
Specialist Returning:	3
P/H Jaron Bentrude; PK Nick Diaz; K Jake Thompson	

TEAM HISTORY

First Year of Football:	1892
Record (Years):	517-515-31 (116)
Mountain West Record (Years):	7-1 (1)
Conference Championships (Last):	12 (2012)
All-Time Bowl Record:	3-6

STADIUM INFORMATION

Name:	Merlin Olsen Field at Romney Stadium
Capacity:	25,513
Surface:	AstroTurf
Record:	124-98
Year Built:	1968

MEDIA RELATIONS CONTACTS

Associate Athletics Director for Media Relations and football contact Doug Hoffman (435-797-3714 office, 435-881-8011 cell, doug.hoffman@usu.edu) handles all media requests for the Utah State football program.

WEEKLY PRESS CONFERENCE

Utah State head coach **Matt Wells** will hold his weekly press conference every Monday during the regular season at 11:30 a.m. MT. Selected players will also be available. Live streaming of the press conference will be made available at UtahStateAggies.com. Broadcast-quality video is available per request.

PRACTICE SCHEDULE

Practices are closed to the media. Requested coaches and players will be available for post-practice interviews on Tuesdays and Wednesdays. There is no media availability following Monday, Thursday and Friday practices.

INTERVIEW REQUESTS

All player and assistant coaching staff interview requests should be directed to Doug Hoffman. Requests for post-practice interviews should be made at least 24 hours in advance. Personal phone numbers will not be made available to media. Players have been instructed not to conduct interviews when contacted without prior approval from the media relations staff.

POST-GAME INTERVIEW POLICY

The Utah State locker room is closed at all times. A media relations staffer will collect all player requests in the press box midway through the fourth quarter. Requested players will be available in the Spetman Auditorium on the 2nd floor of the Jim & Carol Laub Athletics-Academics Complex immediately following head coach **Matt Wells'** post-game press conference. Live streaming of each post-game press conference will be made available at UtahStateAggies.com. Post-game interviews on the road will be held in accordance with the host school's procedures.

CREDENTIALS AND PARKING

Working credentials for the 2014 Utah State football season must be sent to Doug Hoffman. Media parking is located in the Blue and Silver lots on the West side (pressbox side) of Romney Stadium.

PRESS BOX AND GAMEDAY SERVICES

Packets with pregame information will be distributed in advance of kickoff on the day of the game. Play-by-play, quarter, halftime and final statistics along with coach and player quotes are all regular services on game day. Stat monitors with live, updated statistics are provided for radio and television, while print media can access the same information with their computers utilizing GameTracker.

UTAHSTATEAGGIES.COM

For updated statistics, rosters, game notes and all Aggie news on the internet, go to the official Utah State Athletics website at UtahStateAggies.com. For those out of range of the Aggie Sports Network's radio broadcast, live audio of every game is available through UtahStateAggies.com's All-Access.

TWITTER

Follow all of the Aggie coaches and the program on twitter: **Matt Wells** @CoachWellsUSUFB; **Mark Weber** @CoachWeberUSUFB; **Todd Orlando** @CoachTOrlando; **Kevin McGiven** @coachmccgiven; **Dave Ungerer** @coachungerer; **Luke Wells** @coachlukewells; **Jovon Bouknight** @CoachBouknight; **Joe Lorig** @CoachJoeLorig; **Ikaika Malloe** @MalloeMalloe; **Kendrick Shaver** @CoachkSHAVER; and @USUFootball.

MONDAY	TUESDAY	WEDNESDAY	THURSDAY	FRIDAY	SATURDAY
11:30 a.m. - Weekly Press Conference	Closed Practice - Requested players and assistant coaches available for post-practice interviews.	Closed Practice - No Availability 7 p.m. - Matt Wells Radio Show	Closed Practice - No Availability	8:15 p.m. MT - Kickoff vs. BYU ESPN Post-game - Coach Wells and requested players available in the designated media area.	No Availability
Closed Practice - Requested players and assistant coaches available for post-practice interviews.					SUNDAY No Availability





UTAH STATE PLAYS AT BYU FRIDAY NIGHT ON ESPN

Utah State (2-2, 0-0 MW) plays at No. 18 BYU (4-0) in its third road game of the season on Friday, Oct. 3 at 8:15 p.m. The game will be nationally televised by ESPN with Dave Fleming (play-by-play), Mike Bellotti (analyst) and Allison Williams (reporter) on the call. Live audio of the game is also available on www.UtahStateAggies.com.

A LOOK AT UTAH STATE

Utah State is 2-2 on the season following its 21-14 overtime loss at Arkansas State in its last game. USU began the year with a 38-7 loss at Tennessee, followed by a 40-20 home win against Idaho State and a 36-24 home win against Wake Forest. Offensively, USU is led by senior QB **Chuckie Keeton** who is 51-of-92 passing for 426 yards (142.0 ypg) with two touchdowns and four interceptions. Junior WR **JoJo Natson** leads the team in rushing with 158 yards on 17 carries (9.3 ypc), and junior WR **Hunter Sharp** leads the team in receiving with 23 catches for 305 yards (13.3 ypr) with two touchdowns. Defensively, sophomore LB **Nick Vigil** leads the team with 40 tackles, including 5.5 tackles for loss and 2.0 sacks, while senior LB **Zach Vigil** has 37 tackles, including 6.0 tackles for loss and 2.0 sacks, and sophomore FS **Devin Centers** has 34 tackles, including 4.5 tackles for loss and 3.0 sacks. As a team, USU is averaging 24.2 points and 368.8 yards of total offense (214.8-passing, 154.0-rushing) and allowing 25.8 points and 334.8 yards of total offense (256.5-passing, 78.2-rushing) per game.

UTAH STATE LOSES OVERTIME GAME AT ARKANSAS STATE

Utah State fell to 6-5 all-time in overtime, including a 4-3 record in single overtime games, following its 21-14 loss at Arkansas State in its last outing. USU had 413 yards of total offense (268-passing, 145-rushing) against the Red Wolves for its second-most yards this season. USU, who led 7-0 at the end of the first quarter and half, and 14-7 following the third quarter, was 10-0 when scoring first, 8-0 when leading after one quarter, 9-1 when leading at the half, and 11-0 when leading after three quarters entering the game under **Matt Wells**.

AGGIE DEFENSE FINDING THE END ZONE OFTEN

- Utah State's defense scored a pair of touchdowns against Wake Forest as senior LB **Zach Vigil** returned an interception 35 yards for a score and sophomore FS **Devin Centers** returned a fumble 47 yards for a score. The last time USU scored two defensive touchdowns in the same game was in a 28-16 home win against Kansas State (10/17/92) as **David Balls** returned an interception 50 yards for a touchdown and **Jermaine Younger** returned an interception 59 yards for a score.
- Utah State also scored a defensive touchdown against Idaho State as freshman CB **Jalen Davis** returned an interception 44 yards for a score. The last time USU had defensive touchdowns in back-to-back games was in 2003 when **John Chick** had a 37-yard fumble return for a score against North Texas and **Terrance Washington** had a 26-yard interception return for a score against Arkansas State.
- With its three defensive touchdowns this season, the Aggie defense has now scored six defensive touchdowns in its last 12 games dating back to last year as it has four interception returns and two fumble returns for touchdowns.

UTAH STATE DEFENSE FORCES FOUR TURNOVERS AT ARKANSAS STATE

- Utah State's defense forced four turnovers in its last game at Arkansas State with one interception and three fumble recoveries. Overall, USU has now forced 11 turnovers in its last three games with three against Wake Forest and four against Idaho State. During its last three games, USU has recorded six interceptions and recovered five fumbles.
- Utah State has recorded 23 interceptions in its last 14 games, which has included multiple interceptions in seven of those 14 games. USU has also intercepted at least one pass in nine of its last 10 games dating back to last year, including six in its last three outings.
- Utah State has forced at least one turnover in 26 of its last 27 games dating back to the 2012 season and has forced a total of 58 turnovers in its last 27 games.
- Utah State's defense has held each of its last two opponents (Wake Forest and Arkansas State) and 20 of its last 30 opponents overall without a first-half touchdown, while seven of its last 31 opponents have been held scoreless in the first-half. In its last 32 games, USU has led at the half 25 times and is 21-4 in those contests.
- Utah State has also held its opponent out of the end zone in the first quarter in 27 of its last 33 games, and scoreless in the first quarter in 20 of its last 33 games. Overall, USU has led at the end of the first quarter in 25 of its last 32 games and is 21-4 in those contests.

DID YOU KNOW?

Utah State sophomore QB **Darell Garretson** completed an 81-yard touchdown pass to junior WR **Hunter Sharp** against Arkansas State, which is tied for the 13th-longest pass play in school history and longest since 2012 when senior QB **Chuckie Keeton** connected with **Kerwynn Williams** for an 86-yard touchdown pass at No. 19 Louisiana Tech.

MOUNTAIN WEST STANDINGS

MOUNTAIN	MW	Overall
Wyoming	1-0	3-2
Air Force	1-1	3-1
Boise State	1-1	3-2
Utah State	0-0	2-2
Colorado State	0-1	3-1
New Mexico	0-1	1-3

WEST	MW	Overall
Nevada	1-0	3-1
San Diego State	1-0	2-2
Fresno State	1-0	2-3
Hawai'i	0-0	1-3
San José State	0-1	1-3
UNLV	0-1	1-4

THIS WEEK'S GAMES (ALL TIMES MOUNTAIN)

Friday, Oct. 3

- San Diego St. at Fresno St. (CBS SN) 8 pm
- Utah St. at BYU (ESPN) 8:15 pm

Saturday, Oct. 4

- Tulsa at Colorado St. (MWN) 1 pm
- Navy at Air Force (CBS SN) 1:30 pm
- New Mexico at UTSA (ASN) 1:30 pm
- Hawai'i at Rice (ASN) 5 pm
- UNLV at San José St. (ESPNNews) 6 pm
- Boise St. at Nevada (CBS SN) 8:30 pm

AGGIE RADIO NETWORKS

Every Utah State football game can be heard live on the Aggie Radio Network. Al Lewis serves as the play-by-play announcer, while Craig Hislop will provide color analysis. Games can also be heard on the internet (www.UtahStateAggies.com) by clicking on the 'Listen Live' link.

- Logan KVNU (610 AM/102.1 FM)
- Logan/Tremonton KLZX (95.9 FM)
- Salt Lake City KZNS (1280 AM)
- Vernal KVEL (920 AM)
- Price KRPX (95.3 FM)
- Montpelier, ID KLZX (105.3 FM)





UTAH STATE AT BYU



UTAH STATE STATS (2-2/0-0 MW)

TEAM STATISTICS	USU	OPP
Points/Game	24.2	25.8
First Downs	18.5	20.8
Rushing/Game	154.0	78.2
Passing/Game	214.8	256.5
Total Offense/Game	368.8	334.8
Fumbles-Lost	6-3	6-5
Pen./Yds Game	38/91.8	35/78.5
Time of Possession	31:02	28:58
Third Down Conversions	18/63	21/66
Fourth Down Conversions	1/5	2/4

INDIVIDUAL LEADERS

Rushing	Att	Net	Avg	TD	YPG
Natson	17	158	9.3	0	39.5
Hall	33	141	4.3	1	35.2
Passing	C-A-I	Pct	Yds	TD	YPG
Keeton	51-92-4	55.4	426	2	142.0
Garretson	38-62-2	61.3	389	3	194.5
Receiving	Rec	Yds	Avg	TD	YPG
Sharp	23	305	13.3	2	76.2
Natson	20	172	8.6	1	43.0
Defense	U-A-T	TFL	Int	FF-FR	
N. Vigil	22-18-40	5.5	0	2-0	
Z. Vigil	22-15-37	6.0	1	0-0	
Centers	22-12-34	4.5	0	0-2	

BYU STATS (4-0)

TEAM STATISTICS	BYU	OPP
Points/Game	37.5	18.8
First Downs	25.8	22.8
Rushing/Game	230.2	88.5
Passing/Game	219.0	275.5
Total Offense/Game	449.2	364.0
Fumbles-Lost	7-4	6-5
Pen./Yds Game	44/105.5	30/80.8
Time of Possession	28:49	31:11
Third Down Conversions	27/59	27/70
Fourth Down Conversions	3/5	4/10

INDIVIDUAL LEADERS

Rushing	Att	Net	Avg	TD	YPG
Hill	79	428	5.4	7	107.0
Williams	60	296	4.9	3	98.7
Passing	C-A-I	Pct	Yds	TD	YPG
Hill	80-121-3	66.1	876	6	219.0
Receiving	Rec	Yds	Avg	TD	YPG
Leslie	19	227	11.9	1	56.8
Mathews	16	134	8.4	2	33.5
Defense	U-A-T	TFL	Int	FF-FR	
Stout	19-7-26	3.5	0	0-0	
Bills	19-7-26	0.5	1	0-0	
Fua	16-8-24	4.0	0	0-0	

A QUICK LOOK AT BYU

BYU is 4-0 on the season and ranked No. 18 in the latest Associated Press poll following its 41-33 home win against Virginia in its last game. BYU began the year with a 35-10 road win at Connecticut, followed by a 41-7 road win at Texas, and a 33-25 home win against Houston. The Cougars are led by junior QB Taysom Hill who is 80-of-121 passing for 876 yards (219.0 ypg) with six touchdowns and three interceptions. Hill also leads the team in rushing with 428 yards on 79 carries (5.4 ypc) with seven touchdowns, and senior WR Jordan Leslie has caught 19 passes for 227 yards (11.9 ypr) with one touchdown. Defensively, senior LB Sac Stout has a team-best 26 tackles, which includes 3.5 tackles for loss, while senior DB Craig Bills also has 26 tackles, which includes 0.5 tackles for loss. As a team, BYU is averaging 37.5 points and 449.2 yards of total offense per game (230.2-rushing, 219.0-passing) and allowing 18.8 points and 364.0 yards of total offense (275.5-passing, 88.5-rushing). BYU returns 14 starters (O-8, D-6) and 44 lettermen (O-25, D-19) from last year's team that went 8-5 and lost to Washington, 31-16, in the Fight Hunger Bowl. The Cougars are coached by Bronco Mendenhall who is 86-34 in his 10th season as a collegiate head coach at BYU.

UTAH STATE AND BYU TO PLAY UNDER FRIDAY NIGHT LIGHTS AGAIN

For the seventh-straight year and 17th time in the last 21 meetings dating back to 1987, Utah State and BYU will be playing one another on Friday night under the lights.

AGGIES AND COUGARS SERIES HISTORY

Utah State trails in the all-time series against BYU, 34-46-3, which includes a 16-27-1 road record. The first game played in the series was on Oct. 7, 1922 in Provo with USU winning, 42-3. BYU won the last game played in the series, 31-14, in Logan on Oct. 4, 2013. BYU also won the last meeting between the two teams in Provo, 6-3, on Oct. 5, 2012. The last time USU defeated BYU was on Oct. 1, 2010 in Logan, 31-16, and its last win in Provo was on Oct. 7, 1978 by a final score of 24-7.

MORE ON THE AGGIES AND COUGARS SERIES HISTORY

Utah State's 34 wins against BYU are the second-most in school history behind USU's 36 wins against Wyoming. The USU-BYU series is the second-most played in school history as this weekend's 84th meeting trails only USU's 111 games played against Utah. USU and BYU began their series in 1922 and have played every year except 1943, 1944, 1945, 1995, 1998, 2003, 2004, 2005 and 2007.

TOP AGGIE PERFORMERS AGAINST BYU

Rushing Yards: Roy Shivers (1965), 180 yards on 21 carries
Passing Yards: Anthony Calvillo (1993), 472 yards on 31-of-57 passing
Receiving Yards: Aaron Jones (1999), 195 yards on 10 receptions

BATTLE FOR THE OLD WAGON WHEEL

Utah State and BYU will be playing for possession of 'The Old Wagon Wheel', the traveling trophy between the two schools, this Friday night. The Old Wagon Wheel became part of the rivalry in 1948. Since its inception, BYU holds a 38-22 advantage in the series and currently holds possession of the traveling trophy after its 31-14 win in Logan last year. USU last claimed the trophy in 2010 after defeating the Cougars in Logan, 31-16.

UTAH STATE AND BYU SERIES MOVING FORWARD

Utah State and BYU will play the second game of a four-game contract in Provo this weekend. In 2015, the two teams will play in Logan on Saturday, Nov. 28. And in 2016, the two teams will play in Provo on Saturday, Nov. 26.

UTAH STATE VERSUS FBS INDEPENDENTS

Utah State is 35-46-3 all-time against current Football Bowl Subdivision (FBS) Independents with a 34-46-3 record against BYU and a 1-0 record against Army.

MATT WELLS VERSUS BYU

Utah State head coach **Matt Wells** is 0-1 all-time against BYU as a head coach, and has faced the Cougars six times as an assistant including twice while at Utah State, as well as three times as an assistant at New Mexico and once as an assistant at Tulsa.

BYU ONE OF FIVE BOWL TEAMS ON AGGIES' 2014 SCHEDULE

Utah State's 2014 schedule features five teams who played in bowl games a year ago as Arkansas State played in the GoDaddy Bowl (W, 23-20 vs. Ball State); BYU played in the Fight Hunger Bowl (L, 31-16 vs. Washington); Colorado State played in the Gildan New Mexico Bowl (W, 48-45 vs. Washington State); UNLV played in the Heart of Dallas Bowl (L, 36-14 vs. North Texas); and Boise State played in the Sheraton Hawaii Bowl (L, 38-23 vs. Oregon State).

HAPPY BIRTHDAY

Junior OG **Taani Fisilau** (Glendale, Utah/Cottonwood HS) will celebrate his 23rd birthday on Friday, Oct. 3 when Utah State plays BYU.





UTAH STATE AND BYU CONNECTIONS

Utah State assistant head coach and offensive line coach Mark Weber spent six seasons (2007-12) as BYU's offensive line coach, helping the Cougars to six bowl games and a conference championship in 2007. USU offensive coordinator and quarterbacks coach Kevin McGiven spent three years at BYU (2002-04) as an offensive graduate assistant. USU offensive administrative assistant Naufahu Tahi played running back at BYU from 1999, 2003-05. BYU's stadium namesake LaVell Edwards, is a 1952 Utah State alum, and was a three-year letterman for the Aggies from 1949-51, collecting unanimous all-Skyline Six Conference honors in 1950 at linebacker. Edwards was inducted into USU Athletics' Hall of Fame in 2011. Utah State University President Stan Albrecht worked at BYU for 18 years (1974-92), including three years as Academic Vice President and Associate Provost. BYU inside linebacker coach Paul Tidwell's hometown is Logan and he played fullback at USU from 1974-76. BYU outside linebackers coach Kelly Poppinga was a USU linebacker from 2003-04. And BYU Director of Operations Zach Nyborg spent three years at USU serving as the assistant to the head coach, recruiting coordinator, and as an offensive graduate assistant.

STATS FOR CURRENT AGGIES VERSUS BYU

The following is a look at what current Utah State players have done against BYU. Senior QB Chuckie Keeton is 39-of-73 (.534) passing for 350 yards with three touchdowns and one interception, and has rushed for 60 yards on 19 carries (3.2 ypc) in three games. Senior QB Craig Harrison is 18-of-41 (.439) passing for 185 yards with one touchdown and no interceptions, and has rushed for 38 yards on six carries (6.3 ypc) in one game. Sophomore RB Kennedy Williams has rushed for 37 yards on six carries (6.2 ypg) in one game. Junior WR Brandon Swindall has three catches for 21 yards (7.0 ypr) in one game. Senior WR Ronald Butler had two catches for 18 yards (9.0 ypr) in one game. Junior WR JoJo Natson has returned four punts for three yards (0.75 ypr) in one game. Senior LB Zach Vigil has 22 tackles in three games. Junior LB Kyler Fackrell had 23 tackles, 2.0 tackles for loss, one interception and two QB hurries in two games. Senior safety Brian Suite has 14 tackles and a pass breakup in two games. Sophomore LB Nick Vigil has eight tackles and 0.5 sack with one QB hurry in one game. Senior SS Frankie Sutura has five tackles in one game. Junior DE Jordan Nielsen has five tackles, including 0.5 tackles for loss, in two games. Sophomore DE Ricky Ali'ifua has five tackles in one game. Senior NG Elvis Kamana-Matagi has three tackles and one QB hurry in three games. Senior DE B.J. Larsen has two tackles, including 1.0 tackle for loss, in two games. Senior CB Rashard Stewart has 1.0 sack in two games. Sophomore FS Devin Centers has one blocked kick in one game. Senior P Jaron Bentrude has punted 10 times for an average of 43.1 yards with a long of 64 yards in one game. Senior PK Nick Diaz is 0-for-1 on field goals and 2-for-2 on extra points in one game. And sophomore K Jake Thompson has kicked off three times for an average of 65.0 yards with two touchbacks in one game.

UTAH STATE ON NATIONAL TELEVISION

Utah State has 10 nationally televised games during the 2014 season including its ESPN game at BYU this weekend. During the 2013 season, USU had 11 of its 14 games televised nationally.

FROM THE STATE OF UTAH

Did you know Utah State has 45 players in its program from the state of Utah, while BYU has 41 players on its roster from the state of Utah.

UTAH STATE IN OCTOBER

Utah State has won five of its last 10 games played during the month of October and is 2-5 all-time in known games played on Oct. 3.

DID YOU KNOW?

BYU is the only in-state opponent on Utah State's 2014 schedule. The last time USU only played one in-state opponent in a season was back in 2010 when it defeated BYU at home, 31-16. Overall, USU has had only one in-state school on its schedule just nine times dating back to 1922 when BYU began its football program.



UTAH STATE AT BYU



SERIES HISTORY

Overall USU trails, 34-46-3
In Logan USU leads, 18-16-2
In Provo USU trails, 16-27-1
Neutral Site USU trails, 0-3-0
Longest USU Win Streak 5, 1952-56
Longest BYU Win Streak 10, 1983-92; 1994-2009
Largest USU Margin of Victory (40) 40-0 -- 1923
Largest BYU Margin of Victory (54) 54-0 -- 1954

GAME-BY-GAME RESULTS

Table with columns for date, Utah State score, Utah State result, BYU score, and BYU result. Includes asterisk for overtime games.

* = overtime





LAST MEETING VS. BYU



October 4, 2013

MERLIN OLSEN FIELD AT ROMNEY STADIUM

SCORING SUMMARY

	1	2	3	4	FINAL
BYU	10	7	14	0	31
Utah State	7	0	0	7	14

First Quarter

BYU - Van Noy 17 interception return (Sorensen kick, 14:50)
 USU - Van Leeuwen 7 yd pass from Keeton (Diaz kick, 10:48)
 BYU - Sorensen 27 yd field goal (7:04)

Second Quarter

BYU - Mathews 30 yd pass from Hill (Sorensen kick, 10:30)

Third Quarter

BYU - Mathews 6 yd pass from Hill (Sorensen kick, 12:06)
 BYU - Mathews 43 yd pass from Hill (Sorensen kick, 5:52)

Fourth Quarter

USU - Butler 8 yd pass from Harrison (Diaz kick, 1:34)

Attendance: 25,513

TEAM STATISTICS

	BYU	USU
First Downs	18	20
Rushing	160	186
Passing	278	211
Fumbles: Number-Lost	2-1	2-2
Penalties: Number-Yards	3-36	3-28
Punts-Yards/Avg.	9-384/42.7	10-431/43.1
Punt returns: No-Yds-TD/Avg.	1-(-1)-0/-1.0	4-3-0/0.8
Kickoff Returns: No-Yds-TD/Avg.	1-21-0/21.0	3-57-0/19.0
Interceptions: No-Yds-TD	1-17-1	1-0-0
Fumble Returns: No-Yds-TD	1-12-0	0-0-0
Possession Time	29:28	30:32
Third-Down Conversions	5-of-18	10-of-23

INDIVIDUAL RUSHING

BYU: Williams 14-79; Brown, 16-45
 USU: Demartino 16-80; Harrison 6-38; Williams 6-38;
 Keeton 3-17; Marshall 2-9; Lee 2-9

INDIVIDUAL PASSING (A-C-I, Yds, TD)

BYU: Hill 17-31-1, 278, 3; Olsen 0-1-0, 0, 0
 USU: Harrison, 18-41-0, 185, 1; Keeton, 4-10-1, 26, 1

INDIVIDUAL RECEIVING

BYU: Mathews 5-112 3TD; Ridley 4-38; Hoffman 3-41
 USU: Reynolds 4-47; Tialavea 4-21; Andersen 3-47;
 Swindall 3-21; Van Leeuwen 3-21 TD; Butler 2-18 TD;
 DeMartino 2-6; Marshall 1-30

USU Punt Returns: Natson 4-3

USU KO Returns: Glover-Wright 3-57

USU Interception Returns: Byrd 1-0

USU Tackle Leaders: Doughty 14; Fackrell 13; Z. Vigil 11

UTAH STATE STARTERS

OFFENSE	DEFENSE
LT Kev. Whimpey	DE Nielsen
LG Tauauve'a	NG Pataial'i
C T. Larsen	DE B. Larsen
RG Markosian	LB Fackrell
RT Schultz	LB Doughty
WR Reynolds	LB Z. Vigil
WR Swindall	LB N. Vigil
TE Tialavea	CB Lawson
RB Andersen	CB Glover-Wright
RB DeMartino	SS Suite
QB Keeton	FS Alexander



Junior QB Craig Harrison (12) was 18-of-41 passing for 185 yards with one touchdown in Utah State's 31-14 loss to BYU. Harrison also carried the ball six times for 38 yards against the Cougars.

LOGAN, Utah - Utah State lost to Brigham Young, 31-14, on Friday, Oct. 4, 2013 at a chilly, sold-out Merlin Olsen Field at Romney Stadium.

The Aggies (3-3) totaled 397 yards of total offense with 186 rushing and 211 passing, while the Cougars (3-2) collected 438 yards of total offense with 278 through the air and 160 on the ground.

Junior QB **Craig Harrison** was 18-of-41 passing for 185 yards with one touchdown, coming on in place of fellow junior QB **Chuckie Keeton** in the first quarter after Keeton went down with a knee injury and never returned. Keeton was 4-of-10 passing for 26 yards and a touchdown, adding three rushes for 17 yards before the injury.

Senior RB **Joey DeMartino** rushed for 80 yards on 16 carries, while Harrison rushed for 38 yards on six carries and freshman RB **Kennedy Williams** rushed for 37 yards on six rushes.

The senior duo of WR **Travis Reynolds** and TE **D.J. Tialavea** each had four receptions, with Reynolds totaling 47 yards and Tialavea tallying 21 yards. Junior TE **Keegan Andersen** matched Reynolds with 47 yards on three catches.

Senior LB **Jake Doughty** registered a team-high 14 tackles, while sophomore LB **Kyler Fackrell** tallied 13 stops. Doughty logged 2.5 tackles for loss, while Fackrell recorded a pair of tackles for loss. Junior LB **Zach Vigil** notched 11 tackles and senior SS **Maurice Alexander** forced a first-quarter fumble to set up USU's first touchdown of the night.

The Cougars were led by Taysom Hill's 17-of-31 passing for 278 yards with three touchdowns, all to Mitch Mathews, who finished with five catches for 112 yards. Jamaal Williams totaled 79 yards rushing on 14 carries. Uani 'Unga led BYU's defense with a game-high 16 stops, while Robertson Daniel added 10 tackles.

BYU started its scoring on the first play from scrimmage, as Kyle Van Noy jumped in the middle of a Keeton pass and snared it and returned it 17 yards to the end zone for an early 7-0 Cougar lead.

The Aggie defense generated a score two series later, with Alexander forcing a Hill fumble after a scamper and junior FS **Brian Suite** recovered at the BYU 10. Three plays later Keeton threw a 7-yard pass to senior WR **Travis Van Leeuwen**, and sophomore PK **Nick Diaz** hit the extra point to tie the score at 7-7 with 10:48 on the first quarter clock.

On the Cougars' next possession, Hill led the charge with a 14-play, 67-yard drive ending with a Justin Sorensen 27-yard field goal with 7:04 to go in the first frame.

BYU added to its lead with a 30-yard touchdown toss from Hill to Mathews, the first of their three touchdown connections on the night, for a 17-7 Cougar lead at the 10:30 mark of the second quarter, which remained the score into halftime.

Hill and Mathews connected with two more touchdowns in the third quarter, first on a 6-yarder with 12:06 to go and again on a 43-yard strike with 5:52 on the third quarter clock for a 31-7 Cougar lead and capping BYU's scoring.

The Aggies added an 8-yard touchdown from Harrison to junior WR **Ronald Butler** with 1:34 left in the game to conclude the scoring at 31-14.



Senior LB Jake Doughty (51) had 14 tackles and a career-high 2.5 tackles for loss against BYU.





LAST MEETING VS. BYU IN PROVO



October 5, 2012

LAVELL EDWARDS STADIUM

SCORING SUMMARY

	1	2	3	4	FINAL
Utah State	3	0	0	0	3
BYU	0	6	0	0	6

First Quarter

USU - J. Thompson 26 yd field goal (00:34)

Second Quarter

BYU - Falslev 3 yd pass from Hill (Stephenson kick failed, 00:03)

Third Quarter

None

Fourth Quarter

None

Attendance: 63,086

TEAM STATISTICS

	USU	BYU
First Downs	16	20
Rushing	41	145
Passing	202	235
Fumbles: Number-Lost	1-1	0-0
Penalties: Number-Yards	7-44	6-50
Punts-Yards/Avg.	7-297/42.4	6-254/42.3
Punt returns: No-Yds-TD/Avg.	1-6-0/6.0	2-(-2)-0/(-1.0)
Kickoff Returns: No-Yds-TD/Avg.	2-27-0/13.5	2-37-0/18.5
Interceptions: No-Yds-TD	1-8-0	1-0-0
Fumble Returns: No-Yds-TD	0-0-0	0-0-0
Possession Time	25:11	34:49
Third-Down Conversions	4-of-14	9-of-20

INDIVIDUAL RUSHING

BYU: Hill 19-80; J. Williams 17-71

USU: Keeton 10-23; K. Williams 14-18

INDIVIDUAL PASSING (A-C-I, Yds, TD)

BYU: Hill 24-36-1, 235, 1

USU: Keeton 22-38-0, 202, 0; Webb 0-1-1, 0, 0

INDIVIDUAL RECEIVING

BYU: Hoffman 8-114; Friel 5-53; Falslev 4-17 TD

USU: Austin 7-72; K. Williams 5-39; Webb 2-25; Bartlett 2-23; Reynolds 2-22; Marshall 2-11; Glover-Wright 2-10

USU Punt Returns: Webb, 1-6

USU KO Returns: Jacobs, 1-11; Marshall 1-16

USU Interception Returns: Fackrell 1-8

USU Tackle Leaders: Brady 14; Z. Vigil 10; Fackrell 10; Suite 9; Lawson 6

UTAH STATE STARTERS

OFFENSE

LT	Kev. Whimpey
LG	Markosian
C	T. Larsen
RG	Schultz
RT	Ky. Whimpey
TE	Tialavea
TE	Bartlett
WR	Jacobs
RB	Marshall
RB	Williams
QB	Keeton

DEFENSE

DE	C. Williams
NG	Kamana-Matagi
DE	Lapuho
LB	Fillmoeatu
LB	Doughty
LB	Fackrell
LB	Z. Vigil
CB	Jacobs
FS	Brady
SS	Suite
CB	Davis



Sophomore QB Chuckie Keeton (16) was 22-of-38 passing for 202 yards in Utah State's 6-3 loss at BYU. Keeton also carried the ball 10 times for 23 yards.

PROVO, Utah - Utah State lost to Brigham Young, 6-3, on Oct. 5, 2012 in a nationally televised game on ESPN. The nine combined points between the Aggies (4-2) and Cougars (4-2) was the fewest in the series since a 0-0 tie in 1946.

Utah State was held to 243 yards of total offense as sophomore QB **Chuckie Keeton** was 22-of-38 for 202 yards. USU had a season-low 41 rushing yards. Keeton had 23 yards on 10 carries, while senior RB **Kerwynn Williams** had 18 yards on 14 carries. Senior WR **Matt Austin** led the team with seven catches for 72 yards, while Williams added five catches for 39 yards.

Senior FS **McKade Brady** led the Aggie defense with 14 tackles, while the linebacker duo of sophomore **Zach Vigil** and redshirt freshman **Kyler Fackrell** followed with 10 each. Fackrell also snared his first career interception.

BYU was led by freshman QB Taysom Hill who had 235 passing yards, completing 24-of-36 passes. Hill also had 19 rushes for a total of 80 yards. Junior WR Cody Hoffman led the BYU receiving corps with eight catches for a total of 114 yards.

The Cougar defense was led by Brandon Ogletree with seven stops, while Preston Hadley and Spencer Hadley had six tackles each.

The Aggies opened the scoring with a 26-yard field goal from junior PK **Josh Thompson** with 34 seconds left in the first quarter, capping a 13-play, 49-yard drive.


The score would remain 3-0 until three seconds were left in the half when BYU scored on a 3-yard pass from Hill to JD Falslev, but Riley Stephenson's PAT attempt was wide left, leaving the score 6-3 in BYU's favor heading into halftime.

On USU's first possession of the second half, the Aggies fumbled and BYU recovered at the USU 9, but the Aggie defense forced a Cougars' field goal attempt. BYU tried a fake field goal but the USU defense sniffed it out, as the Aggies chased BYU holder Falslev and he fell down for a 16-yard loss back to the 23-yard line.

The teams traded punts back-and-forth until early in the fourth quarter when Fackrell snared his first career interception, batting the ball out of the air and then snaring it, to give the Aggies the ball at their own 48. USU's offense took over with 10:21 to go and drove down to the BYU 20, but Thompson's 38-yard field goal attempt floated wide left, leaving the score still at 6-3.

USU's defense forced BYU to punt and got the ball back with 5:06 to go, but were 94 yards from the end zone. The Aggies got out to the 30, but the drive stalled and they had to punt it back to the Cougars with just over two minutes to play and USU with two timeouts.

Facing a 3rd-and-6 from the BYU 28, the Cougars picked up the first down with 1:44 left, and ran out the clock for the win.



Redshirt freshman LB Kyler Fackrell (52) had 10 tackles and intercepted his first career pass against the Cougars.





2014 SEASON SUPERLATIVE

TOP INDIVIDUAL PERFORMANCES

RUSHING

1. Chuckie Keeton 74 vs. Idaho State
2. Joe Hill 69 vs. Idaho State
3. Rashad Hall 69 vs. Idaho State

PASSING

1. Darell Garretson 268 at Arkansas St.
2. Chuckie Keeton 166 vs. Wake Forest
3. Chuckie Keeton 144 at Tennessee

RECEIVING

1. Hunter Sharp 138 vs. Wake Forest
2. Hunter Sharp 130 at Arkansas St.
3. Ronald Butler 80 at Arkansas St.

TACKLES

1. Nick Vigil 15 at Tennessee
2. Zach Vigil 14 at Arkansas St.
3. Devin Center 11 at Arkansas St.

TOP TEAM PERFORMANCES - OFFENSE

RUSHING

1. 311 vs. Idaho State
2. 145 at Arkansas State
3. 100 at Tennessee

PASSING

1. 331 vs. Wake Forest
2. 268 at Arkansas State
3. 144 at Tennessee

TOTAL OFFENSE

1. 427 vs. Idaho State
2. 413 at Arkansas State
3. 391 vs. Wake Forest

TOP TEAM PERFORMANCES - DEFENSE

RUSHING

1. -25 vs. Wake Forest
2. 101 vs. Idaho State
3. 110 at Tennessee

PASSING

1. 190 at Arkansas State
2. 257 vs. Wake Forest
3. 273 at Tennessee

TOTAL OFFENSE

1. 232 vs. Wake Forest
2. 316 at Arkansas State
3. 383 at Tennessee

ZACH VIGIL RECOGNIZED BY COLLEGE FOOTBALL PERFORMANCE AWARDS

Senior LB **Zach Vigil** was named an honorable mention national Linebacker of the Week by College Football Performance Awards (CFPA) last week as he recorded a career-high tying 3.0 tackles for loss, which included a career-high tying 2.0 sacks, as part of his career-high 14 tackles to go along with one pass breakup against Arkansas State. Overall, it was Vigil's second double-digit tackle outing of the season and the 13th of his career and now has 9.5 career sacks and 29.0 career tackles for loss.

LT FILIAGA RECOGNIZED BY COLLEGE FOOTBALL PERFORMANCE AWARDS

Junior LB **LT Filiaga** was named an honorable mention national Linebacker of the Week by College Football Performance Awards for his performance at Arkansas State two weeks ago as he tied his career high with 10 tackles, which includes 1.0 tackle for loss and one pass breakup and a career-high two fumble recoveries. Overall, it is Filiaga's second career double-digit tackle outing as he also had 10 stops earlier this year against Idaho State.

DEVIN CENTERS RECORDS CAREER-HIGH 11 TACKLES AT ARKANSAS STATE

Sophomore FS **Devin Centers** recorded his second double-digit tackle outing of his career in his last game against Arkansas State as he had a career-high 11 tackles, which included a career-high 2.5 tackles for loss and a career-high tying 1.0 sack. Center also recovered his second fumble in as many weeks against the Red Wolves. In his previous game against Wake Forest, Centers scored his first career touchdown on a 47-yard fumble return, which was his first career fumble recovery. Centers began the 2014 season with career-high tackles in back-to-back games as he had nine stops in his first career start at Tennessee and then recorded a career-high 10 stops against Idaho State.

HUNTER SHARP HAS BACK-TO-BACK 100-YARD RECEIVING GAMES

Junior WR **Hunter Sharp** has had back-to-back 100-yard receiving games in his last two outings against Wake Forest and Arkansas State. Against the Demon Deacons, Sharp caught a career-high 12 passes for a career-best 138 yards. Those 12 receptions for Sharp are the most by an Aggie since **Kevin Curtis** had 13 receptions against Middle Tennessee in 2002. Furthermore, the 138 receiving yards are the most for USU since current senior WR **Ronald Butler** had 145 receiving yards at No. 24 Fresno State in the 2013 Mountain West Championship game. At Arkansas State, Sharp had nine catches for 130 yards, including an 81-yard touchdown reception to rank tied for the 13th-longest pass play in school history. Prior to the Wake Forest game, Sharp had just two career receptions in two games. Overall, Sharp is the first Aggie to have back-to-back 100-yard receiving games since **Travis Reynolds** accomplished the feat during the 2013 season against Hawai'i and UNLV.

GARRETSON PLAYS WELL IN FIRST START OF THE SEASON AT ARKANSAS STATE

Sophomore QB **Darell Garretson** played well in his first start of the season at Arkansas State as he was 27-of-46 passing for 268 yards with two touchdowns and one interception. The 27 completions by Garretson were the second-most of his career, and just one behind his career-high of 28 completions against Hawai'i last year. Garretson also attempted a career-high 47 passes, while his 268 passing yards are the third-most of his career. Overall, Garretson now has three touchdown passes this year and 13 in his career. For his career, Garretson is 6-2 as a starter and won his first five starts to set the school record. He also set the freshman school record with 1,446 passing yards a year ago.

FRANKIE SUTERA RECORDS THIRD CAREER INTERCEPTION AT ARKANSAS STATE

Senior SS **Frankie Sutera** recorded his second interception in as many weeks and third of his career in his last game at Arkansas State. Sutera's first interception of the season was against Wake Forest, as he added a career-high nine tackles against the Demon Deacons.

TORREY GREEN CONTINUES TO PLAY WELL

Junior LB **Torrey Green** continues to play well for Utah State as he had his second sack in as many weeks at Arkansas State, while adding a career-high two QB hurries. In his previous game against Wake Forest, Green recorded a career-high 2.5 tackles for loss as part of his career-high six tackles, which included his first career sack. And against Idaho State, Green tied his career-high with four tackles, while forcing and recovering his first career fumble.

NICK VIGIL PERFORMS WELL AT ARKANSAS STATE

Sophomore LB **Nick Vigil** continued his solid play during his last game at Arkansas State as he recorded eight tackles, recorded his 14th career tackle for loss, and forced his second career fumble. Against Wake Forest, Vigil had nine tackles, which included 2.5 tackles for loss and 1.0 sack. Vigil also had a career-high 3.0 QB hurries against Wake Forest and forced his first career fumble that was returned 47 yards for a touchdown by sophomore S **Devin Centers**.

DID YOU KNOW?

Utah State has won 15 straight games when it has a 100-yard rusher, with its last loss coming against Ohio (24-23) in the 2011 Famous Idaho Potato Bowl. USU has also won 14 of its last 15 contests when rushing at least 40 times in a game.





BUTLER RECORDS SEASON-HIGHS AT ARKANSAS STATE

Senior WR **Ronald Butler** had his best game of the season in his last outing at Arkansas State as he tied his career-high with five receptions for a season-best 80 yards. Butler also caught his first touchdown of the season and fourth of his career from 41 yards. In his previous game against Wake Forest, Butler threw his first career touchdown pass to junior WR **JoJo Natson** from 44 yards. Butler is the first non-quarterback to throw a touchdown pass for Utah State since 2011 when **Stanley Morrison** threw a 34-yard touchdown pass to **Robert Turbin**.

JARON BENTRUDE CONTINUES TO PUNT WELL

Senior P **Jaron Bentrude** has had 13 of his 29 punts this season downed inside the 20-yard line, including three in each of his last two games against Arkansas State and Wake Forest and six in his game before that against Idaho State, giving him 44 punts downed inside the 20-yard line during his career. Bentrude has also had three punts downed inside the 10-yard line this season for 14 career punts downed inside the 10-yard line in his career. Bentrude has also had three 50-yard punts on the season and just one of his punts has been a touchback, while 14 have been fair caught. As a junior, Bentrude had 31 punts downed inside the 20-yard line to rank 11th in the nation, while 11 of his punts were downed inside the 10-yard line to rank 16th nationally.

THREE AGGIES THROW TOUCHDOWN PASSES AGAINST WAKE FOREST

Utah State had three different players throw touchdown passes last weekend against Wake Forest in senior QB **Chuckie Keeton**, sophomore QB **Darell Garretson** and senior WR **Ronald Butler**. Through three weeks of the 2014 season, USU is the only Football Bowl Subdivision (FBS) team who has had three different players throw a touchdown pass in the same game. And according to available records, it is also the first time in school history that USU has had three players throw a touchdown pass in the same game.

AGGIES UTILIZE TIGHT ENDS AGAINST WAKE FOREST

Utah State's two tight ends both had career games against Wake Forest as sophomore **Wyatt Houston** had a career-high four receptions for 32 yards, including a 5-yard touchdown, which is the third of his career. Senior **Jefferson Court** also had a career-game with a career-high two receptions for seven yards, including his first career touchdown from six yards. During the 2013 season, USU set a school record as Aggie tight ends caught nine touchdowns.

JALEN DAVIS STARTS GAME ONE AS A TRUE FRESHMAN

True freshman CB **Jalen Davis** started his first collegiate game at Tennessee, marking the first time Utah State has started a true freshman in a season opener since **Chuckie Keeton** did so at Auburn in 2011. According to available records, Davis is the first true freshman in school history to start the season opener at cornerback.

FIRST TIME STARTERS

Utah State has had 13 players make their first career start this season as sophomore S **Devin Centers**, senior TE **Jefferson Court**, freshman CB **Jalen Davis**, junior OG **Taani Fisilau**, junior CB **Bryant Hayes**, sophomore OT **Jake Simonich**, sophomore OC **Austin Stephens** and senior OG **Bill Vavau** all made their first career starts at Tennessee, while junior LB **LT Filiaga** and junior WR **Hunter Sharp** both made their first career starts against Idaho State, freshman WR **Damoun Patterson** made his first career start against Wake Forest, and junior RB **Rashad Hall** and redshirt freshman OG **Tyshon Mosley** both made their first career starts at Arkansas States.

TWENTY AGGIES GET FIRST DIVISION I EXPERIENCE IN FIRST TWO GAMES

Utah State had 18 players play in their first-ever Division I game against Tennessee in freshman CB **Jalen Davis**, redshirt junior S **Marwin Evans**, junior CB **Tyler Floyd**, redshirt junior RB **Rashad Hall**, junior CB **Bryant Hayes**, junior CB **Deshane Hines**, freshman RB **LaJuan Hunt**, redshirt freshman OL **Tyshon Mosley**, sophomore CB **Jentz Painter**, freshman WR **Damoun Patterson**, junior WR **Hunter Sharp**, redshirt sophomore OC **Austin Stephens**, sophomore DE **Siuu Taufa**, junior DE **John Taylor**, freshman LB **Ian Togia**, redshirt freshman WR **Hayden Weichers**, redshirt freshman WR **Tyler Weese** and junior LB **Anthony Williams**. USU also had two players get their first-ever Division I experience against Idaho State in redshirt freshman OL **Brandon Taukeiaho** and redshirt freshman WR **Braelon Roberts**.

DID YOU KNOW?

Utah State has lost a pair of starters this year to season-ending injuries in junior LB **Kyler Fackrell** (knee) and junior WR **Brandon Swindall** (achilles). During the 2013 season, USU lost five offensive starters to season-ending injuries, including four during a two-week period in September and October as OG **Kyle Whimpey** and junior RB **Joe Hill** both suffered season-ending knee injuries against San José State (9/27/13), while junior QB **Chuckie Keeton** (knee) and senior TE **D.J. Tialavea** (foot) suffered season-ending injuries against BYU (10/4/13). USU then lost its fifth offensive starter in WR **Travis Reynolds** to a season-ending knee injury against Colorado State (11/23).

WHAT'S BACK IN 2014

OFFENSE	STAT	RETURN	PCT.
• Pass Att.	481	480	99.8
• Pass Comp.	297	297	100.0
• Pass Yds.	3,268	3,268	100.0
• Pass TDs	30	30	100.0
• Receptions	297	144	48.5
• Rec. Yds.	3,268	1,328	40.6
• Rec. TDs	30	16	53.3
• Rush Att.	592	250	42.2
• Rush Yds.	2,493	880	35.3
• Rush TDs	21	7	33.3
• Total Offense	5,761	4,139	71.8
• Total TDs	56	26	46.4

DEFENSE	STAT	RETURN	PCT.
• Tackles	1,105	535	48.4
• Tackles for Loss	107	60	56.1
• QB Hurries	26	17	65.3
• Sacks	34	22.5	66.2
• Interceptions	17	9	52.9
• Pass Break-Ups	57	13	22.8
• Forced Fumbles	14	6	42.9
• Fumble Recoveries	12	7	58.3
• Blocks	2	2	100.0

• Utah State returns 11 of its 22 regular starters from 2013, six on offense and five on defense. In addition, the Aggies return all three of its kickers from last season. USU also returns 38 letterwinners from a year ago, 17 on offense, 18 on defense and three specialists.

ROCKY MOUNTAIN HIGH

There are nine Division I schools that are located in cities with an elevation of at least 4,000 feet about sea level and Utah State ranks sixth on the list with an elevation of 4,710 feet. USU is the fifth-highest Mountain West Conference school. This season the Aggies will play at three other locations on the list (Wyoming, Colorado State and BYU), giving USU nine games this season at 4,000 feet above sea level.

School	Elevation
1. Wyoming	7,220
2. Air Force	6,620
3. Colorado	5,360
4. Colorado State	5,190
5. New Mexico	5,100
6. UTAH STATE	4,710
7. BYU	4,630
8. Nevada	4,610
9. Utah	4,357





RANKINGS FOR 2014

TEAM RANKINGS

CATEGORY	MW	NCAA
• Sacks Allowed (1.75)	T-6	T-52
• Completion % (.577)	7	81
• Passing Offense (214.8)	7	82
• Rushing Offense (154.0)	8	79
• Scoring Offense (24.2)	8	T-92
• Total Offense (368.8)	9	94
• Passing Efficiency (108.9)	11	105
• Rushing Defense (78.2)	1	T-4
• Total Defense (334.8)	1	32
• Sacks (3.25)	2	T-19
• Passing Eff. Defense (112.0)	2	30
• Scoring Defense (25.8)	7	T-69
• Passing Defense (256.5)	7	88
• TO Margin (0.50)	3	T-39
• Kickoff Returns (20.4)	6	73
• Punt Returns (7.7)	7	T-77
• Net Punting (37.7)	8	68

INDIVIDUAL RANKINGS

INDIVIDUAL	AVG.	MW	NCAA
• Devin Centers (S)			
Fumbles Rec.	0.50	T-1	T-4
Sacks	0.75	T-1	T-51
Tackles	8.5	5	T-78
Tackles for Loss	1.1	10	-
• Jalen Davis (CB)			
Interceptions	0.50	T-3	T-31
Passes Defended	1.25	T-3	T-46
• Daniel Gray (CB)			
Passes Defended ..	1.0	T-7	-
• Torrey Green (LB)			
Fumbles Rec.	0.25	T-5	T-33
Fumbles Forced ...	0.50	T-5	T-91
Tackles for Loss ...	1.25	8	T-45
• LT Filiaga (LB)			
Fumbles Rec.	0.50	T-1	T-4
Tackles	6.5	T-24	-
• Chuckie Keeton (QB)			
Completion %554	9	-
Passing	142.0	10	-
Passing Eff.	92.8	10	-
• B.J. Larsen (DE)			
Sacks	0.75	T-1	T-51
Tackles for Loss	1.5	T-2	T-21
• JoJo Natson (WR)			
Punt Return TD	0.25	T-1	T-3
Punt Returns	13.3	2	19
All-Purpose	102.5	7	-
• Hunter Sharp (WR)			
Receiving	76.2	3	52
Receptions	5.8	6	T-47
• Brian Suite (FS)			
Tackles	5.2	T-40	-
• Frankie Sutera (SS)			
Interceptions	0.50	T-3	T-31
Fumbles Forced ...	0.50	T-5	T-91
Tackles	5.0	T-45	-
• Nick Vigil (LB)			
Fumbles Forced ...	0.50	2	T-13
Tackles	10.0	2	T-32
Sacks	0.50	T-5	-
Tackles for Loss	1.4	T-6	T-40
• Zach Vigil (LB)			
Tackles for Loss	1.5	T-2	T-21
Tackles	9.2	3	T-48
• Kennedy Williams (RB/KR)			
Kickoff Return.....	20.9	8	85
• Jaron Bentrude (P)			
Punting	38.8	9	92
• Nick Diaz (PK)			
Field Goals	0.75	T-7	T-82
FG %600	9	T-79

UTAH STATE RANKS TIED FOR FOURTH IN THE NATION IN RUSHING DEFENSE

Utah State's defense currently ranks first in the Mountain West and tied for fourth in the nation in rushing defense as it is allowing just 78.2 rushing yards per game. USU also ranks first in the MW and 32nd in the nation in total defense (334.8 ypg), second in the MW and tied for 19th in the nation in sacks (3.25 pg), second in the MW and 30th nationally in passing efficiency defense (112.0), seventh in the MW and tied for 69th nationally in scoring defense (25.8 ppg), and seventh in the MW and 88th nationally in passing defense (256.5 ypg).

UTAH STATE RANKS EIGHTH IN THE MOUNTAIN WEST IN SCORING

Utah State's offense ranks eighth in the Mountain West and tied for 92nd in the nation in scoring with 24.2 points per game. USU also ranks tied for sixth in the MW and tied for 52nd in the nation in sacks allowed (1.75 pg), seventh in the MW and 81st in the nation in completion percentage (.577), seventh in the MW and 82nd in the nation in passing offense (214.8 ypg), eighth in the MW and 79th nationally in rushing offense (154.0 ypg), ninth in the MW and 94th in the nation in total offense (368.8 ypg), and 11th in the MW in passing efficiency (108.9).

UTAH STATE RANKS 18TH IN THE NATION IN PUNT RETURN DEFENSE

Utah State ranks second in the Mountain West and 18th nationally in punt return defense (2.75 ypr) and fourth in the MW and 24th in the nation in kickoff return defense (17.70 ypr). Last year, USU ranked first in the MW and second in the nation in punt return defense (1.30 ypr) and first in the MW and fifth in the nation in kickoff return defense (17.58 ypr). USU also ranks third in the MW and tied for 39th in the nation in turnover margin (0.50 pg), sixth in the MW and 73rd in the nation in kickoff returns (20.4 ypr), seventh in the MW and tied for 77th nationally in punt returns (7.7 ypr), and eighth in the MW and 68th in the nation in net punting (37.7 ypk).

UTAH STATE'S DEFENSE GETTING OFF THE FIELD ON THIRD DOWN

Utah State ranks second in the Mountain West and tied for 26th in the nation as its opponents are converting only 31.8 percent of its third downs into first downs (21-66).

AGGIES IN THE MOUNTAIN WEST AND NCAA RANKINGS

Junior WR/PR **JoJo Natson** ranks tied for first in the Mountain West and tied for third in the nation with one punt return for touchdown, second in the MW and 19th in the nation in punt return average (13.3 ypr), and seventh in the MW in all-purpose yards (102.5 pg). Junior LB **LT Filiaga** ranks tied for first in the MW and tied for fourth in the nation in fumbles recovered (0.50 pg), and tied for 24th in the MW in tackles (6.5 pg). Sophomore FS **Devin Centers** ranks tied for first in the MW and tied for fourth in the nation in fumbles recovered (0.50 pg), tied for first in the MW and tied for 51st in the nation in sacks (0.75 pg), fifth in the MW and tied for 78th in the nation in tackles (8.5 pg), and 10th in the MW in tackles for loss (1.1 pg). Sophomore LB **Nick Vigil** ranks second in the MW and tied for 13th in the nation in fumbles forced (0.50 pg), second in the MW and tied for 32nd in the nation in tackles (10.0 pg), tied for sixth in the MW and tied for 40th in the nation in tackles for loss (1.4 pg), and tied for fifth in the MW in sacks (0.50 pg). Senior DE **B.J. Larsen** ranks tied for first in the MW and tied for 51st nationally in sacks (0.75 pg), and tied for second in the MW and tied for 21st in the nation in tackles for loss (1.5 pg). Freshman CB **Jalen Davis** ranks tied for third in the MW and tied for 31st in the nation in interceptions (0.50 pg), and tied for third in the MW and tied for 46th in the nation in passes defended (1.25 pg). Senior LB **Zach Vigil** ranks tied for second in the MW and tied for 21st nationally in tackles for loss (1.50 pg), and third in the MW and tied for 48th in the nation in tackles (9.2 pg). Senior SS **Frankie Sutera** ranks tied for third in the MW and tied for 31st nationally in interceptions (0.50 pg), tied for fifth in the MW and tied for 91st in the nation in fumbles forced (0.50 pg), and tied for 45th in the MW in tackles (5.0 pg). Junior WR **Hunter Sharp** ranks third in the MW and 52nd in the nation in receiving yards (76.2 pg), and sixth in the MW and tied for 47th in the nation in receptions (5.8 pg). Junior LB **Torrey Green** ranks tied for fifth in the MW and tied for 33rd in the nation in fumbles recovered (0.25 pg), tied for fifth in the MW and tied for 91st in the nation in fumbles forced (0.50 pg), and eighth in the MW and tied for 45th in the nation in tackles for loss (1.25 pg). Sophomore CB **Daniel Gray** ranks tied for seventh in the MW in passes defended (1.0 pg). Senior FS **Brian Suite** ranks tied for 40th in the MW in tackles (5.2 pg). Senior QB **Chuckie Keeton** ranks ninth in the MW in completion percentage (.554), 10th in passing (142.0 ypg), and 10th in the MW in passing efficiency (92.8). Sophomore RB **Kennedy Williams** ranks eighth in the MW and 85th nationally in kickoff return average (20.9 ypr). Senior P **Jaron Bentrude** ranks ninth in the MW and 92nd in the nation in punting (38.8 ypk). And senior PK **Nick Diaz** ranks tied for seventh in the MW and tied for 82nd in the nation in field goals (0.75 pg), ninth in the MW and tied for 79th in the nation in field goal percentage (.600), and ninth in the MW in scoring among kickers (4.8).

DID YOU KNOW?

Utah State ranks first in the Mountain West and second in the nation with an average of 9.5 tackles for loss per game. USU also ranks second in the MW and 19th nationally with its six interceptions, while its 11 forced turnovers thus far this year ranks second in the MW and 14th nationally.





UTAH STATE WEEKLY PLAYER HONORS

Sept. 6 (W, 40-20 vs. Idaho State)

Jalen Davis - College Football Performance Awards Honorable Mention National Defensive Back of the Week.

JoJo Natson - College Football Performance Awards National Punt Returner of the Week.

Sept. 13 (W, 36-24 vs. Wake Forest)

B.J. Larsen - College Football Performance Awards Honorable Mention National Defensive End of the Week.

Zach Vigil - Mountain West Defensive Player of the Week; College Sports Madness Mountain West Defensive Player of the Week; College Football Performance Awards Honorable Mention National Linebacker of the Week.

Sept. 20 (L, 17-24 (OT) at Arkansas State)

LT Filiaga - College Football Performance Awards Honorable Mention National Linebacker of the Week.

Zach Vigil - College Football Performance Awards Honorable Mention National Linebacker of the Week.

INSIDE THE NUMBERS

- Through four games, Utah State has out-scored its opponents 36-9 in the second quarter.
- Utah State has won its last six games played in the Mountain time zone, with its last loss coming at home to Boise State, 34-23, on Oct. 12, 2013.
- Utah State is 1-1 versus Associated Press top 25 teams under head coach **Matt Wells** as it defeated No. 24 Northern Illinois, 21-14, in the 2013 San Diego County Credit Union Poinsettia Bowl and lost at No. 24 Fresno State, 24-17, in the 2013 Mountain West Championship game. Under USU's other 26 head coaches, the Aggies were 2-50 against ranked opponents.
- Under head coach **Matt Wells**, Utah State is 10-1 when it scores first; 8-1 when leading after the first quarter; 9-2 when leading at halftime; 11-1 when leading after three quarters; 10-2 when scoring 20-plus points; 8-0 when scoring 30-plus points; 9-1 when allowing less than 20 points; 4-0 when allowing less than 10 points; 7-0 with a 100-yard rusher; 10-3 when it out-gains its opponent; 10-4 when it has less turnovers than its opponent; and 9-4 when it controls the time of possession.

FROM WALK-ON TO ALL-LEAGUE

Utah State has had great success with its walk-on program recently and currently has nine former walk-ons who appear on its depth chart including senior P **Jaron Bentrude**, junior LB **Torrey Green**, senior QB **Craig Harrison**, redshirt freshman LB **Alex Huerta**, senior DE **B.J. Larsen**, junior DE **Jordan Nielsen**, senior SS **Frankie Sutura**, sophomore K **Jake Thompson** and senior LB **Zach Vigil**. In fact, Harrison, Larsen, Sutura and Vigil have all started at least one game for Utah State, while Larsen and Vigil were both named second-team all-Mountain West in 2013, while Vigil and Nielsen both earned all-league honors in 2012. Another former walk-on for USU is **Jake Doughty** who was a two-time first-team all-conference selection.

AGGIES IN OVERTIME

With its 21-14 overtime loss at Arkansas State on Sept. 20, 2014, Utah State is now 6-5 all-time in overtime, including winning three of its last four. All-time, USU is 4-3 in single-overtime games, 2-1 in double-overtime games, and 0-1 in triple overtime games.

DID YOU KNOW?

Utah State's top two quarterbacks in senior **Chuckie Keeton** and sophomore **Darell Garretson** are a combined 25-13 as a starter as Keeton is 19-11 under center, while Garretson is 6-2. Those 19 career wins by Keeton rank second all-time in school history behind only **Tony Adams'** (1970-72) 22 career wins.



2014 PRESEASON HONORS

MATT WELLS, HEAD COACH

- MW Coach of the Year (CSM)

JARON BENTRUDE, SR., P

- 3rd team All-MW (Phil Steele)

NICK DIAZ, SR., PK

- Placekicker of the Year watch list (CFPA)

KYLER FACKRELL, JR., LB

- Bednarik Award watch list
- Bronko Nagurski Trophy watch list
- Butkus Award watch list
- Rotary Lombardi Award watch list
- Linebacker of the Year watch list (CFPA)
- 1st team All-MW (Athlon, Phil Steele, CSM)

JOE HILL, SR., RB

- Doak Walker Award candidate
- 3rd team All-MW (Athlon)

WYATT HOUSTON, SO., TE

- John Mackey Award watch list
- 3rd team All-MW (Phil Steele)

CHUCKIE KEETON, SR., QB

- Bleacher Report's Initial Heisman Trophy watch list
- Heismanpundit/CBSSports.com Heisman Trophy watch list
- Manning Award watch list
- Davey O'Brien Award watch list
- Maxwell Award watch list
- Quarterback of the Year watch list (CFPA)
- MW Offensive Player of the Year (CFPA)
- 1st team All-MW (Athlon, Phil Steele, CSM)
- Allstate AFCA Good Works Team Nominee

B.J. LARSEN, SR., DE

- John Mackey Award watch list
- 2nd team All-MW (Athlon, Phil Steele, CSM)

JOJO NATSON, JR., PR

- Punt Returner of the Year watch list (CFPA)
- 2nd team All-MW (Athlon, Phil Steele, CSM)

JORDAN NIELSEN, JR., DE

- 3rd team All-MW (Phil Steele)

BRIAN SUITE, SR., FS

- Polynesian Player of the Year watch list
- Jim Thorpe Award watch list
- 1st team All-MW (Phil Steele)
- 2nd team All-MW (Athlon, CSM)

ZACH VIGIL, SR., LB

- Rotary Lombardi Award watch list
- Linebacker of the Year watch list (CFPA)
- 1st team All-MW (Athlon, Phil Steele, CSM)

KEVIN WHIMPEY, SR., OT

- 1st team All-MW (Phil Steele, CSM)
- 2nd team All-MW (Athlon)

CFPA = College Football Performance Awards
CSM = College Sports Madness





IN THE RECORD BOOK

COMPLETION PCT. YEARS PCT.

(Minimum 150 Completions)

1. Chuckie Keeton	2011-pres	.654
2. Keith Myers	1976-77	.607

TOUCHDOWN PASSES YEARS TD

1. Jose Fuentes	1998-2002	60
2. Chuckie Keeton	2011-pres	58

COMPLETIONS YEARS NO.

1. Jose Fuentes	1999-2002	704
2. Chuckie Keeton	2011-pres	568

TOTAL OFFENSE YEARS YDS.

1. Jose Fuentes	1999-2002	8,791
2. Diondre Borel	2007-10	8,096
3. Chuckie Keeton	2011-pres	7,621

PASSING YARDS YEARS YDS.

1. Jose Fuentes	1999-2002	9,168
2. Diondre Borel	2007-10	6,698
3. Chuckie Keeton	2011-pres	6,387

PASSING ATTEMPTS YEARS ATT.

1. Jose Fuentes	1999-2002	1270
2. Diondre Borel	2007-10	922
3. Brent Snyder	1987-88	874
4. Chuckie Keeton	2011-pres	869

RUSHING YARDS YEARS YDS.

1. Demario Brown	1996-1999	4,053
2. Abu Wilson	1992, 94-96	3,933
3. Rick Parros	1976-79	3,537
4. Louie Glammona	1973-75	3,499
5. Robert Turbin	2007-09,11	3,315
6. Emmett White	1998-01	2,791
7. Kerwynn Williams	2009-12	2,515
8. Roger Grant	1990-91	2,387
9. Tom Larscheid	1959-61	2,206
10. Altie Taylor	1966-68	1,959
11. Maurice Turner	1979-82	1,549
12. Derrvin Speight	2007, 09-10	1,493
13. Roy Shivers	1964-65	1,468
14. John Strycula	1969-71	1,412
15. Diondre Borel	2007-10	1,398
16. Michael Smith	2009-11	1,313
17. Demetrius Brown	1986-89	1,252
18. Joey DeMartino	2010-13	1,235
Archie Gibson	1972-73	1,235
20. Chuckie Keeton	2011-pres.	1,234

CHUCKIE KEETON IN THE AGGIE RECORD BOOK

Senior QB **Chuckie Keeton** ranks among the top 10 in school history in the following categories:

- First all-time with a career completion percentage of 65.4 percent (568-869).
- First all-time with an interception percentage of 0.020 as he has thrown just 17 interceptions in 869 pass attempts.
- Second all-time with 58 career touchdown passes. **Jose Fuentes** (1999-2002) holds the school record at 60.
- Second all-time with 568 career completions. Fuentes holds the school record with 704.
- Third all-time with 7,621 yards of total offense (6,387-passing, 1,234-rushing). Fuentes holds the school record with 8,791 yards, while while **Diondre Borel** (2007-10) is second with 8,096 yards.
- Third all-time with 6,387 passing yards. Fuentes holds the school record with 9,168 yards.
- Fourth all-time with 869 career pass attempts. Fuentes holds the school record with 1,270.
- 20th all-time with 1,234 career rushing yards (272 carries, 4.5 ypc). **Demario Brown** (1996-99) holds the school record with 4,053 yards, while Borel holds the school record with 1,398 yards by a quarterback. Overall, Keeton is just the 25th player in school history to rush for 1,000 yards and just the second quarterback.
- Set single-season school records as a sophomore in 2012 for touchdown passes (27), passing yards (3,373), total offensive yards (3,992), completions (275) and completion percentage (.676), and broke his own completion percentage record as a junior (.694).
- Is the only quarterback in school history to have five touchdown passes in three games as he tied the single-game school record against both Air Force (9/7/13) and Weber State (9/14/13) during his junior season, as well as against Wyoming (10/8/11) as a freshman.
- Set a single-game school record with an 88.0 percent completion percentage against Southern Utah (8/30/12) during his sophomore season as he was 22-of-25 passing.
- Tied the single-game school record for rushing yards by a quarterback with 121 yards on a career-high tying 17 carries in a 48-41 overtime win at No. 19 Louisiana Tech (11/17/12) during his sophomore season. **Tony Adams** set the record in 1972.

CHUCKIE KEETON AMONG ACTIVE FBS QUARTERBACKS

In just 31 career games, senior **Chuckie Keeton** ranks among the top 12 FBS quarterbacks in the following 12 categories:

- 5th among QBs with 6,000 Passing Yards & 1,000 Rushing Yards - 6,387 passing /1,234 rushing
- 5th in Completion Percentage - 65.4%
- 7th in TD Passes - 58
- 7th in Passing Efficiency - 145.21
- 8th in Total TDs Responsible For - 73
- 8th in Rushing Yards by a QB - 1,234
- 10th in Total Offense - 7,621 yards (6,387 passing + 1,234 rushing)
- 10th in Pass Completions - 568
- 10th in Completions Per Game - 18.32
- 11th in Pass Attempts - 869
- 12th in Passing Yards - 6,387
- 12th in Passing Yards Per Game - 206.0

WHAT MIGHT HAVE BEEN FOR KEETON IN 2013

Senior QB **Chuckie Keeton** was putting up some gaudy numbers during his junior season before missing the final eight games with a knee injury suffered against BYU on Oct. 4. Through his first five games, Keeton ranked second in the nation with 17 touchdown passes, while also ranking first in the Mountain West and second in the nation in points responsible for (22.8 pg), second in the MW and 22nd in the nation in passing efficiency (161.6), third in the MW and eighth in the nation in completions (26.4 pg), third in the MW and 11th in the nation in completion percentage (.710), third in the MW and 18th in the nation in total offense (317.2 ypg), and fourth in the MW and 25th in the nation in passing (272.4 ypg). Keeton concluded his junior campaign completing 136-of-196 passes for 1,388 yards (231.3 ypg) with 18 touchdowns and two interceptions, while rushing for 241 yards on 55 carries (40.2 ypg/4.4 ypc) with two more scores. Those 18 touchdown passes rank tied for ninth all-time at USU, while his completion percentage of 69.4 percent ranks first all-time.

DID YOU KNOW?

Senior QB **Chuckie Keeton** is one of just eight active quarterbacks at the FBS level who holds their school's single-season passing record along with Shane Carden (East Carolina), Garrett Grayson (Colorado State), Jard Goff (California), Connor Halliday (Washington State), Brett Hundley (UCLA), Sean Mannion (Oregon State) and Brandon Doughty (Western Kentucky). Keeton set the USU record with 3,373 passing yards during his sophomore season in 2012.





2014 UTAH STATE FOOTBALL GAME NOTES

NICK DIAZ IN THE AGGIE RECORD BOOK

Senior PK **Nick Diaz** ranks among the top 10 in school history in the following categories:

- Second all-time in extra points made with 101. **Brad Bohn** (1997-2000) holds the school record with 107.
- Second all-time in extra point attempts with 105. Bohn holds the school record with 119.
- Third all-time in field goal percentage at 73.2 percent (29-38). **Russ Moody** (1988-89) holds the school record at 84.6 percent (22-26).
- Sixth all-time in extra point percentage at 96.1 percent. **Willie Beecher** (1981-84) and **Russ Moody** (1988-89) are tied for first as neither missed an extra point during their careers as Beecher was 64-of-64 and Moody was 44-of-44.
- Seventh all-time with 30 field goals made. Bohn holds the school record with 59.
- Eighth all-time with 41 field goal attempts. Bohn holds the school record with 89.
- Ninth all-time in scoring with 191 points. **Robert Turbin** (2007-11) holds the school record with 308 career points.
- Ranked second following the 2013 season in both extra points made (51) and attempted (52), while his extra point percentage (.980) ranked ninth for a single-season in school history.
- Ranked fifth following the 2013 season with 17 made field goals and seventh with his 23 field goal attempts.



ZACH VIGIL NOW 19TH ALL-TIME IN SCHOOL HISTORY IN CAREER TACKLES

Senior LB **Zach Vigil** recorded a career-high 14 tackles in his last game at Arkansas State to give him 270 tackles in his career moving him ahead of **Shawn Miller** (259, 1979-82) and into 19th-place all-time in school history. As a junior, Vigil recorded 124 tackles (47-solo, 77-assist) marking the 60th time in school history that a player has recorded 100 or more tackles in a single-season. Vigil concluded the 2012 season with 105 tackles and is one of just 15 players in school history to record 100 or more tackles multiple times during a career. Overall, Vigil had six double-digit tackle outings last year and has 12 in his career.



ZACH AND NICK VIGIL RANK FIRST AMONG ACTIVE BROTHERS IN TACKLES

Senior LB **Zach Vigil** has recorded 270 tackles during his career and sophomore LB **Nick Vigil** has recorded 98 career tackles. Overall, the two brothers have combined for 368 career tackles to rank first at the FBS level as far as active brothers ahead of Duke's Kelby and Kyler Brown who have combined for 323 career tackles.

KYLER FACKRELL IN THE AGGIE RECORD BOOK

• Junior LB **Kyler Fackrell** has intercepted four passes during his career for 125 return yards, which ranks tied for ninth all-time in school history along with **Rob Fuhriman** (1972-74). Fackrell is the only linebacker among USU's top 10 career leaders in this category. The school record for career interception return yards is 373 set by **Henry King** (1965-66).

• Fackrell's 99-yard interception return for a touchdown against Hawai'i in 2013 ranked as the third-longest in school and Mountain West history. Those 99 interception return yards also rank Fackrell 10th on USU's single-season lists.

JOJO NATSON IN THE AGGIE RECORD BOOK

Junior WR/PR **JoJo Natson** ranks third all-time in school history with a punt return average of 11.6 yards as he has returned 37 punts for 431 yards during his career. The school record for career punt return average is 18.8 yards set by **Tom Larscheid** (1959-61).

IN THE RECORD BOOK

EXTRA POINTS MADE	YEARS	PATS
1. Brad Bohn	1997-2000	107
2. Nick Diaz	2010-pres.	101

EXTRA POINTS ATT.	YEARS	ATT.
1. Brad Bohn	1997-2000	119
2. Nick Diaz	2010-pres.	105

PAT PERCENTAGE	YEARS	PCT.
(Minimum 30 Made)		
1. Willie Beecher	1981-84	1.000
Russ Moody	1988-89	1.000
3. Peter Caldwell	2007-10	.988
4. Josh Thompson	2011-13	.972
5. Nathan Morreale	1993-94	.971
6. Nick Diaz	2010-pres.	.962

FIELD GOAL PCT.	YEARS	PCT.
(Minimum 20 Attempts)		
1. Russ Moody	1988-89	.846
2. Doug Beach	1990-92	.759
3. Nick Diaz	2010-pres.	.732

FIELD GOALS MADE	YEARS	NO.
1. Brad Bohn	1997-2000	59
2. Micah Knorr	1993-96	39
3. Steve Steinke	1977-80	38
4. Willie Beecher	1981-84	36
5. Dene Garner	1985-87	35
6. Peter Caldwell	2007-10	33
7. Nick Diaz	2010-pres.	30

FIELD GOALS ATT.	YEARS	ATT.
1. Brad Bohn	1997-2000	89
2. Micah Knorr	1993-96	62
3. Steve Steinke	1977-80	60
4. Willie Beecher	1981-84	54
5. Dene Garner	1985-87	53
6. Peter Caldwell	2007-10	48
7. Al Knapp	1973-74	42
8. Nick Diaz	2010-pres.	41

POINTS SCORED	YEARS	PTS.
1. Robert Turbin	2007-09,11	308
2. Brad Bohn	1997-2000	284
3. Tom Larscheid	1959-61	248
4. Abu Wilson	1992, 94-96	246
5. Demario Brown	1996-99	234
6. Steve Steinke	1977-80	204
7. Micah Knorr	1993-96	197
8. Emmett White	1998-01	194
9. Nick Diaz	2010-pres.	191

PUNT RETURNS	YEARS	AVG.
(Minimum 25 returns)		
1. Tom Larscheid	1959-61	18.8
2. Kevin Robinson	2004-07	14.1
3. JoJo Natson	2012-pres.	11.6

INT. RETURN YARDS	YEARS	YDS.
1. Henry King	1965-66	373
2. James Brindley	2006-09	210
3. Wendell D. Brooks	1970-71	177
4. Phillip Shelley	1971-72	175
5. Kevin Brady	1979-81	151
6. Ronald Edwards	1988-91	146
7. Chuck Detwiler	1966-68	140
8. Grant Martinsen	1964-66	135
9. Kyler Fackrell	2012-pres.	125
Rob Fuhriman	1972-74	125





UTAH STATE'S RECORD WHEN...

	2014	Under Wells
Overall	2-2	11-7
MW	0-0	7-1
Non-Conference	2-2	4-6
Home	2-0	6-2
Away	0-2	4-5
Neutral	0-0	1-0
Current Streak	L1	W5
Current Home Streak	W2	W4
Current Away Streak	L2	L3
Day Game	0-0	4-1
Night Game	2-2	7-6
August	0-1	0-2
September	2-1	5-2
October	0-0	1-2
November	0-0	4-0
December	0-0	1-1
vs. top-25 teams	0-0	1-1
vs. non-ranked teams	2-2	10-6
vs. FCS (1-AA)	1-0	2-0
On natural grass	0-1	1-2
On artificial surface	2-1	10-5
Scoring first	1-1	10-1
Coming-from-behind	1-1	1-7
Leading after 1st quarter	1-1	8-1
Behind after 1st quarter	0-1	1-6
Tied after 1st quarter	1-0	2-0
Leading at halftime	2-1	9-2
Behind at halftime	0-1	2-5
Tied at halftime	0-0	0-0
Leading after 3rd quarter	2-1	11-1
Behind after 3rd quarter	0-1	0-5
Tied after 3rd quarter	0-0	0-1
Overtime	0-1	0-1
Scoring 20 points or less	0-2	1-5
Scoring 20 + points	2-0	10-2
Scoring 30 + points	2-0	8-0
Allowing 20 points or less	1-0	9-1
Allowing 10 points or less	0-0	4-0
With 100-yard rusher	0-0	7-0
Allow 100-yard rusher	0-1	1-2
With 300-yard passer	0-0	2-1
Allow 300-yard passer	0-0	1-3
Outgain opponent	2-1	10-3
Total offense + 300 yards	2-1	9-5
Allow + 300 yards offense	1-1	6-5
No turnovers	0-0	3-1
Less than three turnovers	1-1	10-4
Three or more turnovers	1-1	1-3
No takeaways	0-1	1-1
Three or more takeaways	2-1	4-3
Fewer turnovers	1-1	6-3
Equal turnovers	1-0	3-2
More turnovers	0-1	2-2
Control time of possession	2-1	9-4
Opponent controls TOP	0-1	2-3

AGGIES DEFENSE AMONG THE BEST IN THE NATION THE LAST TWO YEARS

Utah State's defense has been among the best in the nation during the past two seasons as it has ranked among the top 15 teams each year in scoring defense, total defense, rushing defense and pass efficiency defense.

- Utah State is one of just three teams to rank among the top seven nationally in scoring defense in each of the past two seasons along with Alabama and Florida State as USU allowed just 15.4 points per game in 2012 and just 17.1 points per game in 2013. During the past two seasons, USU ranks fourth nationally allowing an average of just 16.26 points per game trailing only Alabama (12.37 ppg), Florida State (13.43 ppg) and Michigan State (14.70 ppg). Overall, it is the first time USU has allowed less than 18.0 points per game in consecutive seasons since 1965 and 1966.

- Utah State is one of just five teams to rank among the top 13 nationally in rushing defense in each of the past two seasons along with Alabama, Michigan State, Rutgers and Stanford as USU allowed just 113.8 rushing yards per game in 2012 and just 106.7 rushing yards per game in 2013. During the past two seasons, USU ranks fifth nationally allowing an average of just 110.1 rushing yards per game trailing only Alabama (90.7 ypg), Michigan State (92.4 ypg), Stanford (93.2 ypg) and Rutgers (99.0 ypg).

- During the 2013 season, Utah State allowed just two 100-yard rushers, just nine rushing touchdowns and just six rushes of 20 or more yards in 14 games, while its longest rushing touchdown allowed was from seven yards. USU ended the 2013 season by holding five of its last six opponents to less than 100 yards rushing, including each of its last four.

- Utah State is one of just six teams to rank among the top 14 nationally in total defense in each of the past two seasons along with Alabama, Bowling Green, Florida, Florida State and Michigan State as USU allowed just 322.1 yards of total offense per game in 2012 and just 330.9 yards of total offense per game in 2013. During the past two seasons, USU ranks eighth nationally allowing an average of just 326.6 yards of total offense per game trailing only Michigan State (262.9 ypg), Alabama (267.6 ypg), Florida State (267.8 ypg), Florida (300.3 ypg), Virginia Tech (308.4 ypg), Bowling Green (309.5 ypg) and Wisconsin (314.1 ypg).

MORE DEFENSIVE NOTES DURING THE PAST TWO SEASONS

- Utah State has led at the half in 22 of its last 29 games dating back to 2011 and is 19-3 in those contests. USU has also led or been tied at the end of the first quarter in 20 of its last 29 games and is 18-2 in those contest, but 1-5 during its last 29 games when trailing at the end of the first period and 2-5 during its last 29 games when trailing at the end of the first half.

- Utah State has not allowed a first quarter touchdown in 24 of its last 30 games dating back to the 2011 season as USU was the only Football Bowl Subdivision (FBS) team in the nation not to allow a first quarter touchdown during the 2012 season. Furthermore, USU has held 16 of its last 26 opponents without a first half touchdown, while six of those 26 opponents have been held scoreless in the first-half.

UTAH STATE STARTED THREE DIFFERENT QB's IN 2013

Utah State started three different quarterbacks last year in juniors **Chuckie Keeton** and **Craig Harrison**, along with freshman **Darell Garreston**, which ranked tied for the second-most in the nation along with Hawai'i, Nevada, Temple, Western Kentucky and West Virginia. Air Force led the nation in most quarterbacks started with four. Of those seven schools who started at least three quarterbacks last year, Utah State had a 9-5 record, Western Kentucky was 8-4, West Virginia was 4-8, Nevada was 4-8, Air Force was 2-10, Temple was 2-10 and Hawai'i was 1-11.

AGGIES THREW JUST 10 INTERCEPTIONS IN 2013

Utah State threw a total of just 10 interceptions in 2013 to rank fourth in the Mountain West and 35th in the nation. Freshman quarterback **Darell Garreston** threw seven interceptions in 209 attempts, junior quarterback **Chuckie Keeton** threw two picks in 196 attempts and junior quarterback **Craig Harrison** threw one pick in 74 attempts.

AGGIES AT HOME

Utah State has won five straight home games and 14 of its last 16 home games overall, including 11 of its last 13 home games against non-conference opponents.

DID YOU KNOW?

Along with all of its success on the field, Utah State has also excelled in the classroom as it had 22 football players earn academic all-Mountain West honors in 2013, including five Mountain West Scholar-Athletes, both of which ranked second in the league. Over the past five years, USU has had 106 players earn academic all-league honors and 129 players have graduated from Utah State.





AGGIES IN THE NFL

Utah State currently has 10 players on NFL rosters and has had eight players drafted into the NFL in the past four years. According to *Emory Sports Marketing Analytics*, USU is the fifth-most efficient program in the nation at converting high school talent into NFL draft picks during the past three years.

LOOKING BACK ON 2013

Utah State ended the 2013 season with a 9-5 record, which is tied with the 1960 and 1961 teams for the second-most wins in school history, and trailing the 2012 team that set the single-season school record with 11 wins. USU ended the 2013 season with two votes in both the Associated Press and ESPN/USA Today Coaches' polls to rank tied for 37th in the nation in both polls. Overall, Utah State recorded back-to-back-back winning seasons for the first time since 1978-80 as it went 7-6 in 2011, 11-2 in 2012 and 9-5 in 2013.

WELLS NAMED 2013 MOUNTAIN WEST COACH OF THE YEAR

Second-year head coach **Matt Wells** was named the Mountain West Conference Coach of the Year in 2013 as he led Utah State to a 9-5 record and a Mountain Division Championship with a 7-1 league record, despite losing five offensive starters to season-ending injuries including junior QB and Heisman Trophy candidate **Chuckie Keeton**. Wells also set the single-season school record for wins by a first year head coach with nine, bettering **Tony Knap** whose Aggies went 8-2 in 1963. Overall, Wells became just the fifth coach in school history and second in as many years to earn conference coach of the year honors as **Gary Andersen** earned WAC Coach of the Year accolades in 2012, while **Bruce Snyder** (1978), **Chuck Shelton** (1991) and **John L. Smith** (1997) all earned Big West Coach of the Year honors. Wells is also just the fourth individual to earn Mountain West Coach of the Year honors in his first season joining BYU's Gary Crowton (2001), Utah's Urban Meyer (2003) and Air Force's Troy Calhoun (2007).

AGGIES WIN BACK-TO-BACK BOWL GAMES FOR FIRST TIME EVER

Utah State played in its third-straight bowl game for the first time ever as it posted a 21-14 win against No. 24 Northern Illinois in the 2013 San Diego County Credit Union Poinsettia Bowl. Overall, USU has now won back-to-back bowl games for the first time in school history and is 3-6 all-time in nine bowl game appearances.

AGGIES WIN MOUNTAIN DIVISION, PLAY IN MW CHAMPIONSHIP GAME

Utah State finished its first season in the Mountain West by going 7-1 in league play to win the Mountain Division title and advance to the inaugural Mountain West Championship game, where it lost at No. 24 Fresno State, 24-17. USU's seven league wins in 2013 are a school record, bettering the six league wins set in 1936 and 2012. Overall, USU has won 18 of its last 19 league games dating back to 2011, including a school record 11 straight on the road, and won a school record 13 straight conference games before falling to Boise State, 34-23, at home on Oct. 12, 2013.

UTAH STATE HAS 13 PLAYERS ON ITS ROSTER WITH BACHELORS DEGREES

Entering the 2014 season, USU has 13 players who have already graduated from USU in senior P **Jaron Bentrude**, senior QB **Craig Harrison**, senior WR **Shaan Johnson**, senior NG **Elvis Kamana-Matagi**, senior DE **B.J. Larsen**, junior LB **Michael Okonkwo**, senior CB **Rashard Stewart**, senior FS **Brian Suite**, senior OC **Joe Summers**, senior SS **Frankie Sutura**, senior LB **Zach Vigil**, senior OL **Bryce Walker** and senior OT **Kevin Whimpey**. Those 13 graduates on an active roster ranks tied for third at the FBS level with Cincinnati and Minnesota and behind Alabama (15) and Boston College (15).

AGGIES WHO ARE MARRIED

Utah State has 10 players on its active roster who are married in sophomore OL **Austin Albrecht**, sophomore DE **Ricky Ali'ifua**, senior TE **Jefferson Court**, junior LB **Kyler Fackrell**, junior LB **LT Filiaga**, senior QB **Craig Harrison**, senior OC **Joe Summers**, redshirt freshman OL **Brandon Taukeiaho**, freshman WR **Zach Van Leeuwen** and senior OT **Kevin Whimpey**.

UTAH STATE ENTERING SECOND SEASON IN MOUNTAIN WEST

Utah State is entering its second year as a member of the Mountain West and has been a Division I-A football playing school in each of its 116 seasons of competition. USU joined the Mountain States/Skyline Conference in 1938 until 1961. USU then played as a football independent from 1962-77 when the Aggies became members of the Pacific Coast Athletic Association in 1978. The PCAA changed its name to the Big West Conference in 1988. Following the 2000 season when the Big West no longer sponsored football, USU spent two years as an independent (2001-02) and two years in the Sun Belt Conference (2003-04), before joining the Western Athletic Conference for eight seasons from 2005-12.

DID YOU KNOW?

Utah State's coaching staff had just two changes during the off-season, and both were on the defensive side of the ball. Second-year head coach **Matt Wells** hired **Joe Lorig** as the linebackers coach and **Ikaika Malloe** as the defensive line coach. Lorig replaces **Kevin Clune** who was named the defensive coordinator at Hawai'i, while Malloe replaces **Frank Maile** who was named the defensive line coach at Vanderbilt.

AGGIES IN THE NFL (AS OF SEPT. 8)

Maurice Alexander (S)	St. Louis Rams
Jarrett Bush (CB)	Green Bay Packers
Will Davis (CB)	Miami Dolphins
Bojay Fillimoeatu (LB)	Oakland Raiders
Nevin Lawson (CB)	Detroit Lions
Donald Penn (OT)	Oakland Raiders
D.J. Tialavea (TE)	Buffalo Bills
Robert Turbin (RB)	Seattle Seahawks
Bobby Wagner (LB)	Seattle Seahawks
Kerwynn Williams (RB)	Arizona Cardinals

AGGIES IN THE DRAFT, 2011-14

2011 NFL DRAFT

Curtis Marsh, Philadelphia	3rd Round
----------------------------	-----------

2012 NFL DRAFT

Bobby Wagner, Seattle	2nd Round
Robert Turbin, Seattle	4th Round
Michael Smith, Tampa Bay	7th Round

2013 NFL DRAFT

Will Davis, Miami	3rd Round
Kerwynn Williams, Indianapolis	7th Round

2014 NFL DRAFT

Maurice Alexander, St. Louis	4th Round
Nevin Lawson, Detroit	4th Round

MOUNTAIN WEST POLLS

Utah State is picked second in the Mountain Division of the 2014 Mountain West Conference preseason polls, while senior QB **Chuckie Keeton**, senior DE **B.J. Larsen**, senior LB **Zach Vigil** and junior LB **Kyler Fackrell** were all named to the league's 25-player preseason first-team. Keeton was also named the MW's Preseason Offensive Player of the Year.

MOUNTAIN DIVISION

Team (First-Place Votes)	Points
1. Boise State (20)	183
2. UTAH STATE (12)	176
3. Colorado State (1)	135
4. Wyoming	90
5. New Mexico	56
6. Air Force	53

WEST DIVISION

Team (First-Place Votes)	Points
1. Fresno State (15)	174
2. San Diego State (15)	172
3. Nevada (3)	130
4. UNLV	95
5. San Jose State	87
6. Hawai'i	35

UTAH STATE ONE OF NINE

Utah State is one of just nine Football Bowl Subdivision (FBS) programs to win at least 20 games and record two bowl victories in the past two years joining Central Florida, Clemson, Florida State, Louisville, Michigan State, Oregon, Texas A&M and South Carolina.





1
CB

DANIEL GRAY
 5-11 • 170 • So.-RS
 Fort Lauderdale, Fla.
 (Boyd Anderson HS)
 (Tennessee)

GAME-BY-GAME NOTES

ASU: Had four tackles and one pass breakup. **WF:** Had four tackles, a career-high two pass breakups and one QB hurry. **ISU:** Recorded three tackles and one pass breakup. **UT:** Had a career-high six tackles.

CAREER STATS - DEFENSE

Year	G/GS	UA-AT-TT	TFL	Sack	INT	PB	FF	FR
2014	4/4	8-9-17	0.0-0	0.0-0	0-0	4	0	0

CAREER HIGHS - Tackles: 6, at Tennessee (8/31/14); **PBU:** 2, vs. Wake Forest (9/13/14); **QBH:** 1, vs. Wake Forest (9/13/14).

2
CB

MARQUAN ELLISON
 5-11 • 175 • So.-1L
 Milwaukee, Wis.
 (Bradley Tech HS)

GAME-BY-GAME NOTES

ASU: Did not record any stats. **WF:** Did not record any stats. **ISU:** Did not record any stats. **UT:** Did not record any stats.

CAREER STATS - DEFENSE

Year	G/GS	UA-AT-TT	TFL	Sack	INT	PB	FF	FR
2013	8/0	0-0-0	0.0	0.0-0	0-0	0	0	1
2014	4/0	0-0-0	0.0	0.0-0	0-0	0	0	0
TOTAL	12/0	0-0-0	0.0	0.0-0	0-0	0	0	1

CAREER HIGHS - Fumble Recovery: 1, vs. Wyoming (11/30/13).

3
WR

DEVONTE ROBINSON
 6-2 • 184 • Jr.-JC
 Delray Beach, Fla.
 (Village Academy HS)
 (Dodge City CC)

GAME-BY-GAME NOTES

ASU: Had a career-high two receptions for a career best 18 yards. **WF:** Did not record any stats. **ISU:** Did not record any stats. **UT:** Had one catch for nine yards.

CAREER STATS - RECEIVING

Year	G/GS	Rec	Yds	Avg	TD	Long
2014	4/0	3	27	9.0	0	11

CAREER HIGHS - Catches: 2, at Arkansas St. (9/20/14); **Yards:** 18, at Arkansas St. (9/20/14); **Long Catch:** 11, at Arkansas St. (9/20/14).

4
WR

HUNTER SHARP
 6-0 • 190 • Jr.-JC
 Palmdale, Calif.
 (Highland HS)
 (Antelope Valley CC)

GAME-BY-GAME NOTES

ASU: Had nine receptions for 130 yards, including a career-long 81-yard TD... Also carried the ball once for nine yards **WF:** Had a career-high 12 receptions for a career-best 138 yards. **ISU:** Did not record any stats in his first career start. **UT:** Had two catches for 37 yards, including his career first TD on a 37-yard reception... Added one tackle.

CAREER STATS - RECEIVING

Year	G/GS	Rec	Yds	Avg	TD	Long
2014	4/3	23	305	13.3	2	81

CAREER HIGHS - Catches: 12, vs. Wake Forest (9/13/14); **Yards:** 138, vs. Wake Forest (9/13/14); **Long Catch:** 81, at Arkansas St. (9/20/14); **TD:** 1, Twice.

5
LB

LT FILIAGA
 6-0 • 250 • Jr.-TR
 South Jordan, Utah
 (Bingham HS)
 (Utah)

GAME-BY-GAME NOTES

ASU: Tied his career high with 10 tackles, which included a career-best 1.0 TFL... Also recorded his first two career fumble recoveries and first career pass breakup. **WF:** Had five tackles, including 0.5 TFL, to go along with two QB hurries. **ISU:** Had a career-best 10 tackles, including 0.5 TFL in his first USU start. **UT:** Had one tackle and returned a kick-off 13 yards.

CAREER STATS - DEFENSE

Year	G/GS	UA-AT-TT	TFL	Sack	INT	PB	FF	FR
2014	4/3	9-17-26	2.0-10	0.0-0	0-0	1	0	2

CAREER HIGHS - Tackles: 10, twice; **TFL:** 1.0, at Arkansas St. (9/20/14); **QBH:** 1, vs. Wake Forest (9/13/14); **FR:** 2, at Arkansas St. (9/20/14); **PBU:** 1, at Arkansas St. (9/20/14).

6
CB

RASHARD STEWART
 5-11 • 185 • Sr.-3L
 Miami, Fla.
 (Miami Jackson HS)

GAME-BY-GAME NOTES

ASU: Did not record any stats. **WF:** Had a career-high two pass breakups to go along with one tackle. **ISU:** Notched a career-best four tackles and tied his career-high with one pass breakup. **UT:** Did not record any stats.

CAREER STATS - DEFENSE

Year	G/GS	UA-AT-TT	TFL	Sack	INT	PB	FF	FR
2010	11/0	4-2-6	0.0-0	0.0-0	0-0	1	0	0
2012	12/0	5-4-9	0.0-0	0.0-0	0-0	1	0	0
2013	13/1	8-6-14	2.5-13	1.0-9	0-0	2	0	0
2014	4/0	3-2-5	0.0-0	0.0-0	0-0	3	0	0
TOTAL	40/1	20-14-34	2.5-13	1.0-9	0-0	7	0	0

CAREER HIGHS - Tackles: 4, vs. Idaho St. (9/6/14); **PBU:** 2, vs. Wake Forest (9/13/14); **Sacks:** 1.0, vs. BYU (10/4/13).

9
LB

KYLER FACKRELL
 6-5 • 245 • Jr.-2L
 Mesa, Ariz.
 (Mesa HS)

GAME-BY-GAME NOTES

ASU: Did not play. **WF:** Did not play. **ISU:** Did not play. **UT:** Had two tackles.

CAREER STATS - DEFENSE

Year	G/GS	UA-AT-TT	TFL	Sack	INT	PB	FF	FR
2012	13/13	28-59-87	8.0-23	3.0-19	3-26	3	1	1
2013	14/14	37-45-82	13.0-43	5.0-27	1-99	1	2	1
2014	1/1	2-0-2	0.0-0	0.0-0	0-0	0	0	0
TOTAL	28/28	67-104-171	21.0-70	8.0-46	4-125	4	3	2

CAREER HIGHS - Tackles: 13, vs. BYU (10/4/13); **Sacks:** 2.0, twice; **QBH:** 3, vs. UNLV (9/29/12); **INT:** 1, four times; **Block:** 1, vs. New Mexico St. (10/20/12).

CAREER STATS - RECEIVING

Year	Rec	Yds	Avg	TD	Long
2013	1	4	4.0	1	4

CAREER HIGHS - Catches: 1, vs. Weber St. (9/14/13); **Yards:** 4, vs. Weber St. (9/14/13); **TD:** 1, vs. Weber St. (9/14/13).

9
WR

JOJO NATSON
 5-7 • 151 • Jr.-2L
 Fort Lauderdale, Fla.
 (Boyd Anderson HS)

GAME-BY-GAME NOTES

ASU: Had five receptions for 17 yards and rushed six times for 33 yards... Also returned one punt for no yards. **WF:** Had six receptions for 78 yards, including his first TD of the season on a career-long 44 yard reception... Also tied his career-high with eight rushes for 49 yards and returned two punts for 16 yards. **ISU:** Caught six passes for 59 yards and rushed one time for 29 yards... Also returned two punts for 58 yards, including a 52-yard TD. **UT:** Had two carries for 47 yards, highlighted by a career-long 38-yard run... Also caught three passes for 18 yards and returned one punt for six yards.

CAREER STATS - RECEIVING

Year	G/GS	Rec	Yds	Avg	TD	Long
2012	12/1	17	132	7.8	1	23
2013	14/8	59	395	6.7	2	38
2014	4/4	20	172	8.6	1	44
TOTAL	30/13	96	699	7.3	4	44

CAREER HIGHS - Catches: 9, at Utah (8/29/13); **Yards:** 83, at Utah (8/29/13); **Long Catch:** 44, vs. Wake Forest (9/13/14); **TD:** 1, four times.

CAREER STATS - RUSHING

Year	Rush	Yds	Avg	TD	Long
2012	2	15	7.5	0	8
2013	28	98	3.5	3	16
2014	17	158	9.3	0	38
TOTAL	47	271	5.8	3	38

CAREER HIGHS - Rushes: 8, twice; **Yards:** 61, at UNLV (11/9/13); **Long Rush:** 38, at Tennessee (8/31/14); **TD:** 2, at UNLV (11/9/13).

CAREER STATS - PUNT RETURNS

Year	Ret	Yds	Avg	TD	Long
2013	31	351	11.3	2	65
2014	6	80	13.3	1	52
TOTAL	37	431	11.6	3	65

CAREER HIGHS - Returns: 5, at New Mexico (10/19/13); **Yards:** 102, at New Mexico (10/19/13); **Long Return:** 65, at New Mexico (10/19/13); **TD:** 1, three times.





2014 UTAH STATE FOOTBALL PLAYER PROFILES



10
QB

DARELL GARRETSON
6-0 • 200 • So.-1L
Chandler, Ariz.
(Chandler HS)

GAME-BY-GAME NOTES

ASU: Was 27-of-46 passing for 268 yards with two TD's and one INT... Had a career-high 46 pass at-tempts... Also had a career-long TD pass of 81 yards... Carried the ball four times for -13 yards. **WF:** Was 11-of-16 passing for 121 yards with one TD and one INT... Also rushed for two yards on two carries. **ISU:** Did not play. **UT:** Did not play.

CAREER STATS - PASSING

Year	G/GS	Att	Cmp	Int	Pct	Yds	TD	LG	EFF
2013	8/7	209	126	7	.603	1446	10	48	127.5
2014	2/1	62	38	2	.613	389	3	81	123.5
TOTAL	10/8	271	164	9	.605	1835	13	81	126.6

CAREER HIGHS - Att: 46, vs. Arkansas St. (9/20/14); Comp: 28, vs. Hawai'i (11/2/13); Yards: 370, vs. Hawai'i (11/2/13); Long Pass: 81, at Arkansas St. (9/20/14); TD: 3, twice.

CAREER STATS - RUSHING

Year	Rush	Yds	Avg	TD	Long
2013	60	33	0.6	0	22
2014	6	-11	-1.8	0	9
TOTAL	66	22	0.3	0	22

CAREER HIGHS - Rushes: 14, at UNLV (11/9/13); Yards: 22, vs. Hawai'i (11/2/13); Long Rush: 22, vs. Colorado St. (11/23/13) TD: 0.



10
S

KEVLIN LEE
5-10 • 187 • Jr.-2L
South Daytona, Fla.
(Mainland HS)

GAME-BY-GAME NOTES

ASU: Had one tackle. **WF:** Did not record any stats. **ISU:** Did not record any stats. **UT:** Did not record any stats.

CAREER STATS - DEFENSE

Year	G/GS	UA-AT-TT	TFL	Sack	INT	PB	FF	FR
2014	4/0	1-0-1	0-0-0	0-0-0	0	0	0	0

CAREER HIGHS - Tackles: 1, at Arkansas St. (9/20/14)

CAREER STATS - RUSHING

Year	G/GS	Rush	Yds	Avg	TD	Long
2012	11/0	29	130	4.5	0	24
2013	12/0	14	54	3.9	0	19
TOTAL	23/0	43	184	4.3	0	24

CAREER HIGHS - Rushes: 9, at UTSA (10/27/12); Yards: 46, vs. New Mexico St. (10/20/12); Long Rush: 24, vs. New Mexico St. (10/20/12); TD: 0.

CAREER STATS - RECEIVING

Year	Rec	Yds	Avg	TD	Long
2012	2	42	21.0	0	37
2013	0	0	0.0	0	0
TOTAL	2	42	21.0	0	37

CAREER HIGHS - Catches: 2, at UTSA (10/27/12); Yards: 42, at UTSA (10/27/12) Long Catch: 37, at UTSA (10/27/12); TD: 0.



11
WR

BRANDON SWINDALL
6-4 • 198 • Jr.-2L
Oklahoma City, Okla.
(Millwood HS)

GAME-BY-GAME NOTES

ASU: Did not play. **WF:** Did not play. **ISU:** Did not record any stats. **UT:** Tied his career-high with five receptions for 37 yards.

CAREER STATS - RECEIVING

Year	G/GS	Rec	Yds	Avg	TD	Long
2012	8/0	3	19	6.3	0	9
2013	13/5	29	285	9.8	6	32
2014	2/2	5	37	7.4	0	13
TOTAL	23/7	37	341	9.2	6	32

CAREER HIGHS - Catches: 5, three times; Yards: 79, at San Jose St. (9/27/13); Long Catch: 32, at San Jose St. (9/27/13); TD: 2, at Utah (8/29/13).



12
QB

CRAIG HARRISON
6-2 • 203 • Sr.-2L
Grantsville, Utah
(Grantsville HS)
(Snow College)

GAME-BY-GAME NOTES

ASU: Did not play. **WF:** Did not play. **ISU:** Did not record any stats. **UT:** Did not play.

CAREER STATS - PASSING

Year	G/GS	Att	Cmp	Int	Pct	Yds	TD	LG	EFF
2012	7/0	9	8	0	.889	63	0	37	147.7
2013	9/1	74	35	1	.473	434	2	56	102.8
2014	1/0	0	0	0	.000	0	0	0	0.0
TOTAL	17/1	83	43	1	.518	497	2	56	107.7

CAREER HIGHS - Att: 41, vs. BYU (10/4/13); Comp: 18, vs. BYU (10/4/13); Yards: 185, vs. BYU (10/4/13); Long Pass: 56, vs. Weber St. (9/14/13); TD: 1, twice.

CAREER STATS - RUSHING

Year	Rush	Yds	Avg	TD	Long
2012	3	-2	-0.7	0	5
2013	12	69	5.8	0	22
2014	0	0	0.0	0	0
TOTAL	15	67	4.5	0	22

CAREER HIGHS - Rushes: 6, vs. BYU (10/4/13); Yards: 38, vs. BYU (10/4/13); Long Rush: 22, vs. Boise St. (10/12/13).



13
CB

JALEN DAVIS
5-10 • 160 • Fr.-HS
La Mesa, Calif.
(Helix HS)

GAME-BY-GAME NOTES

ASU: Had two tackles and one pass breakup. **WF:** Had two tackles, one pass breakup and one QB hurry. **ISU:** Had two interceptions, including returning one 44 yards for a TD... Also recorded one tackle and one pass breakup. **UT:** Started his first career game and had four tackles.

CAREER STATS - DEFENSE

Year	G/GS	UA-AT-TT	TFL	Sack	INT	PB	FF	FR
2014	4/4	5-4-9	0-0-0	0-0	2-65	3	0	0

CAREER HIGHS - Tackles: 4, at Tennessee (8/31/14); INT: 2, vs. Idaho St. (9/6/14); PB: 1, three times; TD: 1, vs. Idaho St. (9/6/14); QBH: 1, vs. Wake Forest (9/13/14).



14
WR

SHAAN JOHNSON
6-1 • 190 • Sr.-1L
Cerritos, Calif.
(Gahr HS)

GAME-BY-GAME NOTES

ASU: Did not play. **WF:** Did not play. **ISU:** Did not play. **UT:** Did not play.

CAREER STATS - RECEIVING

Year	G/GS	Rec	Yds	Avg	TD	Long
2013	14/2	7	72	10.3	1	34
2014	0/0	0	0	0.0	0	0
TOTAL	14/2	7	72	10.3	1	34

CAREER HIGHS - Catches: 4, vs. Weber St. (9/14/13); Yards: 48, vs. Weber St. (9/14/13); Long Catch: 34, vs. Weber St. (9/14/13); TD: 1, at UNLV (11/9/13).



15
CB

TYLER FLOYD
5-9 • 185 • Jr.-JC
Orlando, Fla.
(Bishop Moore HS)
(Fullerton CC)

GAME-BY-GAME NOTES

ASU: Did not record any stats. **WF:** Did not record any stats. **ISU:** Had one tackle. **UT:** Did not record any stats.


CAREER STATS - DEFENSE

Year	G/GS	UA-AT-TT	TFL	Sack	INT	PB	FF	FR
2014	4/0	1-0-0	0-0-0	0-0	0-0	0	0	0

CAREER HIGHS - Tackles: 1, vs. Idaho St. (9/6/14).



2014 UTAH STATE FOOTBALL PLAYER PROFILES

16
QB

CHUCKIE KEETON
6-2 • 200 • Sr.-3L
Houston, Texas
(Cypress Creek HS)

GAME-BY-GAME NOTES

ASU: Did not play. **WF:** Was 20-of-27 passing for 166 yards with one TD and one INT... Also carried the ball four times for -5 yards. **ISU:** Was 13-of-30 passing for 116 yards with one INT... Also rushed for 74 yards on eight carries with one TD. **UT:** Was 18-of-35 passing for 144 yards with one TD and two INTs... Also carried the ball eight times for 12 yards.

CAREER STATS - PASSING

Year	G/GS	Att	Cmp	Int	Pct	Yds	TD	LG	EFF
2011	9/8	174	106	2	60.9	1200	11	53	137.4
2012	13/13	407	275	9	67.6	3373	27	86	154.7
2013	6/6	196	136	2	69.4	1388	18	42	157.1
2014	3/3	92	51	4	55.4	426	2	37	116.5
TOTAL	31/30	869	568	17	65.4	6387	58	86	145.2

CAREER HIGHS - Att: 42, at San Jose St. (9/27/13); **Comp:** 32, at Air Force (9/7/13); **Yards:** 404, vs. UNLV (9/29/12); **TD:** 5, three times; **Long Pass:** 86, at Louisiana Tech (11/17/12).


CAREER STATS - RUSHING

Year	Rush	Yds	Avg	TD	Long
2011	68	293	4.3	4	38
2012	129	619	4.8	8	76
2013	55	241	4.4	2	30
2014	20	81	4.1	1	26
TOTAL	272	1234	4.5	15	76

CAREER HIGHS - Rushes: 17, twice; **Yards:** 121, at Louisiana Tech (11/17/12); **TD:** 2, three times; **Long Rush:** 76, vs. New Mexico St. (10/20/12).

CAREER STATS - TOTAL OFFENSE

Year	Rush	Pass	Total	Avg/G
2011	293	1200	1493	165.9
2012	619	3373	3992	307.1
2013	241	1388	1629	271.5
2014	81	426	507	169.0
TOTAL	1234	6387	7621	245.8



16
LB

ANTHONY WILLIAMS
6-3 • 220 • Jr.-JC
Philadelphia, Pa.
(Upper Dublin HS)
(LA Pierce CC)

GAME-BY-GAME NOTES

ASU: Did not record any stats. **WF:** Did not record any stats. **ISU:** Did not record any stats. **UT:** Did not record any stats.

CAREER STATS - DEFENSE

Year	G/GS	UA-AT-TT	TFL	Sack	INT	PB	FF	FR
2014	4/0	0-0-0	0-0-0	0-0-0	0-0	0	0	0

CAREER HIGHS - NA



17
CB

DESHANE HINES
5-10 • 180 • Jr.-JC
Fremont, Calif.
(American HS)
(San Mateo JC)


GAME-BY-GAME NOTES

ASU: Did not record any stats. **WF:** Did not record any stats. **ISU:** Did not record any stats. **UT:** Did not record any stats.

CAREER STATS - DEFENSE

Year	G/GS	UA-AT-TT	TFL	Sack	INT	PB	FF	FR
2014	4/0	0-0-0	0-0-0	0-0-0	0-0	0	0	0

CAREER HIGHS - NA



18
WR

RONALD BUTLER
6-0 • 185 • Sr.-1L
Jersey City, N.J.
(Lincoln HS)
(Contra Costa CC)

GAME-BY-GAME NOTES

ASU: Tied his career-high with five receptions for a season-best 80 yards, including his first TD of the season from 41 yards. **WF:** Had four receptions for 58 yards and threw his first career TD pass from 44 yards. **ISU:** Had one catch for seven yards. **UT:** Had three receptions for 29 yards.

CAREER STATS - RECEIVING

Year	G/GS	Rec	Yds	Avg	TD	Long
2013	13/2	24	346	15.6	3	48
2014	4/3	13	174	13.4	1	42
TOTAL	17/5	37	520	14.1	4	48

CAREER HIGHS - Catches: 5, three times; **Yards:** 145, at Fresno St. (12/7/13); **Long Catch:** 48, at Fresno St. (12/7/13); **TD:** 1, four times.



19
LB

IAN TOGIAI
6-2 • 230 • Fr.-HS
West Valley City, Utah
(Hunter HS)

GAME-BY-GAME NOTES

ASU: Did not record any stats. **WF:** Did not record any stats. **ISU:** Did not record any stats. **UT:** Did not record any stats.

CAREER STATS - DEFENSE

Year	G/GS	UA-AT-TT	TFL	Sack	INT	PB	FF	FR
2014	3/0	0-0-0	0-0-0	0-0-0	0-0	0	0	0

CAREER HIGHS - NA



20
RB

RASHAD HALL
6-1 • 200 • Jr.-RS
Lynchburg, Va.
(Britain Academy)
(Contra Costa CC)

GAME-BY-GAME NOTES

ASU: Had 10 carries for 56 yards. **WF:** Rushed for 14 yards on 11 carries... Also recorded his first career reception. **ISU:** Had a career-high 11 rushes for a career-best 69 yards, highlighted by his first career TD on a 5-yard run... Also had a career-long rush of 20 yards. **UT:** Had one rush for two yards.

CAREER STATS - RUSHING

Year	G/GS	Rush	Yds	Avg	TD	Long
2014	4/1	33	141	4.3	1	20

CAREER HIGHS - Rushes: 11, vs. Idaho St. (9/6/14); **Yards:** 69, vs. Idaho St. (9/6/14); **Long Rush:** 20, vs. Idaho St. (9/6/14); **TD:** 1, vs. Idaho St. (9/6/14).



21
RB

LAJUAN HUNT
5-8 • 185 • Fr.-HS
Fort Lauderdale, Fla.
(University HS)

GAME-BY-GAME NOTES

ASU: Carried the ball a season-high 11 times for a season-best 48 yards... Also had a season-high three receptions for a season-best 15 yards. **WF:** Had six carries for 10 yards. **ISU:** Had seven carries for 28 yards, including a career-long rush of 10 yards... Also caught his first pass for 19 yards. **UT:** Had four carries for 17 yards.

CAREER STATS - RUSHING


Year	G/GS	Rush	Yds	Avg	TD	Long
2014	4/0	28	103	3.7	0	16

CAREER HIGHS - Rushes: 11, vs. Arkansas St. (9/20/14); **Yards:** 48, vs. Arkansas St. (9/6/14); **Long Rush:** 16, vs. Arkansas St. (9/6/14).

CAREER STATS - RECEIVING

Year	Rec	Yds	Avg	TD	Long
2014	4	34	8.5	0	19

CAREER HIGHS - Catches: 3, vs. Arkansas St. (9/6/14); **Yards:** 19, vs. Idaho St. (9/6/14); **Long Catch:** 19, vs. Idaho St. (9/6/14).



21
FS

BRIAN SUITE
6-3 • 205 • Sr.-2L
Honolulu, Hawaii
(Punahou HS)

GAME-BY-GAME NOTES

ASU: Had four tackles. **WF:** Had seven tackles and one pass breakup. **ISU:** Recorded a season-high six tackles, including 0.5 TFL, to go along with one INT. **UT:** Had four tackles and one pass breakup.

CAREER STATS - DEFENSE

Year	G/GS	UA-AT-TT	TFL	Sack	INT	PB	FF	FR
2012	13/12	30-43-73	0-0-0	0-0-0	1-10	6	0	0
2013	14/14	37-40-77	1-0-1	0-0-0	5-0	6	1	2
2014	4/4	9-12-21	0-5-0	0-0-0	1-0	2	0	0
TOTAL	30/29	80-95-171	1-5-1	0-0-0	7-10	14	1	2

CAREER HIGHS - Tackles: 13, at Wisconsin (9/15/12); **PBU:** 2, vs. Weber St. (9/14/13); **INT:** 2, at Fresno St. (12/7/13).



22
CB

BRYANT HAYES
5-9 • 175 • Jr.-JC
Compton, Calif.
(Compton HS)
(San Mateo JC)

GAME-BY-GAME NOTES

ASU: Did not record any stats. **WF:** Did not play. **ISU:** Had a career-high six tackles, including one TFL, and a career-best three pass breakups. **UT:** Had two tackles.

CAREER STATS - DEFENSE

Year	G/GS	UA-AT-TT	TFL	Sack	INT	PB	FF	FR
2014	3/2	5-3-8	1-0-1	0-0-0	0-0	3	0	0

CAREER HIGHS - Tackles: 6, vs. Idaho St. (9/6/14); **PBU:** 3, vs. Idaho St. (9/6/14); **TFL:** 1, vs. Idaho St. (9/6/14).





2014 UTAH STATE FOOTBALL PLAYER PROFILES



23
LB

MICHAEL OKONKWO
6-1 • 222 • Jr.-2L
Chandler, Ariz.
(Chandler HS)

GAME-BY-GAME NOTES

ASU: Had one tackle. **WF:** Did not record any stats. **ISU:** Did not record any stats. **UT:** Had one tackle.

CAREER STATS - DEFENSE

Year	G/GS	UA-AT-TT	TFL	Sack	INT	PB	FF	FR
2012	11/0	2-4-6	1.0-4	1.0-4	0-0	0	0	0
2013	5/0	0-1-1	0.0-0	0.0-0	0-0	0	0	0
2014	4/0	2-0-2	0.0-0	0.0-0	0-0	0	0	0

TOTAL 20/0 4-5-9 1.0-4 1.0-4 0-0 0 0 0

CAREER HIGHS - Tackles: 2, vs. New Mexico St. (10/20/12); **Sack:** 1, vs. New Mexico St. (10/20/12).



24
S

MARWIN EVANS
6-1 • 195 • Jr.-RS
Milwaukee, Wis.
(Oak Creek HS)
(Highland CC)

GAME-BY-GAME NOTES

ASU: Did not record any stats. **WF:** Did not record any stats. **ISU:** Had one tackle. **UT:** Did not record any stats.

CAREER STATS - DEFENSE

Year	G/GS	UA-AT-TT	TFL	Sack	INT	PB	FF	FR
2014	4/0	0-1-1	0.0-0	0.0-0	0-0	0	0	0

CAREER HIGHS - Tackles: 1, vs. Idaho St. (9/6/14).



25
WR

HAYDEN WEICHERS
6-0 • 170 • Fr.-RS
South Jordan, Utah
(Bingham HS)

GAME-BY-GAME NOTES

ASU: Had one reception for six yards. **WF:** Had one catch for nine yards. **ISU:** Had one reception for zero yards and three punt returns for zero yards. **UT:** Did not record any stats.

CAREER STATS - RECEIVING

Year	G/GS	Rec	Yds	Avg	TD	Long
2014	3/0	3	15	5.0	0	9

CAREER HIGHS - Catches: 1, three times; **Yards:** 9, vs. Wake Forest (9/13/14); **Long Catch:** 9 vs. Wake Forest (9/13/14).

CAREER STATS - PUNT RETURNS

Year	Ret	Yds	Avg	TD	Long
2014	3	0	0.0	0	1

CAREER HIGHS - Returns: 3, vs. Idaho St. (9/6/14).



26
RB

KENNEDY WILLIAMS
5-8 • 160 • So.-1L
Las Vegas, Nev.
(Valley HS)

GAME-BY-GAME NOTES

ASU: Had three carries for 21 yards and caught one pass for -1 yards... Returned two kickoffs for 42 yards... **WF:** Returned three kickoffs for 72 yards... **ISU:** Had two carries for a career-best 43 yards, including a career-long rush of 34 yards... Also returned one kickoff for 16 yards. **UT:** Returned six kickoffs for 121 yards.

CAREER STATS - RUSHING

Year	G/GS	Rush	Yds	Avg	TD	Long
2013	10/0	21	68	3.2	0	20
2014	4/0	5	64	12.8	0	34

TOTAL 14/0 26 132 5.1 0 34

CAREER HIGHS - Rushes: 6, twice; **Yards:** 43, vs. Idaho St. (9/6/14); **Long Rush:** 34, vs. Idaho St. (9/6/14).

CAREER STATS - RECEIVING

Year	Rec	Yds	Avg	TD	Long
2013	3	9	3.0	0	5
2014	1	-1	-1.0	0	-1

TOTAL 4 8 2.0 0 5

CAREER HIGHS - Catches: 1, four times; **Yards:** 5, vs. Boise St. (10/12/13).

CAREER STATS - KICKOFF RETURNS

Year	Ret	Yds	Avg	TD	Long
2013	1	44	44.0	0	44
2014	12	251	20.9	0	36

TOTAL 13 295 22.7 0 44

CAREER HIGHS - Returns: 6, at Tennessee (8/31/14); **Yards:** 121, at Tennessee (8/31/14); **Long Return:** 44, vs. Weber St. (9/14/13).



31
CB

JENTZ PAINTER
5-8 • 170 • So.-SQ
Riverton, Utah
(Riverton HS)

GAME-BY-GAME NOTES

ASU: Did not record any stats. **WF:** Did not record any stats. **ISU:** Had one tackle. **UT:** Did not record any stats.

CAREER STATS - DEFENSE

Year	G/GS	UA-AT-TT	TFL	Sack	INT	PB	FF	FR
2014	4/0	0-1-1	0.0-0	0.0-0	0-0	0	0	0

CAREER HIGHS - Tackles: 1, vs. Idaho St. (9/6/14).



32
RB

JOE HILL
5-11 • 190 • Sr.-3L
Fullerton, Calif.
(Fullerton HS)

GAME-BY-GAME NOTES

ASU: Did not play. **WF:** Was held to -4 yards on two carries. **ISU:** Had 15 carries for 69 yards and one TD from 1-yard. **UT:** Had nine carries for 32 yards and caught two passes for one yard.

CAREER STATS - RUSHING

Year	G/GS	Rush	Yds	Avg	TD	Long
2011	7/0	7	24	3.4	1	14
2012	12/3	43	269	6.3	7	33
2013	5/5	53	252	4.8	1	24
2014	3/3	26	87	3.3	1	17

TOTAL 27/11 129 632 4.9 10 33

CAREER HIGHS - Rushes: 18, at Utah (8/29/13); **Yards:** 116, vs. Southern Utah (8/30/12); **TD:** 3, vs. Southern Utah (8/30/12); **Long Rush:** 33, vs. Southern Utah (8/30/12).

CAREER STATS - RECEIVING

Year	Rec	Yds	Avg	TD	Long
2011	2	26	13.0	0	23
2012	10	183	18.3	2	65
2013	13	94	7.2	1	20
2014	2	1	0.5	0	2

TOTAL 27 304 11.3 3 65

CAREER HIGHS - Catches: 7, at Utah (8/29/13); **Yards:** 88, vs. UNLV (9/29/12); **Long Catch:** 65, vs. UNLV (9/29/12); **TD:** 1, three times.



33
TE

JEFFERSON COURT
6-3 • 238 • Sr.-1L
Alta, Utah
(Alta HS)
(BYU)

GAME-BY-GAME NOTES

ASU: Did not record any stats. **WF:** Had a career-high two receptions for seven yards, and caught his first career TD pass from 6 yards. **ISU:** Tied his career-high with one reception for a career long 10 yards. **UT:** Did not record any stats.

CAREER STATS - RECEIVING


Year	G/GS	Rec	Yds	Avg	TD	Long
2013	13/0	1	5	5.0	0	5
2014	4/1	3	17	5.7	1	10

TOTAL 17/1 4 22 5.5 1 10

CAREER HIGHS - Catches: 2, vs. Wake Forest (9/13/14); **Yards:** 10, vs. Idaho St. (9/6/14); **TD:** 1, vs. Wake Forest (9/13/14).



2014 UTAH STATE FOOTBALL PLAYER PROFILES

36
K

JAKE THOMPSON
6-0 • 200 • So.-1L
Logan, Utah
(Logan HS)

GAME-BY-GAME NOTES

ASU: Kicked off three times for an average of 64.7 yards... Attempted a 45-yard FG. **WF:** Kicked off six times for an average of 58.5 yards with three touchbacks. **ISU:** Kicked off eight times for an average of 61.1 yards with three touchbacks... Attempted a 54-yard FG. **UT:** Kicked off two times for an average of 64.5 yards... Also attempted a 48-yard FG.

CAREER STATS - KICKOFFS

Year	G	No	Yds	Avg	TB
2013	14	86	5465	63.5	42
2014	4	19	1163	61.2	6
TOTAL	18	105	6628	63.1	48

CAREER STATS - KICKING


Year	FGM-A	Pct	1-19	20-29	30-39	40-49	50+
2013	1-3	.333	0-0	0-0	0-0	0-0	1-3
2014	0-3	.000	0-0	0-0	0-0	0-2	0-1
TOTAL	1-6	.167	0-0	0-0	0-0	0-2	1-4

CAREER HIGHS - FG: 1, vs. Hawai'i (11/2/13); **Long:** 52, vs. Hawai'i (11/2/13).

CAREER STATS - SCORING

Year	G	PAT	FG	Total	Avg/G
2013	14	0	1	3	0.2
2014	4	0	0	0	0.0
TOTAL	18	0	1	4	0.2

CAREER HIGHS - PTS: 3, vs. Hawai'i (11/2/13).



37
S

DEVIN CENTERS
5-9 • 190 • So.-1L
Chandler, Ariz.
(Chandler HS)

GAME-BY-GAME NOTES

ASU: Recorded a career-high 11 tackles, including a career-best 2.5 TFL and a career-high tying 1.0 sack... Recovered one fumble. **WF:** Recorded four tackles, including 1.0 sack, to go along with one QB hurry... Also returned a fumble 47 yards for his first career TD. **ISU:** Had a career-high 10 tackles, to go along with his first career sack and pass breakup. **UT:** Recorded nine tackles.

CAREER STATS - DEFENSE

Year	G/GS	UA-AT-TT	TFL	Sack	INT	PB	FF	FR
2013	13/0	1-2-3	0.0-0	0.0-0	0-0	0	0	0
2014	4/4	22-12-34	4.5-25	3.0-20	0-0	1	0	2
TOTAL	16/3	23-14-37	4.5-25	3.0-20	0-0	1	0	2

CAREER HIGHS - Tackles: 11, at Arkansas St. (9/20/14); **TFL:** 2.5, at Arkansas St. (9/20/14); **Sacks:** 1, three times; **PBU:** 1, vs. Idaho St. (9/6/14); **Blocks:** 1, twice; **QBH:** 1, vs. Wake Forest (9/13/14); **TD:** 1, vs. Wake Forest (9/13/14).



38
P

JARON BENTRUDE
6-1 • 209 • Sr.-3L
Draper, Utah
(Juan Diego HS)

GAME-BY-GAME NOTES

ASU: Punted eight times for an average of 34.4 yards... Had three punts downed inside the 20-yard line and one punt downed inside the 10-yard line. **WF:** Punted six times for an average of 44.0 yards with a season long 52-yard punt... Had three punts downed inside the 20-yard line and one punt downed inside the 10-yard line. **ISU:** Punted seven times for an average of 40.6 yards with a season long of 50 yards... Had six punts downed inside the 20-yard line and one downed inside the 10-yard line. **UT:** Punted eight times for an average of 37.8 yards with a long of 47 yards... Had one punt downed inside the 20-yard line.

CAREER STATS - KICKOFFS

Year	G	No	Yds	Avg	TB
2011	4	9	578	64.2	2
2012	13	71	4477	63.1	26
2013	14	0	0	0.0	0
2014	4	0	0	0.0	0
TOTAL	35	80	5055	63.2	28

CAREER STATS - PUNTS

Year	No	Yds	Avg	LG	I20
2011	0	0	0.0	0	0
2012	2	58	29.0	39	0
2013	73	2903	39.8	64	31
2014	29	1125	38.8	52	13
TOTAL	104	4086	39.3	64	44

CAREER HIGHS - Punts: 10, vs. BYU (10/4/13); **Avg:** 45.0, vs. Northern Illinois (12/26/13); **Long:** 64, vs. BYU (10/4/13); **I20:** 8, vs. Colorado St. (11/23/13).



39
LB

TORREY GREEN
6-2 • 220 • Jr.-1L
Riverside, Calif.
(Rubidoux HS)


GAME-BY-GAME NOTES

ASU: Tied his career-high with 1.0 sack to go along with a career-best two QB hurries. **WF:** Had a career-high six tackles, including a career-best 2.5 TFL and his first career sack. **ISU:** Had four tackles, including 1.5 TFL... Also forced and recovered his first career fumble to go along with one QB hurry. **UT:** Recorded four tackles.

CAREER STATS - DEFENSE

Year	G/GS	UA-AT-TT	TFL	Sack	INT	PB	FF	FR
2013	7/0	2-5-7	1.0-1	0.0-0	0-0	0	0	0
2014	4/0	6-9-15	5.0-14	2.0-10	0-0	0	1	1
TOTAL	11/0	8-14-22	6.0-15	2.0-10	0-0	0	1	1

CAREER HIGHS - Tackles: 6, vs. Wake Forest (9/13/14); **TFL:** 2.5, vs. Wake Forest (9/13/14); **Sack:** 1.0, twice; **QBH:** 2, vs. Arkansas St. (9/20/14).



41
LB

NICK VIGIL
6-2 • 230 • So.-1L
Plain City, Utah
(Fremont HS)


GAME-BY-GAME NOTES

ASU: Recorded eight tackles including 1.0 TFL... Forced one fumble. **WF:** Had nine tackles, including 2.5 TFL and 1.0 sack... Added one pass breakup, three QB hurries and forced fumble that was returned for a TD. **ISU:** Had eight tackles to go along with one pass breakup and one QB hurry. **UT:** Recorded a career-best 15 tackles, which included 1.0 sack and 2.0 tackles for loss.

CAREER STATS - DEFENSE

Year	G/GS	UA-AT-TT	TFL	Sack	INT	PB	FF	FR
2013	14/4	22-35-57	8.5-61	5.5-52	1-0	1	0	0
2014	4/4	22-18-40	5.5-22	2.0-13	0-0	2	2	0
TOTAL	18/8	44-53-97	14.0-83	7.5-65	1-0	3	2	0

CAREER HIGHS - Tackles: 15, at Tennessee (8/31/14); **TFL:** 4.0, vs. Wyoming (11/30/13); **Sacks:** 3.5, vs. Wyoming (11/30/13); **FF:** 1, twice; **QBH:** 3, vs. Wake Forest (9/13/14).



42
LB

La'BRADFORD HAROLD
5-11 • 225 • Jr.-2L
Crowley, Texas
(Crowley HS)


GAME-BY-GAME NOTES

ASU: Did not play. **WF:** Did not record any stats. **ISU:** Did not record any stats. **UT:** Did not record any stats.

CAREER STATS - DEFENSE

Year	G/GS	UA-AT-TT	TFL	Sack	INT	PB	FF	FR
2012	8/0	2-0-2	1.0-1	0.0-0	1-0	0	0	0
2013	7/0	0-5-5	0.0-0	0.0-0	0-0	1	0	0
2014	3/0	0-0-0	0.0-0	0.0-0	0-0	0	0	0
TOTAL	18/0	2-5-7	1.0-1	0.0-0	1-0	1	0	0

CAREER HIGHS - Tackles: 5, vs. Weber St. (9/14/13); **TFL:** 1, vs. Southern Utah (8/30/12); **INT:** 1, vs. Southern Utah (8/30/12); **PBU:** 1, at Air Force (9/7/13).



45
LB

JAROM BALDOMERO
6-0 • 230 • Jr.-1L
Kailua, Hawaii
(Iolani HS)
(Foothill JC)

GAME-BY-GAME NOTES

ASU: Did not record any stats. **WF:** Did not record any stats. **ISU:** Had two tackles. **UT:** Had two tackles, including one for loss.

CAREER STATS - DEFENSE

Year	G/GS	UA-AT-TT	TFL	Sack	INT	PB	FF	FR
2013	13/0	1-7-8	0.0-0	0.0-0	0-0	0	0	0
2014	4/0	1-3-4	1.0-5	0.0-0	0-0	0	0	0
TOTAL	17/0	2-10-12	1.0-5	0.0-0	0-0	0	0	0

CAREER HIGHS - Tackles: 5, vs. Weber St. (9/14/13); **TFL:** 1.0, at Tennessee (8/31/14).





2014 UTAH STATE FOOTBALL PLAYER PROFILES



46
\$

FRANKIE SUTERA
6-1 • 201 • Sr.-3L
Murray, Utah
(Juan Diego HS)


GAME-BY-GAME NOTES

ASU: Had six tackles and one INT to go along with one QB hurry. **WF:** Had a career-high nine tackles to go along with his first career forced fumble... Also had one QB hurry and one INT that he returned 24 yards. **ISU:** Had two tackles, including 0.5 TFL. **UT:** Had three tackles.

CAREER STATS - DEFENSE

Year	G/GS	UA-AT-TT	TFL	Sack	INT	PB	FF	FR
2011	10/0	0-6-6	0.0-0	0.0-0	0-0	1	0	0
2012	13/1	5-12-17	1.0-3	1.0-3	0-0	1	0	0
2013	14/1	10-19-29	0.0-0	0.0-0	1-6	0	0	0
2014	4/2	10-10-20	0.5-1	0.0-0	2-24	0	1	0
TOTAL	40/2	25-47-72	1.5-4	1.0-3	3-85	2	1	0

CAREER HIGHS - Tackles: 9, vs. Wake Forest (9/13/14); **Sack:** 1.0, at Colorado St. (9/22/12); **INT:** 1, three times; **PBU:** 1, twice; **TFL:** 1.0, at Colorado St. (9/22/12); **FF:** 1, vs. Wake Forest (9/13/14).



52
DE

JOHN TAYLOR
6-2 • 270 • Jr.-3C
Colton, Calif.
(Colton HS)
(Riverside CC)

GAME-BY-GAME NOTES

ASU: Had a career high two tackles and one QB hurry. **WF:** Had a career-high two QB hurries. **ISU:** Had one tackle. **UT:** Did not record any stats.

CAREER STATS - DEFENSE

Year	G/GS	UA-AT-TT	TFL	Sack	INT	PB	FF	FR
2014	4/0	2-1-3	0.0-0	0.0-0	0-0	0	0	0

CAREER HIGHS - Tackles: 2, vs. Arkansas St. (9/20/14); **QBH:** 2, vs. Wake Forest (9/13/14).



53
LB

ZACH VIGIL
6-2 • 240 • Sr.-3L
Clearfield, Utah
(Clearfield HS)


GAME-BY-GAME NOTES

ASU: Had a career high 14 tackles, which included a career-high tying 3.0 TFL and a career-high tying 2.0 sacks... Also had one pass breakup. **WF:** Was named the MW Defensive Player of the Week as he had four tackles, including a season-high 2.5 TFL... Also had a career-high four QB hurries to go along one pass breakup and recorded his first INT of the season and second of his career that he returned 35 yards for his first career TD. **ISU:** Had nine tackles, including 0.5 TFL. **UT:** Recorded 10 tackles.

CAREER STATS - DEFENSE

Year	G/GS	UA-AT-TT	TFL	Sack	INT	PB	FF	FR
2011	4/0	3-1-4	1.0-1	0.0-0	0-0	0	0	0
2012	13/13	34-71-105	9.5-41	5.5-37	0-0	1	1	0
2013	14/14	47-77-124	12.5-23	2.0-8	1-0	1	2	2
2014	4/4	22-15-37	6.0-19	2.0-7	1-35	2	0	0
TOTAL	35/31	106-164-270	29.0-84	9.5-52	2-35	4	3	2

CAREER HIGHS - Tackles: 14, at Arkansas St. (9/20/14); **TFL:** 3.0, twice; **Sacks:** 2.0, twice; **QBH:** 4, vs. Wake Forest (9/13/14); **Block:** 1, vs. Utah (9/7/12); **INT:** 1, twice; **TD:** 1, vs. Wake Forest (9/13/14).



58
LS

SALANOA GALEA'I
6-0 • 200 • Jr.-TR
Eules, Texas
(Eules Trinity HS)
(Louisiana-Monroe)


GAME-BY-GAME NOTES

ASU: Did not record any stats. **WF:** Did not record any stats. **ISU:** Did not record any stats. **UT:** Did not record any stats.

CAREER STATS - DEFENSE

Year	G/GS	UA-AT-TT	TFL	Sack	INT	PB	FF	FR
2014	4/0	0-0-0	0.0-0	0.0-0	0-0	0	0	0

CAREER HIGHS - NA




59
OC

AUSTIN STEPHENS
6-3 • 290 • So.-RS
West Des Moines, Iowa
(Valley HS)
(Iowa Western CC)

GAME-BY-GAME NOTES

ASU: Graded out at 84 percent, including 78 percent in technique, 89 percent in assignment and 86 percent in effort... Had three knockdowns. **WF:** Graded out at 84 percent, including 75 percent in technique, 93 percent in assignment and 82 percent in effort... Had two knockdowns. **ISU:** Graded out at 79 percent, including 76 percent in technique and 91 percent in assignment... Had three knockdowns. **UT:** Graded out at 81 percent, including 73 percent in technique and 93 percent in assignment... Had one knockdown.




60
OC

JOE SUMMERS
6-2 • 294 • Sr.-2L
Tremonton, Utah
(Bear River HS)
(Snow College)

GAME-BY-GAME NOTES

ASU: Did not play. **WF:** Did not play. **ISU:** Played five snaps and graded out at 80 percent, including 100 percent in assignment. **UT:** Did not play.




62
OL

BRYCE WALKER
6-8 • 303 • Sr.-2L
Pleasant Grove, Utah
(Pleasant Grove HS)

GAME-BY-GAME NOTES

ASU: Did not play. **WF:** Played on special teams. **ISU:** Played five snaps and graded out at 100 percent, including 120 percent in assignment... Had two knockdowns. **UT:** Played on special teams.



65
OL

AUSTIN ALBRECHT
6-5 • 287 • So.-SQ
Sandy, Utah
(Alta HS)

GAME-BY-GAME NOTES

ASU: Played on special teams. **WF:** Played on special teams. **ISU:** Played 12 snaps and graded out at 72 percent, including 83 percent in effort... Had one knockdown. **UT:** Played four snaps and graded out at 75 percent, including 100 percent in assignment and effort... Had two knockdowns.




67
OL

BRANDON TAUKEIAHO
6-4 • 321 • Fr.-RS
South Jordan, Utah
(Bingham HS)

GAME-BY-GAME NOTES

ASU: Did not play. **WF:** Did not play. **ISU:** Played five snaps and graded out at 87 percent, including 80 percent in both technique and assignment, and 100 percent in effort... Had two knockdowns. **UT:** Did not play.




68
OL

BILL VAVAU
6-4 • 314 • Sr.-1L
Salt Lake City, Utah
(Jordan HS)
(Snow College)

GAME-BY-GAME NOTES

ASU: Graded out at 82 percent, including 71 percent in technique, 94 percent in assignment and 82 percent in effort... Had two knockdowns. **WF:** Graded out at 81 percent in assignment. **ISU:** Graded out at 72 percent, including 89 percent in assignment... Had seven knockdowns. **UT:** Graded out at 73 percent, including 83 percent in assignment... Had three knockdowns.



70
NG

TRAVIS SEEFELDT
6-2 • 302 • Jr.-2L
Sun City, Ariz.
(Liberty HS)


GAME-BY-GAME NOTES

ASU: Had 1.0 TFL. **WF:** Had one tackle, including 0.5 TFL, to go along with his first career pass breakup. **ISU:** Tied his career-high with three tackles to go along with one QB hurry. **UT:** Tied his career-high with three tackles, including tying his career-high with 1.0 sack... Also had one QB hurry.

CAREER STATS - DEFENSE

Year	G/GS	UA-AT-TT	TFL	Sack	INT	PB	FF	FR
2012	13/0	2-8-10	0.0-0	0.0-0	0-0	0	0	1
2013	12/0	3-6-9	3.5-12	2.0-11	0-0	0	0	0
2014	4/0	3-5-8	2.5-11	1.0-9	0-0	1	0	0
TOTAL	19/0	8-19-27	6.0-23	3.0-20	0-0	1	0	1

CAREER HIGHS - Tackles: 3, three times; **Sacks:** 1, three times; **TFL:** 1.0, four times; **QBH:** 1, twice; **PBU:** 1, vs. Wake Forest (9/13/14).




72
OT

TYSHON MOSLEY
6-5 • 305 • Fr.-RS
Sandy, Utah
(Jordan HS)

GAME-BY-GAME NOTES

ASU: Graded out at 81 percent, including 88 percent in assignment and 85 percent in effort... Had four knockdowns. **WF:** Graded out at 75 percent, including 88 percent in assignment... Had two knockdowns. **ISU:** Played 10 snaps and graded out at 80 percent, including 90 percent in assignment and 80 percent in effort... Had one knockdown. **UT:** Played 15 snap on the offensive line.



74
OT

KEVIN WHIMPEY
6-5 • 295 • Sr.-2L
Highland, Utah
(Lone Peak HS)
(Idaho State)

GAME-BY-GAME NOTES

ASU: Graded out at 89 percent, including 82 percent in technique, 98 percent in assignment and 88 percent in effort... Had two knockdowns. **WF:** Graded out at 80 percent, including 72 percent in technique, 86 percent in assignment and 84 percent in effort... Had three knockdowns. **ISU:** Graded out at 90 percent, including 80 percent in technique, 93 percent in assignment and 97 percent in effort... Had 16 knockdowns. **UT:** Graded out at 83 percent, including 83 percent in effort and 95 percent in assignment... Had five knockdowns.




75
OG

TAANI FISILAU
6-2 • 293 • Jr.-2L
Glendale, Utah
(Cottonwood HS)

GAME-BY-GAME NOTES

ASU: Graded out at 73 percent, including 89 percent in assignment... Had one knockdowns. **WF:** Graded out at 76 percent, including 71 percent in technique and 89 percent in assignment... Had two knockdowns. **ISU:** Graded out at 75 percent, including 70 percent in technique and 87 percent in assignment... Had five knockdowns. **UT:** Graded out at 79 percent in assignment... Had two knockdowns.




76
OT

JAKE SIMONICH
6-5 • 286 • So.-1L
Danville, Calif.
(San Roman Valley HS)

GAME-BY-GAME NOTES

ASU: Graded out at 83 percent, including 71 percent in technique, 91 percent in assignment and 87 percent in effort... Had eight knockdowns. **WF:** Graded out at 77 percent, including 72 percent in technique and 93 percent in assignment... Had one knockdown. **ISU:** Graded out at 77 percent, including 89 percent in assignment... Had two knockdowns. **UT:** Graded out at 83 percent, including 75 percent in technique, 93 percent in assignment and 80 percent in effort... Had three knockdowns.



83
TE

WYATT HOUSTON
6-5 • 245 • So.-1L
Tualatin, Ore.
(Horizon Christian HS)

GAME-BY-GAME NOTES

ASU: Caught one pass for three yards. **WF:** Caught a career-high four passes for 32 yards, including a 5-yard TD. **ISU:** Had two catches for 17 yards. **UT:** Had two catches for 13 yards.

CAREER STATS - RECEIVING

Year	G/GS	Rec	Yds	Avg	TD	Long
2013	7/3	7	118	16.9	2	44
2014	4/2	9	65	7.2	1	12
TOTAL	11/5	16	183	11.4	3	44

CAREER HIGHS - Catches: 4, vs. Wake Forest (9/13/14); **Yards:** 44, vs. Hawai'i (11/2/13); **Long Catch:** 44, vs. Hawai'i (11/2/13); **TD:** 1, three times.



84
WR

DAMOUN PATTERSON
6-1 • 180 • Fr.-HS
Orlando, Fla.
(Wekiva HS)


GAME-BY-GAME NOTES

ASU: Did not record any stats. **WF:** Recorded his first career stats in his first career start as he caught two passes for nine yards, including a career long 7-yard reception. **ISU:** Did not record any stats. **UT:** Did not record any stats.

CAREER STATS - RECEIVING

Year	G/GS	Rec	Yds	Avg	TD	Long
2014	4/1	2	9	4.5	0	7

CAREER HIGHS - Catches: 2, vs. Wake Forest (9/13/14); **Yards:** 9, vs. Wake Forest (9/13/14); **Long Catch:** 7, vs. Wake Forest (9/13/14).



85
WR

TYLER WEESE
6-2 • 195 • Fr.-RS
River Heights, Utah
(Mountain Crest HS)

GAME-BY-GAME NOTES

ASU: Did not record any stats. **WF:** Did not record any stats. **ISU:** Had one catch for four yards. **UT:** Did not record any stats.

CAREER STATS - RECEIVING

Year	G/GS	Rec	Yds	Avg	TD	Long
2014	4/0	1	4	4.0	0	4

CAREER HIGHS - Catches: 1, vs. Idaho St. (9/6/14); **Yards:** 4, vs. Idaho St. (9/6/14); **Long Catch:** 4, vs. Idaho St. (9/6/14).



91
DE

SIUA TAUFA
6-1 • 260 • So.-JC
Concord, Calif.
(Ygnacio Valley HS)
(Diablo Valley CC)

GAME-BY-GAME NOTES

ASU: Did not record any stats. **WF:** Had a career-high two tackles, including 0.5 TFL. **ISU:** Had one tackle. **UT:** Had one tackle and a QB hurry.

CAREER STATS - DEFENSE

Year	G/GS	UA-AT-TT	TFL	Sack	INT	PB	FF	FR
2014	4/0	1-3-4	0.5-2	0.0-0	0-0	0	0	0

CAREER HIGHS - Tackles: 2, vs. Wake Forest (9/13/14); **QBH:** 1, at Tennessee (9/14/13); **TFL:** 0.5, vs. Wake Forest (9/13/14).



93
PK

NICK DIAZ
5-8 • 182 • Sr.-2L
Redondo Beach, Calif.
(Redondo Union HS)

GAME-BY-GAME NOTES

ASU: Was 2-for-2 on extra points and 0-for-1 on FG's as his 38-yard attempt was blocked. **WF:** Was 3-for-5 on extra points and 1-of-2 on FG's as he made from 26 and missed from 26. **ISU:** Was 4-for-5 on extra points and 2-of-2 on FG's (31, 24). **UT:** Was 1-for-1 on extra points.

CAREER STATS - KICKING


Year	FGM-A	Pct	1-19	20-29	30-39	40-49	50+
2012	10-13	.769	0-0	3-4	2-2	4-5	1-2
2013	17-23	.739	0-0	8-10	5-7	4-6	0-0
2014	3-5	.600	0-0	2-3	1-2	0-0	0-0
TOTAL	30-41	.732	0-0	13-17	8-11	8-11	1-2

CAREER HIGHS - FG: 4, at San Jose St. (9/27/13); **Long:** 53, vs. New Mexico St. (10/20/12).

CAREER STATS - SCORING

Year	G	PAT	FG	Total	Avg/G
2010	9	0	0	0	0.0
2012	7	40	10	70	10.0
2013	14	51	17	102	7.3
2014	4	10	3	19	4.8
TOTAL	34	101	30	191	5.6

CAREER HIGHS - PTS: 16, at San Jose St. (9/27/13).



95
DE

RICKY ALI'IFUA
6-3 • 275 • So.-1L
San Leandro, Calif.
(San Leandro HS)

GAME-BY-GAME NOTES


ASU: Did not record any stats. **WF:** Had one tackle, including 0.5 TFL... Also added one pass breakup. **ISU:** Had three tackles, including 0.5 TFL. **UT:** Had five tackles.

CAREER STATS - DEFENSE

Year	G/GS	UA-AT-TT	TFL	Sack	INT	PB	FF	FR
2013	13/0	7-17-24	4.0-13	1.5-8	0-0	1	0	0
2014	4/0	2-7-9	1.0-2	0.0-0	0-0	1	0	0
TOTAL	17/0	9-24-33	5.0-15	1.5-8	0-0	2	0	0

CAREER HIGHS - Tackles: 6, vs. Weber St. (9/14/13); **Sacks:** 1, at New Mexico (10/19/13); **TFL:** 1, five times; **PBU:** 1, twice.



96
NG

ELVIS KAMANA-MATAGI
6-2 • 298 • Sr.-3L
Maui, Hawaii
(King Kekaulike HS)


GAME-BY-GAME NOTES

ASU: Had one tackle. **WF:** Had one tackle. **ISU:** Tied his career-high with three tackles. **UT:** Did not record any stats.

CAREER STATS - DEFENSE

Year	G/GS	UA-AT-TT	TFL	Sack	INT	PB	FF	FR
2012	12/8	0-2-2	0.0-0	0.0-0	0-0	0	0	0
2013	14/1	5-9-14	2.5-4	0.0-0	0-0	0	0	0
2014	4/4	1-4-5	0.0-0	0.0-0	0-0	0	0	0
TOTAL	30/13	6-15-21	2.5-4	0.0-0	0-0	0	0	0

CAREER HIGHS - Tackles: 3, four times; **TFL:** 1.0, at USC (9/21/13).



97
DE

JORDAN NIELSEN
6-5 • 265 • Jr.-2L
Smithfield, Utah
(Sky View HS)


GAME-BY-GAME NOTES

ASU: Had five tackles, including 0.5 TFL, to go along with one QB hurry. **WF:** Had two tackles, including 0.5 TFL... Also added one QB hurry. **ISU:** Had two tackles, including 1.0 TFL, to go along with two QB hurries. **UT:** Had one tackle.

CAREER STATS - DEFENSE

Year	G/GS	UA-AT-TT	TFL	Sack	INT	PB	FF	FR
2012	13/0	13-22-35	6.5-35	5.0-33	0-0	1	0	0
2013	14/1	9-26-35	3.5-14	1.5-10	0-0	0	0	1
2014	4/4	3-7-10	2.0-7	0.0-0	0-0	0	0	0
TOTAL	31/5	25-55-80	12.0-56	6.5-43	0-0	1	0	1

CAREER HIGHS - Tackles: 6, vs. Texas St. (11/3/12); **Sacks:** 2.0, twice; **TFL:** 2.0, twice; **Blocks:** 1, twice; **QBH:** 2, vs. Idaho St. (9/6/14).



99
DE

B.J. LARSEN
6-5 • 275 • Sr.-3L
Logan, Utah
(Logan HS)

GAME-BY-GAME NOTES

ASU: Had one tackle. **WF:** Had a career-high 3.0 sacks as a part of four total tackles... Recorded his first career pass breakup to go along with two QB hurries. **ISU:** Had six tackles and 2.0 TFL. **UT:** Had two tackles, including 1.0 TFL.

CAREER STATS - DEFENSE

Year	G/GS	UA-AT-TT	TFL	Sack	INT	PB	FF	FR
2011	12/0	4-3-7	0.0-0	0.0-0	0-0	0	0	0
2012	13/0	9-10-19	5.0-38	4.0-35	1-4	0	0	0
2013	14/13	14-17-31	8.0-32	4.0-19	0-0	0	0	0
2014	4/4	5-8-13	6.0-28	3.0-21	0-0	1	0	0
TOTAL	43/17	32-38-70	19.0-98	11.0-75	1-4	1	0	0

CAREER HIGHS - Tackles: 7, at Utah (8/29/13); **TFL:** 3.0, vs. Wake Forest (9/13/14); **Sacks:** 3.0, vs. Wake Forest (9/13/14); **QBH:** 2, twice.





MATT WELLS

HEAD COACH
UTAH STATE, 1996

2013 Mountain West
Coach of the Year

Second Season as Utah State Head Coach (11-7 Overall, 7-1 Mountain West)
Fourth Season Overall at Utah State

• Matt Wells wasted little time putting his stamp on the Aggie football program in his first season as head coach, as he led Utah State to the inaugural Mountain West Championship game after winning the Mountain Division of the conference with a 7-1 record in 2013.

• Wells also led Utah State to just its third-ever bowl victory as it posted a 21-14 win against No. 24 Northern Illinois in the 2013 San Diego County Credit Union Poinsettia Bowl.

• Wells was named the 2013 Mountain West Coach of the Year as he set the school record for wins by a first-year head coach as the Aggies finished the 2013 season with a 9-5 record, tying the 1960 and 1961 teams for the second-most wins in school history.

• During his first year as Utah State's head coach, Wells mentored 14 Aggies who earned various all-Mountain West honors, including three All-Americans as Tyler Larsen was named a second-team All-American by *USA Today Sports*, Nevin Lawson was named a third-team All-American by *College Sports Madness*, and Kyler Fackrell was named an honorable mention Sophomore All-American by *College Football News*.

• Wells also coached a school-record four players who were invited and participated in the 2014 NFL Combine in Larsen, Lawson, Maurice Alexander and D.J. Tialavea, while a total of 11 players from the 2013 roster were invited to NFL camps, including Alexander (St. Louis Rams) and Lawson (Detroit Lions) who were both selected in the fourth round of the 2014 NFL Draft.

• Overall, Wells is the second USU coach in as many years and fifth in school history to garner conference coach of the year honors along with Bruce Snyder (1978), Chuck Shelton (1991), John L. Smith (1997) and Gary Andersen (2012). Wells is also the fourth individual to earn MW Coach of the Year honors in his first season along with BYU's Gary Crowton (2001), Utah's Urban Meyer (2003) and Air Force's Troy Calhoun (2007).

• Wells, who is the 12th-youngest head coach at the Football Bowl Subdivision (FBS) level and one of just 13 coaches to lead his alma mater, is just the second Utah State graduate to be appointed its head football coach joining Chris Pella, who graduated from USU in 1965 and coached the Aggies from 1983-85.

• Prior to being named the head coach at his alma mater, Wells spent the previous two seasons as an assistant coach at Utah State, including serving as the team's offensive coordinator and quarterbacks coach during the 2012 campaign. In 2011, Wells coached USU's quarterbacks and was the team's recruiting coordinator.

• During his three years at Utah State, Wells has been part of a Utah State program that has played in back-to-back-to-back bowl games for the first time in school history, and won consecutive bowl games for the first time ever, while posting a 27-13 record.

• As offensive coordinator in 2012, Utah State concluded its most successful season in school history with a school-best 11-2 record. USU also won its first outright conference championship since 1936.

MATT WELLS' FILE

Hired December 20, 2012

- **Years Coached:** 2nd Season
- **Alma Mater:** Utah State, 1996
Business Marketing (Cum Laude)
- **Record at Utah State:** 11-7 (2nd season)
- **Mountain West Record:** 7-1 (2nd Season)
- **Bowl Record:** 1-0
- **Family:** Wife, Jen; daughters, Jadyne (11), Ella (8); son, Wyatt (5)
- **Playing Experience:** QB, Utah State (1993-96)
- **Coaching Experience:** Quarterbacks / Fullbacks / Wide Receivers / J.V. Head Coach (1997-2001); Tight Ends / Recruiting Coordinator, Tulsa (2002-06); Wide Receivers / Recruiting Coordinator, New Mexico (2007-08); Quarterbacks / Passing Game Coordinator, Louisville (2009); Wide Receivers, New Mexico (2010); Quarterbacks / Recruiting Coordinator, Utah State (2011); Offensive Coordinator / Quarterbacks, Utah State (2012); Head Coach, Utah State (2013-present)
- **Bowl Games (7): Utah State:** Poinsettia, 2013; Famous Idaho Potato, 2012; Famous Idaho Potato, 2011; **New Mexico:** New Mexico, 2007; **Tulsa:** Armed Forces, 2006; Liberty, 2005; Humanitarian, 2003
- **Conference Championships (2): Utah State - WAC:** 2012; **Tulsa - Conference USA:** 2005



WELLS' YEAR-BY-YEAR COACHING RECORD AT UTAH STATE

Year	Overall	Conference	Bowl Game
2013	9-5	7-1 (1st MD)	W, 21-14 vs. No. Illinois
2014	2-2	0-0	---
Totals	11-7	7-1	1 Bowl Game



GAME FOUR RECAP



September 20, 2014

CENTENNIAL BANK STADIUM

SCORING SUMMARY

	1	2	3	4	OT	FINAL
Utah State	7	0	7	0	0	14
Arkansas State	0	0	7	7	7	21

First Quarter

USU - Sharp 81 yd pass from Garretson (Diaz kick, 7:37)

Third Quarter

ASU - McKissic 12 yd run (Ferguson kick, 7:40)

USU - Butler 41 yd pass from Garretson (Diaz kick, 3:43)

Fourth Quarter

ASU - White 4 yd run (Ferguson kick, 4:58)

Overtime

ASU - Paschal 24 yd pass from Knighten (Ferguson kick, 0:00)

Attendance: 29,029

TEAM STATISTICS

	USU	ASU
First Downs	19	22
Rushing	145	126
Passing	268	190
Fumbles: Number-Lost	1-0	3-3
Penalties: Number-Yards	11-100	8-62
Punts-Yards/Avg.	8-275/34.4	7-285/40.7
Punt returns: No-Yds-TD/Avg.	1-0-0/0.0	3-11-0/3.7
Kickoff Returns: No-Yds-TD/Avg.	2-42-0/21.0	2-45-0/22.5
Interceptions: No-Yds-TD	1-0-0	1-0-0
Fumble Returns: No-Yds-TD	0-0-0	0-0-0
Possession Time	31:56	28:04
Third-Down Conversions	6-of-20	7-of-17

INDIVIDUAL RUSHING

ASU: White, 18-100 TD; Cox, 2-20; McKissic, 2-16 TD; Knighten, 15-6; Byner, 5-0; Hollingsworth, 4-(-5).

USU: Hall, 10-56; Hunt, 11-48; Natson, 6-33; Williams, 3-21; Sharp, 1-9; Robinson, 1-0; Bentrude, 1-(-9); Garretson, 4-(-13).

INDIVIDUAL PASSING (A-C-I, Yds, TD)

ASU: Knighten, 33-19-1, 190, TD

USU: Garretson, 46-26-2, 268, 2 TD

INDIVIDUAL RECEIVING

ASU: McKissic, 6-43; Griswold, 4-68; Paschal, 2-36 TD; Trosin, 2-19; Cox, 2-15; Houston, 2-7; White 1-2.

USU: Sharp, 9-130 TD; Butler, 5-80 TD; Natson, 5-17; Hunt, 3-15; Robinson, 2-18; Wiechers, 1-6; Houston, 1-3; Williams, 1-(-1).

USU Punt Returns: Natson, 1-0

USU KO Returns: Williams, 2-42; L. Filiaga, 1-13

USU Interception Returns: Sutera, 1-0

USU Tackle Leaders: Z. Vigil 14, Centers 11, LT Filiaga 10, N. Vigil 8, Sutera 6, Nielsen 5, Suite 4, Gray 4

UTAH STATE STARTERS

OFFENSE

LT	Whimpey
LG	Mosley
C	Stephens
RG	Fisilau
RT	Simonich
TE	Houston
WR	Natson
WR	Sharp
WR	Butler
RB	Hall
QB	Garretson

DEFENSE

DE	Larsen
NG	Matagi
DE	Nielsen
LB	Filiaga
LB	N. Vigil
LB	Z. Vigil
CB	Davis
CB	Gray
SS	Sutera
SS	Centers
FS	Suite



Sophomore QB Darell Garretson (10) was 27-of-46 passing for 268 yards with two touchdowns and one interception in Utah State's 21-14 overtime loss at Arkansas State.

JONESBORO, Ark. - Utah State had a 38-yard field goal blocked at the end of regulation and failed to score in overtime as it lost on the road at Arkansas State, 21-14, on Sept. 20, 2014. Both teams are now 2-2 on the season.

Utah State had a chance to win the game in regulation as the Aggies' defense forced its fourth turnover of the game late in the fourth quarter as junior LB **LT Filiaga** recovered his second fumble of the night at the Arkansas State 38-yard line with 0:47 seconds remaining. USU then drove the ball down to the ASU 21-yard line and called timeout with 0:03 seconds to play, but had its 38-yard field goal blocked to send the game into overtime.

During the extra period, Arkansas State had the ball first and scored on its second play from scrimmage on a 24-yard pass from Fredi Knighten to Dijon Paschal for the Red Wolves first lead of the game. USU then got the ball and had a fourth-and-seven at the ASU 22-yard line, but was unable to pick up the first down, losing the game as the Aggies are now 6-5 all-time in overtime.

Utah State finished the game with 413 yards of total offense (268-passing, 145-rushing) as compared to 316 yards (190-passing, 126-rushing) for Arkansas State. USU also won the time of possession, 31:56 to 28:04 as well as the turnover battle as the Aggies forced three fumbles and one interception for four total turnovers, and committed just one turnover.

Sophomore QB **Darell Garretson** was 27-of-46 passing for Utah State for 268 yards with two touchdowns and one interception, while junior WR **Hunter Sharp** had nine receptions for 130 yards, including an 81-yard reception from Garretson, which is tied for the 13th-longest pass play in school history.

Arkansas State took the opening kickoff and drove 65 yards in eight plays before sophomore LB **Nick Vigil** forced a Red Wolves fumble at the USU 19-yard line that was recovered by Filiaga.

Two series later, Utah State scored the first points of the game on an 81-yard pass from Garretson to Sharp on the first play of the series to give the visitors a 7-0 lead.

Utah State's defense forced two more turnovers in the first-half, but the Aggie offense was unable to convert them into any points as Garretson threw an interception in the red zone and sophomore PK **Jake Thompson** missed a 46-yard field goal late in the second quarter as the Aggies went into the locker room with a 7-0 lead.

Arkansas State tied the game at 7-all midway through the third quarter as senior P **Jaron Bentrude** fumbled the snap on a fourth-down punt play that resulted in a turnover at the USU 13-yard line. Three plays later, ASU's J.D. McKissic scored on a 12-yard rush.

Utah State answered Arkansas State's touchdown on its next drive as senior WR **Ronald Butler** scored on a 41-yard touchdown pass from Garretson to cap an 8-play, 75-yard drive to give the Aggies a 14-7 advantage with 3:43 remaining in the third quarter.

Arkansas State tied the game at 14-all with 4:58 to play on a 4-yard run by Johnston White. USU then went three-and-out on its next offensive series before the Aggie defense forced its fourth turnover of the night to set up what would have been the game-winning field goal.

Utah State's defense was led by senior LB **Zach Vigil** who had a career-high 14 tackles, and tied his career-high with 3.0 tackles for loss and 2.0 sacks. Sophomore FS **Devin Centers** added a career-high 11 tackles, while Filiaga tied his career-high with 10 stops to go along with his two fumble recoveries.



Senior LB Zach Vigil (53) had a career-high 14 tackles against the Red Wolves, which included a career-high tying 2.0 sacks and a career-high tying 3.0 tackles for loss.





GAME THREE RECAP



September 13, 2014

MERLIN OLSEN FIELD AT ROMNEY STADIUM

SCORING SUMMARY

	1	2	3	4	FINAL
Wake Forest	7	0	17	0	24
Utah State	7	22	7	0	36

First Quarter

WF - Banks 72 yd INT return (Weaver kick, 7:28)

USU - Z. Vigil 35 yd INT return (Diaz kick, 3:03)

Second Quarter

USU - Natson 44 yd pass from Butler (Diaz kick failed, 8:21)

USU - Centers 47 yd fumble return (Diaz kick failed, 6:34)

USU - Court 6 yd pass from Keeton (Diaz kick, 4:46)

USU - Diaz 26 yd FG (0:00)

Third Quarter

WF - Robinson 13 yd pass from Wolford (Weaver kick, 13:06)

WF - Scott 10 yd pass from Wolford (Weaver kick, 7:49)

USU - Houston 5 yd pass from Garretson (Diaz kick, 5:46)

WF - Weaver 30 yd FG (1:01)

Attendance: 20,345

TEAM STATISTICS

	WF	USU
First Downs	16	23
Rushing	-25	60
Passing	257	331
Fumbles: Number-Lost	2-1	2-1
Penalties: Number-Yards	10-103	8-65
Punts-Yards/Avg.	7-312/44.6	6-264/44.0
Punt returns: No-Yds-TD/Avg.	1-0-0/0.0	2-16-0/8.0
Kickoff Returns: No-Yds-TD/Avg.	2-40-0/20.0	3-72-0/24.0
Interceptions: No-Yds-TD		2-59-1
Fumble Returns: No-Yds-TD	1-0-0	1-47-1
Possession Time	25:20	34:40
Third-Down Conversions	3-of-15	5-of-15

INDIVIDUAL RUSHING

WF: Robinson, 9-13; Garside, 1-0; Reynolds, 5-(-6); Wolford, 9-(-32)

USU: Natson, 8-49; Hall, 11-14; Hunt, 6-10; Garretson, 2-2; Hill, 2-(-4); Keeton, 4-(-5); Team, 2-(-6)

INDIVIDUAL PASSING (C-A-I, Yds, TD)

WF: Wolford, 20-50-2, 257, 2 TD

USU: Garretson, 11-16-1, 121, 1 TD; Keeton, 20-27-1, 166, 1 TD; Butler, 1-1-0, 44, 1 TD

INDIVIDUAL RECEIVING

WF: Serigne, 7-91; Scott, 5-62, 1 TD; Crump, 4-48; James, 3-53; Robinson, 1-3, 1 TD

USU: Sharp, 12-138; Natson, 6-78, 1 TD; Butler, 4-58; Houston, 4-32, 1 TD; Patterson, 2-9; Court, 2-7, 1 TD; Weichers, 1-9; Hall, 1-0

USU Punt Returns: Natson, 2-16

USU KO Returns: Williams, 3-72

USU Interception Returns: Sutera, 1-24; Z. Vigil, 1-35, TD

USU Tackle Leaders: N. Vigil, 9; Sutera, 9; Suite, 7; Green, 6

UTAH STATE STARTERS

OFFENSE

LT Whimpey
LG Vavau
C Stephens
RG Fisilau
RT Simonich
WR Natson
WR Sharp
WR Butler
WR Patterson
RB Hill
QB Keeton

DEFENSE

DE Larsen
NG Matagi
DT Nielsen
LB L. Filiağa
LB N. Vigil
LB Z. Vigil
CB Gray
CB Davis
SS Centers
SS Sutera
FS Suite



Junior WR Hunter Sharp (4) had a career-high 12 receptions for a career-best 138 yards in Utah State's 36-24 home win against Wake Forest, its first-ever win against an ACC opponent.

LOGAN, Utah - Behind a dominant defense that scored two touchdowns and limited Wake Forest (1-2) to negative 25 yards rushing, Utah State (2-1) rallied from an early 7-0 deficit with 29 unanswered points to beat the Demon Deacons, 36-24, for its first-ever win against an Atlantic Coast Conference opponent.

Along with its two touchdowns, Utah State's defense sacked Wake Forest quarterback John Wolford a total of six times, spearheaded by three from senior DE **B.J. Larsen**. The Aggies also intercepted Wolford twice, including once by senior LB **Zach Vigil**, who returned it 35 yards for a touchdown to open Utah State's scoring after Wake Forest had scored on a 70-yard interception return of its own. Sophomore S **Devin Centers** also had a defensive score, scooping up a fumble and darting 47 yards to the end zone. Senior SS **Frankie Sutera** had the other interception, snaring a Wolford pass at midfield and returning it 24 yards to the WF 26-yard line, which set up the Aggies for a 6-yard touchdown toss from senior QB **Chuckie Keeton** to senior TE **Jefferson Court** at the 4:46 mark of the second quarter for Court's first career score.

Sutera and sophomore LB **Nick Vigil** led Utah State with nine tackles apiece, with **Nick Vigil** logging 2.5 tackles for loss. In all, the USU defense posted a total of 14 tackles for loss.

Wake Forest finished with 232 yards, gaining 257 passing, as Wolford was 20-of-50 with two interceptions and two touchdowns. The negative 25 yards rushing allowed by USU is the third-best defensive performance in school history.

Utah State accumulated 391 yards of total offense with 331 through the air and 60 on the ground. Keeton was 20-of-27 passing for 166 yards with one touchdown, all in the first half, before not returning to action due to an injury. Sophomore QB **Darell Garretson** was 11-of-16 passing for 121 yards with one touchdown in relief.

Junior WR **Hunter Sharp** had 12 catches for 138 yards, both not only game-highs but career-bests as well, and were the most receptions by an Aggie receiver since **Kevin Curtis** in 2002. Junior WR **JoJo Natson** had six receptions for 78 yards with a touchdown on a 44-yard catch from senior WR **Ronald Butler** with 8:21 to go in the second quarter. Natson also led Utah State's rushing attack with 49 yards on eight carries.

Wake Forest scored the first points of the game on a 70-yard interception return only to see the Aggies counter-attack with **Zach Vigil's** oskie return for a score on WF's next possession to even the score at 7-7.

Utah State got its first offensive touchdown in the second quarter on Butler's 44-yard pass to Natson. On the Demon Deacons' ensuing possession, Wolford was sacked by **Nick Vigil** and fumbled, then Centers scooped up the loose ball and ran it back 47-yards to the end zone.

After Sutera's snare set up USU at the WF 26, Keeton connected with Court to cap the short Aggie drive for a 26-7 Aggie advantage. Senior PK **Nick Diaz** then added a 26-yard field goal as time expired to give the home team a 29-7 halftime lead.

Wake Forest closed to 29-21 after back-to-back third quarter touchdowns. The Aggies, however, countered with a 5-yard Garretson touchdown pass to sophomore TE **Wyatt Houston**.

Wake Forest added a 30-yard field goal with 1:01 left in the third quarter for the final scoring margin of 36-24 as neither team scored again.



Senior LB **Zach Vigil** (53) had 2.5 tackles for loss as part of his four total tackles, to go along with four QB hurries and added a 35-yard interception return for a touchdown against the Demon Deacons.





GAME TWO RECAP



September 6, 2014

MERLIN OLSEN FIELD AT ROMNEY STADIUM

SCORING SUMMARY

	1	2	3	4	FINAL
Idaho State	0	6	7	7	20
Utah State	6	14	13	7	40

First Quarter

USU - Diaz 31 yd FG (10:13)
USU - Diaz 24 yd FG (1:16)

Second Quarter

ISU - Johnson 21 yd FG (13:39)
ISU - Johnson 49 yd FG (9:59)
USU - Hall 5 yd run (Diaz kick, 2:33)
USU - Natson 52 yd punt return (Diaz kick, 1:24)

Third Quarter

USU - Hill 1 yd run (Diaz kick failed, 12:43)
USU - Davis 44 yd INT return (Diaz kick, 12:09)
ISU - Malcom 42 yd pass from Arias (Johnson kick, 6:27)

Fourth Quarter

USU - Keeton 10 yd run (Diaz kick, 4:03)
ISU - Williams 52 yd pass from Arias (Johnson kick, 2:35)
Attendance: 20,249

TEAM STATISTICS

	ISU	USU
First Downs	21	21
Rushing	101	311
Passing	307	116
Fumbles: Number-Lost	1-1	1-1
Penalties: Number-Yards	11-109	14-160
Punts-Yards/Avg.	8-285/35.6	7-284/40.6
Punt returns: No-Yds-TD/Avg.	0-0-0/0.0	6-55-1/9.2
Kickoff Returns: No-Yds-TD/Avg.	4-57-0/14.2	2-37-0/18.5
Interceptions: No-Yds-TD	1-21-0	3-65-1
Fumble Returns: No-Yds-TD	0-0-0	1-4-0
Possession Time	27:51	32:09
Third-Down Conversions	3-of-16	4-of-14

INDIVIDUAL RUSHING

ISU: Finney, 23-88; McSurdy, 5-14; Arias, 3-0; Williams 1-(-1)

USU: Keeton, 8-74 TD; Hill, 15-69 TD; Hall, 11-69 TD; Williams, 2-43; Natson, 1-29; Hunt, 7-28

INDIVIDUAL PASSING (C-A-I, Yds, TD)

UT: Arias, 23-47-3, 307, 2 TD

USU: Keeton, 13-30-1, 116

INDIVIDUAL RECEIVING

ISU: Mangum, 6-82; Williams 4-109 TD; Malcom 3-59 TD; Cook 3-46; Prier, 2-5; McSurdy, 2-5; Finney, 2-(-3); Langlow, 1-4

USU: Natson, 6-59; Houston 2-17; Hunt, 1-19; Court, 1-10; Butler, 1-7; Weese, 1-4; Weichers, 1-0

USU Punt Returns: Weichers, 3-1; Natson, 2-58; Floyd, 1-(-3)

USU KO Returns: Lee, 1-21; Williams, 1-16

USU Interception Returns: Davis, 2-65 TD; Suite, 1-0

USU Tackle Leaders: Centers 10, L. Filiaga 10, Z. Vigil 9, N. Vigil 8, Hayes 6, Suite 6, B.J. Larsen 6

UTAH STATE STARTERS

OFFENSE

LT Whimpey
LG Vavau
C Stephens
RG Fisilau
RT Simonich
TE Houston
WR Natson
WR Swindall
WR Sharp
RB Hill
QB Keeton

DEFENSE

DE Larsen
NG Matagi
DE Nielsen
LB L. Filiaga
LB N. Vigil
LB Z. Vigil
CB Davis
CB Gray
CB Hayes
SS Centers
FS Suite



True freshman CB Jalen Davis (13) recorded his first two career interceptions, including returning one 44 yards for his first career touchdown in Utah State's 40-20 home win against Idaho State.

LOGAN, Utah - Utah State (1-1) scored 27-straight points spanning the second and third quarter to pull away from a 6-6 tie and open up a 33-6 lead en route to a 40-20 win against Idaho State (0-2) Saturday night at Merlin Olsen Field at Romney Stadium.

Utah State finished with 427 yards of total offense (rushing - 311, passing - 116) and ISU had 408 yards of total offense (passing - 307 through, rushing - 101).

Senior QB **Chuckie Keeton** threw for 116 yards on 13-of-30 passing, while rushing for a team-high 74 yards on eight carries with a 10-yard scoring scamper. Junior RB **Rashad Hall** rushed for a career-best 69 yards on 11 carries with a 5-yard touchdown run, and senior RB **Joe Hill** also ran for 69 yards on 15 carries with a 1-yard score.

Sophomore WR **JoJo Natson** led Utah State's receiving corps with 59 yards on six catches, adding a 29-yard rush that would have been a touchdown but was called back due to a penalty. Natson did find the end zone on a 52-yard punt return.

Utah State's defense was led by sophomore S **Devin Centers** and junior LB **LT Filiaga** with 10 tackles apiece, with Centers posting one sack, while Filiaga was in on half of a tackle for loss. Freshman CB **Jalen Davis** snared two interceptions, including returning one 44 yards for a touchdown. Senior FS **Brian Suite** also added an interception.

Idaho State QB Justin Arias ended 23-of-47 passing for 307 yards with two touchdowns, while Xavier Finney finished with 88 yards on the ground with 23 carries. Mario Jenkins led the Bengal defense with 16 tackles.

Utah State took the opening kickoff and marched down the field to the ISU 37 before the drive thwarted and sophomore PK **Jake Thompson** attempted a 54-yard field goal, but it was partially blocked by ISU's Hayden Stout.

Davis ended the Bengals' ensuing possession with his first interception, setting up the Aggies at the ISU 22. USU couldn't move the chains and settled for a 31-yard field goal by senior PK **Nick Diaz** for a 3-0 lead at the 10:13 mark of the first quarter. Diaz later drilled a 24-yarder with 1:16 to go in the first frame for a 6-0 Aggie advantage.

Idaho State opened the second quarter with a 21-yard field goal from Zak Johnson, and later evened the score at 6-all with another Johnson upright split, this time from 49-yards out with 9:59 to go in the half.

Hall broke up the field goal party with his 5-yard touchdown with 2:33 left in the half for a 13-6 USU lead. The score stayed that way for just over a minute, as the Aggie defense limited the Bengals to a three-and-out, then Natson took the ISU punt and returned it 52-yards for his third career punt return for a touchdown for a 20-6 USU halftime lead.

Suite snared his interception on ISU's opening possession of the second half, giving USU the ball at the Bengal 17. Three plays later Hill darted around the right side and dove into the end zone, putting the Aggies ahead 26-6 as Diaz' extra point bounced off the upright.

Idaho State's ensuing possession lasted all of two plays as Davis snared an Arias pass, and took it 44-yards to the house on the pick-six for a 33-6 Aggie advantage with 12:09 to go on the third-quarter clock.

Following ISU's first touchdown of the night, Keeton scored on a 10-yard scamper for USU's final points.

ISU ended the game's scoring with a 52-yard pass, catch and run from Arias to KW Williams with 2:35 left and USU ran out the clock to seal its first victory of the season.



Junior WR JoJo Natson (9) returned a punt 52 yards against ISU for his third career punt return for touchdown. He also had six receptions for 59 yards and one rush for 29 yards.





GAME ONE RECAP



August 31, 2014

NEYLAND STADIUM

SCORING SUMMARY

	1	2	3	4	FINAL
Utah State	0	0	0	7	7
Tennessee	14	3	7	14	38

First Quarter

UT - Howard 8 yd run (Medley kick, 9:23)
 UT - Downs 12 yd pass from Worley (Medley kick, 9:09)

Second Quarter

UT - Medley 36 yd FG (1:00)

Third Quarter

UT - Pearson 14 yd pass from Worley (Medley kick, 5:31)

Fourth Quarter

UT - Hurd 15 yd pass from Worley (Medley kick, 14:51)
 USU - Sharp 37 yd pass from Keeton (Diaz kick, 14:16)
 UT - Lane 7 yd run (Medley kick, 10:36)

Attendance: 102,455

TEAM STATISTICS

	USU	UT
First Downs	11	24
Rushing	100	110
Passing	144	273
Fumbles: Number-Lost	2-1	0-0
Penalties: Number-Yards	5-42	6-40
Punts-Yards/Avg.	8-302/37.8	8-298/37.2
Punt returns: No-Yds-TD/Avg.	1-6-0/6.0	0-0-0/0.0
Kickoff Returns: No-Yds-TD/Avg.	7-134-0/19.1	2-35-0/17.5
Interceptions: No-Yds-TD	0-0-0	2-23-0
Fumble Returns: No-Yds-TD	0-0-0	1-0-0
Possession Time	25:25	34:35
Third-Down Conversions	3-of-14	8-of-18

INDIVIDUAL RUSHING

UT: Lane, 11-41 TD; Hurd, 11-29; Worley, 6-14; Pickett, 4-11; Howard, 2-9 TD; Young, 1-6; Summerhill, 1-(-5)
 USU: Natson, 2-47; Hill, 9-22; Hunt, 4-17; Keeton, 8-12; Hall, 1-2

INDIVIDUAL PASSING (A-C-I, Yds, TD)

UT: Worley, 27-38-0, 273, 3 TD; Howard, 0-1-0, 0; Peterman, 1-1-0, 0
 USU: Keeton, 18-35-2, 144, TD

INDIVIDUAL RECEIVING

UT: Howard, 6-37; North, 4-38; Smith, 3-48; Pearson, 3-27 TD; Wolf, 3-26; Croom, 2-41; Malone, 2-26; Hurd, 2-16 TD; Downs, 1-12 TD; Lane, 1-2; Helm, 1-0
 USU: Swindall, 5-37; Butler, 3-29; Natson, 3-18; Sharp, 2-37 TD; Houston, 2-13; Hill, 2-1; Robinson, 1-9.

USU Punt Returns: Natson, 1-6

USU KO Returns: Williams, 6-121; L. Filiaga, 1-13

USU Interception Returns: None

USU Tackle Leaders: N. Vigil 15, Z. Vigil 10, Centers 9, Gray 6; Ali'ifua 5, Suite 4, Davis 4, Green 4

UTAH STATE STARTERS

OFFENSE

LT Whimpey
 LG Vavau
 C Stephens
 RG Fisilau
 RT Simonich
 TE Court
 WR Natson
 WR Swindall
 WR Butler
 RB Hill
 QB Keeton

DEFENSE

DE Larsen
 NG Matagi
 DE Nielsen
 LB Fackrell
 LB N. Vigil
 LB Z. Vigil
 CB Davis
 CB Gray
 CB Hayes
 SS Centers
 FS Suite



Senior QB Chuckie Keeton (16) was 18-of-35 passing for 144 yards with one touchdown and two interceptions in Utah State's 38-7 loss at Tennessee. Keeton also rushed eight times for 12 yards.

KNOXVILLE, Tenn. - Utah State fell behind Tennessee, 14-0, in the first five minutes of the game and never recovered as the Volunteers rolled to a 38-7 win in the first-ever meeting between the two teams here Sunday night at historic Neyland Stadium.

In his first action since a knee injury forced him to miss the final eight games of the 2013 season, senior QB **Chuckie Keeton** completed 18-of-35 passes for 144 yards with one touchdown and two interceptions, while adding 12 yards on the ground on eight carries. Junior WR **JoJo Natson** was USU's leading rusher as he had 47 yards on two carries, while adding three receptions for 18 yards. Fellow junior WR **Brandon Swindall** had a team-best five catches for 37 yards.

Utah State's only points in the game came early in the fourth quarter as Natson rushed for 38 yards and Keeton hit junior WR **Hunter Sharp** from 37 yards for the score to cap a 2-play, 75-yard drive that took all of 30 seconds.

Sophomore LB **Nick Vigil** recorded a career-high 15 tackles, which included 1.0 sack and 2.0 tackles for loss to lead the Aggie defense. Senior LB **Zach Vigil** added 10 stops for his 12th career double-digit tackle outing and sophomore S **Devin Centers** posted a career-best nine tackles.

Utah State's defense took the field first and forced Tennessee into a three-and-out to start the game. However, USU followed with a three-and-out of its own on its first possession. UT then drove 70-yards in just six plays on its following possession for the first score of the game and then scored two plays later as the Aggies fumbled the ensuing kickoff at its own 12-yard line. Following the turnover, UT's Justin Worley connected with Brendan Downs for the 12-yard touchdown to make the score 14-0 early on.

Utah State's defense keep the Aggies in the game throughout the first-half as it held the Volunteers without any points during its next five drives before UT kicked a 36-yard field with 1:00 to play in the half for a 17-0 halftime advantage.

Utah State had its best drive of the game on its first possession of the second-half as it went 34 yards in nine plays, but was unable to get any points as sophomore PK **Jake Thompson** just missed a 48-yard field goal.

Tennessee added another touchdown in the third quarter and then reached pay dirt again on the first play of the fourth quarter to push its lead to 31-0 before Utah State answered with its only touchdown of the game. UT finished the scoring with a final touchdown two series later to make the final score 38-7.

Utah State finished the game with 244 yards of total offense (144-passing, 100-rushing) as compared to 383 yards of total offense for Tennessee (273-passing, 110-rushing). In all, USU was just 3-of-14 on third downs, while UT was 8-of-18. USU was also 0-of-1 on fourth down.

Utah State also had three turnovers in the game that led to 17 Tennessee points, while the Volunteers did not turnover the ball over once. UT also controlled the clock as it had a 34:35 to 25:25 advantage.

Tennessee was led by senior QB Justin Worley who was 27-of-38 passing for 273 yards with three touchdowns, while sophomore linebacker Jalen Reeves-Maybin had 10 tackles and senior LB A.J. Johnson had nine tackles to go along with an interception and a forced fumble.



Sophomore LB Nick Vigil (41) had a career-high 15 tackles against the Volunteers, which included 1.0 sack and 2.0 tackles for loss.





2014 UTAH STATE FOOTBALL STATS

Date	Opponent	Score	Att.
Aug 31, 2014	at Tennessee	L 7-38	102455
Sep 06, 2014	IDAHO STATE	W 40-20	20249
Sep 13, 2014	WAKE FOREST	W 36-24	20345
Sep 20, 2014	at Arkansas State	L 14-21	29029

Record:	Overall	Home	Away	Neutral
All games	2-2	2-0	0-2	0-0
Conference	0-0	0-0	0-0	0-0
Non-Conference	2-2	2-0	0-2	0-0

Rushing	gp	att	gain	loss	net	avg	td	lg	avg/g
NATSON, JoJo	4	17	168	10	158	9.3	0	38	39.5
HALL, Rashad	4	33	149	8	141	4.3	1	20	35.2
HUNT, LaJuan	4	28	104	1	103	3.7	0	16	25.8
HILL, Joe	3	26	109	22	87	3.3	1	17	29.0
KEETON, Chuckie	3	20	104	23	81	4.1	1	26	27.0
WILLIAMS, Kennedy	4	5	64	0	64	12.8	0	34	16.0
SHARP, Hunter	4	1	9	0	9	9.0	0	9	2.2
Total	4	141	720	104	616	4.4	3	38	154.0
Opponents	4	141	484	171	313	2.2	4	24	78.2

Passing	gp	effic	comp-att-int	pct	yds	td	lg	avg/g
KEETON, Chuckie	3	92.81	51-92-4	55.4	426	2	37	142.0
GARRETSON, Darell	2	123.51	38-62-2	61.3	389	3	81	194.5
TEAM	3	0.00	0-1-0	0.0	0	0	0	0.0
BUTLER, Ronald	4	799.60	1-1-0	100.0	44	1	44	11.0
Total	4	108.95	90-156-6	57.7	859	6	81	214.8
Opponents	4	112.04	91-171-6	53.2	1026	8	52	256.5

Receiving	gp	no.	yds	avg	td	lg	avg/g
SHARP, Hunter	4	23	305	13.3	2	81	76.2
NATSON, JoJo	4	20	172	8.6	1	44	43.0
BUTLER, Ronald	4	13	174	13.4	1	42	43.5
HOUSTON, Wyatt	4	9	65	7.2	1	12	16.2
SWINDALL, Brandon	2	5	37	7.4	0	13	18.5
HUNT, LaJuan	4	4	34	8.5	0	19	8.5
ROBINSON, Devonte	4	3	27	9.0	0	11	6.8
COURT, Jefferson	4	3	17	5.7	1	10	4.2
WEICHERS, Hayden	4	3	15	5.0	0	9	3.8
PATTERSON, Damoun	4	2	9	4.5	0	7	2.2
HILL, Joe	3	2	1	0.5	0	2	0.3
WEESE, Tyler	4	1	4	4.0	0	4	1.0
HALL, Rashad	4	1	0	0.0	0	0	0.0
WILLIAMS, Kennedy	4	1	-1	-1.0	0	0	-0.2
Total	4	90	859	9.5	6	81	214.8
Opponents	4	91	1026	11.3	8	52	256.5

Field Goals	fg	pct.	01-19	20-29	30-39	40-49	50-99	lg	blk
THOMPSON, Jake	0-3	0.0	0-0	0-0	0-0	0-2	0-1	0	1
DIAZ, Nick	3-5	60.0	0-0	2-3	1-2	0-0	0-0	31	2

Scoring	td	fg	PAT				dxp	saf	pts
			kick	rush	rcv	pass			
DIAZ, Nick	-	3-5	10-13	-	-	-	-	-	19
NATSON, JoJo	2	-	-	-	-	-	-	-	12
SHARP, Hunter	2	-	-	-	-	-	-	-	12
DAVIS, Jalen	1	-	-	-	-	-	-	-	6
COURT, Jefferson	1	-	-	-	-	-	-	-	6
VIGIL, Zach	1	-	-	-	-	-	-	-	6
CENTERS, Devin	1	-	-	-	-	-	-	-	6
HILL, Joe	1	-	-	-	-	-	-	-	6
HALL, Rashad	1	-	-	-	-	-	-	-	6
HOUSTON, Wyatt	1	-	-	-	-	-	-	-	6
BUTLER, Ronald	1	-	-	-	-	-	-	-	6
KEETON, Chuckie	1	-	-	-	-	-	-	-	6
Total	13	3-8	10-13	-	-	-	-	-	97
Opponents	13	4-7	13-13	-	-	-	-	-	103

Score by Quarters	1st	2nd	3rd	4th	OT	Total
Utah State	20	36	27	14	0	97
Opponents	21	9	38	28	7	103

Team Statistics	USU	OPP
FIRST DOWNS	74	83
Rushing	35	23
Passing	30	47
Penalty	9	13
RUSHING YARDAGE	616	313
Rushing Attempts	141	141
Average Per Rush	4.4	2.2
Average Per Game	154.0	78.2
TDs Rushing	3	4
PASSING YARDAGE	859	1026
Comp-Att-Int	90-156-6	91-171-6
Average Per Pass	5.5	6.0
Average Per Catch	9.5	11.3
Average Per Game	214.8	256.5
TDs Passing	6	8
TOTAL OFFENSE	1475	1339
Average Per Play	5.0	4.3
Average Per Game	368.8	334.8
KICK RETURNS: #-Yards	14-285	10-177
PUNT RETURNS: #-Yards	10-77	4-11
INT RETURNS: #-Yards	6-124	6-148
FUMBLES-LOST	6-3	6-5
PENALTIES-Yards	38-367	35-314
PUNTS-AVG	29-38.8	30-39.3
TIME OF POSSESSION/Game	31:02	28:58
3RD-DOWN Conversions	18/63	21/66
4TH-DOWN Conversions	1/5	2/4

Interceptions	no.	yds	avg	td	lg
DAVIS, Jalen	2	65	32.5	1	44
SUTERA, Frankie	2	24	12.0	0	24
SUITE, Brian	1	0	0.0	0	0
VIGIL, Zach	1	35	35.0	1	35

Punting	no.	yds	avg	lg	tb	fc	i20	50+	blk
BENTRUDE, Jaron	29	1125	38.8	52	1	14	13	3	0

Punt Returns	no.	yds	avg	td	lg
NATSON, JoJo	6	80	13.3	1	52
WEICHERS, Hayden	3	0	0.0	0	1
FLOYD, Tyler	1	-3	-3.0	0	0
Total	10	77	7.7	1	52
Opponents	4	11	2.8	0	9

Kick Returns	no.	yds	avg	td	lg
WILLIAMS, Kennedy	12	251	20.9	0	36
FILIAGA, LT	1	13	13.0	0	13
LEE, Kelvin	1	21	21.0	0	21
Total	14	285	20.4	0	36
Opponents	10	177	17.7	0	29

All Purpose	g	rush	rcv	pr	kr	ir	total	avg/g
NATSON, JoJo	4	158	172	80	0	0	410	102.5
SHARP, Hunter	4	9	305	0	0	0	314	78.5
WILLIAMS, Kenn	4	64	-1	0	251	0	314	78.5
BUTLER, Ronald	4	0	174	0	0	0	174	43.5
HALL, Rashad	4	141	0	0	0	0	141	35.2
Total	4	616	859	77	285	124	1961	490.2
Opponents	4	313	1026	11	177	148	1675	418.8

Total Offense	g	plays	rush	pass	total	avg/g
KEETON, Chuckie	3	112	81	426	507	169.0
GARRETSON, Darell	2	68	-11	389	378	189.0
NATSON, JoJo	4	17	158	0	158	39.5
HALL, Rashad	4	33	141	0	141	35.2
HUNT, LaJuan	4	28	103	0	103	25.8
Total	4	297	616	859	1475	368.8
Opponents	4	312	313	1026	1339	334.8



2014 UTAH STATE FOOTBALL STATS



Team Statistics	USU	OPP
SCORING	97	103
Points Per Game	24.2	25.8
Points Off Turnovers	78	85
FIRST DOWNS	74	83
Rushing	35	23
Passing	30	47
Penalty	9	13
RUSHING YARDAGE	616	313
Yards gained rushing	720	484
Yards lost rushing	104	171
Rushing Attempts	141	141
Average Per Rush	4.4	2.2
Average Per Game	154.0	78.2
TDs Rushing	3	4
PASSING YARDAGE	859	1026
Comp-Att-Int	90-156-6	91-171-6
Average Per Pass	5.5	6.0
Average Per Catch	9.5	11.3
Average Per Game	214.8	256.5
TDs Passing	6	8
TOTAL OFFENSE	1475	1339
Total Plays	297	312
Average Per Play	5.0	4.3
Average Per Game	368.8	334.8
KICK RETURNS: #-Yards	14-285	10-177
PUNT RETURNS: #-Yards	10-77	4-11
INT RETURNS: #-Yards	6-124	6-148
KICK RETURN AVERAGE	20.4	17.7
PUNT RETURN AVERAGE	7.7	2.8
INT RETURN AVERAGE	20.7	24.7
FUMBLES-LOST	6-3	6-5
PENALTIES-Yards	38-367	35-314
Average Per Game	91.8	78.5
PUNTS-Yards	29-1125	30-1180
Average Per Punt	38.8	39.3
Net punt average	37.7	36.1
KICKOFFS-Yards	19-1163	20-1205
Average Per Kick	61.2	60.2
Net kick average	44.0	39.8
TIME OF POSSESSION/Game	31:02	28:58
3RD-DOWN Conversions	18/63	21/66
3rd-Down Pct	29%	32%
4TH-DOWN Conversions	1/5	2/4
4th-Down Pct	20%	50%
SACKS BY-Yards	13-80	7-38
MISC YARDS	0	11
TOUCHDOWNS SCORED	13	13
FIELD GOALS-ATTEMPTS	3-8	4-7
ON-SIDE KICKS	0-0	0-0
RED-ZONE SCORES	(8-12) 67%	(12-13) 92%
RED-ZONE TOUCHDOWNS	(5-12) 42%	(9-13) 69%
PAT-ATTEMPTS	(10-13) 77%	(13-13) 100%
ATTENDANCE	40594	131484
Games/Avg Per Game	2/20297	2/65742
Neutral Site Games		0/0

Score by Quarters	1st	2nd	3rd	4th	OT	Total
Utah State	20	36	27	14	0	97
Opponents	21	9	38	28	7	103





2014 UTAH STATE FOOTBALL STATS

Rushing	gp	att	gain	loss	net	avg	td	lg	avg/g
NATSON, JoJo	4	17	168	10	158	9.3	0	38	39.5
HALL, Rashad	4	33	149	8	141	4.3	1	20	35.2
HUNT, LaJuan	4	28	104	1	103	3.7	0	16	25.8
HILL, Joe	3	26	109	22	87	3.3	1	17	29.0
KEETON, Chuckie	3	20	104	23	81	4.1	1	26	27.0
WILLIAMS, Kennedy	4	5	64	0	64	12.8	0	34	16.0
SHARP, Hunter	4	1	9	0	9	9.0	0	9	2.2
ROBINSON, Devonte	4	1	0	0	0	0.0	0	0	0.0
TEAM	3	3	0	7	-7	-2.3	0	0	-2.3
BENTRUDE, Jaron	4	1	0	9	-9	-9.0	0	0	-2.2
GARRETSON, Darell	2	6	13	24	-11	-1.8	0	9	-5.5
Total	4	141	720	104	616	4.4	3	38	154.0
Opponents	4	141	484	171	313	2.2	4	24	78.2

Passing	gp	effic	comp-att-int	pct	yds	td	lg	avg/g
KEETON, Chuckie	3	92.81	51-92-4	55.4	426	2	37	142.0
GARRETSON, Darell	2	123.51	38-62-2	61.3	389	3	81	194.5
TEAM	3	0.00	0-1-0	0.0	0	0	0	0.0
BUTLER, Ronald	4	799.60	1-1-0	100.0	44	1	44	11.0
Total	4	108.95	90-156-6	57.7	859	6	81	214.8
Opponents	4	112.04	91-171-6	53.2	1026	8	52	256.5

Receiving	gp	no.	yds	avg	td	lg	avg/g
SHARP, Hunter	4	23	305	13.3	2	81	76.2
NATSON, JoJo	4	20	172	8.6	1	44	43.0
BUTLER, Ronald	4	13	174	13.4	1	42	43.5
HOUSTON, Wyatt	4	9	65	7.2	1	12	16.2
SWINDALL, Brandon	2	5	37	7.4	0	13	18.5
HUNT, LaJuan	4	4	34	8.5	0	19	8.5
ROBINSON, Devonte	4	3	27	9.0	0	11	6.8
COURT, Jefferson	4	3	17	5.7	1	10	4.2
WEICHERS, Hayden	4	3	15	5.0	0	9	3.8
PATTERSON, Damoun	4	2	9	4.5	0	7	2.2
HILL, Joe	3	2	1	0.5	0	2	0.3
WEESE, Tyler	4	1	4	4.0	0	4	1.0
HALL, Rashad	4	1	0	0.0	0	0	0.0
WILLIAMS, Kennedy	4	1	-1	-1.0	0	0	-0.2
Total	4	90	859	9.5	6	81	214.8
Opponents	4	91	1026	11.3	8	52	256.5

Punt Returns	no.	yds	avg	td	lg
NATSON, JoJo	6	80	13.3	1	52
WEICHERS, Hayden	3	0	0.0	0	1
FLOYD, Tyler	1	-3	-3.0	0	0
Total	10	77	7.7	1	52
Opponents	4	11	2.8	0	9

Interceptions	no.	yds	avg	td	lg
DAVIS, Jalen	2	65	32.5	1	44
SUTERA, Frankie	2	24	12.0	0	24
SUITE, Brian	1	0	0.0	0	0
VIGIL, Zach	1	35	35.0	1	35
Total	6	124	20.7	2	44
Opponents	6	148	24.7	1	72

Kick Returns	no.	yds	avg	td	lg
WILLIAMS, Kennedy	12	251	20.9	0	36
LEE, Kelvin	1	21	21.0	0	21
FILIAGA, LT	1	13	13.0	0	13
Total	14	285	20.4	0	36
Opponents	10	177	17.7	0	29

Fumble Returns	no.	yds	avg	td	lg
CENTERS, Devin	1	47	47.0	1	47
GREEN, Torrey	1	4	4.0	0	4
Total	2	51	25.5	1	47
Opponents	0	0	0.0	0	0





Scoring	td	fg	PAT				dxp	saf	pts
			kick	rush	rcv	pass			
DIAZ, Nick	-	3-5	10-13	-	-	-	-	-	19
NATSON, JoJo	2	-	-	-	-	-	-	-	12
SHARP, Hunter	2	-	-	-	-	-	-	-	12
CENTERS, Devin	1	-	-	-	-	-	-	-	6
HALL, Rashad	1	-	-	-	-	-	-	-	6
COURT, Jefferson	1	-	-	-	-	-	-	-	6
HILL, Joe	1	-	-	-	-	-	-	-	6
BUTLER, Ronald	1	-	-	-	-	-	-	-	6
HOUSTON, Wyatt	1	-	-	-	-	-	-	-	6
DAVIS, Jalen	1	-	-	-	-	-	-	-	6
VIGIL, Zach	1	-	-	-	-	-	-	-	6
KEETON, Chuckie	1	-	-	-	-	-	-	-	6
THOMPSON, Jake	-	0-3	-	-	-	-	-	-	0
Total	13	3-8	10-13	-	-	-	-	-	97
Opponents	13	4-7	13-13	-	-	-	-	-	103

Total Offense	g	plays	rush	pass	total	avg/g
KEETON, Chuckie	3	112	81	426	507	169.0
GARRETSON, Darell	2	68	-11	389	378	189.0
NATSON, JoJo	4	17	158	0	158	39.5
HALL, Rashad	4	33	141	0	141	35.2
HUNT, LaJuan	4	28	103	0	103	25.8
HILL, Joe	3	26	87	0	87	29.0
WILLIAMS, Kennedy	4	5	64	0	64	16.0
BUTLER, Ronald	4	1	0	44	44	11.0
SHARP, Hunter	4	1	9	0	9	2.2
TEAM	3	4	-7	0	-7	-2.3
BENTRUDE, Jaron	4	1	-9	0	-9	-2.2
Total	4	297	616	859	1475	368.8
Opponents	4	312	313	1026	1339	334.8

Field Goals	fg	pct.	01-19	20-29	30-39	40-49	50-99	lg	blk
THOMPSON, Jake	0-3	0.0	0-0	0-0	0-0	0-2	0-1	0	1
DIAZ, Nick	3-5	60.0	0-0	2-3	1-2	0-0	0-0	31	2

Punting	no.	yds	avg	lg	tb	fc	i20	50+	blk
BENTRUDE, Jaron	29	1125	38.8	52	1	14	13	3	0
Total	29	1125	38.8	52	1	14	13	3	0
Opponents	30	1180	39.3	53	1	10	10	1	0

FG Sequence	Utah State	Opponents
Tennessee	48	41,(36)
Idaho State	54,(31),(24)	(21),(49),42
Wake Forest	(26),26	(30)
Arkansas State	45,38	44

Kickoffs	no.	yds	avg	tb	ob	retn	net	ydln
THOMPSON, Jake	19	1163	61.2	6	2			
Total	19	1163	61.2	6	2	17.7	44.0	21
Opponents	20	1205	60.2	5	1	20.4	39.8	25

Numbers in (parentheses) indicate field goal was made.





2014 UTAH STATE FOOTBALL STATS

#	Defensive Leaders	gp	Tackles				Sacks no-yds	Pass defense			Fumbles		blkd	
			ua	a	tot	tfl/yds		int-yds	brup	qbh	rcv-yds	ff	kick	saf
41	VIGIL, Nick	4	22	18	40	5.5-22	2.0-13	.	2	4	.	2	.	.
53	VIGIL, Zach	4	22	15	37	6.0-19	2.0-7	1-35	2	4
37	CENTERS, Devin	4	22	12	34	4.5-25	3.0-20	.	1	1	2-47	.	.	.
5	FILIAGA, LT	4	9	17	26	2.0-10	.	.	1	2	2-0	.	.	.
21	SUITE, Brian	4	9	12	21	0.5-0	.	1-0	2
46	SUTERA, Frankie	4	10	10	20	0.5-1	.	2-24	.	2	.	1	.	.
1	GRAY, Daniel	4	8	9	17	.	.	.	4	1
39	GREEN, Torrey	4	6	9	15	5.0-14	2.0-10	.	.	3	1-4	1	.	.
99	LARSEN, B.J.	4	5	8	13	6.0-28	3.0-21	.	1	2
97	NIELSEN, Jordan	4	3	7	10	2.0-7	.	.	.	4
95	ALI'IFUA, Ricky	4	2	7	9	1.0-2	.	.	1
13	DAVIS, Jalen	4	5	4	9	.	.	2-65	3	1
22	HAYES, Bryant	3	5	3	8	1.0-1	.	.	3
70	SEEFELDT, Travis	4	3	5	8	2.5-11	1.0-9	.	1	2
96	KAMANA-MATAGI, Elv	4	1	4	5
6	STEWART, Rashard	4	3	2	5	.	.	.	3
45	BALDOMERO, Jarom	4	1	3	4	1.0-5
91	TAUFA, Siua	4	1	3	4	0.5-2	.	.	.	1
52	TAYLOR, John	4	2	1	3	3
0J	NATSON, JoJo	4	2	.	2
23	OKONKWO, Michael	4	2	.	2
9	FACKRELL, Kyler	1	2	.	2
84	PATTERSON, Damoun	4	.	2	2
1A	LEE, Kelvin	4	1	.	1
76	SIMONICH, Jake	4	1	.	1
24	EVANS, Marwin	4	.	1	1
15	FLOYD, Tyler	4	1	.	1
4	SHARP, Hunter	4	1	.	1
31	PAINTER, Jentz	4	.	1	1
Total		4	149	153	302	38-147	13-80	6-124	24	30	5-51	4	.	.
Opponents		4	139	180	319	30-92	7-38	6-148	21	16	3-0	2	4	.



2014 UTAH STATE FOOTBALL STATS



TEAM STATISTICS

Date	Opponent	Rushing				Receiving				Passing				Kick Returns				Punt Returns				tot off
		no.	yds	td	lg	no.	yds	td	lg	cmp-att-int	yds	td	lg	no.	yds	td	lg	no.	yds	td	lg	
Aug 31	at Tennessee	24	100	0	38	18	144	1	37	18-35-2	144	1	37	7	134	0	36	1	6	0	6	244
Sep 06	IDAHO STATE	45	311	3	34	13	116	0	24	13-30-1	116	0	24	2	37	0	21	6	55	1	52	427
Sep 13	WAKE FOREST	35	60	0	16	32	331	3	44	32-44-2	331	3	44	3	72	0	30	2	16	0	16	391
Sep 20	at Arkansas State	37	145	0	31	27	268	2	81	27-47-1	268	2	81	2	42	0	23	1	0	0	0	413
Utah State		141	616	3	38	90	859	6	81	90-156-6	859	6	81	14	285	0	36	10	77	1	52	1475
		141	313	4	24	91	1026	8	52	91-171-6	1026	8	52	10	177	0	29	4	11	0	9	1339

Games played: 4
 Avg per rush: 4.4
 Avg per catch: 9.5
 Pass efficiency: 108.95
 Kick ret avg: 20.4
 Punt ret avg: 7.7
 All purpose avg/game: 490.2
 Total offense avg/gm: 368.8

Date	Opponent	Tackles				Sacks no-yds	Fumble		Pass Defense			blkd kick	PAT Attempts			off			
		ua	a	total	tfl-yds		ff	fr-yds	int-yds	qbh	brup		kick	rush	rcv	saf	t/o	pts	
Aug 31	at Tennessee	49	28	77	5.0-24	2.0-14	0	0-0	0-0	2	1	0	1-1	0	0	0	0	0	7
Sep 06	IDAHO STATE	27	62	89	9.0-22	1.0-8	1	1-4	3-65	5	8	0	4-5	0	0	0	0	38	40
Sep 13	WAKE FOREST	20	44	64	14.0-54	6.0-39	2	1-47	2-59	18	11	0	3-5	0	0	0	0	40	36
Sep 20	at Arkansas State	53	19	72	10.0-47	4.0-19	1	3-0	1-0	5	4	0	2-2	0	0	0	0	0	14
Utah State		149	153	302	38.0-147	13.0-80	4	5-51	6-124	30	24	0	10-13	0	0	0	0	78	97
		139	180	319	30.0-92	7.0-38	2	3-0	6-148	16	21	4	13-13	0	0	0	0	85	103

Date	Opponent	Punting							Field Goals			Kickoffs						
		no.	yds	avg	long	blkd	tb	fc	50+	i20	md-att	long	blkd	no.	yds	avg	tb	ob
Aug 31	at Tennessee	8	302	37.8	47	0	0	6	0	1	0-1	0	0	2	129	64.5	0	0
Sep 06	IDAHO STATE	7	284	40.6	50	0	0	4	1	6	2-3	31	1	8	489	61.1	3	0
Sep 13	WAKE FOREST	6	264	44.0	52	0	1	3	2	3	1-2	26	1	6	351	58.5	3	1
Sep 20	at Arkansas State	8	275	34.4	47	0	0	1	0	3	0-2	0	1	3	194	64.7	0	1
Utah State		29	1125	38.8	52	0	1	14	3	13	3-8	31	3	19	1163	61.2	6	2
		30	1180	39.3	53	0	1	10	1	10	4-7	49	0	20	1205	60.2	5	1





2014 UTAH STATE FOOTBALL STATS

OPPONENT STATISTICS

Date	Opponent	Rushing				Receiving				Passing				Kick Returns				Punt Returns				tot off		
		no.	yds	td	lg	no.	yds	td	lg	cmp	att	int	yds	td	lg	no.	yds	td	lg	no.	yds		td	lg
Aug 31	at Tennessee	39	110	2	9	28	273	3	38	28	40	0	273	3	38	2	35	0	18	0	0	0	0	383
Sep 06	IDAHO STATE	31	102	0	18	24	306	2	52	24	48	3	306	2	52	4	57	0	16	0	0	0	0	408
Sep 13	WAKE FOREST	24	-25	0	11	20	257	2	36	20	50	2	257	2	36	2	40	0	22	1	0	0	0	232
Sep 20	at Arkansas State	47	126	2	24	19	190	1	24	19	33	1	190	1	24	2	45	0	29	3	11	0	9	316
Opponents		141	313	4	24	91	1026	8	52	91	171	6	1026	8	52	10	177	0	29	4	11	0	9	1339
		141	616	3	38	90	859	6	81	90	156	6	859	6	81	14	285	0	36	10	77	1	52	1475

Games played: 4
 Avg per rush: 2.2
 Avg per catch: 11.3
 Pass efficiency: 112.04
 Kick ret avg: 17.7
 Punt ret avg: 2.8
 All purpose avg/game: 418.8
 Total offense avg/gm: 334.8

Date	Opponent	Tackles				Sacks no-yds	Fumble		Pass Defense			blkd kick	PAT Attempts			off		
		ua	a	total	tfl-yds		ff	fr-yds	int-yds	qbh	brup		kick	rush	rcv	saf	t/o	pts
Aug 31	at Tennessee	39	16	55	6.0-17	1.0-5	1	1-0	2-23	5	2	0	5-5	0	0	0	51	38
Sep 06	IDAHO STATE	22	74	96	6.0-15	1.0-5	0	1-0	1-21	4	6	1	2-2	0	0	0	6	20
Sep 13	WAKE FOREST	30	68	98	11.0-34	2.0-11	1	1-0	2-104	3	5	2	3-3	0	0	0	28	24
Sep 20	at Arkansas State	48	22	70	7.0-26	3.0-17	0	0-0	1-0	4	8	1	3-3	0	0	0	0	21
Opponents		139	180	319	30.0-92	7.0-38	2	3-0	6-148	16	21	4	13-13	0	0	0	85	103
		149	153	302	38.0-147	13.0-80	4	5-51	6-124	30	24	0	10-13	0	0	0	78	97

Date	Opponent	Punting								Field Goals			Kickoffs					
		no.	yds	avg	long	blkd	tb	fc	50+	i20	md-att	long	blkd	no.	yds	avg	tb	ob
Aug 31	at Tennessee	8	298	37.2	53	0	0	4	1	4	1-2	36	0	7	407	58.1	0	0
Sep 06	IDAHO STATE	8	285	35.6	49	0	1	0	0	1	2-3	49	0	5	299	59.8	2	1
Sep 13	WAKE FOREST	7	312	44.6	49	0	0	3	0	2	1-1	30	0	5	310	62.0	2	0
Sep 20	at Arkansas State	7	285	40.7	45	0	0	3	0	3	0-1	0	0	3	189	63.0	1	0
Opponents		30	1180	39.3	53	0	1	10	1	10	4-7	49	0	20	1205	60.2	5	1
		29	1125	38.8	52	0	1	14	3	13	3-8	31	3	19	1163	61.2	6	2



2014 UTAH STATE FOOTBALL STATS



GAME-BY-GAME STARTERS

OFFENSE	LT	LG	OC	RG	RT	TE/WR*	WR	WR	WR	WR	RB	QB
at Tennessee	Whimpey	Vavau	Stephens	Fisilau	Simonich	Court	Swindall	Natson	Butler	Hill	Keeton	
Idaho St.	Whimpey	Vavau	Stephens	Fisilau	Simonich	Houston	Swindall	Natson	Sharp	Hill	Keeton	
Wake Forest	Whimpey	Vavau	Stephens	Fisilau	Simonich	Patterson*	Butler	Natson	Sharp	Hill	Keeton	
at Arkansas St. at BYU	Whimpey	Mosley	Stephens	Fisilau	Simonich	Houston	Butler	Natson	Sharp	Hill	Garretson	

Air Force
at Colorado St.
UNLV
at Hawai'i
at Wyoming
New Mexico
San José St.
at Boise St.

DEFENSE	DE	NG	DE	LB	LB	LB	CB/SS*	CB	CB	FS	SS
at Tennessee	Larsen	Matagi	Nielsen	Fackrell	Z. Vigil	N. Vigil	Hayes	Gray	Davis	Suite	Centers
Idaho St.	Larsen	Matagi	Nielsen	L. Filiaga	Z. Vigil	N. Vigil	Hayes	Gray	Davis	Suite	Centers
Wake Forest	Larsen	Matagi	Nielsen	L. Filiaga	Z. Vigil	N. Vigil	Sutera*	Gray	Davis	Suite	Centers
at Arkansas St. at BYU	Larsen	Matagi	Nielsen	L. Filiaga	Z. Vigil	N. Vigil	Sutera*	Gray	Davis	Suite	Centers

Air Force
at Colorado St.
UNLV
at Hawai'i
at Wyoming
New Mexico
San José St.
at Boise St.

GAME-BY-GAME STATISTICS

OFFENSE (att-yds-TD-LG)	Rushing	Passing (C-A-TD-YD-INT-LG)	Total Off.	FD	TO	Pen.	Punts	Time	Pts.
at Tennessee	24-100-0-38	18-35-1-144-2-37	69-244-1-38	11	3	5-42	8-302	25:25	7
Idaho St.	45-311-3-34	13-30-0-116-1-24	75-427-3-34	21	2	14-160	7-284	32:09	40
Wake Forest	35-60-0-16	32-44-3-331-2-44	79-391-3-44	23	3	8-65	6-264	34:40	36
at Arkansas St. at BYU	37-145-0-31	27-47-2-268-1-81	84-413-2-81	19	1	11-100	8-275	31:56	14

Air Force
at Colorado St.
UNLV
at Hawai'i
at Wyoming
New Mexico
San José St.
at Boise St.

DEFENSE (att-yds-TD-LG)	Rushing	Passing (C-A-TD-YD-INT-LG)	Total Off.	FD	TO	Pen.	Punts	Time	Pts.
at Tennessee	39-110-2-9	28-40-3-273-0-38	79-383-5-38	24	0	6-40	8-298	34:35	38
Idaho St.	32-101-0-18	23-47-2-307-3-52	79-408-3-52	21	4	11-109	8-285	27:51	20
Wake Forest	24-(-25)-0-11	20-50-2-257-2-36	74-232-2-36	16	3	10-103	7-312	25:20	24
at Arkansas St. at BYU	47-126-2-24	19-33-1-190-1-24	80-316-3-24	22	4	8-62	7-285	28:04	21

Air Force
at Colorado St.
UNLV
at Hawai'i
at Wyoming
New Mexico
San José St.
at Boise St.

RUSHING (att-yds-TD-LG)	Garretson	Hall	Hill	Hunt	Keeton	Natson	Williams
at Tennessee	0-0-0-0	1-2-0-2	9-22-0-14	4-17-0-8	8-12-0-11	2-47-0-38	0-0-0-0
Idaho St.	0-0-0-0	11-69-1-20	15-69-1-17	7-28-0-10	8-74-1-26	1-29-0-29	2-43-0-34
Wake Forest	2-2-0-9	11-14-0-9	2-(-4)-0-0	6-10-0-6	4-(-5)-0-2	8-49-0-16	0-0-0-0
at Arkansas St. at BYU	4-(-13)-0-4	10-56-0-16	0-0-0-0	11-48-0-16	0-0-0-0	6-33-0-31	3-21-0-12

Air Force
at Colorado St.
UNLV
at Hawai'i
at Wyoming
New Mexico
San José St.
at Boise St.

Others: Bentrude (1-(-9)-0-0 at Arkansas St.); Robinson (1-0-0-0 at Arkansas St.); Sharp (1-9-0-9 at Arkansas St.)





2014 UTAH STATE FOOTBALL STATS

PASSING

(c-a-i-yds-TD-LG)

at Tennessee	Garretson 0-0-0-0-0-0	Keeton 18-35-3-144-1-37
Idaho St.	0-0-0-0-0-0	13-30-1-116-0-24
Wake Forest	11-16-1-121-1-42	20-27-1-166-1-19
at Arkansas St.	27-46-1-368-2-81	0-0-0-0-0-0
at BYU		
Air Force		
at Colorado St.		
UNLV		
at Hawai'i		
at Wyoming		
New Mexico		
San José St.		
at Boise St.		

Others: Butler (1-1-0-44-1-44 vs. Wake Forest)

RECEIVING

(no-yds-TD-LG)

at Tennessee	Butler 3-29-0-13	Court 0-0-0-0	Hill 2-1-0-2	Houston 2-13-0-9	Hunt 0-0-0-0	Natson 3-18-0-16	Robinson 1-9-0-9	Sharp 1-37-0-37	Swindall 5-37-0-13	Weese 0-0-0-0	Weichers 0-0-0-0
Idaho St.	1-7-0-7	1-10-0-10	0-0-0	2-17-0-9	1-19-0-19	6-59-0-24	0-0-0-0	0-0-0-0	0-0-0-0	1-4-0-4	1-0-0-0
Wake Forest	4-58-0-42	2-7-1-6	0-0-0-0	4-32-1-12	0-0-0-0	6-78-1-44	0-0-0-0	12-138-0-31	0-0-0-0	0-0-0-0	1-9-0-9
at Arkansas St.	5-80-1-41	0-0-0-0	0-0-0-0	1-3-0-3	3-15-0-7	5-17-0-7	2-18-0-11	9-130-1-81	0-0-0-0	0-0-0-0	1-6-0-6
at BYU											
Air Force											
at Colorado St.											
UNLV											
at Hawai'i											
at Wyoming											
New Mexico											
San José St.											
at Boise St.											

Others: Hall (1-0-0-0 vs. Wake Forest); Patterson (2-9-0-7 vs. Wake Forest); Williams (1-(-1)-0-0 vs. Arkansas St.)

FIELD GOALS (underlined are good)

(made-att)

at Tennessee	Diaz None	Ja. Thompson 48
Idaho St.	<u>31</u> , <u>24</u>	54^
Wake Forest	<u>26</u> , <u>26</u>	None
at Arkansas St.	38^	45
at BYU		
Air Force		
at Colorado St.		
UNLV		
at Hawai'i		
at Wyoming		
New Mexico		
San José St.		
at Boise St.		

^ = blocked kick

PUNTING

Bentruide	(no.-avg.-LG)	50+	In 20	In 10
at Tennessee	8-37.8-47	0	1	0
Idaho St.	7-40.6-50	1	6	1
Wake Forest	6-44.0-52	2	3	1
at Arkansas St.	8-34.4-47	0	3	1
at BYU				
Air Force				
at Colorado St.				
UNLV				
at Hawai'i				
at Wyoming				
New Mexico				
San José St.				
at Boise St.				

PUNT RETURNS

(no-yds-TD-LG)

at Tennessee	Natson 1-6-0-6
Idaho St.	2-58-1-52
Wake Forest	2-16-0-16
at Arkansas St.	1-0-0-0
at BYU	
Air Force	
at Colorado St.	
UNLV	
at Hawai'i	
at Wyoming	
New Mexico	
San José St.	
at Boise St.	

Others: Weichers (vs. Idaho St., 3-0-0-1); Floyd (vs. Idaho St., 1-(-3)-0-0)

KICKOFF RETURNS

(no-yds-TD-LG)

at Tennessee	Filiaga 1-13-0-13	Lee 0-0-0-0	Williams 6-121-0-36
Idaho St.	0-0-0-0	1-21-0-21	1-16-0-16
Wake Forest	0-0-0-0	0-0-0-0	3-72-0-30
at Arkansas St.	0-0-0-0	0-0-0-0	2-42-0-23
at BYU			
Air Force			
at Colorado St.			
UNLV			
at Hawai'i			
at Wyoming			
New Mexico			
San José St.			
at Boise St.			



2014 UTAH STATE FOOTBALL STATS



DEFENSIVE TACKLES (S-A-Total)

Defensive Line	Ali'ifua	Larsen	Matagi	Nielsen	Seefeldt	Taufa	Taylor
at Tennessee	2-3-5	1-1-2	0-0-0	0-1-1	2-1-3	1-0-1	0-0-0
Idaho St.	0-3-3	1-5-6	0-3-3	1-1-2	0-3-3	0-1-1	1-0-1
Wake Forest	0-1-1	3-1-4	0-1-1	0-2-2	0-1-1	0-2-2	0-0-0
at Arkansas St.	0-0-0	0-1-1	1-0-1	2-3-5	1-0-1	0-0-0	1-1-2
at BYU							
Air Force							
at Colorado St.							
UNLV							
at Hawai'i							
at Wyoming							
New Mexico							
San José St.							
at Boise St.							

Linebackers	Baldomero	Fackrell	Filiaga	Green	Harold	Okonkwo	N. Vigil	Z. Vigil
at Tennessee	1-1-2	2-0-2	1-0-1	1-3-4	0-0-0	1-0-1	12-3-15	6-4-10
Idaho St.	0-2-2	0-0-0	2-8-10	2-2-4	0-0-0	0-0-0	1-7-8	2-7-9
Wake Forest	0-0-0	0-0-0	0-5-5	2-4-6	0-0-0	0-0-0	2-7-9	2-2-4
at Arkansas St.	0-0-0	0-0-0	6-4-10	1-0-1	0-0-0	1-0-1	7-1-8	12-2-14
at BYU								
Air Force								
at Colorado St.								
UNLV								
at Hawai'i								
at Wyoming								
New Mexico								
San José St.								
at Boise St.								

Secondary	Centers	Davis	Evans	Floyd	Gray	Hayes	Hines	Painter	Stewart	Suite	Sutera
at Tennessee	6-3-9	1-3-4	0-0-0	0-0-0	2-4-6	2-0-2	0-0-0	0-0-0	0-0-0	3-1-4	3-0-3
Idaho St.	7-3-10	0-1-1	0-1-1	1-0-1	1-2-3	3-3-6	None	0-1-1	3-1-4	1-5-6	0-2-2
Wake Forest	1-3-4	2-0-2	0-0-0	0-0-0	3-1-4	0-0-0	0-0-0	0-0-0	0-1-1	1-6-7	3-6-9
at Arkansas St.	8-3-11	2-0-2	0-0-0	0-0-0	2-2-4	0-0-0	0-0-0	0-0-0	0-0-0	4-0-4	4-2-6
at BYU											
Air Force											
at Colorado St.											
UNLV											
at Hawai'i											
at Wyoming											
New Mexico											
San José St.											
at Boise St.											

DEFENSIVE SPECIAL PLAYS

Opponent	Sacks	Int.	FF	FR	PBU	QBH
at Tennessee	N. Vigil, Seefeldt	None	None	None	Suite	Seefeldt, Taufa
Idaho St.	Centers	Davis (2)*, Suite	Green	Green	Hayes (3), Centers, N. Vigil, Stewart, Gray, Davis	Nielsen (2), N. Vigil, Green, Seefeldt
Wake Forest	Larsen (3), N. Vigil, Green, Centers	Sutera, Z. Vigil*	N. Vigil, Sutera	Centers*	Gray (2), Stewart (2), N. Vigil, Suite, Z. Vigil, Larsen, Davis, Seefeldt, Ali'ifua	Z. Vigil (4), N. Vigil (3), L. Filiaga (2), Larsen (2), Taylor (2), Sutera, Gray, Centers, Davis, Nielsen
at Arkansas St.	Z. Vigil (2), Centers, Green	Sutera	N. Vigil	L. Filiaga (2)	Z. Vigil, L. Filiaga, Gray, Davis, Centers	Green (2), Sutera, Nielsen, Taylor

at BYU
 Air Force
 at Colorado St.
 UNLV
 at Hawai'i
 at Wyoming
 New Mexico
 San José St.
 at Boise St.
 * = TD





2014 UTAH STATE FOOTBALL STATS

2014 CAPTAINS

NO	NAME	YR	POS
6	Rashard Stewart	SR	CB
9	Kyler Fackrell	JR	LB
10	Darell Garretson	SO	QB
11	Brandon Swindall	JR	WR
12	Alex Huerta	FR	LB
16	Chuckie Keeton	SR	QB
21	Brian Suite	SR	S
32	Joe Hill	SR	RB
37	Devin Centers	SO	S
41	Nick Vigil	SO	LB
45	Jarom Baldomero	JR	LB
46	Frankie Sutura	SR	S
53	Zach Vigil	SR	LB
65	Austin Albrecht	SO	OL
70	Travis Seefeldt	JR	NG
74	Kevin Whippey	SR	OL
75	Taani Fisilau	JR	OL
76	Jake Simonich	SO	OL
83	Wyatt Houston	SO	TE
84	Damoun Patterson	FR	WR
88	Braelon Roberts	FR	WR
97	Jordan Nielsen	JR	DE
99	B.J. Larsen	SR	DE

MW POW NOMINEES

(offense-defense-special teams)

	Offense	Defense	Special
UT	NA	N. Vigil	NA
ISU	Natson	Davis	Natson
WF	Sharp	Z. Vigil	Bentrude
ASU	Sharp	Z. Vigil	NA
BYU			
AFA			
CSU			
UNLV			
UH			
UW			
NM			
SJSU			
BS			

Underline = 2014 winner

RED ZONE

	Utah State			Opponent		
	#	TD	FG	#	TD	FG
UT	0	0	0	6	5	1
ISU	6	3	2	1	0	1
WF	5	2	1	3	2	1
ASU	1	0	0	3	2	0
BYU						
AFA						
CSU						
UNLV						
UH						
UW						
NM						
SJSU						
BS						

USU - 12 Poss., 8 Score (66.6%)

Opp - 13 Poss., 12 Score (92.3%)

POINTS OFF TURNOVERS

	Utah State			Opponent		
	#	TD	FG	#	TD	FG
UT	0	0	0	3	2	1
ISU	4	2	2	2	0	1
WF	3	3	0	3	2	0
ASU	4	0	0	1	0	0
BYU						
AFA						
CSU						
UNLV						
UH						
UW						
NM						
SJSU						
BS						

USU - 11 TO's, 7 Scores (63.6%)

Opp. - 9 TO's, 6 Scores (66.6%)

SCORE BY QUARTERS

	Utah State	Opponent
UT	0-0-0-7=7	14-3-7-14=38
ISU	6-14-13-7=40	0-6-7-7=20
WF	7-22-7-0=36	7-0-17-0=24
ASU	7-0-7-0=14	0-0-7-7=21
BYU		
AFA		
CSU		
UNLV		
UH		
UW		
NM		
SJSU		
BS		

USU - 20-36-27-14-0 = 97 / 24.3 ppg

Opp. - 21-9-38-28-7 = 103 / 25.8 ppg

EXPLOSIVES

(20-Plus Yard Plays)

	Utah State			Opponent		
	Run	Pass	TD	Run	Pass	TD
UT	1	1	1	0	3	0
ISU	5	2	1	1	4	2
WF	0	3	1	0	4	0
ASU	1	3	2	3	3	1
BYU						
AFA						
CSU						
UNLV						
UH						
UW						
NM						
SJSU						
BS						

Totals 7 9 5 4 14 3

INDIVIDUAL EXPLOSIVES

(20-Plus Yard Plays)

(Touchdowns Underlined)

Rushing (6)

Hall - 1 (20)
 Keeton - 2 (26, 22)
 Natson - 3 (38, 29, 31)
 Williams - 1 (34)

Receiving (6)

Natson - 3 (24, 20, 44)
 Sharp - 3 (37, 31, 81)
 Butler - 3 (42, 21, 41)



2014 UTAH STATE FOOTBALL STATS



UTAH STATE SCORING DRIVES

Opp.	Qtr	Pl-Yds	Time	Score
UT	4th	2-75	0:30	Sharp 37 Pass
ISU	1st	4-8	2:04	Diaz 31 FG
ISU	1st	8-33	2:36	Diaz 24 FG
ISU	2nd	8-52	3:51	Hall 5 Run
ISU	3rd	3-17	1:46	Hill 1 Run
ISU	4th	9-80	1:20	Keeton 10 Run
WF	2nd	5-67	1:53	Natson 44 Pass
WF	2nd	3-26	0:53	Court 6 Pass
WF	2nd	8-46	2:26	Diaz 26 FG
WF	3rd	5-75	2:03	Houston 5 Pass
ASU	1st	1-81	0:10	Sharp 81 Pass
ASU	3rd	8-75	3:51	Butler 41 Pass

NON-OFFENSIVE SCORES

ISU	2nd	Natson	52	Punt Return
ISU	3rd	Davis	44	Interception Return
WF	1st	Z. Vigil	35	Interception Return
WF	2nd	Centers	47	Fumble Return

OPPONENT SCORING DRIVES

OOpp.	Qtr	Pl-Yds	Time	Score
UT	1st	6-70	2:30	8 Run
UT	1st	1-12	0:06	12 Pass
UT	2nd	8-27	1:19	36 FG
UT	3rd	13-69	6:00	14 Pass
UT	3rd	8-73	2:58	15 Pass
UT	4th	2-11	0:51	7 Run
ISU	2nd	11-71	2:37	21 FG
ISU	2nd	5-22	1:23	49 FG
ISU	3rd	4-61	1:20	42 Pass
ISU	4th	3-67	1:27	52 Pass
WF	3rd	3-5	1:03	3 Pass
WF	3rd	7-78	2:33	10 Pass
WF	3rd	13-66	4:38	30 FG
ASU	3rd	3-13	1:05	12 Run
ASU	4th	10-66	2:59	4 Run
ASU	OT	2-25	0:00	24 Pass

NON-OFFENSIVE SCORES

WF	1st	72	Interception Return
----	-----	----	---------------------

AVERAGE FIELD POSITION

	Utah State	Opponent
UT	Own 24	Own 40
ISU	Own 39	Own 22
WF	Own 35	Own 27
ASU	Own 30	Own 29
BYU		
AFA		
CSU		
UNLV		
UH		
UW		
NM		
SJSU		
BS		

USU DRIVE START POSITION/RESULT

(-20 = inside or at own 20-yard line;
50+=drives started on other side of 50 - in opponent territory)

	-20	TD	FG	50+	TD	FG
UT	6	0	0	0	0	0
ISU	1	1	0	4	2	1
WF	3	0	0	3	2	0
ASU	5	1	0	3	0	0
BYU						
AFA						
CSU						
UNLV						
UH						
UW						
NM						
SJSU						
BS						
Totals	15	2	0	10	4	1

OPP. START POSITION/RESULT

(-20 = inside or at own 20-yard line;
50+=drives started on other side of 50 - in opponent territory)

	-20	TD	FG	50+	TD	FG
UT	3	0	0	4	2	1
ISU	9	0	0	0	0	0
WF	5	0	0	2	1	0
ASU	6	0	0	2	1	0
BYU						
AFA						
CSU						
UNLV						
UH						
UW						
NM						
SJSU						
BS						
Totals	23	0	0	8	4	1

DRIVE CHARTS

	Drives	Scores	TD	FG	Punt	TO	Downs	Half	Safety	Scoring Pct.
Utah State	65	13	10	3	29	9	4	3	0	20.0%
Opponent	68	17	13	4	29	11	0	3	0	25.0%





2014 UTAH STATE FOOTBALL LAST TIME STATS

UTAH STATE...

OFFENSE

- **200 Yards Rushing** - 253 at San José State, 2013
- **300 Yards Rushing** - 311 vs. IDAHO STATE, 2014
- **400 Yards Rushing** - 440 vs. Weber State, 2011
- **300 Yards Passing** - 370 vs. Hawai'i, 2013
- **400 Yards Passing** - 426 vs. UNLV, 2012
- **500 Yards Passing** - 509 vs. Boise State, 2000
- **500 Yards Total Offense** - 533 vs. Hawai'i, 2013
- **600 Yards Total Offense** - 646 at Louisiana Tech, 2012
- **40 Points** - 40 vs. IDAHO STATE, 2014
- **50 Points** - 52 at Air Force, 2013
- **60 Points** - 63 vs. Wyoming, 2011
- **70 Points** - 70 vs. Weber State, 2013
- **Safety By USU** - vs. UNLV, 2012

OPPONENT...

DEFENSE

- **200 Yards Rushing** - 233 at Louisiana Tech, 2012
- **300 Yards Rushing** - 387 at Nevada, 2010
- **400 Yards Rushing** - 408 at Oregon, 2008
- **300 Yards Passing** - 404 at Fresno State, 2013
- **400 Yards Passing** - 404 at Fresno State, 2013
- **500 Yards Passing** - 505 at Texas Tech, 2000
- **500 Yards Total Offense** - 500 vs. Nevada, 2011
- **600 Yards Total Offense** - 629 at Louisiana Tech, 2012
- **40 Points** - 41 at Louisiana Tech, 2012
- **50 Points** - 56 at Nevada, 2010
- **60 Points** - 66 at Oregon, 2008
- **70 Points** - 70 at Fresno State, 2001
- **Safety Against USU** - New Mexico State, 2010

UTAH STATE INDIVIDUAL

- **100 Yards Rushing** - 23-143 Joey DeMartino vs. Northern Illinois, 2013
- **200 Yards Rushing** - 18-235 3 TDs, Kerwynn Williams vs. Toledo, 2012
- **100 Yards Rushing by a Quarterback** - 17-121 2TD's, Chuckie Keeton at Louisiana Tech, 2012
- **Two Players with 100 Yards Rushing** - Kerwynn Williams (20-162 2TD) and Chuckie Keeton (17-121) at Louisiana Tech, 2012
- **300 Yards Passing** - 370 (28-41), Darell Garretson vs. Hawai'i, 2013
- **400 Yards Passing** - 426 (21-34), Chuckie Keeton vs. UNLV, 2012
- **Three TD Passes** - 3, Darell Garretson vs. Wyoming, 2013
- **Four TD Passes** - 4, Chuckie Keeton vs. Texas State, 2012
- **Five or More TD Passes** - 5, Chuckie Keeton vs. Weber State, 2013
- **Two Players with 100 Yards Passing** - Patrick Mullins (11-for-16, 105) and Matt Sauk (12-for-25, 169) vs. BYU, 1996
- **100 Yards Receiving** - 9-130, HUNTER SHARP at ARKANSAS STATE, 2014
- **200 Yards Receiving** - 11-221, Kevin Curtis at South Florida, 2001
- **Two Players with 100 Yards Receiving** - Travis Reynolds (7-129) and Travis Van Leeuwen (4-112,) at UNLV, 2013
- **100 Yards Receiving by a Running Back** - 4-125 TD, Kerwynn Williams at Louisiana Tech, 2012
- **100 Yards Rushing and Receiving** - 162 rush, 125 rec, Kerwynn Williams, at Louisiana Tech, 2012
- **200 Yards All Purpose** - 269, Kerwynn Williams vs. Toledo, 2012
- **More Than Two Rushing TD In One Game** - 3, Joey DeMartino at New Mexico, 2013
- **More Than Three Rushing TD In One Game** - 4, Robert Turbin vs. Colorado State, 2011
- **More Than One Receiving TD In Game** - 2, BRANDON SWINDALL at UTAH, 2013
- **More Than Three Combined TD In Game** - 4, Joey DeMartino (3 rush, 1 rec), at New Mexico, 2013
- **TD Pass By A Non-QB** - 44, RONALD BUTLER (WR), vs. WAKE FOREST, 2014
- **80-Yard Run For A Touchdown** - 86, Kerwynn Williams at San Jose State, 2012
- **80-Yard Pass For A Touchdown** - 81, HUNTER SHARP from DARELL GARRETSON, at ARKANSAS STATE, 2014
- **50-Yard Field Goal** - 52, Jake Thompson vs. Hawai'i, 2013
- **Four Field Goals** - 4, Nick Diaz at San José State, 2013
- **Kickoff Return For A Touchdown** - 92, Kerwynn Williams at Nevada, 2010
- **Punt Return For A Touchdown** - 52, JOJO NATSON vs. IDAHO STATE, 2014
- **Interception Return For A Touchdown** - 37, ZACH VIGIL vs. WAKE FOREST, 2014
- **Fumble Return For A Touchdown** - 47, DEVIN CENTERS vs. WAKE FOREST, 2014
- **Kick Blocked For A Touchdown** - (PUNT) 1, Zach Vigil vs. Utah, 2012
- **Two-Point Conversion** - (Pass) Diondre Borel to Robert Turbin vs. Nevada, 2009

OPPONENT INDIVIDUAL

- **100 Yards Rushing** - 18-100 TD, JOHNSTON WHITE (ARKANSAS STATE), 2014
- **200 Yards Rushing** - 35-208 2TD's, DeMarco Murray (Oklahoma), 2010
- **Two Players With 100 Yards Rushing** - 13-121 4TD's Doug Martin and 16-116 2TD's Jeremy Avery, (Boise State), 2009
- **300 Yards Passing** - 23-47-3, 307, 2TD's, Justin Arias (Idaho State), 2014
- **400 Yards Passing** - 36-53-2, 404, 3TD's, Derrick Carr (at Fresno State), 2013
- **100 Yards Receiving** - 9-168 TD, Davante Adams (at Fresno State), 2013
- **200 Yards Receiving** - 12-205, Rihshard Matthews (Nevada), 2011
- **Two Players With 100 Yards Receiving** - Davante Adams 9-168 TD and Isaiah Burse 17-132 TD (Fresno States), 2013
- **Three Players With 100 Yards Receiving** - C.J.Hawthorne, 9-116 1TD, J.Rivers 7-130 TD and R.Grice-Mullen, 5-113 (Hawai'i), 2007
- **80-Yard Run For A Touchdown** - 92, Demarco Murray (Oklahoma), 2007
- **80-Yard Pass For A Touchdown** - 82, Ryan Lindley To Vincent Brown (San Diego State), 2010
- **50-Yard Field Goal** - 52, Kyle Brotzman (Boise State), 2009
- **Kickoff Return For A Touchdown** - 87, Bernard Reedy (Toledo), 2012
- **Punt Return For A Touchdown** - 82, Kenzel Doe (Wisconsin), 2012
- **Interception Return For A Touchdown** - 72, JOSH BANKS (WAKE FOREST), 2014
- **Fumble Return For A Touchdown** - 38, Spencer Unga (Weber State), 2013
- **Kick Blocked For A Touchdown** - (Punt) 16, la Falo (Boise State), 2007



2014 UTAH STATE FOOTBALL ROSTERS



ALPHABETICAL			NUMERICAL							
No.	Name	Pos.	No.	Name	Pos.	Ht.	Wt.	Cl.	Exp.	Hometown (High School/Last School)
55	Adeoye, Adewale	LB	1	Daniel Gray	CB	5-11	170	So.	RS	Fort Lauderdale, Fla. (Boyd Anderson HS/Tennessee)
65	Albrecht, Austin	OL	2	Marquan Ellison	CB	5-11	175	So.	1L	Milwaukee, Wis. (Bradley Tech HS)
95	Ali'ifua, Ricky	DE	2	Kent Myers	QB	6-0	185	Fr.	HS	Rowlett, Texas (Sachse HS)
45	Baldomero, Jarom	LB	3	Devonte Robinson	WR	6-2	184	Jr.	JC	Delray Beach, Fla. (Village Academy HS/Dodge City CC)
32	Bennett, La'Ron	CB	4	Hunter Sharp	WR	6-0	190	Jr.	JC	Palmdale, Calif. (Highland HS/Antelope Valley JC)
38	Bentrude, Jaron	P/K	5	LT Filiaga	LB	6-0	250	Jr.	TR	South Jordan, Utah (Bingham HS/Utah)
94	Bernison, Eric	DE	6	DJ Nelson	QB	5-9	180	Fr.	HS	Logan, Utah (Logan HS)
78	Boyer, Cody	OL	6	Rashard Stewart	CB	5-11	185	Sr.	3L	Miami, Fla. (Miami Jackson HS)
18	Butler, Ronald	WR	7	Tonny Lindsey	RB	5-9	177	So.	JC	Long Beach, Calif. (Woodrow Wilson HS/Cerritos JC)
37	Centers, Devin	S	8	Damion Hobbs	QB	6-2	195	Fr.	TR	Cedar Hill, Texas (Cedar Hill HS/Oregon)
55	Chen, Andrew	OL	9	Kyler Fackrell	LB	6-5	245	Jr.	2L	Mesa, Ariz. (Mesa HS)
40	Cheney, Austin	CB	9	JoJo Natson	WR	5-7	151	Jr.	2L	Fort Lauderdale, Fla. (Boyd Anderson HS)
48	Christiansen, Chase	LB	10	Darell Garretson	QB	6-0	200	So.	1L	Chandler, Ariz. (Chandler HS)
33	Court, Jefferson	TE	10	Kelvin Lee	S	5-10	187	Jr.	2L	Daytona Beach, Fla. (Mainland HS)
89	Dalton, Aaron	P	11	Brandon Swindall	WR	6-4	198	Jr.	2L	Oklahoma City, Okla. (Millwood HS)
13	Davis, Jalen	CB	12	Craig Harrison	QB	6-2	203	Sr.	2L	Grantsville, Utah (Grantsville HS/Snow College)
93	Diaz, Nick	PK	12	Alex Huerta	LB	6-2	223	Fr.	RS	Wellsville, Utah (Mountain Crest HS)
2	Ellison, Marquan	CB	13	Jalen Davis	CB	5-10	160	Fr.	HS	La Mesa, Calif. (Helix HS)
24	Evans, Marwin	S	14	Shaan Johnson	WR	6-1	190	Sr.	1L	Cerritos, Calif. (Gahr HS)
9	Fackrell, Kyler	LB	15	Tyler Floyd	CB	5-9	185	Jr.	JC	Orlando, Fla. (Bishop Moore HS/Fullerton CC)
98	Faimalo, Edmund	DE	16	Chuckie Keeton	QB	6-2	200	Sr.	3L	Houston, Texas (Cypress Creek HS)
43	Filiaga, Dillon	LB	16	Anthony Williams	LB	6-3	220	Jr.	JC	Philadelphia, Pa. (Upper Dublin HS/Pierce JC)
5	Filiaga, LT	LB	17	Deshane Hines	CB	5-10	180	Jr.	JC	Fremont, Calif. (American HS/San Mateo JC)
75	Fisilau, Taani	OG	17	Zach Van Leeuwen	WR	6-1	170	Fr.	HS	Provo, Utah (Timpview HS)
15	Floyd, Tyler	CB	18	Ronald Butler	WR	6-0	185	Sr.	1L	Jersey City, N.J. (Lincoln HS/Contra Costa College)
80	Fox, Tyler	WR	19	Ian Togiai	LB	6-2	230	Fr.	HS	West Valley City, Utah (Hunter HS)
54	Frum, Garrett	LS	20	Rashad Hall	RB	6-1	200	Jr.	RS	Lynchburg, Va. (Britain Academy/Contra Costa College)
58	Galea'i, Salanoa	LS	21	LaJuan Hunt	RB	5-8	185	Fr.	HS	Fort Lauderdale, Fla. (University HS)
10	Garretson, Darell	QB	21	Brian Suite	S	6-3	205	Sr.	2L	Honolulu, Hawaii (Punahou HS)
1	Gray, Daniel	CB	22	Bryant Hayes	CB	5-9	175	Jr.	JC	Compton, Calif. (Compton HS/San Mateo JC)
39	Green, Torrey	LB	23	Michael Okonkwo	LB	6-1	222	Jr.	2L	Chandler, Ariz. (Chandler HS)
73	Gregg, Garrett	DE	24	Marwin Evans	S	6-1	195	Jr.	RS	Milwaukee, Wis. (Oak Creek HS/Highland CC)
20	Hall, Rashad	RB	25	Hayden Weichers	WR	6-0	170	Fr.	RS	South Jordan, Utah (Bingham HS)
42	Harold, La'Bradford	LB	26	Kennedy Williams	RB	5-8	160	So.	1L	Las Vegas, Nev. (Valley HS)
12	Harrison, Craig	QB	27	Jontrell Rocquemore	S	6-2	185	Fr.	HS	McKinney, Texas (McKinney HS)
22	Hayes, Bryant	CB	28	Aaron Wade	S	6-2	180	Fr.	HS	Lithia, Fla. (Newsome HS)
34	Hervey, Justen	RB	29	Daniel Stewart	CB	5-9	175	Fr.	HS	Las Vegas, Nev. (Bishop Gorman HS)
69	Hicks, Jordan	OL	30	Karris Johnson	RB	5-11	208	Fr.	RS	San Ramon, Calif. (California HS)
32	Hill, Joe	RB	30	Anthony May	S	5-10	190	Jr.	HS	Manteca, Calif. (Manteca HS)
17	Hines, Deshane	CB	31	Jentz Painter	CB	5-8	170	So.	SQ	Riverton, Utah (Riverton HS)
8	Hobbs, Damion	QB	32	La'Ron Bennett	CB	5-11	190	Sr.	JC	Manteca, Calif. (Manteca HS/Foothill JC)
44	Horne, Landon	TE	32	Joe Hill	RB	5-11	190	Sr.	3L	Fullerton, Calif. (Fullerton HS)
83	Houston, Wyatt	TE	33	Jefferson Court	TE	6-3	238	Sr.	1L	Sandy, Utah (Alta HS/BYU)
12	Huerta, Alex	LB	33	Cole Nelson	WR	6-1	187	Fr.	HS	Sandy, Utah (Juan Diego HS)
21	Hunt, LaJuan	RB	34	Justen Hervey	RB	5-9	180	Fr.	HS	Beaumont, Texas (Westbrook HS)
47	Hutchinson, Mark	LS	36	Jake Thompson	K	6-0	200	So.	1L	Logan, Utah (Logan HS)
64	Ioane, Jarom	OL	37	Devin Centers	S	5-9	190	So.	1L	Chandler, Ariz. (Chandler HS)
90	Jeppesen, Clark	DE	38	Jaron Bentrude	P/K	6-1	209	Sr.	3L	Draper, Utah (Juan Diego HS)
30	Johnson, Karris	RB	39	Torrey Green	LB	6-2	220	Jr.	1L	Riverside, Calif. (Rubidoux HS)
14	Johnson, Shaan	WR	40	Austin Cheney	CB	5-9	190	So.	TR	Farmington, Utah (Viewmont HS/Southern Virginia)
96	Kamana-Matagi, Elvis	NG	40	Ernest Quicocho	RB	5-9	200	Jr.	JC	Walnut, Calif. (Walnut HS/Mt. San Antonio JC)
16	Keeton, Chuckie	QB	41	Nick Vigil	LB	6-2	230	So.	1L	Plain City, Utah (Fremont HS)
99	Larsen, B.J.	DE	42	La'Bradford Harold	LB	5-11	225	Jr.	2L	Crowley, Texas (Crowley HS)
49	Larsen, Derek	LB	43	Dillon Filiaga	LB	5-11	215	Fr.	HS	Pocatello, Idaho (Highland HS)
10	Lee, Kelvin	S	44	Landon Horne	TE	6-3	235	So.	JC	Kaysville, Utah (Davis HS/Snow College)
77	Leeper, Justin	LS	45	Jarom Baldomero	LB	6-0	230	Jr.	1L	Kailua, Hawaii (Iolani HS/Foothill JC)
7	Lindsey, Tonny	RB	46	Frankie Sufera	S	6-1	201	Sr.	3L	Murray, Utah (Juan Diego HS)
30	May, Anthony	S	47	Mark Hutchinson	LS	5-11	200	Jr.	SQ	Corona, Calif. (Corona Santiago HS)
50	McGiven, Austin	LB	47	Colby Schow	S	6-1	180	Fr.	HS	Boise, Idaho (Timberline HS)
51	Moala, David	NG	48	Chase Christiansen	LB	6-2	210	Fr.	HS	Stansbury, Utah (Stansbury HS)
81	Mosely, Marcus	TE	49	Derek Larsen	LB	6-3	215	Fr.	HS	Logan, Utah (Logan HS)
72	Mosley, Tyshon	OL	50	Austin McGiven	LB	6-0	190	Fr.	HS	Orem, Utah (Orem HS)
2	Myers, Kent	QB	51	David Moala	NG	6-2	310	Jr.	JC	Gardena, Calif. (Junipero Serra HS/Cerritos CC)
9	Natson, JoJo	WR	52	John Taylor	DE	6-2	270	Jr.	JC	Colton, Calif. (Colton HS/Riverside CC)
33	Nelson, Cole	WR	53	Zach Vigil	LB	6-2	240	Sr.	3L	Clearfield, Utah (Clearfield HS)
6	Nelson, DJ	QB	54	Garrett Frum	LS	6-2	230	Fr.	HS	Moorpark, Calif. (Moorpark HS)
97	Nielsen, Jordan	DE	55	Adewale Adeoye	LB	6-4	235	Fr.	HS	St. Louis, Mo. (Ritenour HS)
23	Okonkwo, Michael	LB	55	Andrew Chen	OL	6-3	271	Fr.	RS	Calabasas, Calif. (Chaminade College Prep)
31	Painter, Jentz	CB	56	Gasetoto Schuster	NG	6-1	280	Fr.	HS	Long Beach, Calif. (Long Beach Poly HS)
92	Parkinson, Jordan	DE	57	Leki Uaskie	LB	5-11	210	Jr.	JC	Hurst, Texas (L.D. Bell HS/Cisco JC)





2014 UTAH STATE FOOTBALL ROSTERS

NUMERICAL

No.	Name	Pos.	Ht.	Wt.	Cl.	Exp.	Hometown (High School/Last School)
58	Salanoa Galea'i	LS	6-0	200	Jr.	TR	Euleess, Texas (Euleess Trinity HS/Louisiana-Monroe)
59	Austin Stephens	OC	6-3	290	So.	RS	West Des Moines, Iowa (Valley HS/Iowa Western CC)
60	Joe Summers	OC	6-2	294	Sr.	2L	Tremonton, Utah (Bear River HS/Snow College)
62	Bryce Walker	OL	6-8	303	Sr.	2L	Pleasant Grove, Utah (Pleasant Grove HS)
63	Brock Warren	PK	6-2	176	So.	SQ	Hyde Park, Utah (Sky View HS)
64	Jarom Ioane	OL	6-6	314	Fr.	RS	Bountiful, Utah (Bountiful HS)
65	Austin Albrecht	OL	6-5	287	So.	SQ	Sandy, Utah (Alta HS)
67	Brandon Taukeiaho	OL	6-4	321	Fr.	RS	South Jordan, Utah (Bingham HS)
68	Bill Vavau	OL	6-4	314	Sr.	1L	West Jordan, Utah (Jordan HS/Snow College)
69	Jordan Hicks	OL	6-5	290	Fr.	HS	South Jordan, Utah (Bingham HS)
70	Travis Seefeldt	NG	6-2	302	Jr.	2L	Peoria, Ariz. (Liberty HS)
72	Tyshon Mosley	OL	6-5	305	Fr.	RS	Sandy, Utah (Jordan HS)
73	Garrett Gregg	DE	6-2	255	Fr.	HS	Afton, Wyo. (Star Valley HS)
74	Kevin Whimpey	OL	6-5	295	Sr.	2L	Highland, Utah (Lone Peak HS/Idaho State)
75	Taani Fisilau	OL	6-2	293	Jr.	2L	Glendale, Utah (Cottonwood HS)
76	Jake Simonich	OL	6-5	286	So.	1L	Danville, Calif. (San Ramon Valley HS)
77	Justin Leeper	LS	6-2	230	Fr.	HS	Mesa, Ariz. (Desert Ridge HS)
78	Cody Boyer	OL	6-6	260	Fr.	HS	St. George, Utah (Pineview HS)
79	Logan Rice	OL	6-6	225	Fr.	HS	Logan, Utah (Logan HS)
80	Tyler Fox	WR	5-11	170	Fr.	HS	Layton, Utah (Layton HS)
81	Marcus Mosely	TE	6-4	210	Fr.	HS	Tampa, Fla. (Alonso HS)
82	Andrew Rodriguez	WR	5-10	175	Jr.	TR	Allen, Texas (Allen HS/Houston)
83	Wyatt Houston	TE	6-5	245	So.	1L	Tualatin, Ore. (Horizon Christian HS)
84	Damoun Patterson	WR	6-1	180	Fr.	HS	Orlando, Fla. (Wekiva HS)
85	Tyler Weese	WR	6-2	195	Fr.	RS	River Heights, Utah (Mountain Crest HS)
86	Phoenix Passey	TE	6-4	195	So.	JC	Salt Lake City, Utah (Cottonwood HS/Nebraska Wesleyan)
88	Braelon Roberts	WR	6-3	173	Fr.	RS	Dallas, Texas (Bishop Dunne HS)
89	Aaron Dalton	P	6-4	220	Fr.	HS	Bountiful, Utah (Viewmont HS)
90	Clark Jeppesen	DE	6-4	252	Fr.	RS	Garland, Utah (Bear River HS)
91	Siuua Taufa	DE	6-1	260	So.	JC	Concord, Calif. (Ygnacio Valley HS/Diablo Valley CC)
92	Jordan Parkinson	DE	6-6	245	Fr.	TR	Bountiful, Utah (Bountiful HS/Dixie State)
92	KJ Uluave	DE	6-4	255	Fr.	HS	Laie, Hawaii (Kahuku HS)
93	Nick Diaz	PK	5-8	182	Sr.	3L	Redondo Beach, Calif. (Redondo Union HS)
94	Eric Berntson	DE	6-4	266	So.	SQ	Smithfield, Utah (Sky View HS)
95	Ricky Ali'ifua	DE	6-3	275	So.	1L	San Leandro, Calif. (San Leandro HS)
96	Elvis Kamana-Matagi	NG	6-2	298	Sr.	3L	Maui, Hawaii (King Kekaulike HS)
97	Jordan Nielsen	DE	6-5	270	Jr.	2L	Lewiston, Utah (Sky View HS)
98	Edmund Faimalo	DE	6-3	290	Jr.	JC	Redlands, Calif. (East Valley HS/Riverside CC)
99	B.J. Larsen	DE	6-5	275	Sr.	3L	Logan, Utah (Logan HS)

ALPHABETICAL

No.	Name	Pos.
86	Passey, Phoenix	TE
84	Patterson, Damoun	WR
40	Quicocho, Ernest	RB
79	Rice, Logan	OL
88	Roberts, Braelon	WR
3	Robinson, Devonte	WR
27	Rocquemore, Jontrell	S
82	Rodriguez, Andrew	WR
47	Schow, Colby	S
56	Schuster, Gasetoto	NG
70	Seefeldt, Travis	NG
4	Sharp, Hunter	WR
76	Simonich, Jake	OL
59	Stephens, Austin	OC
29	Stewart, Daniel	CB
6	Stewart, Rashard	CB
21	Suite, Brian	S
60	Summers, Joe	OC
46	Sutera, Frankie	S
11	Swindall, Brandon	WR
91	Taufa, Siua	DE
67	Taukeiaho, Brandon	OL
52	Taylor, John	DE
36	Thompson, Jake	PK
19	Togiai, Ian	LB
97	Uasike, Leki	LB
52	Uluave, KJ	DE
17	Van Leeuwen, Zach	WR
68	Vavau, Bill	OL
41	Vigil, Nick	LB
53	Vigil, Zach	LB
28	Wade, Aaron	S
62	Walker, Bryce	OL
63	Warren, Brock	PK
85	Weese, Tyler	WR
25	Weichers, Hayden	WR
74	Whimpey, Kevin	OL
16	Williams, Anthony	LB
26	Williams, Kennedy	RB

COACHING STAFF

Head Coach: Matt Wells (Utah State, 1996), Second Season; **Assistant Head Coach (Offensive Line):** Mark Weber (California Lutheran, 1980), Second Season; **Defensive Coordinator (Safeties):** Todd Orlando (Wisconsin, 1994), Second Season; **Offensive Coordinator (Quarterbacks):** Kevin McGiven (Utah Valley, 2001), Second Season; **Special Teams Coordinator (Running Backs):** Dave Ungerer (Southern Connecticut State, 1980), Second Season; **Co-Offensive Coordinator (Tight Ends/Recruiting Coordinator):** Luke Wells (Oklahoma, 2001), Second Season; **Passing Game Coordinator (Wide Receivers):** Jovon Bouknight (Wyoming, 2006), Sixth Season; **Assistant Coach (Linebackers):** Joe Lorig (Western Oregon, 1997), First Season; **Assistant Coach (Defensive Line):** Ikaika Malloe (Washington, 1996), First Season; **Defensive Passing Game Coordinator (Cornerbacks):** Kendrick Shaver (Missouri State, 2002), Fourth Season; **Assistant Athletics Director for Football Operations:** Waqa Damuni (Utah State, 1998), Second Season; **Special Assistant to the Head Coach:** Dave Kragthorpe (Utah State, 1954), Second Season; **Offensive Graduate Assistant:** David Fiefa (Utah State, 2003), Third Season; **Offensive Graduate Assistant:** Funaki Asisi (Utah State, 2011), First Season; **Defensive Graduate Assistant:** Dillon Sanders (Northern Colorado, 2010), Second Season; **Defensive Graduate Assistant:** Manoa Latu (Portland State, 2012), First Season; **Defensive/Special Teams Administrative Assistant:** Nate Przestrzelski (East Carolina, 2009), Second Season; **Offensive Administrative Assistant:** Naufahu Tahi, Second Season; **Strength & Conditioning:** Dave Scholz (Wisconsin-Milwaukee, 2004), Second Season; **Video Coordinator:** Bill Garren (Idaho State, 2002), 10th Season; **Equipment Coordinator:** Mike Bair (Utah State, 1995), 19th Season



MATT WELLS
Head Coach




MARK WEBER
Assistant HC/OL



TODD ORLANDO
Def. Coord./S



DAVE UNGERER
ST Coord./RB



JOVON BOUKNIGHT
Wide Receivers



JOE LORIG
Linebackers



IKAIKA MALLOE
Def. Line



KEVIN MCGIVEN
Off. Coord./QB

IN
THE
PRESS
BOX



LUKE WELLS
Co-Off. Coord./TE



KENDRICK SHAVER
Cornerbacks



2014 UTAH STATE FOOTBALL DEPTH CHART



OFFENSE

X-WR	4	Hunter Sharp (6-0, 190, Jr., JC)
	84	Damoun Patterson (6-1, 180, Fr., HS)
T-WR	9	JoJo Natson (5-7, 151, Jr., 2L)
	25	Hayden Weichers (6-0, 170, Fr., RS)
LT	74	Kevin Whimpey (6-5, 295, Sr., 2L)
	65	Austin Albrecht (6-5, 287, So., SQ)
LG	68	Bill Vavau (6-4, 314, Sr., 1L)
	72	Tyshon Mosley (6-5, 305, Fr., RS)
C	59	Austin Stephens (6-3, 290, So., RS)
	60	Joe Summers (6-2, 294, Sr., 2L)
RG	75	Taani Fisilau (6-2, 293, Jr., 2L)
	67	Brandon Taukeiaho (6-4, 321, Fr., RS)
RT	76	Jake Simonich (6-5, 286, So., 1L)
	62	Bryce Walker (6-8, 303, Sr., 2L)
Y-TE	83	Wyatt Houston (6-5, 245, So., 1L)
-or-	33	Jefferson Court (6-3, 238, Sr., 1L)
Z-WR	18	Ronald Butler (6-0, 185, Sr., 1L)
	84	Damoun Patterson (6-1, 180, Fr., HS)
-or-	3	Devonte Robinson (6-2, 184, Jr., JC)
RB	32	Joe Hill (5-11, 190, Sr., 3L)
	20	Rashad Hall (6-1, 200, Jr., RS)
QB	16	Chuckie Keeton (6-2, 200, Sr., 3L)
	10	Darell Garretson (6-0, 200, So., 1L)
	12	Craig Harrison (6-2, 203, Sr., 2L)

DEFENSE

DE	99	B.J. Larsen (6-5, 275, Sr., 3L)
	95	Ricky Ali'ifua (6-3, 275, So., 1L)
-or-	91	Siuua Taufua (6-1, 260, So., JC)
NG	96	Elvis Kamana-Matagi (6-2, 298, Sr., 3L)
-or-	70	Travis Seefeldt (6-2, 310, Jr., 2L)
DE	97	Jordan Nielsen (6-5, 265, Jr., 2L)
	52	John Taylor (6-2, 270, Jr., JC)
OLB	39	Torrey Green (6-2, 220, Jr., 1L)
	16	Anthony Williams (6-3, 220, Jr., JC)
ILB	53	Zach Vigil (6-2, 240, Sr., 3L)
	45	Jarom Baldomero (6-0, 230, Jr., 1L)
ILB	5	LT Filiaga (6-0, 250, Jr., TR)
	42	La'Bradford Harold (5-11, 225, Jr., 2L)
	48	Chase Christiansen (6-2, 210, Fr., HS)
OLB	41	Nick Vigil (6-2, 230, So., 1L)
	19	Ian Togiati (6-2, 230, Fr., HS)
CB	1	Daniel Gray (5-11, 170, So., RS)
	15	Tyler Floyd (5-9, 185, Jr., JC)
-or-	17	Deshane Hines (5-10, 180, Jr., JC)
FS	21	Brian Suite (6-3, 205, Sr., 2L)
	24	Marwin Evans (6-1, 195, Jr., RS)
SS	37	Devin Centers (5-9, 190, So., 1L)
	46	Frankie Sutura (6-1, 201, Sr., 3L)
CB	6	Rashard Stewart (5-11, 185, Sr., 3L)
-or-	13	Jalen Davis (5-9, 160, Fr., HS)

SPECIALISTS

P	38	Jaron Bentrude (6-1, 209, Sr., 3L)
	89	Aaron Dalton (6-4, 220, Fr., HS)
PK	93	Nick Diaz (5-8, 182, Sr., 2L)
	36	Jake Thompson (6-0, 200, So., 1L)
LS	58	Salanoa Galea'i (6-0, 200, Jr., TR)
	47	Mark Hutchinson (5-11, 200, Jr., SQ)
HLD	38	Jaron Bentrude (6-1, 207, Sr., 3L)
	21	Brian Suite (6-3, 205, Jr., 1L)
PR	9	JoJo Natson (5-7, 151, Jr., 2L)
	18	Ronald Butler (6-0, 185, Sr., 1L)
KOR	10	Kelvin Lee (5-10, 187, Jr., 2L)
-or-	20	Rashad Hall (6-1, 200, Jr., RS)
-or-	26	Kennedy Williams (5-8, 160, So., 1L)
-or-	4	Hunter Sharp (6-0, 190, Jr., JC)

BOLD = Returning Starter

CAREER GAMES/STARTS

99	B.J. Larsen, Sr., DE	43/17	12	Craig Harrison, Sr., QB	17/1	24	Marwin Evans, Jr., S	4/0
46	Frankie Sutura, Sr., SS	41/4	18	Rondal Butler, Sr., WR	17/4	15	Tyler Floyd, Jr., CB	4/0
6	Rashard Stewart, Sr., CB	40/1	37	Devin Centers, So., S	17/4	58	Salanoa Galea'i, Jr., LS	4/0
53	Zach Vigil, Sr., LB	35/31	95	Ricky Ali'ifua, So, DE	17/0	17	Deshane Hines, Jr., CB	4/0
38	Jaron Bentrude, Sr., K	35/0	45	Jarom Baldomero, Jr., LB	17/0	21	LaJuan Hunt, Fr., RB	4/0
93	Nick Diaz, Sr., PK	34/0	75	Taani Fisilau, Jr., OL	16/4	31	Jentz Painter, So., CB	4/0
16	Chuckie Keeton, Sr., QB	31/30	14	Shaan Johnson, Sr., WR	14/2	3	Devonte Robinson, Jr., WR	4/0
74	Kevin Whimpey, Sr., OT	31/30	26	Kennedy Williams, So., RB	14/0	91	Siuua Taufua, So., DE	4/0
21	Brian Suite, Sr., FS	31/30	2	Marquan Ellison, So., CB	13/0	52	John Taylor, Jr., DE	4/0
97	Jordan Nielsen, Jr., DE	31/5	60	Joe Summers, Sr., OC	12/0	19	Ian Togiati, Fr., LB	4/0
96	Elvis Kamana-Matagi, Sr., NG	30/13	62	Bryce Walker, Sr., OL	12/0	85	Tyler Weese, Fr., WR	4/0
9	JoJo Natson, Jr., WR	30/13	83	Wyatt Houston, So., TE	11/5	25	Hayden Weichers, Fr., WR	4/0
70	Travis Seefeldt, Jr., NG	29/0	39	Torrey Green, Jr., LB	11/0	16	Anthony Williams, Jr., LB	4/0
9	Kyler Fackrell, Jr., LB	28/28	10	Darell Garretson, So., QB	10/8	22	Bryant Hayes, Jr., CB	3/2
32	Joe Hill, Sr., RB	27/11	68	Bill Vavau, Sr., OL	10/3	65	Austin Albrecht, Fr., OL	3/0
10	Kelvin Lee, Jr., S	27/0	13	Jalen Davis, Fr., CB	4/4	63	Brock Warren, So., PK	2/0
11	Brandon Swindall, Jr., WR	23/7	1	Daniel Gray, So., CB	4/4	94	Eric Berntson, So., DE	1/0
33	Jefferson Court, Sr., TE	22/1	59	Austin Stephens, So., OC	4/4	40	Austin Cheney, So., CB	1/0
23	Michael Okonkwo, Jr., LB	20/0	5	LT Filiaga, Jr., LB	4/3	51	David Moala, Jr., NG	1/0
42	La'Bradford Harold, Jr., LB	18/0	4	Hunter Sharp, Jr., WR	4/3	88	Braelon Roberts, Fr., WR	1/0
41	Nick Vigil, So., LB	18/8	20	Rashad Hall, Jr., RB	4/1	67	Brandon Taukeiaho, Fr., OL	1/0
76	Jake Simonich, So., OT	18/5	72	Tyshon Mosley, Fr., OL	4/1			
36	Jake Thompson, So., K	18/0	84	Damoun Patterson, Fr., WR	4/1			

PRONUNCIATION GUIDE

55	Adewale Adeoye	Ada-wally A-day-o-yah	30	Karris Johnson	Care-is	92	KJ Uluave	Oo-lou-wa-vay
65	Austin Albrecht	All-breck	14	Shaan Johnson	Shawn	17	Zach Van Leeuwen	Van Loo-win
95	Ricky Ali'ifua	Ah-lee-ee-foo-uh	96	Elvis Kamana-Matagi	Kuh-ma-na Ma-ta-gee	69	Bill Vavau	Vuh-vow
45	Jarom Baldomero	Bald-o-mere-o	23	Michael Okonkwo	Oh-konk-wo	41	Nick Vigil	Vig-ul
38	Jaron Bentrude	Jar-un	84	Damoun Patterson	Day-moan	53	Zach Vigil	Vig-ul
94	Eric Berntson	Burn-son	27	Jontrell Rocquemore	Rock-uh-more	25	Hayden Weichers	Wickers
55	Andrew Chen	Chin	47	Colby Schow	Scow			
2	Marquan Ellison	Mar-kwon	56	Gasetoto Schuster	Na-s-eh-toe-toe		Funaki Asisi	Foo-knock-ee Ah-see-see
9	Kyler Fackrell	Kie-ler Fack-rull	70	Travis Seefeldt	See-felt		Jovon Bouknight	Juh-vonn Bo-night
98	Edmund Faimalo	Fie-mah-low	76	Jake Simonich	Sie-mon-ich		Waqa Damuni	Wonga Da-moo-knee
43	Dillon Filiaga	Fee-lee-unga	46	Frankie Sutura	Suh-tear-uh		David Fiefia	Fee-eh-fee-uh
5	LT Filiaga	Fee-lee-unga	11	Brandon Swindall	Swin-dull		Manoa Latu	Ma-no-uh La-to
75	Taani Fisilau	Ta-ha-knee Fee-see-lau	91	Siuua Taufua	See-wah Tau-fah		Nate Przestrzelski	Prez-el-ski
57	Salanoa Galea'i	Sal-a-no-ah Nah-lay-eye	67	Brandon Taukeiaho	Tau-k-a-ho		Naufahu Tahi	Now-fuh-who Tuh-hee
12	Alex Huerta	Wear-ta	19	Ian Togiati	Tong-e-i		Dave Ungerer	Un-ger-er
59	Jarom Ioane	Yo-ah-nah	57	Leki Uaskie	Leck-e Wah-see-kay			



For more information on 2014 Heisman Trophy Candidate Chuckie Keeton visit the following web sites and social media platforms...
 Web Sites ... www.ChuckieKeeton.usu.edu/ ... www.UtahStateAggies.com/ Twitter/Instagram ... @Chuckie4Heisman



KEETON'S 2014 PRESEASON HONORS

- Heismanpundit/CBSsports.com Heisman Trophy Watch List
- Bleacher Report's Initial Heisman Trophy Watch List
- Mountain West Offensive Player of the Year
- Davey O'Brien National QB Award Watch List
- Maxwell Award Watch List
- Manning Award Watch List
- College Football Performance Awards QBs Watch List
- Earl Campbell Tyler Rose Award Watch List
- Athlon Sports First-Team All-Mountain West
- Phil Steele First-Team All-Mountain West
- Allstate AFCA Good Works Team Nominee.

KEETON'S COLLEGIATE HONORS

- 2012 Utah Collegiate Male Athlete of the Year
- First-Team All-WAC (2012)
- Five-Time WAC Offensive Player of the Week
- Two-Time Davey O'Brien Honorable Mention National QB of the Week
- Four-Time College Sports Madness' WAC Offensive Player of the Week
- Six-Time College Football Performance Awards Honorable Mention National QB of the Week
- One-Time Rivals.com National Freshman of the Week

WHAT TO LOOK FOR FROM CHUCKIE KEETON IN 2014

- Is 568-of-869 passing during his Utah State career with a completion percentage of 65.4 percent, which ranks first all-time in school history.
- Ranks second all-time in school history with 58 TD passes.
- Ranks second all-time at Utah State with 568 career completions.
- Has 7,621 yards of total offense in his career to rank third all-time in school history.
- Has thrown for 6,387 yards to rank third all-time in school history.

KEETON'S ACCOMPLISHMENTS AS A SOPHOMORE

- Set single-season USU school records for touchdown passes (27), passing yards (3,373), total offense (3,992 yards), completions (275) and completion percentage (.676).

INSIDE THE NUMBERS WITH KEETON

- Has thrown at least two TD passes in a game 18 times in his career.
- Has rushed for a TD 15 times in his career.
- Has thrown and rushed for a TD in the same game 11 times in his career.
- Has thrown for at least 300 yards seven times in his career.

CAREER STATS - PASSING

Year	G/GS	Att	Cmp	Int	Pct	Yds	TD	LG	EFF
2011	9/8	174	106	2	60.9	1200	11	53	137.4
2012	13/13	407	275	9	67.6	3373	27	86	154.7
2013	6/6	196	136	2	69.4	1388	18	42	157.1
2014	3/3	92	51	4	55.4	426	2	37	116.5
TOTAL	31/30	869	568	17	65.4	6387	58	86	145.2

CAREER HIGHS - Att: 42, at San Jose St. (9/27/13); **Comp:** 32, at Air Force (9/7/13); **Yards:** 404, vs. UNLV (9/29/12); **TD:** 5, three times; **Long Pass:** 86, at Louisiana Tech (11/17/12).

CAREER STATS - RUSHING

Year	Rush	Yds	Avg	TD	Long
2011	68	293	4.3	4	38
2012	129	619	4.8	8	76
2013	55	241	4.4	2	30
2014	20	81	4.1	1	26
TOTAL	272	1234	4.5	15	76

CAREER HIGHS - Rushes: 17, twice; **Yards:** 121, at Louisiana Tech (11/17/12); **TD:** 2, three times; **Long Rush:** 76, vs. New Mexico St. (10/20/12).

CAREER STATS - TOTAL OFFENSE

Year	Rush	Pass	Total	Avg/G
2011	293	1200	1493	165.9
2012	619	3373	3992	307.1
2013	241	1388	1629	271.5
2014	81	426	507	169.0
TOTAL	1234	6387	7621	245.8

