



# UTAH STATE FOOTBALL

12 Conference Championships • Back-to-Back-to-Back Bowl Wins • 4 Consecutive Bowl Games • 8 NFL Draft Picks Since 2011

## 2015 SCHEDULE/RESULTS

(6-5, 5-3 Mountain West)

DATE	OPPONENT	TV	TIME/RESULT
S 3	SOUTHERN UTAH	None	W 12-9
S 11	at #24 Utah	ESPN2	L 14-24
S 19	at Washington	Pac-12	L 17-31
O 3	COLORADO STATE*	ESPN3	W 33-18
O 10	at Fresno State*	CBSSN	W 56-14
O 16	#21 BOISE STATE*	CBSSN	W 52-26
O 23	at San Diego State*	ESPN2	L 14-48
O 30	WYOMING*	ESPN2	W 58-27
N 7	at New Mexico*	CBSSN	L 13-14
N 14	at Air Force*	ESPN3	L 28-35
N 21	NEVADA*	ESPN3	W 31-27
N 28	BYU	CBSSN	1:30 pm

\* Mountain West Game

All times Mountain. Home games in **BOLD CAPS**.

## GAME 12 INFORMATION

- **Surface** ..... AstroTurf
- **Series History** ..... Utah State trails, 35-46-3

TV: CBS Sports Network

- **Play-by-Play** ..... Rich Waltz
- **Analyst** ..... Adam Archuleta
- **Reporter** ..... Cassie Gallo

RADIO: AGGIE SPORTS NETWORK

- **Play-by-Play** ..... Craig Hislop
- **Analyst** ..... John Pappas
- **Online:** 610kvn.com

TWITTER: #USUAGGIES

- **Official Account** ..... @USUFootball

ONLINE: UTAHSTATEAGGIES.COM

UtahStateAggies.com offers the most complete and comprehensive coverage of the Aggies on gameday.

## MEDIA RELATIONS

- **Football Contact:** Doug Hoffman
  - **Office:** (435) 797-3714
  - **Cell:** (435) 881-8011
  - **Email:** Doug.Hoffman@usu.edu
- **Secondary Contact:** Wade Denniston
  - **Office:** (435) 797-1361
  - **Cell:** (435) 787-8587
  - **Email:** Wade.Denniston@usu.edu
- **Address:** 7400 Old Main Hill, Logan, UT 84322

## (RV) BYU (8-3) vs. UTAH STATE (6-5, 5-3 MW)

SATURDAY, NOV. 28, 2015 • 1:30 P.M. • LOGAN, UTAH • MAVERIK STADIUM (22,509)



### BYU COUGARS

2015 RECORD: 8-3

LAST GAME: Nov. 21, 2015

- W, 52-10 vs. Fresno State

HEAD COACH: Bronco Mendenhall

- **School Record:** 98-42 (11th year)
- **Career Record:** 98-42 (11th year)
- **vs. Utah State:** 6-2

### ACTIVE STATISTICAL LEADERS

- **Rush:** Algernon Brown (106-629, 10 TD)
- **Pass:** Tanner Mangum (226-360, 2,778, 17 TD, 7 INT)
- **Rec.:** Mitch Matthews (46-571, 9 TD)
- **Def.:** Micha Wadsworth (69 tkl., 2.5 ffl)



### UTAH STATE AGGIES

2015 RECORD: 6-5, 5-3 MW

LAST GAME: Nov. 21, 2015

- W, 31-27 vs. Nevada

HEAD COACH: Matt Wells

- **School Record:** 25-14 (3rd year)
- **Career Record:** 25-14 (3rd year)
- **vs. BYU:** 1-1

### ACTIVE STATISTICAL LEADERS

- **Rush:** Devante Mays (134-788, 9 TD)
- **Pass:** Kent Myers (107-179, 1,470, 14 TD, 3 INT)
- **Rec.:** Hunter Sharp (53-646, 7 TD)
- **Def.:** Nick Vigil (131 tkl., 12.5 ffl, 3.0 sacks)

### AGGIES BOWL ELIGIBILITY FOR FIFTH-STRAIGHT YEAR

With its 31-27 win against Nevada last weekend, Utah State is bowl eligible for the fifth-straight year. USU has played in four-straight bowls and won each of its last three, both of which are school records.

### AGGIES HOST BYU IN REGULAR SEASON FINALE

Utah State concludes the regular season this week, hosting in-state rival BYU. USU won last year's meeting in Provo, 35-20, snapping a 17-game road losing streak that dated back to 1978. BYU won the last meeting in Logan in 2013, 31-14, snapping a nine-game home winning streak for the Aggies. Overall, USU has won seven of its last eight home games against in-state opponents dating back to 2009, with its only loss coming to BYU in 2013.

- Utah State and BYU spent 37 years as conference foes as members of the Rocky Mountain Athletic Conference from 1922-37 and the Mountain States/Skyline Conference from 1938-61. As conference foes, USU was 21-13-3 (.608) against BYU.

### WHAT TO WATCH FOR SATURDAY

With a win against BYU, Utah State will tie the 2012 and 2014 teams for most home wins (6) in a single-season, and record just the sixth undefeated home season in the 48-year history of Maverik Stadium, along with the 1968 (4-0), 1972 (5-0), 1982 (4-0), 2012 (6-0) and 2014 (6-0) teams. Overall, USU has had 30 teams record undefeated home seasons in school history.

Utah State has won 14 straight home games, which is the third-longest home winning streak in school history. The school record is 17 straight home wins from 1959-63, while the 1905-08 teams won 15 straight home games. That 14-game home winning streak is also the third-longest active streak in the nation behind Florida State (21) and Clemson (16).

Utah State has won 23 of its last 25 home games, and is 15-2 at home under head coach **Matt Wells**, including a 4-1 non-conference record. In all, Utah State has won 12 of its last 14 non-conference home games. All-time, USU is 135-98 (.579) at Maverik Stadium.

Utah State ranks ninth nationally in pass defense, allowing 171.0 yards per game, while BYU ranks 21st nationally in pass offense, averaging 295.9 yards per game.

Utah State has won 16 of its last 19 games played during the month of November, including 10 straight at home, dating back to 2011.

The last time Utah State lost a home game was on Oct. 12, 2013, to Boise State, 34-23, snapping its school-record 13-game conference winning streak.



Senior LB Kyle Fackrell was named the Mountain West Defensive Player of the Week after recording 10 tackles, including 0.5 for loss, and recovered a fumble in the end zone in the fourth quarter for the game-winning score in Utah State's 31-27 Mountain West home win against Nevada last weekend.



**UTAH STATE QUICK FACTS**

**HEAD COACH MATT WELLS**

Years Coached: 3rd season  
 Alma Mater: Utah State, 1996  
 Career Record: 25-14 (.641)  
 Record at Utah State: 25-14 (.641)  
 Mountain West Record: 18-6 (.750)  
 Bowl Record: 2-0 (1.000)

**ASSISTANT COACHES/STAFF**

- Mark Weber (Associate Head Coach/OL)
- Josh Heupel (Assistant Head Coach/OC/QB)
- Kevin Clune (Defensive Coordinator/LB)
- Dave Ungerer (Special Teams Coordinator/RB)
- Luke Wells (Co-Offensive Coordinator/TE/RC)
- Jovon Bouknight (Passing Game Coordinator/WR)
- Joe Lorig (Safeties)
- Ikaika Malloe (Defensive Line)
- Kendrick Shaver (Def. Passing Game Coord./CB)
- Waqa Damuni (Asst. AD for Football Operations)
- Reed Hornung (Director of Player Personnel)
- Dave Kragthorpe (Special Asst. to Head Coach)
- Dillon Sanders (Defensive Graduate Assistant)
- Manoa Latu (Defensive Graduate Assistant)
- Kelly Bills (Offensive Graduate Assistant)
- Jon Cooper (Offensive Graduate Assistant)
- Joey Halzle (Offensive Administrative Assistant)
- Brad Vonnahme (Defensive/ST Admin. Assistant)
- Dave Scholz (Strength & Conditioning)

**2015 TEAM INFORMATION**

Record: 6-5  
 MW Record: 5-3  
 Lettermen Returning: 38 (O-12, D-24, S-2)  
 Lettermen Lost: 22 (O-13, D-7, S-2)  
 Starters Returning: 15 (O-8, D-7)  
 Starters Lost: 11 (O-5, D-6)  
 Offensive Starters Returning: 8  
 OG Taani Fisilau; TE Wyatt Houston; OG Tyshon Mosley; QB Kent Myers; WR Devonte Robinson; WR Hunter Sharp; OT Jake Simonich; OC Austin Stephens  
 Defensive Starters Returning: 7  
 FS Devin Centers; CB Jalen Davis; LB LT Filiaga; CB Daniel Gray; LB Torrey Green; DE Jordan Nielsen; LB Nick Vigil

**TEAM HISTORY**

First Year of Football: 1892  
 Record (Years): 531-522-31 (116)  
 Mountain West Record (Years): 18-6 (3)  
 Conference Championships (Last): 12 (2012)  
 All-Time Bowl Record: 4-6

**STADIUM INFORMATION**

Name: Merlin Olsen Field at Maverik Stadium  
 Capacity: 22,509  
 Surface: AstroTurf  
 Record: 135-98  
 Year Built: 1968

**MEDIA RELATIONS CONTACTS**

Associate Athletics Director for Media Relations **Doug Hoffman** (435-797-3714 office, 435-881-8011 cell, doug.hoffman@usu.edu) handles all media requests for the Utah State football program, along with Assistant Media Relations Coordinator **Wade Denniston** (435-797-1361 office, 435-787-8587 cell, wade.denniston@usu.edu)

**WEEKLY PRESS CONFERENCE**

Utah State head coach **Matt Wells** will hold his weekly press conference every Monday during the regular season at 11:30 a.m. MT. Selected players will also be available. Live streaming of the press conference will be made available at UtahStateAggies.com. Broadcast-quality video is available per request.

**PRACTICE SCHEDULE**

Practices are closed to the media. Requested coaches and players will be available for post-practice interviews on Tuesdays and Wednesdays for Saturday games. There is no media availability following Monday, Thursday and Friday practices.

**INTERVIEW REQUESTS**

All player and assistant coaching staff interview requests should be directed to **Doug Hoffman**. Requests for post-practice interviews should be made at least 24 hours in advance. Personal phone numbers will not be made available to media. Players have been instructed not to conduct interviews when contacted without prior approval from the media relations staff.

**POST-GAME INTERVIEW POLICY**

The Utah State locker room is closed at all times. A media relations staffer will collect all player requests in the press box midway through the fourth quarter. Requested players will be available in the Spetman Auditorium on the 2nd floor of the Jim & Carol Laub Athletics-Academics Complex immediately following head coach **Matt Wells'** post-game press conference. Live streaming of each post-game press conference will be made available at UtahStateAggies.com. Post-game interviews on the road will be held in accordance with the host school's procedures.

**CREDENTIALS AND PARKING**

Requests for working credentials for the 2015 Utah State football season must be sent to **Doug Hoffman**. Media parking is located in the Blue lot on the east side of Maverik Stadium as temporary housing will be utilized to accommodate the media during renovations to the stadium.

**PRESS BOX AND GAMEDAY SERVICES**

Packets with pregame information will be distributed in advance of kickoff on the day of the game. Play-by-play, quarter, halftime and final statistics along with coach and player quotes are all regular services on game day. Stat monitors with live, updated statistics are provided for radio and television, while print media can access the same information with their computers utilizing GameTracker and StatBroadcast.

**UTAHSTATEAGGIES.COM**

For updated statistics, rosters, game notes and all Aggie news on the Internet, go to the official Utah State Athletics website at UtahStateAggies.com. For those out of range of the Aggie Sports Network's radio broadcast, live audio of every game is available through UtahStateAggies.com's All-Access.

**TWITTER**

Follow all of the Aggie coaches and the program on twitter: **Matt Wells** @CoachWellsU-SUFB; **Mark Weber** @CoachWeberUSUFB; **Josh Heupel** @CoachHeupel; **Kevin Clune** @CoachKevinClune; **Dave Ungerer** @coachungerer; **Luke Wells** @coachlukewells; **Jovon Bouknight** @CoachBouknight; **Joe Lorig** @CoachJoeLorig; **Ikaika Malloe** @MalloeMalloe; **Kendrick Shaver** @CoachkSHAVER; and @USUFootball.

MONDAY	TUESDAY	WEDNESDAY	THURSDAY	SATURDAY	SUNDAY
11:30 a.m. - Weekly Press Conference	Closed Practice - Requested players and assistant coaches available for post-practice interviews.	Closed Practice - Requested players and assistant coaches available for post-practice interviews.	Closed Practice - No Availability	1:30 p.m. MT - Kickoff vs. BYU (CBS Sports Network)	No Availability
Closed Practice - No Availability		7 p.m. - Matt Wells Radio Show	<b>FRIDAY</b> Closed Practice - No Availability	Post-Game - Coach Wells and requested players available in the designated media area.	





UTAH STATE CONCLUDES REGULAR SEASON AT HOME AGAINST BYU

Utah State (6-5, 5-3 MW) concludes its regular season this weekend at home against in-state rival BYU (8-3) on Saturday, Nov. 28, at 1:30 p.m. The game will be nationally televised by CBS Sports Network (Comcast Ch. 269/753HD, Dish Network Ch. 158, DirecTV Ch. 221) with Rich Waltz (play-by-play), Adam Archuleta (analyst) and Cassie Gallo (reporter) on the call. Live audio of the game is also available on www.UtahStateAggies.com. USU, which is 531-522-31 (.504) in its 118th season, has eight nationally televised games in 2015.

UTAH STATE ON SENIOR DAY

Prior to its home finale against BYU, Utah State will honor its 21 seniors (LB Jarom Baldomero, SS Marwin Evans, LB Kyle Fackrell, LB LT Filiaga, OG Taani Fisilau, CB Tyler Floyd, LS Salanoga Galea'i, LB Torrey Green, LB La'Bradford Harold, CB Bryant Hayes, CB Deshane Hines, LS Mark Hutchinson, QB Chuckie Keeton, NG David Moala, DE Jordan Nielsen, LB Michael Okonkwo, WR Devonte Robinson, WR Hunter Sharp, WR Brandon Swindall, DE John Taylor and OG Ben Wysocki) in a pre-game ceremony. USU is 68-37-3 (.644) all-time on Senior Day and this year's senior class is the second-winningest in school history with 36 victories, and can tie last year's senior class for the school record with 37 wins with a victory against BYU. Overall, USU has won its last four games on Senior Day.

AGGIES FINISHING REGULAR SEASON WITH BACK-TO-BACK HOME GAMES

Utah State will finish the regular season with back-to-back home games for the first time since 2013 when it defeated Colorado State (13-0) and Wyoming (35-7). Overall, it is just the 13th time in program history that USU is finishing the regular season with consecutive home games (1901, 1903, 1905, 1906, 1909, 1916, 1944, 1972, 1978, 1996, 1998, 2013, 2015).

UTAH STATE BOWL HISTORY

Utah State has a 4-6 bowl record all-time as it lost to San Jose State, 20-0, in the 1946 Raisin Bowl (Fresno, Calif.); lost to Pacific, 35-21, in the 1947 Grape Bowl (Lodi, Calif.); lost to New Mexico State, 20-13, in the 1960 Sun Bowl (El Paso, Texas); lost to Baylor, 24-9, in the 1961 Gotham Bowl (New York City); defeated Ball State, 42-33, in the 1993 Las Vegas Bowl II; lost to Cincinnati, 35-19, in the 1997 Humanitarian Bowl; lost to Ohio, 24-23, in the 2011 Famous Idaho Potato Bowl; defeated Toledo, 41-15, in the 2012 Famous Idaho Potato Bowl, defeated No. 24 Northern Illinois, 21-14, in the 2013 San Diego County Credit Union Poinsettia Bowl; and defeated UTEP, 21-6, in the 2014 Gildan New Mexico Bowl.

A LOOK AT UTAH STATE

Utah State is 6-5 on the season and 5-3 in Mountain West play following its 31-27 home win against Nevada last weekend. Offensively, USU is led by sophomore QB Kent Myers, who is 107-of-179 (.598) passing for 1,470 yards (183.8 ypg) with 14 touchdowns and three interceptions. Junior RB Devante Mays leads the team in rushing with 788 yards on 134 carries (5.9 ypc/71.6 ypg) with nine touchdowns, and senior WR Hunter Sharp has a team-best 53 receptions for 646 yards (12.2 ypr/71.8 ypg) with seven touchdowns. Defensively, junior LB Nick Vigil leads the team with 131 tackles, which includes 3.0 sacks and 12.5 tackles for loss, while senior LB Kyle Fackrell has 73 tackles, which includes 4.0 sacks and 13.5 tackles for loss. As a team, Utah State is averaging 29.8 points and 364.1 yards of total offense (199.3-passing, 164.8-rushing) and allowing 24.8 points and 334.7 yards of total offense (171.0-passing, 163.7-rushing).

UTAH STATE CONCLUDES THIRD SEASON IN MOUNTAIN WEST CONFERENCE

Utah State concluded its third season in the Mountain West last weekend with its 31-27 come-from-behind home win against Nevada. With the win, USU improved to 5-3 in league play and will finish second in the Mountain Division for the second straight year as it went 6-2 in conference play a year ago and won the division in 2013 with a 7-1 record. All-time, Utah State is 18-6 (.750) in Mountain West play and has won 29 of its last 35 league games dating back to 2011. At home, USU is 11-1 in Mountain West play and has won its last 11 conference home games and 16 of its last 17 conference home games overall.

UTAH STATE VERSUS THE MOUNTAIN WEST CONFERENCE

With its 31-27 win against Nevada last weekend, Utah State is now 145-168-8 (.464) all-time against current members of the Mountain West with a 38-24-4 record vs. Wyoming, a 33-37-2 record vs. Colorado State, a 15-7 record vs. UNLV, a 16-20-1 record vs. San José State, an 11-17-1 record vs. Fresno State, a 10-12 record vs. New Mexico, an 8-6 record vs. Hawai'i, a 6-17 record vs. Nevada, a 5-15 record vs. Boise State, a 2-2 record vs. Air Force, and a 1-11 record vs. San Diego State.

DID YOU KNOW?

Entering the 2015 season, Utah State was one of just four FBS programs to win at least 30 games and record three bowl victories in the past three years joining Clemson, Michigan State and Oregon.

MOUNTAIN WEST STANDINGS

Table with 3 columns: MOUNTAIN, MW, Overall. Rows include Air Force, Utah State, Boise State, Colorado State, New Mexico, Wyoming.

Table with 3 columns: WEST, MW, Overall. Rows include San Diego State, Nevada, San José State, UNLV, Fresno State, Hawai'i.

THIS WEEK'S GAMES (ALL TIMES MOUNTAIN)

Friday, Nov. 27

- Boise State at San José State (CBSSN) 1:30 pm

Saturday, Nov. 28

- UNLV at Wyoming (ROOT) Noon
BYU at Utah State (CBSSN) 1:30 pm
Colorado State at Fresno State (CBSSN) 7 pm
Air Force at New Mexico (ESPNU) 8:15 pm
Nevada at San Diego State (ESPN2) 8:45 pm
Louisiana-Monroe at Hawai'i (Oceanic) 9 pm

AGGIE RADIO NETWORKS

Every Utah State football game can be heard live on the Aggie Radio Network. Al Lewis serves as the play-by-play announcer, while Craig Hislop will provide color analysis. Games can also be heard on the Internet (www.UtahStateAggies.com) by clicking on the 'Listen Live' link.

- Logan KVNU (610 AM/102.1 FM)
Logan/Tremonton KLZX (95.9 FM)
Salt Lake City KZNS (1280 AM)
Vernal KVEL (920 AM)
Price KRPX (95.3 FM)
Montpelier, ID KLZX (105.3 FM)







BYU AT UTAH STATE



2015 UTAH STATE STATS (6-5/5-3 MW)

TEAM STATISTICS	USU	OPP
Points/Game .....	29.8	24.8
First Downs .....	18.8	17.9
Rushing/Game .....	164.8	163.7
Passing/Game .....	199.3	171.0
Total Offense/Game .....	364.1	334.7
Fumbles-Lost .....	18-10	19-12
Pen.Yds/Game .....	67/57.8	64/49.8
Time of Possession .....	28:42	31:18
Third Down Conversions .....	53/152	57/166
Fourth Down Conversions .....	9/16	11/22

INDIVIDUAL LEADERS

Rushing	Att	Net	Avg	TD	YPG
Mays	134	788	5.9	9	71.6
Myers	76	348	4.6	3	43.5
Passing	C-A-I	Pct	Yds	TD	YPG
Myers	107-179-3	59.8	1,470	14	183.8
Keeton	70-129-6	54.3	649	2	129.8
Receiving	Rec	Yds	Avg	TD	YPG
Sharp	53	646	12.2	7	71.8
Hunt	22	237	10.8	1	21.5
Robinson	20	326	16.3	2	32.6
Defense	U-A-T	TFL	Int	FF-FR	
Vigil	62-69-131	12.5	0	2-2	
Fackrell	30-40-73	13.0	0	2-5	
Fillaga	16-51-67	0.5	0	0-0	

2015 BYU STATS (8-3)

TEAM STATISTICS	BYU	OPP
Points/Game .....	32.6	21.3
First Downs .....	21.6	18.9
Rushing/Game .....	138.5	140.2
Passing/Game .....	295.9	210.0
Total Offense/Game .....	434.4	350.2
Fumbles-Lost .....	14-6	12-5
Pen.Yds/Game .....	70/56.4	71/56.1
Time of Possession .....	29:07	30:53
Third-Down Conversions .....	61/152	63/166
Fourth-Down Conversions .....	8/17	6/12

INDIVIDUAL LEADERS

Rushing	Att	Net	Avg	TD	YPG
Brown	106	629	5.9	10	69.9
Hine	63	328	5.2	8	46.9
Bernard	42	259	6.2	5	32.4
Passing	C-A-I	Pct	Yds	TD	YPG
Mangum	226-360-7	62.8	2,778	17	252.5
Hoge	10-17-1	58.8	137	1	45.7
Receiving	Rec	Yds	Avg	TD	YPG
Matthews	46	571	12.4	9	51.9
Blackmon	42	537	12.8	0	48.8
Defense	U-A-T	TFL	Int	FF-FR	
Wadsworth	44-25-69	2.5	0	0-0	
Langi	38-18-56	6.0	2	0-0	
Warner	39-16-55	9.5	2	0-3	

A QUICK LOOK AT BYU

BYU is 8-3 on the season following its 52-10 home win against Fresno State last weekend. The Cougars are led by freshman QB Tanner Mangum, who is 226-of-360 passing for 2,778 yards (252.5 ypg) with 17 touchdowns and seven interceptions. Junior RB Algernon Brown leads the team in rushing with 629 yards on 106 carries (5.9 ypc/69.9 ypg) with 10 touchdowns, and senior WR Mitch Matthews has caught 46 passes for 571 yards (12.4 ypr/51.9 ypg) with nine touchdowns. Defensively, senior SS Michael Wadsworth has a team-best 69 tackles, which includes 2.5 tackles for loss, while junior LB Harvey Langi has 56 tackles, which includes 4.5 sacks and 6.0 tackles for loss. As a team, BYU is averaging 32.6 points and 434.4 yards of total offense per game (295.9-passing, 138.5-rushing) and allowing 21.3 points and 350.2 yards of total offense (210.0-passing, 140.2-rushing). BYU returns 16 starters (O-9, D-7) and 47 lettermen (O-23, D-23, S-1) from last year's team that went 8-5 and lost to Memphis, 55-48, in double overtime in the Miami Beach Bowl. The Cougars are coached by Bronco Mendenhall, who is 98-42 in his 11th season at BYU.

AGGIES AND COUGARS SERIES HISTORY

Utah State trails in the all-time series against BYU, 35-46-3, but holds an 18-16-2 advantage at home. The first game played in the series was on Oct. 7, 1922, in Provo with USU winning, 42-3. USU won the last meeting between the two teams, 35-20, on Oct. 3, 2014, in Provo, snapping a 17-game road losing streak that dated back to 1978. BYU won the last game played in Logan, 31-14, on Oct. 4, 2013, and the last time USU defeated BYU at home was on Oct. 1, 2010, 31-16. The last time Utah State won consecutive games in the series was when it won four-straight games against BYU from 1971-74.

MORE ON THE AGGIES AND COUGARS SERIES HISTORY

Utah State's 35 wins against BYU are the second-most in school history behind USU's 38 wins against Wyoming. The USU-BYU series is the second-most played in school history as this weekend's 85th meeting trails only USU's 112 games played against Utah.

TOP AGGIE PERFORMERS AGAINST BYU

**Rushing Yards:** Roy Shivers (1965), 180 yards on 21 carries  
**Passing Yards:** Anthony Calvillo (1993), 472 yards on 31-of-57 passing  
**Receiving Yards:** Aaron Jones (1999), 195 yards on 10 receptions

BATTLE FOR THE OLD WAGON WHEEL

Utah State and BYU will be playing for possession of 'The Old Wagon Wheel,' the traveling trophy between the two schools, this weekend. The Old Wagon Wheel became part of the rivalry in 1948. Since its inception, BYU holds a 38-23 advantage in the series and USU currently holds possession of the traveling trophy after its 35-20 win in Provo last year.

UTAH STATE AND BYU SERIES MOVING FORWARD

Future games currently scheduled between Utah State and BYU include meetings in Provo on Nov. 26, 2016, and Oct. 5, 2018, along with games in Logan on Sept. 29, 2017, and Nov. 2, 2019, in addition to this weekend's game.

UTAH STATE VERSUS FBS INDEPENDENTS

Utah State is 36-46-3 all-time against current Football Bowl Subdivision (FBS) Independents with a 35-46-3 record against BYU and a 1-0 record against Army.

MATT WELLS VERSUS BYU

Utah State head coach **Matt Wells** is 1-1 all-time against BYU as a head coach, and has faced the Cougars six times as an assistant, including twice while at Utah State, as well as three times as an assistant at New Mexico and once as an assistant at Tulsa.

UTAH STATE AND BYU CONNECTIONS

Utah State assistant head coach and offensive line coach **Mark Weber** spent six seasons (2007-12) as BYU's offensive line coach, helping the Cougars to six bowl games and a conference championship in 2007. Weber was also on staff at Oregon State with BYU head coach Bronco Mendenhall during the 1989-90 seasons. USU defensive coordinator and linebackers coach **Kevin Clune** was on staff at Utah in 2001 with BYU defensive line coach Steve Kaufusi. USU special assistant to the head coach **Dave Kragthorpe** spent 10 years (1970-79) as the offensive line coach and offensive coordinator at BYU. USU director of player personnel **Reed Hornung** was a three-year letterwinner at long snapper at BYU (2010-12) and graduated from BYU in 2013. USU offensive administrative assistant **Kelly Bills** spent five years on staff at BYU (2008-12) as both an offensive quality control coach and offensive graduate assistant. Bills played two seasons at BYU (2006-07) at quarterback and graduated from BYU in 2010.

DID YOU KNOW?

Utah State is playing BYU in its regular-season finale for just the third time in program history, also doing so in 1984 and 1990. The last time USU finished its regular season at home against a non-conference opponent was in 2000 against Idaho State.





MORE CONNECTIONS BETWEEN UTAH STATE AND BYU

Utah State junior SS Dallin Leavitt began his collegiate career at BYU playing in 2013 and 2014. BYU's stadium namesake, LaVell Edwards, is a 1952 Utah State alum, and was a three-year letterman for the Aggies from 1949-51, collecting unanimous all-Skyline Six Conference honors in 1950 at linebacker. Edwards was inducted into USU's Athletics' Hall of Fame in 2011. Utah State University President Stan Albrecht worked at BYU for 18 years (1974-92), including three years as Academic Vice President and Associate Provost. BYU inside linebacker coach Paul Tidwell's hometown is Logan and he played fullback at USU from 1974-76. BYU special teams coordinator and outside linebackers coach Kelly Poppinga was a USU linebacker from 2003-04. BYU WR Travis Frey is a Utah State transfer. BYU's director of football performance Frank Wintrich was a strength coach at Utah State for two years (2004-05).

PLAYER CONNECTIONS BETWEEN UTAH STATE AND BYU

Utah State junior OT Austin Albrecht and freshman OL Tyler Saltmarsh both attended Alta High School in Sandy, Utah, as did BYU RB Tola'i Ho Ching, LB Ryan Jensen and LB Rhett Sandlin. USU freshman WR Hudson Conrad and BYU DB Zayne Anderson both attended Stansbury High School in Stansbury Park, Utah. USU junior LB Brock Carmen, redshirt junior DE Edmund Faimalo and senior DE John Taylor all attended Riverside (Calif.) CC, as did BYU WR Devon Blackmon. USU redshirt freshman LB Dillon Filiaga and BYU QB Taysom Hill both attended Highland High School in Pocatello, Idaho. USU senior LB LT Filiaga, junior TE Chris Copier and sophomore OL Brandon Taukeiaho all attended Bingham High School in South Jordan, Utah, as did BYU OL Tuni Kanuch, DL Moses Kaumatule, LB Harvey Langi, DL Remington Peck, LB Manoa Pikula and DL Kesni Tausinga. Copier's uncle, Doug Jolley, played football at BYU. LT Filiaga and BYU LB Harvey Langi both transferred to their current schools from Utah. LT Filiaga's cousins, Harvey Unga and Russell Tialavea, both played football at BYU. Dillon Filiaga and LT Filiaga's cousin, Iona Pritchard, played football at BYU. USU sophomore LB Alex Huerta, sophomore S Gaje Ferguson and freshman CB Taylor Niederhauser all attended Mountain Crest High School in Hyrum, Utah, as did BYU WR Moroni Laulu-Pututau. USU sophomore S Gaje Ferguson, junior TE Chris Copier and junior TE Landon Horne all attended Snow College, as did BYU DB Eric Takenaka. USU sophomore OL Jarome Ione and BYU OL Darren Denucci both attended Bountiful (Utah) High School. USU sophomore OG Tyshon Mosley and freshman WR Mason Gajkowski attended Jordan High School in Sandy, Utah, as did BYU QB McCoy Hill and OL Kyle Johnson. USU redshirt freshman QB DJ Nelson's older brother, Riley Nelson, played football at both Utah State and BYU. USU freshman TE Dax Raymond and redshirt freshman WR Zach Van Leeuwen both attended Timpview HS in Provo, Utah, as did BYU DB Chris Badger, OL Figgs Hofheins, DL Bronson Kaufusi, LB Creed Richardson and WR Rickey Shumway. Raymond's father, Ronn, was on BYU's track and field team. USU sophomore WR Braelton Roberts and BYU DB Micah Simon both attended Bishop Dunne High School in Dallas, Texas. USU redshirt junior WR Andrew Rodriguez and BYU OL Tejan Koroma both attended Allen (Texas) High School. USU junior DE Siua Taufa and BYU DB Grant Jones both attended Ygnacio Valley High School in Concord, Calif. USU sophomore DE Ian Togia and BYU OL Ului Lapuaho both attended Hunter High School in West Valley City, Utah. Ului Lapuaho is the brother of former USU NG Al Lapuaho. USU sophomore FS Myron Turner and BYU WR Akile Davis both attended DeSoto (Texas) High School. USU freshman DE Christopher 'Unga's brother, Devin, played football at BYU. USU junior LB Nick Vigil and BYU DB Jordan Preator both attended Fremont High School in Plain City, Utah.

STATS FOR AGGIES WITH MULTIPLE GAMES VS. BYU

The following is a look at what current Utah State players have done against BYU in at least two games played. Redshirt senior QB Chuckie Keeton is 39-of-73 passing for 350 yards with three touchdowns and one interception, to go along with 62 yards rushing on 19 carries (3.3 ypc), in three games. Senior DE Jordan Nielsen has eight tackles, including 0.5 tackles for loss, in three games. Senior NG Travis Seefeldt has one tackle and one fumble recovery in three games. Senior LB Michael Okonkwo has one tackle in three games. Senior LB Kyler Fackrell has 23 tackles, including 2.0 tackles for loss, two quarterback hurries and one interception that he returned eight yards in two games. Senior LB Torrey Green has 1.0 sacks and one interception in two games. Junior LB Nick Vigil has 17 tackles, including 0.5 sacks, and one quarterback hurry, to go along with 57 yards rushing and a touchdown on 16 carries (3.6 ypc), in two games. Junior FS Devin Centers has two tackles, two pass breakups, a blocked punt and one interception that he returned for 34 yards in two games. Junior DE Ricky Alifua has five tackles in two games. Junior RB Kennedy Williams has six carries for 37 yards (6.2 ypc) and one kickoff return for 21 yards in two games. Junior PK Jake Thompson has nine kickoffs for 579 yards (64.3 ypk) and six touchbacks, and is 0-for-1 on field goal attempts, in two games.

HOMEGROWN PLAYERS

Utah State has 40 players in its program from the state of Utah, while BYU has 42 players on its roster from the Beehive State.

MISCELLANEOUS NUMBERS

Utah State is 3-2-2 all-time in known games played on Nov. 28. Under head coach Matt Wells, USU is 8-4 in day games, including a 1-3 record this season and 17-10 in games played on Saturday, including a 3-3 record this year.

BYU AT UTAH STATE



SERIES HISTORY

Overall ..... USU trails, 35-46-3
In Logan ..... USU leads, 18-16-2
In Provo ..... USU trails, 17-27-1
Neutral Site ..... USU trails, 0-3-0
Longest USU Win Streak ..... 5, 1952-56
Longest BYU Win Streak ..... 10, 1983-92; 1994-2009
Largest USU Margin of Victory ..... (40) 40-0 -- 1923
Largest BYU Margin of Victory ..... (54) 54-0 -- 1954

GAME-BY-GAME RESULTS

Table with columns for date, result, and score for various games between Utah State and BYU.

\* = overtime





LAST MEETING VS. BYU



October 3, 2014

LAVELL EDWARDS STADIUM

SCORING SUMMARY

	1	2	3	4	FINAL
Utah State	7	21	7	0	35
BYU	7	7	3	3	20

First Quarter

BYU - Hill 11 yd run (Samson kick, 13:44)  
 USU - Robinson 7 yd pass from Garretson (Diaz kick, 0:50)

Second Quarter

BYU - Mathews 25 yd pass from Hill (Samson kick, 13:06)  
 USU - Garretson 5 yd run (Diaz kick, 4:20)  
 USU - Robinson 22 yd pass from Garretson (Diaz kick, 4:27)  
 USU - Sharp 72 yd pass from Garretson (Diaz kick, 0:55)

Third Quarter

BYU - Samson 41 yd field goal (4:39)  
 USU - N. Vigil 1 yd run (Diaz kick, 1:49)

Fourth Quarter

BYU - Samson 24 yd field goal (8:39)  
 Attendance: 64,090

TEAM STATISTICS

	USU	BYU
First Downs	22	23
Rushing	136	154
Passing	321	271
Fumbles: Number-Lost	1-1	1-1
Penalties: Number-Yards	12-105	9-60
Punts-Yards/Avg.	7-270/38.6	4-146/36.5
Punt returns: No-Yds-TD/Avg.	0-0-0/0.0	3-9-0/3.0
Kickoff Returns: No-Yds-TD/Avg.	3-43-0/14.3	2-41-0/20.5
Interceptions: No-Yds-TD	3-55-0	0-0-0
Fumble Returns: No-Yds-TD	0-0-0	0-0-0
Possession Time	37:51	22:09
Third-Down Conversions	5-of-15	4-of-13

INDIVIDUAL RUSHING

**BYU:** Williams, 17-99; Hill, 7-35 TD; Stewart, 7-1; Lasike, 2-6; Brown, 1-3.  
**USU:** N. Vigil, 16-57 TD; Hill, 18-54; Hall, 3-10; Williams, 0-10; Hunt, 3-8; Natson, 1-6; Garretson, 3-(-9) TD.

INDIVIDUAL PASSING (A-C-I, Yds, TD)

**BYU:** Stewart, 29-10-3, 172; Hill, 11-8-0, 99, 1 TD.  
**USU:** Garretson, 25-19-0, 321, 3 TD

INDIVIDUAL RECEIVING

**BYU:** Mathews, 8-117 1 TD; Leslie, 4-135; Houk, 3-7; Lasike, 1-7; Hine, 1-4; Williams, 1-1.  
**USU:** Robinson, 6-98 2 TD; Sharp, 5-173 1 TD; Natson, 5-34; Hill, 2-11; Butler, 1-5.

USU Punt Returns:

**USU KO Returns:** Sharp, 1-22; Williams, 1-22; Weichers, 1-0

**USU Interception Returns:** Centers, 1-34; Sutera, 1-21; Green, 1-0

**USU Tackle Leaders:** N. Vigil 9, Davis 6, Sutera 5, Z. Vigil 5, Larsen 5, LT Fillaga 3, Stewart 3

UTAH STATE STARTERS

OFFENSE		DEFENSE	
LT	Whimpey	DE	Larsen
LG	Mosley	NG	Matagi
C	Stephens	DE	Nielsen
RG	Fisilau	LB	Fillaga
RT	Simonich	LB	N. Vigil
TE	Court	LB	Z. Vigil
WR	Natson	LB	Green
WR	Sharp	CB	Davis
WR	Patterson	CB	Gray
RB	Hill	SS	Sutera
QB	Garretson	FS	Suite



Junior WR Hunter Sharp (4) caught five passes for a career-best 173 yards in Utah State's 35-20 win at No. 18 BYU. Sharp also had a 72-yard touchdown reception against the Cougars.

**PROVO, Utah** - Sophomore QB **Darell Garretson** threw three touchdown passes in the first-half, and Utah State's defense forced four turnovers for the third time in its last four games, as the Aggies posted its first win at BYU in 36 years with a 35-20 victory on Oct. 3, 2014 in a nationally televised game on ESPN.

Utah State (3-2) also improved to 4-51 all-time against ranked opponents, including wins in three of its last four matchups. Overall, No. 18 BYU (4-1) is the highest ranked opponent USU has ever defeated bettering its 48-41 overtime win at No. 19 Louisiana Tech in 2012.

Utah State finished the night with a season-high 457 yards of offense as Garretson was 19-of-25 passing for a season-high 321 yards with three touchdowns and no interceptions. Sophomore LB **Nick Vigil** led the Aggies' rushing attack as he carried the ball 16 times for 57 yards, and scored his first career touchdown on a 1-yard run in the third quarter, all of which are career-highs. Senior RB **Joe Hill** added 54 rushing yards as he tied his career-high with 18 carries and USU finished the night with 136 rushing yards on 46 carries.

BYU scored on its first possession of the game as Taysom Hill scored on an 11-yard run just 1:16 into the game as the Cougars drove 75 yards in just five plays. Hill, who was injured in the second quarter and did not return, was 8-of-11 passing for 99 yards with one touchdown and carried the ball seven times for 35 yards with another score.

On its opening possession of the game, Utah State drove the ball to the BYU 24-yard line before Garretson fumbled the snap and the Cougars recovered it at their own 36. USU eventually tied the score at 7-all late in the first quarter as Garretson connected with junior WR **Devonte Robinson** for a 7-yard touchdown to cap a 10-play, 85-yard drive.

BYU regained the lead early in the second quarter on a 25-yard touchdown pass from Hill to Mitch Mathews to make the score 14-7.

From there it was all Utah State, as the Aggies scored three second quarter touchdowns to take a 28-14 lead into the locker room. USU's first score of the second quarter came on a 5-yard run by Garretson to cap a 13-play, 88-yard drive that took 8:20 off the clock, its longest of the season in plays, yards and time of possession. Junior NG **Travis Seefeldt** then recovered a fumble on BYU's first offensive play of its next series and Garretson connected with Robinson again, this time for 22-yards out on its first play of the drive, to give the Aggies its first lead of the night at 21-14 with 4:27 to play in the half.

On its next drive, Utah State took possession of the ball on its own 13-yard line and drove 87 yards in just three plays, highlighted by a 72-yard touchdown pass from Garretson to junior WR **Hunter Sharp**. Sharp finished the night with five receptions for a career-high 173 yards for his third-straight 100-yard receiving game, marking the first time since 2002 that an Aggie has accomplished the feat.

BYU closed the gap to 28-17 in the third quarter on a 41-yard field goal only to see USU drive 76-yards in six plays and score another touchdown on a 1-yard run by **Nick Vigil** to push its lead to 35-17 late in the period.

BYU added a 24-yard field goal in the fourth quarter to cut its deficit to 35-20, but could get no closer.

**Nick Vigil** led the Aggie defense with nine total tackles, while freshman CB **Jalen Davis** had a career-high six tackles and senior SS **Frankie Sutera** had five tackles and intercepted his third pass of the season and fourth of his career. Sophomore FS **Devin Centers** and junior LB **Torrey Green** also added interceptions for USU.



Sophomore LB Nick Vigil (41) recorded nine tackles and rushed for a career-high 57 yards on a career-best 16 carries, and scored his first career touchdown on a 1-yard run against the Cougars.





## LAST MEETING VS. BYU IN LOGAN



October 4, 2013

MERLIN OLSEN FIELD AT ROMNEY STADIUM

### SCORING SUMMARY

	1	2	3	4	FINAL
BYU	10	7	14	0	31
Utah State	7	0	0	7	14

### First Quarter

BYU - Van Noy 17 interception return (Sorensen kick, 14:50)  
 USU - Van Leeuwen 7 yd pass from Keeton (Diaz kick, 10:48)  
 BYU - Sorensen 27 yd field goal (7:04)

### Second Quarter

BYU - Mathews 30 yd pass from Hill (Sorensen kick, 10:30)

### Third Quarter

BYU - Mathews 6 yd pass from Hill (Sorensen kick, 12:06)  
 BYU - Mathews 43 yd pass from Hill (Sorensen kick, 5:52)

### Fourth Quarter

USU - Butler 8 yd pass from Harrison (Diaz kick, 1:34)  
 Attendance: 25,513

### TEAM STATISTICS

	BYU	USU
First Downs	18	20
Rushing	160	186
Passing	278	211
Fumbles: Number-Lost	2-1	2-2
Penalties: Number-Yards	3-36	3-28
Punts-Yards/Avg.	9-384/42.7	10-431/43.1
Punt returns: No-Yds-TD/Avg.	1-(-1)-0/-1.0	4-3-0/0.8
Kickoff Returns: No-Yds-TD/Avg.	1-21-0/21.0	3-57-0/19.0
Interceptions: No-Yds-TD	1-17-1	1-0-0
Fumble Returns: No-Yds-TD	1-12-0	0-0-0
Possession Time	29:28	30:32
Third-Down Conversions	5-of-18	10-of-23

### INDIVIDUAL RUSHING

**BYU:** Williams 14-79; Brown, 16-45  
**USU:** DeMartino 16-80; Harrison 6-38; Williams 6-38;  
 Keeton 3-17; Marshall 2-9; Lee 2-9

### INDIVIDUAL PASSING (A-C-I, Yds, TD)

**BYU:** Hill 17-31-1, 278, 3; Olsen 0-1-0, 0, 0  
**USU:** Harrison, 18-41-0, 185, 1; Keeton, 4-10-1, 26, 1

### INDIVIDUAL RECEIVING

**BYU:** Mathews 5-112 3TD; Ridley 4-38; Hoffman 3-41  
**USU:** Reynolds 4-47; Tialavea 4-21; Andersen 3-47;  
 Swindall 3-21; Van Leeuwen 3-21 TD; Butler 2-18 TD;  
 DeMartino 2-6; Marshall 1-30

**USU Punt Returns:** Natson 4-3

**USU KO Returns:** Glover-Wright 3-57

**USU Interception Returns:** Byrd 1-0

**USU Tackle Leaders:** Doughty 14; Fackrell 13; Z. Vigil 11

### UTAH STATE STARTERS

OFFENSE	DEFENSE
LT Kev. Whimpey	DE Nielsen
LG Tauauve'a	NG Pataialii
C T. Larsen	DE B. Larsen
RG Markosian	LB Fackrell
RT Schultz	LB Doughty
WR Reynolds	LB Z. Vigil
WR Swindall	LB N. Vigil
TE Tialavea	CB Lawson
RB Andersen	CB Glover-Wright
RB DeMartino	SS Suite
QB Keeton	FS Alexander



Junior QB Craig Harrison (12) was 18-of-41 passing for 185 yards with one touchdown in Utah State's 31-14 loss to BYU. Harrison also carried the ball six times for 38 yards against the Cougars.

**LOGAN, Utah** - Utah State lost to Brigham Young, 31-14, on Friday, Oct. 4, 2013 at a chilly, sold-out Merlin Olsen Field at Romney Stadium.

The Aggies (3-3) totaled 397 yards of total offense with 186 rushing and 211 passing, while the Cougars (3-2) collected 438 yards of total offense with 278 through the air and 160 on the ground.

Junior QB **Craig Harrison** was 18-of-41 passing for 185 yards with one touchdown, coming on in place of fellow junior QB **Chuckie Keeton** in the first quarter after Keeton went down with a knee injury and never returned. Keeton was 4-of-10 passing for 26 yards and a touchdown, adding three rushes for 17 yards before the injury.

Senior RB **Joey DeMartino** rushed for 80 yards on 16 carries, while Harrison rushed for 38 yards on six carries and freshman RB **Kennedy Williams** rushed for 37 yards on six rushes.

The senior duo of WR **Travis Reynolds** and TE **D.J. Tialavea** each had four receptions, with Reynolds totaling 47 yards and Tialavea tallying 21 yards. Junior TE **Keegan Andersen** matched Reynolds with 47 yards on three catches.

Senior LB **Jake Doughty** registered a team-high 14 tackles, while sophomore LB **Kyler Fackrell** tallied 13 stops. Doughty logged 2.5 tackles for loss, while Fackrell recorded a pair of tackles for loss. Junior LB **Zach Vigil** notched 11 tackles and senior SS **Maurice Alexander** forced a first-quarter fumble to set up USU's first touchdown of the night.

The Cougars were led by Taysom Hill's 17-of-31 passing for 278 yards with three touchdowns, all to Mitch Mathews, who finished with five catches for 112 yards. Jamaal Williams totaled 79 yards rushing on 14 carries. Uani 'Unga led BYU's defense with a game-high 16 stops, while Robertson Daniel added 10 tackles.

BYU started its scoring on the first play from scrimmage, as Kyle Van Noy jumped in the middle of a Keeton pass and snared it and returned it 17 yards to the end zone for an early 7-0 Cougar lead.

The Aggie defense generated a score two series later, with Alexander forcing a Hill fumble after a scamper and junior FS **Brian Suite** recovered at the BYU 10. Three plays later Keeton threw a 7-yard pass to senior WR **Travis Van Leeuwen**, and sophomore PK **Nick Diaz** hit the extra point to tie the score at 7-7 with 10:48 on the first quarter clock.

On the Cougars' next possession, Hill led the charge with a 14-play, 67-yard drive ending with a Justin Sorensen 27-yard field goal with 7:04 to go in the first frame.

BYU added to its lead with a 30-yard touchdown toss from Hill to Mathews, the first of their three touchdown connections on the night, for a 17-7 Cougar lead at the 10:30 mark of the second quarter, which remained the score into halftime.

Hill and Mathews connected with two more touchdowns in the third quarter, first on a 6-yarder with 12:06 to go and again on a 43-yard strike with 5:52 on the third quarter clock for a 31-7 Cougar lead and capping BYU's scoring.

The Aggies added an 8-yard touchdown from Harrison to junior WR **Ronald Butler** with 1:34 left in the game to conclude the scoring at 31-14.



Senior LB Jake Doughty (51) had 14 tackles and a career-high 2.5 tackles for loss against BYU.





**AP POLL (NOV. 22, 2015)**

RK.	SCHOOL	RECORD	PTS.
1	Clemson (55)	11-0	1518
2	Alabama (6)	10-1	1469
3	Iowa	11-0	1325
4	Notre Dame	10-1	1317
5	Oklahoma	10-1	1295
6	Michigan State	10-1	1286
7	Baylor	9-1	1161
8	Ohio State	10-1	1051
9	Oklahoma State	10-1	995
10	Florida	10-1	926
11	North Carolina	10-1	900
12	Michigan	9-2	855
13	Stanford	9-2	816
14	Florida State	9-2	680
15	TCU	9-2	652
16	Navy	9-1	647
17	Northwestern	9-2	593
18	Oregon	8-3	470
19	Mississippi	8-3	358
20	Washington State	8-3	354
21	Houston	10-1	275
22	UCLA	8-3	230
23	Mississippi State	8-3	132
24	Toledo	9-1	123
25	Temple	9-2	107

**Others receiving votes:** Utah 100, Pittsburgh 60, LSU 33, Texas A&M 27, Wisconsin 21, Air Force 15, USC 8, Arkansas 7, Western Kentucky 6, Georgia 5, BYU 3, Tennessee 2, Arkansas State 1, West Virginia 1, South Florida 1.

**USA TODAY POLL (NOV. 22, 2015)**

RK.	SCHOOL	RECORD	PTS.
1	Clemson (58)	11-0	1590
2	Alabama (5)	10-1	1531
3	Iowa (1)	11-0	1419
4	Notre Dame	10-1	1373
5	Oklahoma	10-1	1364
6	Michigan State	10-1	1302
7	Baylor	9-1	1201
8	Ohio State	10-1	1138
9	Florida	10-1	1047
10	Oklahoma State	10-1	956
11	North Carolina	10-1	929
12	Stanford	9-2	881
12	Michigan	9-2	881
14	Florida State	9-2	783
15	Navy	9-1	674
16	TCU	9-2	626
17	Northwestern	9-2	569
18	Oregon	8-3	482
19	Mississippi	8-3	383
20	Washington State	8-3	327
21	Houston	10-1	256
22	Mississippi State	8-3	230
23	UCLA	8-3	224
24	Temple	9-2	116
25	Utah	8-3	101

**Others receiving votes:** LSU 82, Toledo 69, Wisconsin 58, Texas A&M 54, Pittsburgh 46, Georgia 34, USC 27, Western Kentucky 12, Arkansas 7, West Virginia 6, Air Force 6, BYU 5, Bowling Green 5, San Diego State 3, Appalachian State 2, Arkansas State 1.

**AGGIES RALLY FOR 31-27 HOME WIN AGAINST NEVADA**

• Utah State rallied from a 27-7 third-quarter deficit by scoring the final 24 points in a come-from-behind 31-27 Mountain West home win against Nevada last weekend to become bowl eligible for the fifth-straight season, which is a school record. The 20-point deficit overcome by Utah State is its largest since rallying for a 35-31 win at Hawai'i in 2011 after trailing by 21 points (28-7) at halftime.

• Nevada took its largest lead of the game just 50 seconds into the third quarter following a 60-yard touchdown run. The extra point, however, was blocked by senior NG **David Moala** making the score 27-7 with 14:10 to play in the third. During the first 30:50 of the game, Nevada ran 36 plays for 218 yards (6.1 yards per play), including 28 rushes for 174 yards (6.2 ypp). During the final 29:10 of the game, Nevada ran 36 plays for just 46 yards (1.6 ypp).

• For Utah State, it had just 78 yards of offense in the first half on 29 plays (2.7 ypp), before producing 235 yards on 42 plays (5.6 ypp) in the second half.

**UTAH STATE AVOIDS FIRST THREE-GAME LOSING STREAK SINCE 2010**

With its 31-27 win against Nevada, Utah State avoided its first three-game losing streak since the 2010 season. Overall, USU is 3-2 on the season and 11-3 under head coach **Matt Wells** following a loss and has only lost back-to-back games three times in its last 59 outings.

**AGGIES HAVE BIG DAY RETURNING KICKOFFS AGAINST NEVADA**

Utah State had one of its best days in recent history returning kickoffs in its 31-27 Mountain West home win against Nevada last weekend. Overall, USU returned four kickoffs for 222 yards (55.5 ypr) with one touchdown as senior WR **Hunter Sharp** returned one kickoff 96 yards for a touchdown, junior RB **Kennedy Williams** returned two kickoffs for 98 yards, and junior TE **Wyatt Houston** returned one kickoff for 28 yards. Those 222 kickoff return yards against Nevada are the fourth-most for USU since 2000, trailing the school-record 272 kickoff return yards against BYU in 2001 on nine returns, the 258 kickoff return yards at Hawai'i in 2007 on eight returns, and the 254 kickoff return yards against Nevada in 2005 on five returns.

**UTAH STATE FORCES TWO FUMBLES AGAINST NEVADA**

• After forcing just one turnover in its previous four games, Utah State recovered two fumbles against Nevada, both in the final seven minutes of the game. The first fumble recovery was in the end zone by senior LB **Kyler Fackrell** to bring the Aggies all the way back from a 27-7 deficit and give the home team a 28-27 advantage. The second fumble recovery was by junior LB **Nick Vigil** on the final play of the game as the Wolf Pack was trying to lateral the ball.

• During a four-game stretch during the middle of the season, Utah State forced a total of 18 turnovers with three takeaways against Washington and Colorado State, and four against Fresno State, to go along with its school-record-tying eight takeaways against Boise State.

• Utah State has forced 21 turnovers this season, at least one turnover in 40 of its last 48 games and 98 turnovers in its last 48 games. Overall, USU has forced at least three turnovers in 11 of its last 24 games.

• Utah State has intercepted 45 passes in its last 35 games, including multiple interceptions in 14 of those 35 games, and has at least one interception in 21 of its last 31 games.

**AGGIES BLOCK ANOTHER EXTRA POINT IN NEVADA GAME**

Utah State blocked its second extra point of the season and third in its last 13 games last weekend against Nevada as senior NG **David Moala** blocked the extra point following Nevada's fourth touchdown of the game, keeping the score at 27-7. USU's two other blocked extra points in its last 13 games have been returned for two-point conversions as senior LB **Torrey Green** returned a blocked PAT by Moala against Southern Utah in the first game of the 2015 season, while sophomore CB **Jalen Davis** returned a blocked PAT by senior NG **Travis Seefeldt** at Boise State in last year's regular-season finale.

**UTAH STATE VERY SUCCESSFUL WHEN IT RUNS THE BALL**

Utah State has won 20 straight games with a 100-yard rusher, including a 3-0 record this year, 24 of its last 25 games when it rushes at least 40 times, including a 5-0 record this year, and 21 straight games when it rushes for 200 yards, including a 4-0 record this year.

**UTAH STATE TRENDS**

Utah State is ... under head coach **Matt Wells**: 5-0 this year and 18-0 all-time when scoring at least 30 points; 3-0 this year and 12-0 all-time with a 100-yard rusher; 5-2 this year and 22-5 all-time when it out-gains its opponent; 4-2 this year and 21-7 all-time with 300-plus yards of offense; and 4-0 this year and 16-4 all-time when it controls the time of possession.

**TEAM NOTABLES FROM THE NEVADA GAME**

Nevada's 53 passing yards are a season-low for an Aggie opponent and the fewest allowed by Utah State since Weber State passed for just 34 yards in 2013... Nevada's 25-yard interception return for a touchdown in the first quarter is the first non-offensive score against Utah State this season... Utah State's last two wins against Nevada (2015, 2011) gave the team six wins to become bowl eligible each time.







UTAH STATE IN THE MOUNTAIN WEST AND NCAA RANKINGS

Utah State's defense currently ranks among the top 40 in the nation in eight categories, including ranking second in the Mountain West and ninth nationally in passing defense (171.0 ypg).

UTAH STATE RANKS FOURTH NATIONALLY IN FUMBLES RECOVERED

With its two fumble recoveries against Nevada last weekend, Utah State now ranks fourth in the nation with its 12 fumble recoveries, while ranking 26th nationally with its 21 turnovers forced.

UTAH STATE RANKS 14TH NATIONALLY WITH ITS THREE DEFENSIVE TOUCHDOWNS

With its defensive touchdown last weekend against Nevada, Utah State has now scored three defensive touchdowns this year, to rank first in the Mountain West and 14th in the nation.

FAKRELL LEADS THE NATION IN FUMBLES RECOVERED

Senior LB Kyle Fackrell has recovered five fumbles this season to lead the nation and also ranks tied for third in the Mountain West in tackles for loss (1.23 pg), and 21st in the MW in tackles (6.6 pg).

VIGIL RANKS THIRD NATIONALLY IN TACKLES

Junior LB Nick Vigil ranks first in the Mountain West and third nationally in tackles (11.9 pg), and tied for third in the MW and tied for 19th nationally with two fumble recoveries.

MAYS RANKS 35TH NATIONALLY IN RUSHING YARDS PER CARRY

Junior RB Devante Mays ranks second in the Mountain West and 35th nationally with his 5.9 yards per carry average, and fourth in the MW and 49th nationally with his nine rushing touchdowns.

OTHER AGGIES IN THE MOUNTAIN WEST AND NCAA RANKINGS

Junior WR Andrew Rodriguez ranks tied first in the Mountain West and tied for ninth nationally with his one punt return for touchdown, and first in the MW and 23rd nationally in punt returns (10.0 pg).

DID YOU KNOW?

Utah State had just three penalties for 30 yards last weekend against Nevada and has committed just 10 penalties for 84 yards in its last four games for an average of 2.5 penalties per game.

RANKINGS FOR 2015

TEAM RANKINGS

Table with 4 columns: CATEGORY, MW, NCAA. Lists various team statistics like Sacks Allowed, Scoring Offense, Completion %, etc.

INDIVIDUAL RANKINGS

Table with 4 columns: INDIVIDUAL, AVG., MW, NCAA. Lists individual player statistics like Devin Centers (FS), Jalen Davis (CB), etc.





**2015 SEASON SUPERLATIVES**

**TOP INDIVIDUAL PERFORMANCES**

**RUSHING**

- 1. Kent Myers 191 vs. Colorado State
- 2. Devante Mays 176 vs. Wyoming
- 3. Devante Mays 133 vs. Nevada
- 4. Devante Mays 92 at Fresno State

**PASSING**

- 1. Kent Myers 364 at Air Force
- 2. Kent Myers 260 at Fresno State
- 3. Chuckie Keeton 256 at Utah
- 4. Kent Myers 246 vs. Wyoming

**RECEIVING**

- 1. Hunter Sharp 193 at Air Force
- 2. Devonte Robinson 119 at Utah
- 3. Hunter Sharp 99 at Fresno State
- 4. Hunter Sharp 74 at Washington

**TACKLES**

- 1. Nick Vigil 20 at Air Force
- 2. Nick Vigil 14 vs. Boise State
- 3. Nick Vigil 13 vs. Southern Utah
- 3. Nick Vigil 13 vs. Wyoming
- 3. Nick Vigil 13 vs. Nevada

**TOP TEAM PERFORMANCES - OFFENSE**

**RUSHING**

- 1. 298 vs. Colorado State
- 2. 296 vs. Wyoming
- 3. 204 vs. Nevada

**PASSING**

- 1. 364 at Air Force
- 2. 296 vs. Wyoming
- 3. 281 at Fresno State

**TOTAL OFFENSE**

- 1. 592 vs. Wyoming
- 2. 482 at Fresno State
- 3. 439 at Air Force

**TOP TEAM PERFORMANCES - DEFENSE**

**RUSHING**

- 1. 34 vs. Boise State
- 2. 52 vs. Southern Utah
- 3. 74 at Washington

**PASSING**

- 1. 55 vs. Nevada
- 2. 83 vs. Wyoming
- 3. 93 at San Diego State

**TOTAL OFFENSE**

- 1. 163 vs. Southern Utah
- 2. 194 at Fresno State
- 3. 236 at New Mexico

**FACKRELL NAMED MOUNTAIN WEST DEFENSIVE PLAYER OF THE WEEK AGAIN**

• Senior LB **Kyler Fackrell** was named the Mountain West Defensive Player of the Week for the second time this season on Monday, Nov. 23 as he helped Utah State to a 31-27 come-from-behind Mountain West home win against Nevada. Overall, it is the third time in his career that Fackrell has been named MW Defensive Player of the Week and it is the fifth time he has been honored by a conference office.

• Against Nevada, Fackrell cored his second career defensive touchdown as he recovered a fumble in the end zone in the fourth quarter to complete Utah State's rally from down 27-7 to give the home team a 28-27 lead en route to its 31-27 victory. Fackrell's other defensive touchdown was in 2013 as he returned an interception 99 yards against Hawai'i. The linebacker also has one offensive touchdown in his career as he caught a 4-yard pass against Weber State in 2013.

• Along with his touchdown against Nevada, Fackrell also had 10 tackles, including 0.5 for loss, to go along with two quarterback hurries against the Wolf Pack. Overall, it was Fackrell's third double-digit tackle outing of the season and the ninth of his career.

• On the season, Fackrell leads the team with his 13.5 tackles for loss and is tied for the team lead with his 4.0 sacks, while ranking second with his 73 total tackles. He also ranks first on the team with 12 quarterback hurries and five fumble recoveries, while tying for first with two forced fumbles. For his career, he now has 244 tackles, which includes 12.0 sacks and 34.5 tackles for loss, while adding five forced fumbles and seven fumble recoveries.

**VIGIL RECORDS 13 TACKLES AGAINST NEVADA**

• Junior LB **Nick Vigil** recorded his seventh double-digit tackle game this year and the 13th of his career last weekend against Nevada with his 13 tackles. It was also his fifth double-digit tackle game in his last six outings. Overall, Vigil has led the Aggies in tackles 10 times in 11 games this year.

• Two weeks ago at Air Force, Vigil recorded a career-high 20 tackles, which are tied for the third-most in a single-game this year at the FBS level.

• On the season, Vigil ranks second on the team with his 12.5 tackles for loss and tied for third with his 3.0 sacks, while ranking first overall with 131 total tackles. He also ranks tied for first on the team with his two forced fumbles and tied for second with his two fumble recoveries. For his career, he now has 311 tackles, which includes 15.5 sacks and 37.5 tackles for loss, while adding seven forced fumbles and two fumble recoveries.

**FACKRELL AND VIGIL UNSTOPPABLE IN MOUNTAIN WEST PLAY**

• Utah State's linebacker duo of senior **Kyler Fackrell** and junior **Nick Vigil** have taken their play to another level since beginning Mountain West play. Over the past eight games, the duo has combined for 154 tackles, including 5.0 sacks and 18.0 tackles for loss, while adding three forced fumbles, seven fumble recoveries and 12 quarterback hurries.

• In eight Mountain West games, Fackrell has recorded 57 tackles, which includes 2.0 sacks and 9.5 tackles for loss, while adding five fumble recoveries, one forced fumble and 10 quarterback hurries. Vigil has recorded 97 tackles, which includes 3.0 sacks and 8.5 tackles for loss, while adding two forced fumbles, two fumble recoveries and two quarterback hurries.

**MAYS RECORDS SECOND CAREER 100-YARD RUSHING GAME IN NEVADA WIN**

Junior RB **Devante Mays** recorded his second 100-yard rushing game of the season and his career against Nevada as he rushed for 133 yards on a career-high-tying 22 carries and scored a pair of touchdowns on runs of five and two yards. For Mays, it was his third multi-touchdown game of the season, as he now has a team-best nine rushing touchdowns. Mays also has a team-best 10 explosive runs on the season after his 35 and 32 yard runs against Nevada last weekend.

**MAYS RANKS NINTH ALL-TIME IN SCHOOL HISTORY IN RUSHING AVERAGE**

Junior RB **Devante Mays** has rushed for 788 yards on 134 carries with nine touchdowns and that average of 5.9 yards per carry currently ranks ninth all-time in school history for a single season.

**SHARP RECORDS FIRST CAREER KICKOFF RETURN FOR TOUCHDOWN**

Senior WR **Hunter Sharp** returned his first career kickoff for a touchdown against Nevada as he returned a second-quarter kick 96 yards, which ranks tied for the sixth-longest kickoff return in school history, along with **Marvin Ellis** (Idaho State, 1991) and **Overton Curtis** (Idaho, 1958), and the longest since **Kevin Robinson** had a 100-yard return against Hawai'i in 2007. That return by Sharp was also the first Aggie kickoff return for a touchdown since **Kerwynn Williams** had a 92-yard return at Nevada in 2010. Overall, Sharp has returned just six kickoffs this season for an average of 36.7 yards per return. In his career, he has returned 12 kickoffs for 366 yards (30.5 ypr).

**SHARP RANKS 13TH ALL-TIME IN SCHOOL HISTORY IN RECEPTIONS**

With his seven receptions for 51 yards against Nevada, senior WR **Hunter Sharp** now ranks 13th all-time in school history with 117 career receptions and 15th all-time with 1,585 receiving yards. Sharp is one of just 19 players in school history with 100 career receptions and one of 33 players with 1,000 career receiving yards. Overall, Sharp has caught at least one pass in 21 straight games, which is the longest streak by an Aggie since **Travis Reynolds** also caught a pass in 21 straight games during the 2012 and 2013 seasons. This season, Sharp leads the team with 53 catches for 646 yards (12.2 ypr/71.8 ypg) and seven touchdowns. For his career, Sharp has 14 touchdown receptions.





EVANS RECORDS CAREER-HIGH 11 TACKLES AGAINST NEVADA

Senior SS Marwin Evans recorded his first career double-digit tackle game as he had a career-high 11 stops against Nevada last weekend. Evans also had 2.0 tackles for loss against the Wolf Pack and now has 8.5 tackles for loss this year, which ranks fifth on the team. He also has 54 tackles this season to rank fourth on the team.

GREEN RECORDS CAREER-HIGH EIGHT TACKLES AGAINST NEVADA

Senior LB Torrey Green recorded a career-high eight tackles last weekend against Nevada, which included 1.0 sacks. On the season, Green ranks tied for first on the team with 4.0 sacks, third with 9.5 tackles for loss, and sixth with 43 tackles.

During his last five games, Green has recorded 29 tackles, which includes 3.0 sacks and 5.5 tackles for loss, to lead the team in both categories. For his career, Green now has 7.0 sacks and 18.5 tackles for loss as part of his 85 total tackles.

DALTON CONTINUES TO PUNT WELL FOR UTAH STATE

Redshirt freshman P Aaron Dalton continues to punt the ball well for Utah State as all three of his punts against Nevada last weekend were downed inside the 20-yard line, including two that were downed inside the 10-yard line. In fact, Dalton's last punt of the game midway through the fourth quarter was downed at the 1-yard line. On the next play, USU recovered a Nevada fumble in the end zone for the winning touchdown.

During his last three games, Dalton has punted 16 times for 741 yards (46.3 ypp) with nine of his punts downed inside the 20-yard line. He has also had four punts of 50-plus yards in his last three games, including a long of 63.

On the season, Dalton has punted 62 times for 2,563 yards (41.3 ypk), and has eight punts of at least 50 yards with 22 of his punts being downed inside the 20-yard line.

MOALA BLOCKS SECOND EXTRA POINT OF THE SEASON

Senior NG David Moala blocked his second extra point of the season last weekend against Nevada, while adding three tackles, including 1.0 tackles for loss. On the season, Moala leads the team with his two blocked kicks and ranks tied for third with 3.0 sacks and fourth with 9.0 tackles for loss. He is also ninth on the team and second among defensive linemen with his 37 tackles.

OTHER PLAYER NOTABLES FROM THE NEVADA GAME

Junior RB Kennedy Williams had a career-long 65 yard kickoff return... Junior TE Wyatt Houston returned his first career kickoff for 28 yards... Sophomore DE Ian Togiati tied his career high with two tackles... Senior CB Tyler Floyd had 0.5 tackles for loss and now has 2.5 tackles for loss this year and 3.5 in his career... Junior PK Jake Thompson made his first career extra point and was 3-of-3 on extra points during the day as he is now 3-of-4 in his career on extra points, all of which have been this season... Thompson also made a 42-yard field goal in the fourth quarter as he is now 3-of-3 on field goal attempts this year and 4-of-10 in his career, including 2-of-2 from 40-49 yards this season and 2-of-5 from 40-49 yards in his career... Junior PK Brock Warren was 0-of-2 on field goal attempts from 20 and 29 yards and is now 8-of-11 this season on field goal attempts, including 4-of-6 from 20-29 yards... For his career, Warren is now 8-of-12 on field goal attempts, including 4-of-6 from 20-29 yards.

WARREN ENTERS SINGLE-SEASON TOP 10 IN EXTRA POINTS

Junior PK Brock Warren is 35-of-37 on extra points this season to rank tied for eighth in school history for a single season in extra points made with Dane Kidman (2001) and Doug Beach (1990), and also tied for eighth in school history for a single season in extra points attempted with Micah Knorr (1996) and Michael Doyle (1972).

MYERS THIRD ALL-TIME IN SCHOOL HISTORY IN COMPLETION PERCENTAGE

Sophomore QB Kent Myers is 186-of-298 (.624) passing for 2,336 yards with 19 touchdowns and just six interceptions in his career, and that completion percentage ranks third all-time in school history. Furthermore, Myers has completed 107-of-179 (.598) passes for 1,470 yards with 14 touchdowns and just three interceptions this season, and that completion percentage ranks seventh all-time at USU for a single season.

STAT OF THE DAY

Junior LB Nick Vigil saw his first action of the season on offense against Nevada and carried the ball four times for 12 yards. Three of those carries were on third down as he picked up two first downs, while his other carry was on fourth down, where he also picked up a first down.

NIELSEN SET TO TIE SCHOOL RECORD FOR GAMES PLAYED THIS WEEKEND

Senior DE Jordan Nielsen will play in his 53rd career game this weekend against BYU, tying former DE B.J. Larsen for the most games played in school history.

DID YOU KNOW?

Utah State has won 41 of its last 58 games (.707) to rank as the third-most wins in the West behind Oregon (50) and Boise State (43) over the last five seasons.

UTAH STATE'S RECORD WHEN...

Table with 2 columns: 2015 record and Under Wells record. Rows include Overall, MW, Non-Conference, Home, Away, Neutral, Current Streak, Current Home Streak, Current Away Streak, Day Game, Night Game, August, September, October, November, December, vs. top-25 teams, vs. non-ranked teams, vs. FCS (I-AA), On natural grass, On artificial surface, Scoring first, Coming-from-behind, Leading after 1st quarter, Behind after 1st quarter, Tied after 1st quarter, Leading at halftime, Behind at halftime, Tied at halftime, Leading after 3rd quarter, Behind after 3rd quarter, Tied after 3rd quarter, Overtime, Scoring less than 20 points, Scoring 20 + points, Scoring 30 + points, Allowing 20 points or less, Allowing 10 points or less, With 100-yard rusher, Allowing 100-yard rusher, With 300-yard passer, Allowing 300-yard passer, Outgain opponent, Total offense + 300 yards, Allowing + 300 yards offense, No turnovers, Less than three turnovers, Three or more turnovers, No takeaways, Three or more takeaways, Fewer turnovers, Equal turnovers, More turnovers, Control time of possession, Opponent controls TOP.







**CAREER RECORD BOOK**

**COMPLETION PCT. YEARS PCT.**

(Minimum 150 Completions)

1. <b>Chuckie Keeton</b>	2011-pres.	.639
2. Darell Garretson	2013-14	.631
3. <b>Kent Myers</b>	2014-pres.	.624

**TOUCHDOWN PASSES YEARS TD**

1. <b>Chuckie Keeton</b>	2011-pres	60
1. Jose Fuentes	2000-2002	60

**COMPLETIONS YEARS NO.**

1. Jose Fuentes	2000-2002	704
2. <b>Chuckie Keeton</b>	2011-pres	638

**TOTAL OFFENSE YEARS YDS.**

1. Jose Fuentes	2000-2002	8,791
2. <b>Chuckie Keeton</b>	2011-pres	8,398

**PASSING YARDS YEARS YDS.**

1. Jose Fuentes	2000-2002	9,168
2. <b>Chuckie Keeton</b>	2011-pres	7,036

**PASSING ATTEMPTS YEARS ATT.**

1. Jose Fuentes	2000-2002	1,270
2. <b>Chuckie Keeton</b>	2011-pres	998

**RUSHING YARDS YEARS YDS.**

1. Demario Brown	1996-1999	4,053
2. Abu Wilson	1992, 94-96	3,933
3. Rick Parros	1976-79	3,537
4. Louie Giammona	1973-75	3,499
5. Robert Turbin	2007-09,11	3,315
6. Emmett White	1998-01	2,791
7. Kerwynn Williams	2009-12	2,515
8. Roger Grant	1990-91	2,387
9. Tom Larscheid	1959-61	2,206
10. Altie Taylor	1966-68	1,959
11. Maurice Turner	1979-82	1,549
12. Derrvin Speight	2007, 09-10	1,493
13. Roy Shivers	1964-65	1,468
14. John Strycula	1969-71	1,412
15. Diondre Borel	2007-10	1,398
16. <b>Chuckie Keeton</b>	2011-pres.	1,362

**KEETON SEES FIRST SIGNIFICANT ACTION SINCE SEPTEMBER**

Redshirt senior QB **Chuckie Keeton** saw his first significant playing time since September as he played the majority of the game against Nevada last weekend, replacing an injured **Kent Myers** in the first quarter. Against the Wolf Pack, Keeton was 14-of-27 passing for 109 yards with one interception. He also rushed a season-high 14 times for a season-best 52 yards.

**KEETON IN THE AGGIE RECORD BOOK**

Redshirt senior QB **Chuckie Keeton** ranks among the top 10 in school history in the following categories:

- First all-time with a career completion percentage of 63.9 percent (638-of-998).
- First all-time with an interception percentage of 0.023 as he has thrown just 23 interceptions in 998 pass attempts.
- Tied for first all-time with 60 career touchdown passes along with **Jose Fuentes** (2000-2002).
- Second all-time with 7,036 passing yards. Fuentes holds the school record with 9,168 yards.
- Second all-time with 638 career completions. Fuentes holds the school record with 704.
- Second all-time with 998 career pass attempts. Fuentes holds the school record with 1,270.
- Second all-time with 8,398 yards of total offense (7,036-passing, 1,362-rushing). Fuentes holds the school record with 8,791 yards.
- 16th all-time with 1,362 career rushing yards (296 carries, 4.4 ypc). **Demario Brown** (1996-99) holds the school record with 4,053 yards, while **Diondre Borel** (2007-10) holds the school record with 1,398 yards by a quarterback. Overall, Keeton is one of just 27 players in school history to rush for 1,000 yards and just the second quarterback.
- Set single-season school records as a sophomore in 2012 for touchdown passes (27), passing yards (3,373), total offensive yards (3,992), completions (275) and completion percentage (.676), and broke his own completion percentage record as a junior (.694).
- Is the only quarterback in school history to have five touchdown passes in three games as he tied the single-game school record against both Air Force (9/7/13) and Weber State (9/14/13) during his junior season, as well as against Wyoming (10/8/11) as a freshman.
- Set a then single-game school record with an 88.0 percent completion percentage against Southern Utah (8/30/12) during his sophomore season as he was 22-of-25 passing.
- Tied the then school record for rushing yards by a quarterback with 121 yards on a career-high tying 17 carries in a 48-41 overtime win at No. 19 Louisiana Tech (11/17/12) during his sophomore season. **Tony Adams** set the record in 1972.

**KEETON AMONG ACTIVE FBS QUARTERBACKS**

In just 36 career games, redshirt senior **Chuckie Keeton** ranks among the top 10 FBS quarterbacks in the following categories:

- Sixth in completion percentage (.639), trailing Washington State's Luke Falk (.688), Western Kentucky's Brandon Doughty (.686), USC's Cody Kessler (.683), Bowling Green's Matt Johnson (.657) and Oregon's Vernon Adams Jr. (.645).
- Sixth among QBs with 6,000 passing yards & 1,000 rushing yards (7,036 passing/1,362 rushing), trailing Oregon's Vernon Adams Jr. (12,513 passing/1,355 rushing), TCU's Trevone Boykin (10,580 passing/2,033 rushing), Mississippi State's Dak Prescott (8,742 passing/2,411 rushing), North Carolina's Marquise Williams (7,329 passing/2,238 rushing) and Ohio State's Braxton Miller (5,295 passing/3,281 rushing).

**MORE NOTABLES ON KEETON**

- Utah State redshirt senior QB **Chuckie Keeton** is one of just two FBS quarterbacks to start five season openers along with Tulsa's T.J. Rubley (1987-91).
- Keeton is the second-winningest QB in school history with his 20 wins, trailing **Tony Adams** (1970-72), who won 22 games, and ahead of **John Pappas** (1966-68), who won 18 games.

**WHAT MIGHT HAVE BEEN FOR KEETON IN 2013**

Redshirt senior QB **Chuckie Keeton** was putting up some gaudy numbers during his junior season before missing the final eight games with a knee injury suffered against BYU on Oct. 4. Through his first five games, Keeton ranked second in the nation with 17 touchdown passes, while also ranking first in the Mountain West and second in the nation in points responsible for (22.8 pg), second in the MW and 22nd in the nation in passing efficiency (161.6), third in the MW and eighth in the nation in completions (26.4 pg), third in the MW and 11th in the nation in completion percentage (.710), third in the MW and 18th in the nation in total offense (317.2 ypg), and fourth in the MW and 25th in the nation in passing (272.4 ypg). Keeton concluded his junior campaign completing 136-of-196 passes for 1,388 yards (231.3 ypg) and 18 touchdowns and two interceptions, while rushing for 241 yards on 55 carries (40.2 ypg/4.4 ypc) and two more scores. Those 18 touchdown passes rank tied for ninth all-time at USU, while his completion percentage of 69.4 percent ranks first all-time.

• In 2014, Keeton played in just two and one-half games before re-injuring his surgically repaired left knee in the first half against Wake Forest (9/13). He missed the rest of the season and received a medical redshirt from both the NCAA and Mountain West.



## FACKRELL NAMED ONE OF 10 SEMIFINALISTS FOR BUTKUS AWARD

Senior LB **Kyler Fackrell** has been named one of 10 semifinalists for the 31st annual Butkus Award honoring the nation's best linebacker, it was announced on Monday, Nov. 2. Joining Fackrell as a semifinalist was Kendall Beckwith (LSU), Su'a Cravens (USC), Leonard Floyd (Georgia), Deion Jones (LSU), Blake Martinez (Stanford), Raekwon McMillan (Ohio State), Antonio Morrison (Florida), Reggie Ragland (Alabama) and Jaylon Smith (Notre Dame).

## FACKRELL NAMED MW DEFENSIVE PLAYER OF THE WEEK AGAINST BOISE STATE

Senior LB **Kyler Fackrell** was named the Mountain West's Defensive Player of the Week on Monday, Oct. 19, following Utah State's 52-26 home win against No. 21 Boise State. Against the Broncos, Fackrell recorded 2.5 tackles for loss as part of his season-high 11 total stops, and added a career-best two fumble recoveries, to go along with one forced fumble and two quarterback hurries. Overall, it was Fackrell's first double-digit tackle outing of the season and the seventh of his career.

## MYERS NAMED HONORABLE MENTION NATIONAL PERFORMER FROM CFPA

- Utah State sophomore QB **Kent Myers** tied his career high with four total touchdowns in Utah State's 58-27 home win against Wyoming on Oct. 30, earning honorable mention national performer honors from College Football Performance Awards. Joining Myers as recipients of this week's CFPA Award included Cincinnati's Gunner Kiel, Oklahoma's Baker Mayfield, Clemson's Deshaun Watson and Florida State's Travis Rudolph.

- Against the Cowboys, Myers tied his career high with three touchdown passes and added a 5-yard touchdown run. Against Wyoming, Myers was 14-of-17 passing for 246 yards with three touchdowns and no interceptions, while rushing for another 48 yards on 11 carries with one touchdown. In the first half against Wyoming, Myers was 10-of-10 passing for 171 yards with one touchdown.

- Myers also had four total touchdowns in a 52-26 home win against No. 21 Boise State earlier this season with three touchdown passes and one rushing touchdown, and in a 41-7 home win against San José State last season with three rushing touchdowns and one passing touchdown. Overall, Myers has nine touchdown passes this season and 14 in his career, to go along with three rushing touchdowns this season and eight in his career. Myers also now has two career 200-yard passing games and two career multi-touchdown games passing the ball.

- In two career games against Wyoming, Myers is 27-of-33 (.818) passing for 396 yards (198.0 ypg) with three touchdowns and no interceptions, while also rushing for 73 yards on 19 carries (3.8 ypc) with one touchdown.

## MYERS NAMED MW OFFENSIVE PLAYER OF THE WEEK AGAINST COLORADO STATE

- Utah State sophomore QB **Kent Myers** was named the Mountain West Offensive Player of the Week on Monday, Oct. 5 after setting a school record for rushing yards by a quarterback with a career-high 191 yards on a career-best 16 carries in Utah State's 33-18 Homecoming win against Colorado State. The previous record was 121 yards set by redshirt senior QB **Chuckie Keeton** against Louisiana Tech (17 carries) in 2012 and **Tony Adams** against Colorado State (12 carries) in 1972. For Myers, it was his first career 100-yard rushing game.

- Myers' 191 rushing yards are the most by a FBS (Football Bowl Subdivision) quarterback this year. It is also the most rushing yards by an Aggie since **Kerwynn Williams** rushed for 235 yards against Toledo in the 2012 Famous Idaho Potato Bowl.

- Myers had four explosive runs (34, 34, 27, 26) against Colorado State as he scored his first rushing touchdown of the season and sixth of his career from 26 yards out.

- Myers was also 12-of-21 passing for 137 yards with one touchdown and no interceptions against Colorado State, including a 42-yard touchdown pass to senior WR **Hunter Sharp**.

## RODRIGUEZ NAMED MW SPECIAL TEAMS PLAYER OF THE WEEK AGAINST SOUTHERN UTAH

- Redshirt junior WR **Andrew Rodriguez** was named the Mountain West Special Teams Player of the Week following Utah State's 12-9 season-opening home win against Southern Utah on Sept. 3, 2015. Rodriguez returned a USU and Mountain West record eight punts for 136 yards against the Thunderbirds, including one 88 yards for a touchdown with 4:54 to play in the game to turn a 9-5 Aggie deficit into a 12-9 come-from-behind win. The previous school record for punt returns in a game was seven by **Kelley Deist** against Southern Mississippi in 1974, while the previous MW record was also seven by Scott Harding (Hawai'i) in 2014.

- That 88-yard punt return for Rodriguez is a Maverik Stadium record and the third-longest in USU history trailing **Kevin Robinson**, who returned a punt 90 yards for a touchdown at Troy in 2004 and **Dale Leatham**, who also returned a punt 90 yards for a touchdown at Wichita State in 1950. Robinson held the previous Maverik Stadium record as he returned a punt 87 yards for a touchdown against San José State in 2005.

- Rodriguez's 88-yard punt return is also tied for the second-longest in Mountain West history trailing Dallas Davis (Colorado State), who returned a punt 89 yards against Utah in 1999 and tied with Anthony Wright (Air Force), who returned a punt 88 yards against Army in 2009.







**2015 PRESEASON HONORS**

**DEVIN CENTERS, JR, FS**

- *Phil Steele* Third-Team All-Mountain West
- *Athlon Sports* Third-Team All-Mountain West
- *College Sports Madness* Third-Team All-Mountain West

**JALEN DAVIS, SO, CB**

- *Athlon Sports* Third-Team All-Mountain West
- *Phil Steele* Fourth-Team All-Mountain West

**KYLER FACKRELL, SR, LB**

- Mountain West Defensive Player of the Year
- First-Team All-Mountain West
- *Phil Steele* First-Team All-Mountain West
- *Athlon Sports* First-Team All-Mountain West
- *College Sports Madness* First-Team All-Mountain West
- Chuck Bednarik Award Watch List
- Butkus Award Watch List
- Bronko Nagurski Award Watch List
- Rotary Lombardi Award Watch List

**CHUCKIE KEETON, SR, QB**

- First-Team All-Mountain West
- *Athlon Sports* First-Team All-Mountain West
- *Phil Steele* Third-Team All-Mountain West
- *College Sports Madness* First-Team All-Mountain West
- Maxwell Award Watch List
- Wuerffel Trophy Watch List
- Davey O'Brien Award Watch List
- Johnny Unitas Golden Arm Award Watch List
- CFPA National Performer of the Year Watch List
- Earl Campbell Tyler Rose Award Watch List

**LAJUAN HUNT, SO, RB**

- *Athlon Sports* Fourth-Team All-Mountain West
- Doak Walker Award Watch List

**JORDAN NIELSEN, SR, DE**

- *Athlon Sports* First-Team All-Mountain West
- *Phil Steele* Second-Team All-Mountain West
- *College Sports Madness* Second-Team All-Mountain West

**TRAVIS SEEFELDT, SR, NG**

- *Athlon Sports* Second-Team All-Mountain West
- *Phil Steele* Third-Team All-Mountain West

**HUNTER SHARP, SR, WR**

- *Phil Steele* Second-Team All-Mountain West
- *Athlon Sports* Second-Team All-Mountain West
- *College Sports Madness* Second-Team All-Mountain West
- Biletnikoff Award Watch List

**JAKE SIMONICH, JR, OT**

- *Phil Steele* Second-Team All-Mountain West
- *Athlon Sports* Second-Team All-Mountain West
- *College Sports Madness* Third-Team All-Mountain West

**AUSTIN STEPHENS, JR, OC**

- *Phil Steele* Second-Team All-Mountain West
- *Athlon Sports* Second-Team All-Mountain West
- *College Sports Madness* Second-Team All-Mountain West
- Rimington Trophy Fall Watch List

**JAKE THOMPSON, JR, K**

- *Athlon Sports* Fourth-Team All-Mountain West

**NICK VIGIL, JR, LB**

- *USA Today Sports* Second-Team All-American
- *College Sports Madness* Mountain West Defensive Player of the Year
- First-Team All-Mountain West
- *Phil Steele* First-Team All-Mountain West
- *Athlon Sports* First-Team All-Mountain West
- *College Sports Madness* First-Team All-Mountain West
- Chuck Bednarik Award Watch List

**UTAH STATE HAS NINE BOWL TEAMS ON ITS 2015 SCHEDULE**

Utah State's 2015 schedule features nine teams who played in bowl games a year ago as Utah played in the Royal Purple Las Vegas Bowl (W, 45-10 vs. Colorado State); Washington played in the TicketCity Cactus Bowl (L, 30-22 vs. Oklahoma State); Colorado State played in the Royal Purple Las Vegas Bowl (L, 45-10 vs. Utah); Fresno State played in the Hawai'i Bowl (L, 30-6 vs. Rice); Boise State played in the Vizio Fiesta Bowl (W, 38-30 vs. Arizona); San Diego State played in the San Diego County Credit Union Poinsettia Bowl (L, 17-16 vs. Navy); Air Force played in the Famous Idaho Potato Bowl (W, 38-24 vs. Western Michigan); Nevada played in the R+L Carriers New Orleans Bowl (L, 16-3 vs. Louisiana-Lafayette); and BYU played in the Miami Beach Bowl (L, 55-48 vs. Memphis in 2OT).

**UTAH STATE'S NINE BOWL TEAMS RANK TIED FOR FIFTH-MOST NATIONALLY**

Utah State's nine bowl teams from the previous year on its 2015 schedule rank tied for the fifth-most nationally. Alabama, Arkansas, Vanderbilt and Virginia all have 10 bowl teams on its schedule this year, while Georgia Tech, Kentucky, LSU, Michigan State, Ole Miss, Purdue, South Carolina, Texas A&M, USC and Utah State all have nine bowl teams on its 2015 ledger.

**UTAH STATE'S 2015 SCHEDULE IS ONE OF THE TOUGHEST IN THE NATION**

According to *Phil Steele's* Magazine, Utah State has the toughest schedule in the Mountain West in 2015 and the 35th-toughest schedule in the nation as its opponents were a combined 88-68 (.564) last year.

**UTAH STATE COACHING CHANGES FOR 2015**

Utah State's coaching staff had just two changes during the offseason as third-year head coach **Matt Wells** hired **Josh Heupel** as the assistant head coach, offensive coordinator and quarterbacks coach and **Kevin Clune** as the defensive coordinator and linebackers coach. Heupel replaces **Kevin McGiven**, who was named the quarterbacks coach at Oregon State, while Clune replaces **Todd Orlando**, who was named the defensive coordinator at Houston.

**UTAH STATE ONE OF JUST SEVEN PROGRAMS WITH NEW COORDINATORS**

Utah State is one of just seven FBS programs to have new offensive and defensive coordinators for the 2015 season, despite having the same head coach as the previous year, along with Bowling Green, Central Florida, Hawai'i, New Mexico State, Utah and Vanderbilt.

**WELLS' 25 WINS MOST BY ANY AGGIE COACH IN HIS FIRST THREE YEARS**

Utah State head coach **Matt Wells** already ranks as the seventh-winningest coach in school history with his 25 wins, while his 64.1 winning percentage (25-14) ranks second all-time in school history with a minimum of 15 games coached behind **John Ralston** (1959-62), who won 73.3 percent of his games (31-11-1). Furthermore, Wells' 25 wins is a school-record for a coach in his first three seasons, bettering the 23 wins **John Ralston** produced from 1959-61.

**LOOKING INSIDE UTAH STATE'S ROSTER**

Utah State's 15 returning starters (O-8, D-7) in 2015 are its most since it also returned 15 starters (O-8, D-7) for the 2013 season. Furthermore, USU's 23 seniors on its 2015 roster are its most since it had 24 seniors in 2010.

**FIRST TIME STARTERS**

Utah State has had 13 players make their first career start this year as senior SS **Marwin Evans**, senior CB **Tyler Floyd**, senior NG **David Moala**, senior OL **Ben Wysocki**, junior DE **Ricky Ali'ifua**, redshirt junior WR **Andrew Rodriguez** and redshirt freshman WR **Zach Van Leeuwen** all started against Southern Utah, junior RB **Devante Mays** started at Utah, sophomore DE **Ian Togiai** started at Fresno State as a tight end, senior DE **John Taylor** started at San Diego State, junior TE **Chris Copier** and sophomore WR **Braelon Roberts** both started against Wyoming, and redshirt sophomore RB **Tonny Lindsey** started against Nevada.

**TWENTY FOUR AGGIES GET FIRST DIVISION I EXPERIENCE THIS SEASON**

Utah State has had 24 players play in their first-ever Division I game this year in senior CB **Promise Amadi**, redshirt freshman LB **Chasen Andersen**, redshirt freshman OL **Cody Boyer**, junior LB **Brock Carmen**, redshirt freshman LB **Chase Christiansen**, sophomore WR **Jaren Colston-Green**, junior TE **Chris Copier**, redshirt freshman P **Aaron Dalton**, redshirt junior DE **Edmund Faimalo**, redshirt freshman WR **Tyler Fox**, redshirt freshman RB **Justen Hervey**, sophomore QB **Damion Hobbs**, junior OL **Jude Hockel**, sophomore LB **Alex Huerta**, sophomore OL **Jarom Ioane**, redshirt freshman LB **Derek Larsen**, redshirt sophomore RB **Tonny Lindsey**, junior RB **Devante Mays**, freshman TE **Dax Raymond**, redshirt freshman FS **Jontrell Rocquemore**, redshirt freshman NG **Gasetoto Schuster**, redshirt freshman OL **KJ Uluave**, redshirt freshman WR **Zach Van Leeuwen** and redshirt freshman SS **Aaron Wade**.

**AGGIES IN OVERTIME**

With its 21-14 overtime loss at Arkansas State on Sept. 20, 2014, Utah State is now 6-5 all-time in overtime, including winning three of its last four. All-time, USU is 4-3 in single-overtime games, 2-1 in double-overtime games, and 0-1 in triple-overtime games.







AGGIE DEFENDERS ALSO PLAYING OFFENSE IN 2015

Utah State has had several defenders get to play both offense and defense this season as senior NG David Moala, junior DE Ricky Ali'ifua, junior DE Siua Taufa and sophomore DE Ian Togiati have all seen time as either fullbacks or tight ends on offense, along with playing their normal positions on defense.

AGGIE DEFENSIVE LINEMEN CONTINUE TO RECOVER FROM CAR CRASH

On June 28, 2015, Utah State had four defensive linemen, along with a former USU softball player, involved in a car crash in Cache Valley. Those four football players injured in the accident were senior NG Travis Seefeldt, senior DE John Taylor, redshirt junior DE Edmund Faimalo and redshirt freshman DE Adewale Adeoye. Taylor and Faimalo have both played in each game this season, while Adeoye continues to improve and is practicing with the team. As for Seefeldt, he will most likely miss the 2015 season and apply for a medical redshirt with the NCAA and Mountain West.

AGGIES ANNOUNCE CORPORATE SPONSORSHIP WITH MAVERIK, INC.

Utah State University and Maverik, Inc., owners of convenience stores throughout the Intermountain West, jointly announced Saturday, April 11, 2015, a long-term naming rights partnership to its football stadium, which was known as Romney Stadium. Utah State's football venue is now known as Merlin Olsen Field at Maverik Stadium. The partnership with Utah State and Maverik is a multi-year agreement, which includes top-tier advertising rights and prominent signage on the exterior and interior of the stadium. Additionally, the venue will feature a Maverik concessions outlet that will sell a number of Maverik proprietary food products. Renovations to Maverik Stadium will focus on greatly improving the overall fan experience. On the west side, a new four-story premium seating and press box structure will be built to include a state-of-the-art media and game operations area, 24 luxury suites, 20 loge boxes, over 700 covered club seats and a premium club area that will also be used to host a student-athlete training table. This project will be completed in time for the 2016 season. Major concourse work will include significantly increased restrooms, upgraded concessions and an enlarged concourse for better pedestrian traffic flow. Renovations will also include new video boards on both the north and south ends of the stadium, along with a new public address system. The additional expansion of Maverik Stadium's seating capacity is also planned for the future.

AGGIES IN THE NFL

Utah State currently has eight players on NFL rosters and has had eight players drafted into the NFL in the past five years. Former Aggies currently in the NFL include: SS Maurice Alexander (St. Louis), CB Will Davis (Baltimore), WR Chuck Jacobs (Baltimore), CB Nevin Lawson (Detroit), OT Donald Penn (Oakland), RB Robert Turbin (Dallas), LB Zach Vigil (Miami), LB Bobby Wagner (Seattle) and RB Kerwynn Williams (Arizona).

AGGIES WHO ARE MARRIED

Utah State has nine players on its roster who are married in junior OL Austin Albrecht, junior DE Ricky Ali'ifua, redshirt freshman LB Chase Christiansen, senior LB Kyler Fackrell, redshirt freshman LB Dillon Filiaga, senior LB LT Filiaga, sophomore OL Jarom Iona, sophomore OL Brandon Taukeiaho and senior OL Ben Wysocki.

AGGIES WHO HAVE SERVED LDS CHURCH MISSIONS

Utah State has 22 players on its roster who have served two-year LDS Church Missions: junior DE Ricky Ali'ifua, senior LB Jarom Baldomero, junior DE Eric Berntson, junior OL Preston Brooksby, junior CB Austin Cheney, junior TE Chris Copier, redshirt freshman LB Dillon Filiaga, senior LB LT Filiaga, senior LS Salanoa Galea'i, freshman LB Braden Harris, junior TE Landon Horne, sophomore OL Jarom Iona, redshirt freshman LB Derek Larsen, redshirt freshman QB DJ Nelson, junior CB Jentz Painter, freshman TE Dax Raymond, junior DE Siua Taufa, sophomore OL Brandon Taukeiaho, redshirt junior LB Leki Uasike, redshirt freshman OL KJ Uluave, redshirt freshman WR Zach Van Leeuwen and freshman DE Jacoby Wildman.

AGGIES IN THE CLASSROOM

Along with all of its success on the field, Utah State has also excelled in the classroom as it had 21 football players earn academic all-Mountain West honors in 2014, which ranked second in the league, along with two Mountain West Scholar-Athletes. Over the past six years, USU has had 128 players earn academic all-league honors and 131 players have graduated from Utah State. USU also had a Graduation Success Rate (GSR) of 86 percent to rank second in the Mountain West during the 2014-15 academic year.

DID YOU KNOW?

Utah State is one of just five FBS schools with a Graduation Success Rate (GSR) above 80 percent, while averaging 10 wins a season from 2012-14 along with Central Florida, Northern Illinois, Notre Dame and Stanford.

AGGIES IN THE NFL (AS OF NOV. 23)

Table listing Aggies in the NFL with names and teams: Maurice Alexander (S) St. Louis Rams, Will Davis (CB) Baltimore Ravens, Chuck Jacobs (WR) Baltimore Ravens, Nevin Lawson (CB) Detroit Lions, Donald Penn (OT) Oakland Raiders, Robert Turbin (RB) Dallas Cowboys, Zach Vigil (LB) Miami Dolphins, Bobby Wagner (LB) Seattle Seahawks, Kerwynn Williams (RB) Arizona Cardinals.

AGGIES IN THE DRAFT, 2011-14

2011 NFL DRAFT

Table listing 2011 NFL draft pick: Curtis Marsh, Philadelphia 3rd Round.

2012 NFL DRAFT

Table listing 2012 NFL draft picks: Bobby Wagner, Seattle 2nd Round, Robert Turbin, Seattle 4th Round, Michael Smith, Tampa Bay 7th Round.

2013 NFL DRAFT

Table listing 2013 NFL draft picks: Will Davis, Miami 3rd Round, Kerwynn Williams, Indianapolis 7th Round.

2014 NFL DRAFT

Table listing 2014 NFL draft picks: Maurice Alexander, St. Louis 4th Round, Nevin Lawson, Detroit 4th Round.

MOUNTAIN WEST POLLS

Utah State was picked second in the Mountain Division of the 2015 Mountain West Conference preseason polls, while senior QB Chuckie Keeton, senior LB Kyler Fackrell and junior LB Nick Vigil were all named to the league's 25-player preseason first-team. Fackrell was also named the MW's Preseason Defensive Player of the Year.

MOUNTAIN DIVISION

Table listing Mountain Division poll results: Team (First-Place Votes) Points. 1. Boise State (28) 177, 2. UTAH STATE (2) 150, 3. Colorado State 108, 4. Air Force 90, 5. Wyoming 64, 6. New Mexico 41.

WEST DIVISION

Table listing West Division poll results: Team (First-Place Votes) Points. 1. San Diego State (15) 174, 2. Fresno State (15) 141, 3. Nevada 113, 4. San Jose State 91, 5. Hawai'i 70, 6. UNLV 38.





**WHAT'S BACK IN 2015**

OFFENSE	STAT	RETURN	PCT.
• Pass Att.	389	213	54.8
• Pass Comp.	243	132	54.3
• Pass Yds.	2,782	1,305	46.9
• Pass TDs	20	7	35.0
• Receptions	243	129	53.1
• Rec. Yds.	2,782	1,513	54.4
• Rec. TDs	20	12	60.0
• Rush Att.	512	247	48.2
• Rush Yds.	2,521	1,248	49.5
• Rush TDs	22	11	50.0
• Total Offense	5,303	2,553	48.1
• Total TDs	49	27	55.1

DEFENSE	STAT	RETURN	PCT.
• Tackles	1,073	651	60.7
• Tackles for Loss	114	69.5	61.0
• QB Hurries	48	32	66.7
• Sacks	50	26.5	53.0
• Interceptions	19	8	42.1
• Pass Break-Ups	63	39	61.9
• Forced Fumbles	11	9	81.8
• Fumble Recoveries	11	10	90.1
• Blocks	3	3	100.0

• Utah State returns 15 of its 26 regular starters from 2014, eight on offense and seven on defense. In addition, the Aggies return one of their kickers from last season along with their long snapper. USU also returns 38 letterwinners from a year ago, 12 on offense, 24 on defense and two specialists.

**ROCKY MOUNTAIN HIGH**

There are nine Division I schools that are located in cities with an elevation of at least 4,000 feet above sea level and Utah State ranks sixth on the list with an elevation of 4,710 feet. USU is the fifth-highest Mountain West Conference school. This season the Aggies will play at three other locations on the list (Air Force, New Mexico and Utah), giving USU nine games this season at 4,000 feet above sea level.

School	Elevation
1. Wyoming	7,220
2. Air Force	6,620
3. Colorado	5,360
4. Colorado State	5,190
5. New Mexico	5,100
<b>6. UTAH STATE</b>	<b>4,710</b>
7. BYU	4,630
8. Nevada	4,610
9. Utah	4,357



**AGGIES DEFENSE AMONG THE BEST IN THE NATION THE LAST THREE YEARS**

• Utah State's defense has been among the best in the nation the past three seasons as it has ranked among the top-25 teams each year in scoring defense, rushing defense and pass efficiency defense. In 2012, USU ranked seventh nationally in scoring defense (15.4 ppg), eighth nationally in passing efficiency defense (104.4) and 13th nationally in rushing defense (113.8 ypg). In 2013, USU ranked seventh nationally in scoring defense (17.1 ppg), eighth nationally in rushing defense (106.7 ypg) and 15th nationally in passing efficiency defense (113.2). And in 2014, USU ranked 12th nationally in scoring defense (19.1 ppg) 17th nationally in passing efficiency defense (111.4) and 24th nationally in rushing defense (130.7 ypg).

• Utah State is one of just three teams to rank among the top-12 nationally in scoring defense in each of the past three seasons along with Alabama and Stanford as USU allowed 15.4 points per game in 2012 and 17.1 points per game in 2013 to rank seventh nationally both seasons, and 19.7 points per game in 2014 to rank 12th nationally. During the past three seasons, USU ranks third nationally, allowing an average of just 17.44 points per game, trailing only Alabama (14.44 ppg) and Michigan State (16.93 ppg).

**MORE NOTABLES ON UTAH STATE'S DEFENSE**

• Utah State is one of just five defenses nationally to hold opposing offenses under five yards per play the last three years, along with Alabama, Stanford, TCU and Wisconsin. Over the past three seasons, USU's opponents have averaged just 4.55 yards per offensive play.

• Utah State has the fourth-best rushing defense nationally over the past four seasons, allowing just 3.13 yards per carry, trailing only Alabama (2.85 ypc), Michigan State (3.00 ypc) and Stanford (3.03 ypc).

• According to FootballScoop.com, Utah State's defense was ranked as the most disruptive in the Mountain West and 12th-most disruptive nationally during the 2014 season as 19.8 percent of the plays it faced resulted in either a sack, a tackle for loss, a forced fumble, or a tipped or intercepted pass.

**UTAH STATE DEFENSE NOTABLE**

According to *Lindsey's Sports* magazine, Utah State has the 10th-best linebacker group in the nation entering the 2015 season.

**OFFENSIVE NOTABLES FROM 2014**

• Utah State returns its leading rusher in sophomore RB **LaJuan Hunt** (540 rushing yards) and leading receiver in senior WR **Hunter Sharp** (939 receiving yards). The last time USU returned its leading rusher and receiver from the previous season was in 2006 when it returned sophomore FB **Ryan Bohm** (340 rushing yards) and senior WR **Tony Pennyman** (741 receiving yards).

• Sophomore RB **LaJuan Hunt** was the first Aggie freshman to lead the team in rushing since 2007 when **Derrin Speight** gained 504 yards on 129 carries (3.9 ypc). In fact, Hunt's 540 rushing yards on 111 carries (4.9 ypc) is the most by a true freshman in school history and the third-most by a freshman all-time, trailing **Abu Wilson**, who rushed for 795 yards on 164 carries (4.8 ypc) in 1992, and **Demario Brown**, who rushed for 700 yards on 119 carries (5.9 ypc) in 1996. Hunt's best game of 2014 was at Hawai'i (11/1) as he carried the ball 34 times for 145 yards, both of which are career-highs. Those 34 carries are the most by an Aggie since **Joey DeMartino** had 35 carries against Colorado State in 2013 and the most by a USU freshman in school history. The 145 rushing yards are the most by an Aggie since **Kerwynn Williams** had 235 rushing yards against Toledo in the 2012 Famous Idaho Potato Bowl, and the most by a USU freshman since **Abu Wilson** rushed for 157 yards against New Mexico State in 1992. Furthermore, Hunt's 145 rushing yards marked the first time last season that USU had a 100-yard rusher.

**WHAT UTAH STATE MUST REPLACE FROM 2014**

Utah State lost nine players who earned various all-Mountain West honors in 2014, including DE **B.J. Larsen**, PR **JoJo Natson**, SS **Frankie Sutera**, LB **Zach Vigil** and OT **Kevin Whippey**, who all earned first-team honors, PK **Nick Diaz**, who was named to the second-team, and P **Jaron Bentrude**, NG **Elvis Kamana-Matagi** and FS **Brian Suite**, who were all named to the honorable mention team. Vigil was also named the Mountain West Defensive Player of the Year and earned second-team All-American honors from *USA Today Sports*, third-team All-American honors from *Phil Steele*, fourth-team All-American honors from *Athlon Sports*, and honorable mention All-American honors from *SI.com*. Other starters lost include WR **Ronald Butler**, TE **Jefferson Court**, RB **Joe Hill** and CB **Rashard Stewart**.

**DID YOU KNOW?**

Senior WR **Hunter Sharp** led the nation with his four touchdown receptions of 70-plus yards (81, 72, 75, 70) last season and is one of just two Football Bowl Subdivision (FBS) players in the last five years to accomplish this feat along with USC's Marqise Lee in 2012. Sharp's 81-yard touchdown reception was at Arkansas State (9/20), his 72-yard touchdown reception was at BYU (10/3), his 75-yard touchdown reception was against Air Force (10/11), and his 70-yard touchdown reception was at Hawai'i (11/1).





# MATT WELLS

HEAD COACH  
UTAH STATE, 1996

## 2013 Mountain West Coach of the Year

Third Season as Utah State Head Coach (25-14 Overall, 18-6 Mountain West)  
Fifth Season Overall at Utah State

• Matt Wells has wasted little time putting his stamp on the Aggie football program in his first three seasons as head coach, as USU is 25-14 including a 18-6 Mountain West record. Those 25 wins are a school-record by a USU coach in his first 39 games. USU has also played in fourth-straight bowl games and won three-straight bowls, including two in a row under Wells.

• Wells led Utah State to 10 wins in 2014 to rank as the second-most in school history behind the 2012 team that finished with an 11-2 record.

• During the 2014 season, Wells mentored 15 players who earned 16 all-Mountain West honors, which were the most in the league and tied for the third-most in school history.

• Wells led Utah State to the inaugural Mountain West Championship game after winning the Mountain Division of the conference with a 7-1 record in 2013. He also led USU to just its third-ever bowl victory as it posted a 21-14 win against No. 24 Northern Illinois in the 2013 San Diego County Credit Union Poinsettia Bowl.

• Wells was named the 2013 Mountain West Coach of the Year as he set the school record for wins by a first-year head coach as the Aggies finished the 2013 season with a 9-5 record.

• During his first year as Utah State's head coach, Wells mentored 14 Aggies who earned various all-Mountain West honors, including three All-Americans as Tyler Larsen was named a second-team All-American by *USA Today Sports*, Nevin Lawson was named a third-team All-American by *College Sports Madness*, and Kyler Fackrell was named an honorable mention Sophomore All-American by *College Football News*.

• Wells coached a school-record four players who were invited and participated in the 2014 NFL Combine in Larsen, Lawson, Maurice Alexander and D.J. Tialavea, while a total of 11 players from the 2013 roster were invited to NFL camps, including Alexander (St. Louis Rams) and Lawson (Detroit Lions), who were both selected in the fourth round of the 2014 NFL Draft.

• Overall, Wells is the second USU coach and fifth in school history to garner conference coach of the year honors along with Bruce Snyder (1978), Chuck Shelton (1991), John L. Smith (1997) and Gary Andersen (2012). Wells is also the fourth individual to earn MW Coach of the Year honors in his first season along with BYU's Gary Crowton (2001), Utah's Urban Meyer (2003) and Air Force's Troy Calhoun (2007).

• Wells, who is the 17th-youngest head coach at the Football Bowl Subdivision (FBS) level and one of just 14 coaches to lead his alma mater, is just the second Utah State graduate to be appointed its head football coach joining Chris Pella, who graduated from USU in 1965 and coached the Aggies from 1983-85.

• Prior to being named the head coach at his alma mater, Wells spent the previous two seasons as an assistant at Utah State, including serving as the team's offensive coordinator and quarterbacks coach in 2012. In 2011, Wells coached USU's quarterbacks and was the team's recruiting coordinator.

• During his four years at Utah State, Wells has been part of a USU program that has played in four straight bowl games for the first time in school history, and won three-straight bowl games for the first time ever, while posting a 37-17 record.

• As offensive coordinator in 2012, Utah State concluded its most successful season in school history with a school-best 11-2 record. USU also won its first outright conference championship since 1936.

### MATT WELLS' FILE

Hired December 20, 2012

- **Years Coached:** 3rd Season
- **Alma Mater:** Utah State, 1996  
Business Marketing (Cum Laude)
- **Record at Utah State:** 25-14 (3rd season)
- **Mountain West Record:** 18-6 (3rd Season)
- **Bowl Record:** 2-0
- **Family:** Wife, Jen;  
daughters, Jadyne (11), Ella (8); son, Wyatt (6)
- **Playing Experience:** QB, Utah State (1993-96)
- **Coaching Experience:** Quarterbacks / Fullbacks / Wide Receivers / J.V. Head Coach, Navy (1997-2001); Tight Ends / Recruiting Coordinator, Tulsa (2002-06); Wide Receivers / Recruiting Coordinator, New Mexico (2007-08); Quarterbacks / Passing Game Coordinator, Louisville (2009); Wide Receivers, New Mexico (2010); Quarterbacks / Recruiting Coordinator, Utah State (2011); Offensive Coordinator / Quarterbacks, Utah State (2012); Head Coach, Utah State (2013-present)
- **Bowl Games (8): Utah State:** Gildan New Mexico, 2014; Poinsettia, 2013; Famous Idaho Potato, 2012; Famous Idaho Potato, 2011; **New Mexico:** New Mexico, 2007; **Tulsa:** Armed Forces, 2006; Liberty, 2005; Humanitarian, 2003
- **Conference Championships (2): Utah State - WAC:** 2012; **Tulsa - Conference USA:** 2005



### WELLS' YEAR-BY-YEAR COACHING RECORD AT UTAH STATE

Year	Overall	Conference	Bowl Game
2013	9-5	7-1 (1st MD)	W, 21-14 vs. No. Illinois
2014	10-4	6-2 (T-2nd MD)	W, 21-6 vs. UTEP
2015	6-5	5-3	---
<b>Totals</b>	<b>25-14</b>	<b>18-6</b>	<b>2 Bowl Game Wins</b>








**1**  
**CB**

**DANIEL GRAY**  
5-11 • 180 • Jr.-1L  
Fort Lauderdale, Fla.  
(Boyd Anderson HS)  
(Tennessee)

**GAME-BY-GAME NOTES**

**NEV:** Did not record any stats. **AFA:** Had one tackle. **UNM:** Did not record any stats. **WYO:** Had one tackle. **SDSU:** Did not record any stats. **BSU:** Did not record any stats. **FS:** Had one tackle. **CSU:** Did not record any stats. **UW:** Had three tackles, including 0.5 tackles for loss. **UU:** Had two tackles. **SUU:** Had five tackles and one pass breakup.

**CAREER STATS - DEFENSE**

Year	G/GS	UA-AT-TT	TFL	Sack	INT	PB	FF	FR
2014	13/7	19-10-29	0.0-0	0.0-0	0-0	5	0	1
2015	11/2	8-5-13	0.5-0	0.0-0	0-0	1	0	0
<b>TOTAL</b>	<b>24/9</b>	<b>27-15-42</b>	<b>0.5-0</b>	<b>0.0-0</b>	<b>0-0</b>	<b>6</b>	<b>0</b>	<b>1</b>

**CAREER HIGHS - Tackles:** 6, at Tennessee (8/31/14); **TFL:** 0.5, at Washington (9/19/15); **PBU:** 2, vs. Wake Forest (9/13/14); **QBH:** 1, vs. Wake Forest (9/13/14); **TD:** 1, at Boise St. (11/29/14).



**2**  
**CB**

**MARQUAN ELLISON**  
5-11 • 190 • Jr.-2L  
Milwaukee, Wis.  
(Bradley Tech HS)


**GAME-BY-GAME NOTES**

**NEV:** Did not record any stats. **AFA:** Did not record any stats. **UNM:** Did not play. **WYO:** Did not play. **SDSU:** Did not play. **BSU:** Did not play. **FS:** Did not play. **CSU:** Did not play. **UW:** Did not record any stats. **UU:** Did not record any stats. **SUU:** Had one tackle.

**CAREER STATS - DEFENSE**

Year	G/GS	UA-AT-TT	TFL	Sack	INT	PB	FF	FR
2013	9/0	0-0-0	0.0-0	0.0-0	0-0	0	0	1
2014	11/0	2-0-2	0.0-0	0.0-0	0-0	0	0	0
2015	5/0	1-0-1	0.0-0	0.0-0	0-0	0	0	0
<b>TOTAL</b>	<b>25/0</b>	<b>3-0-3</b>	<b>0.0-0</b>	<b>0.0-0</b>	<b>0-0</b>	<b>0</b>	<b>0</b>	<b>1</b>

**CAREER HIGHS - Tackles:** 1, three times; **Fumble Recovery:** 1, vs. Wyoming (11/30/13).



**2**  
**QB**

**KENT MYERS**  
6-0 • 195 • So.-1L  
Rowlett, Texas  
(Sachese HS)

**GAME-BY-GAME NOTES**

**NEV:** Was 0-for-2 for zero yards and one interception, and had one carry for five yards... Left after the second series of the game due to injury. **AFA:** Was 25-of-47 for 364 yards and four touchdowns (41, 48, 39, 44), setting career highs in each category... Also threw one interception and rushed eight times for 22 yards. **UNM:** Was 13-of-24 passing for 213 yards and a 24-yard touchdown... Also rushed 11 times for eight yards. **WYO:** Was 14-of-17 passing for 246 yards and three touchdowns (8, 19, 25)... Also rushed 11 times for 48 yards and a 5-yard touchdown. **SDSU:** Was 8-of-19 passing for 93 yards with a 45-yard touchdown and his first interception of the season... Also rushed 11 times for 22 yards. **BSU:** Was 17-of-24 passing for 157 yards and three touchdowns (2, 10, 21)... Also rushed for 63 yards and a 39-yard touchdown on 14 carries. **FS:** Was 18-of-25 passing for 260 yards and a 44-yard touchdown... Also rushed for minus nine

yards on four carries. **CSU:** Was named the Mountain West Offensive Player of the Week as he set a single-game rushing record for a quarterback with 191 yards and a 26-yard touchdown on a career-high 16 carries in his first start of the season... Was 12-of-21 passing for 137 yards and a 42-yard touchdown. **UW:** Did not play. **UU:** Did not play. **SUU:** Did not play.

**CAREER STATS - PASSING**

Year	G/GS	Att	Cmp	Int	Pct	Yds	TD	LG	EFF
2014	7/5	119	79	3	.664	866	5	70	136.3
2015	8/8	179	107	3	.598	1,470	14	63	151.2
<b>TOTAL</b>	<b>15/13</b>	<b>298</b>	<b>186</b>	<b>6</b>	<b>.624</b>	<b>2,336</b>	<b>19</b>	<b>70</b>	<b>145.3</b>

**CAREER HIGHS - Att:** 47, at Air Force (11/14/15); **Comp:** 25, at Air Force (11/14/15); **Yards:** 364, at Air Force (11/14/15); **Long Pass:** 70, at Hawai'i (11/1/14); **TD:** 4, at Air Force (11/14/15).

**CAREER STATS - RUSHING**

Year	Rush	Yds	Avg	TD	Long
2014	56	310	5.5	5	60
2015	76	348	4.6	3	39
<b>TOTAL</b>	<b>132</b>	<b>658</b>	<b>4.9</b>	<b>8</b>	<b>60</b>

**CAREER HIGHS - Rushes:** 16, vs. Colorado St. (10/3/15); **Yards:** 191, vs. Colorado St. (10/3/15); **Long Rush:** 60, vs. San José St. (11/21/14); **TD:** 3, vs. San José St. (11/21/14).



**3**  
**WR**

**DEVONTE ROBINSON**  
6-2 • 190 • Sr.-1L  
Delray Beach, Fla.  
(Village Academy HS)  
(Dodge City CC)

**GAME-BY-GAME NOTES**

**NEV:** Caught one pass for 16 yards. **AFA:** Caught one pass for a 44-yard touchdown. **UNM:** Did not play. **WYO:** Did not record any stats. **SDSU:** Did not record any stats. **BSU:** Had two catches for 12 yards. **FS:** Had four catches for 80 yards, including a 44-yard touchdown. **CSU:** Had two catches for 17 yards and carried the ball one time for minus four yards. **UW:** Had one catch for four yards and carried the ball one time for minus two yards. **UU:** Had a career-high tying six catches for a career-best 119 yards, including a career-long of 51 yards. **SUU:** Had three catches for 29 yards and carried the ball once for four yards.

**CAREER STATS - RECEIVING**


Year	G/GS	Rec	Yds	Avg	TD	Long
2014	14/7	24	226	9.4	2	36
2015	10/6	20	326	16.3	2	51
<b>TOTAL</b>	<b>24/13</b>	<b>44</b>	<b>552</b>	<b>12.5</b>	<b>4</b>	<b>51</b>

**CAREER HIGHS - Catches:** 6, twice; **Yards:** 119, at Utah (9/11/15); **Long Catch:** 51, at Utah (9/11/15); **TD:** 2, at BYU (10/3/14).

**CAREER STATS - RUSHING**

Year	Rush	Yds	Avg	TD	Long
2014	5	56	11.2	1	59
2015	3	-2	-0.7	0	4
<b>TOTAL</b>	<b>8</b>	<b>54</b>	<b>6.8</b>	<b>1</b>	<b>59</b>

**CAREER HIGHS - Rushes:** 1, eight times; **Yards:** 59, vs. New Mexico (11/15/14); **Long Rush:** 59, vs. New Mexico (11/15/14); **TD:** 1, vs. New Mexico (11/15/14).



**4**  
**WR**

**HUNTER SHARP**  
6-0 • 200 • Sr.-1L  
Palmdale, Calif.  
(Highland HS)  
(Antelope Valley CC)

**GAME-BY-GAME NOTES**

**NEV:** Had seven catches for 51 yards... Returned one kickoff for his first career touchdown, a career-long 96-yarder... Also returned one punt for a career-long 13 yards. **AFA:** Had 13 catches for 193 yards and three touchdowns (41, 48, 39), all career highs. **UNM:** Had five catches for 38 yards. **WYO:** Had one catch for 23 yards. **SDSU:** Had four catches for 63 yards, including a 45-yard touchdown. **BSU:** Had seven catches for 42 yards, including two touchdowns from 10 and 21 yards... Also carried the ball four times for 12 yards, both career highs... Returned one kickoff for 18 yards. **FS:** Had six catches for 99 yards and carried the ball one time for one yard... Returned two punts for minus 18 yards. **CSU:** Had four catches for 63 yards, including a 42-yard touchdown, and carried the ball one time for eight yards... Also returned two kickoffs for 28 yards and two punts for nine yards. **UW:** Had six catches for 74 yards and carried the ball one time for minus three yards... Returned two kickoffs for 78 yards... Also returned one punt for minus one yard and had a touchdown-saving tackle. **UU:** Did not play. **SUU:** Did not play.

**CAREER STATS - RECEIVING**

Year	G/GS	Rec	Yds	Avg	TD	Long
2014	14/12	66	939	14.2	7	81
2015	9/8	53	646	12.2	7	49
<b>TOTAL</b>	<b>23/20</b>	<b>119</b>	<b>1,585</b>	<b>13.3</b>	<b>14</b>	<b>81</b>

**CAREER HIGHS - Catches:** 13, at Air Force (11/14/15); **Yards:** 193 at Air Force (11/14/15); **Long Catch:** 81, at Arkansas St. (9/20/14); **TD:** 3, at Air Force (11/14/15).

**CAREER STATS - RUSHING**

Year	Rush	Yds	Avg	TD	Long
2014	6	28	4.7	0	12
2015	7	18	2.6	0	8
<b>TOTAL</b>	<b>13</b>	<b>46</b>	<b>3.5</b>	<b>0</b>	<b>12</b>

**CAREER HIGHS - Rushes:** 4, vs. Boise St. (10/16/15); **Yards:** 12, vs. Boise St. (10/16/15); **Long Rush:** 9, at Arkansas St. (9/20/14).

**CAREER STATS - KICKOFF RETURNS**

Year	Ret	Yds	Avg	TD	Long
2014	6	146	24.3	0	37
2015	6	220	36.7	1	96
<b>TOTAL</b>	<b>12</b>	<b>366</b>	<b>30.5</b>	<b>1</b>	<b>96</b>

**CAREER HIGHS - Returns:** 2, three times; **Yards:** 96, vs. Nevada (11/21/15); **TD:** 1, vs. Nevada (11/21/15); **Long Return:** 96, vs. Nevada (11/21/15).

**CAREER STATS - PUNT RETURNS**

Year	Ret	Yds	Avg	TD	Long
2015	6	3	0.5	0	13
<b>TOTAL</b>	<b>6</b>	<b>3</b>	<b>0.5</b>	<b>0</b>	<b>13</b>

**CAREER HIGHS - Returns:** 2, twice; **Yards:** 13, vs. Nevada (11/21/15); **Long Return:** 13, vs. Nevada (11/21/15).





# 2015 UTAH STATE FOOTBALL PLAYER PROFILES



**5**  
**LB**

**LT FILIAGA**  
5-11 • 245 • Sr.-1L  
South Jordan, Utah  
(Bingham HS)  
(Utah)

### GAME-BY-GAME NOTES

**NEV:** Had nine tackles. **AFA:** Did not record any stats. **UNM:** Had six tackles. **WYO:** Had six tackles. **SDSU:** Had seven tackles, including 0.5 for loss. **BSU:** Had two tackles. **FS:** Had two tackles. **CSU:** Had 10 tackles. **UW:** Had seven tackles. **UU:** Had a career-high 12 tackles. **SUU:** Had six tackles and one pass breakup.

### CAREER STATS - DEFENSE

Year	G/GS	UA-AT-TT	TFL	Sack	INT	PB	FF	FR
2014	10/9	25-36-61	4.5-24	1.0-11	0-0	3	0	2
2015	11/11	16-51-67	0.5-1	0.0-0	0-0	1	0	0
<b>TOTAL</b>	<b>21/20</b>	<b>41-87-128</b>	<b>5.0-25</b>	<b>1.0-11</b>	<b>0-0</b>	<b>4</b>	<b>0</b>	<b>2</b>

**CAREER HIGHS - Tackles:** 12, at Utah (9/11/15); **TFL:** 1.5, vs. UNLV (10/25/14); **Sacks:** 1.0, at Hawai'i (11/1/14) **QBH:** 1, three times; **FR:** 2, at Arkansas St. (9/20/14); **PBU:** 2, vs. Air Force (10/11/14).



**7**  
**RB**

**TONNY LINDSEY**  
5-9 • 190 • So-RS  
Long Beach, Calif.  
(Woodrow Wilson HS)  
(Cerritos JC)

### GAME-BY-GAME NOTES

**NEV:** Made his first career start and had one carry for two yards... Also caught one pass for zero yards. **AFA:** Had two carries for 12 yards. **UNM:** Did not play. **WYO:** Had three carries for a career-high 39 yards, including a career-long 17-yard run. **SDSU:** Had his first career catch for two yards. **BSU:** Did not record any stats. **FS:** Had a career-high four carries for 16 yards. **CSU:** Did not record any stats. **UW:** Did not play. **UU:** Did not play. **SUU:** Did not play.

### CAREER STATS - RUSHING

Year	G/GS	Rush	Yds	Avg	TD	Long
2015	7/1	10	69	6.9	0	17

**CAREER HIGHS - Rushes:** 4, at Fresno St. (10/10/15); **Yards:** 39, vs. Wyoming (10/30/15); **Long Rush:** 17, vs. Wyoming (10/30/15).

### CAREER STATS - RECEIVING

Year	Rec	Yds	Avg	TD	Long
2015	2	2	1.0	0	2

**CAREER HIGHS - Catches:** 1, twice; **Yards:** 2, at San Diego St. (10/23/15); **Long Catch:** 2, at San Diego St. (10/23/15).



**8**  
**QB**

**DAMION HOBBS**  
6-2 • 220 • So.-SQ  
Cedar Hill, Texas  
(Cedar Hill HS)  
(Oregon)

### GAME-BY-GAME NOTES

**NEV:** Did not play. **AFA:** Did not play. **UNM:** Had four rushes for 28 yards. **WYO:** Was 2-of-2 passing for a career-high 50 yards, including his first career touchdown pass, a career-long 34-yarder... Also rushed one time for two yards. **SDSU:** Was 1-of-1 passing for two yards. **BSU:** Had a career-high six rushes for 21 yards. **FS:** Was 1-of-2 passing for 21 yards... Also rushed five times for a career-best 51 yards, including a 5-yard touchdown. **CSU:** Had two rushes for five yards. **UW:** Had two rushes for three yards. **UU:** Did not play. **SUU:** Did not play.

### CAREER STATS - PASSING

Year	G/GS	Att	Cmp	Int	Pct	Yds	TD	LG	EFF
2015	7/0	5	4	0	80.0	73	1	34	268.64

**CAREER HIGHS - Att:** 2, twice; **Comp:** 2, vs. Wyoming (10/30/15); **Yards:** 50, vs. Wyoming (10/30/15); **TD:** 1, vs. Wyoming (10/30/15); **Long Pass:** 34, vs. Wyoming (10/30/15).

### CAREER STATS - RUSHING

Year	Rush	Yds	Avg	TD	Long
2015	20	110	5.5	1	33

**CAREER HIGHS - Rushes:** 6, vs. Boise St. (10/16/15); **Yards:** 51, at Fresno St. (10/10/15); **Long Rush:** 33, at Fresno St. (10/10/15); **TD:** 1, at Fresno St. (10/10/15).



**9**  
**LB**

**KYLER FACKRELL**  
6-5 • 250 • Sr.-2L  
Mesa, Ariz.  
(Mesa HS)

### GAME-BY-GAME NOTES

**NEV:** Had 10 tackles, including 0.5 tackles for loss, and recovered a fumble in the end zone for a touchdown... Also had two quarterback hurries. **AFA:** Had five tackles. **UNM:** Had five tackles, including 2.0 tackles for loss and 1.0 sacks. **WYO:** Had six tackles, including 0.5 tackles for loss. **SDSU:** Had 10 tackles. **BSU:** Was named the Mountain West Defensive Player of the Week as he had 11 tackles, including 2.5 tackles for loss, two fumble recoveries, two QB hurries and one forced fumble. **FS:** Had four tackles, including 1.0 tackles for loss, and recovered a fumble. **CSU:** Had six tackles, including a career-high 3.0 tackles for loss and 1.0 sacks... Also recovered a fumble and returned it 12 yards, as well as had a career-best six QB hurries. **UW:** Had five tackles, including 1.5 tackles for loss, to go along with a forced fumble. **UU:** Had six tackles. **SUU:** Had five tackles, which included 2.5 tackles for loss and a career-high tying 2.0 sacks... Also had two QB hurries.

### CAREER STATS - DEFENSE

Year	G/GS	UA-AT-TT	TFL	Sack	INT	PB	FF	FR
2012	13/13	28-59-87	8.0-27	3.0-19	3-26	3	1	1
2013	14/14	37-45-82	13.0-43	5.0-27	1-99	1	2	1
2014	1/1	2-0-2	0.0-0	0.0-0	0-0	0	0	0
2015	11/11	33-40-73	13.5-35	4.0-17	0-0	0	2	5
<b>TOTAL</b>	<b>39/39</b>	<b>100-144-244</b>	<b>34.5-105</b>	<b>12.0-64</b>	<b>4-125</b>	<b>4</b>	<b>5</b>	<b>7</b>

**CAREER HIGHS - Tackles:** 13, vs. BYU (10/4/13); **TFL:** 3.0, vs. Colorado St. (10/3/15); **Sacks:** 2.0, three times; **QBH:** 6, vs. Colorado St. (10/3/15); **INT:** 1, four times; **Block:** 1, vs. New Mexico St. (10/20/12); **FR:** 2, vs. Boise State (10/16/15); **FF:** 1, four times; **TD:** 1, twice.



**10**  
**WR**

**JAREN COLSTON-GREEN**  
6-3 • 205 • So.-JC  
Tallahassee, Fla.  
(Leon HS)  
(Arizona Western JC)

### GAME-BY-GAME NOTES

**NEV:** Did not play. **AFA:** Did not record any stats. **UNM:** Did not record any stats. **WYO:** Recorded his first career stats as he had two catches for 54 yards, including a 34-yard touchdown. **SDSU:** Did not play. **BSU:** Did not record any stats. **FS:** Did not record any stats. **CSU:** Did not record any stats. **UW:** Did not record any stats. **UU:** Did not play. **SUU:** Did not record any stats.

### CAREER STATS - RECEIVING

Year	G/GS	Rec	Yds	Avg	TD	Long
2015	8/0	2	54	9.0	1	34

**CAREER HIGHS - Catches:** 2, vs. Wyoming (10/30/15); **Yards:** 50, vs. Wyoming (10/30/15); **Long Catch:** 34, vs. Wyoming (10/30/15); **TD:** 1, vs. Wyoming (10/30/15).



**11**  
**WR**

**BRANDON SWINDALL**  
6-4 • 205 • Sr.-2L  
Oklahoma City, Okla.  
(Millwood HS)

### GAME-BY-GAME NOTES

**NEV:** Did not record any stats. **AFA:** Had two catches for 26 yards. **UNM:** Had one catch for six yards. **WYO:** Had three catches for 50 yards, including a 19-yard touchdown. **SDSU:** Did not record any stats. **BSU:** Had two catches for 26 yards. **FS:** Had one catch for 14 yards. **CSU:** Had one catch for five yards. **UW:** Did not record any stats. **UU:** Did not play. **SUU:** Did not play.

### CAREER STATS - RECEIVING

Year	G/GS	Rec	Yds	Avg	TD	Long
2012	8/0	3	19	6.3	0	9
2013	13/5	29	285	9.8	6	32
2014	2/2	5	37	7.4	0	13
2015	9/1	10	127	12.7	1	22
<b>TOTAL</b>	<b>32/8</b>	<b>47</b>	<b>468</b>	<b>9.9</b>	<b>7</b>	<b>32</b>

**CAREER HIGHS - Catches:** 5, three times; **Yards:** 79, at San Jose St. (9/27/13); **Long Catch:** 32, at San Jose St. (9/27/13); **TD:** 2, at Utah (8/29/13).



**12**  
**LB**

**ALEX HUERTA**  
6-2 • 230 • So.-SQ  
Wellsville, Utah  
(Mountain Crest HS)

### GAME-BY-GAME NOTES

**NEV:** Did not record any stats. **AFA:** Did not record any stats. **UNM:** Did not record any stats. **WYO:** Had one tackle and his first career pass breakup. **SDSU:** Did not record any stats. **BSU:** Did not record any stats. **FS:** Had a career-high three tackles. **CSU:** Did not record any stats. **UW:** Did not record any stats. **UU:** Did not record any stats. **SUU:** Did not play.

### CAREER STATS - DEFENSE

Year	G/GS	UA-AT-TT	TFL	Sack	INT	PB	FF	FR
2015	10/0	3-1-4	0.0-0	0.0-0	0-0	1	0	0

**CAREER HIGHS - Tackles:** 3, at Fresno St. (10/10/15); **PBU:** 1, vs. Wyoming (10/30/15).






**12**  
**QB**

**DJ NELSON**  
5-9 • 200 • Fr.-RS  
Logan, Utah  
(Logan HS)

**GAME-BY-GAME NOTES**

**NEV:** Played on special teams. **AFA:** Played on special teams. **UNM:** Played on special teams. **WYO:** Played on special teams. **SDSU:** Played on special teams. **BSU:** Played on special teams. **FS:** Played on special teams. **CSU:** Played on special teams. **UW:** Played on special teams. **UU:** Played on special teams. **SUU:** Played on special teams.

**CAREER STATS - PASSING**

Year	G/GS	Att	Cmp	Int	Pct	Yds	TD	LG	EFF
2015	11/0	0	0	0	0.0	0	0	0	0.0



**13**  
**CB**

**JALEN DAVIS**  
5-10 • 175 • So.-1L  
La Mesa, Calif.  
(Helix HS)

**GAME-BY-GAME NOTES**

**NEV:** Had one tackle. **AFA:** Had a career-high-tying seven tackles and one pass breakup. **UNM:** Had four tackles. **WYO:** Had three tackles and one quarterback hurry... Also returned one kickoff for 17 yards. **SDSU:** Had one tackle... Also tied his career high with two kickoff returns for 32 yards and had one punt return for three yards. **BSU:** Tied his career high with seven tackles, to go along with an interception, forced fumble and two pass breakups. **FS:** Returned one punt for 19 yards. **CSU:** Had five tackles, one interception, one pass breakup and one QB hurry... Also returned one kickoff for 18 yards. **UW:** Had five tackles, including 1.0 tackles for loss... Also returned one kickoff for 20 yards. **UU:** Had five tackles and one pass breakup... Also returned a career-high three punts for 19 yards, with a long of 14 yards. **SUU:** Had four tackles to go along with a career-high three pass breakups... Also had a career-high tying 2.0 tackles for loss and 1.0 sacks... Returned two punts for 35 yards, with a long of 35 yards.

**CAREER STATS - DEFENSE**

Year	G/GS	UA-AT-TT	TFL	Sack	INT	PB	FF	FR
2014	13/13	44-17-61	4.0-12	1.0-8	2-65	7	1	0
2015	11/11	27-15-42	3.0-11	1.0-9	2-16	8	1	0

**TOTAL 24/24 71-32-103 7.0-23 2.0-17 4-81 15 2 0**

**CAREER HIGHS - Tackles:** 7, six times; **INT:** 2, vs. Idaho St. (9/6/14); **PBU:** 3, vs. Southern Utah (9/3/15); **TD:** 1, vs. Idaho St. (9/6/14); **QBH:** 1, three times; **Sacks:** 1.0, twice; **TFL:** 2.0, twice; **FF:** 1, twice.

**CAREER STATS - KICKOFF RETURNS**

Year	Ret	Yds	Avg	TD	Long
2014	5	113	22.6	0	44
2015	6	106	17.7	0	20


**TOTAL 11 219 19.9 0 44**

**CAREER HIGHS - Returns:** 2, three times; **Yards:** 66, vs. San José St. (11/21/14); **Long Return:** 44, vs. San José St. (11/21/14).

**CAREER STATS - PUNT RETURNS**

Year	Ret	Yds	Avg	TD	Long
2015	6	57	9.5	0	35

**CAREER HIGHS - Returns:** 3, at Utah (9/11/15); **Yards:** 35, vs. Southern Utah (9/3/15); **Long Return:** 35, vs. Southern Utah (9/3/15).



**15**  
**CB**

**TYLER FLOYD**  
5-9 • 185 • Sr.-1L  
Orlando, Fla.  
(Bishop Moore HS)  
(Fullerton CC)

**GAME-BY-GAME NOTES**


**NEV:** Had five tackles, including 0.5 tackles for loss. **AFA:** Had three tackles. **UNM:** Did not record any stats. **WYO:** Had four tackles. **SDSU:** Had a career-high seven tackles, including 1.0 tackles for loss, which tied his career high. **BSU:** Had two tackles. **FS:** Had two tackles, including 1.0 sacks. **CSU:** Had two tackles and one pass breakup. **UW:** Had two tackles... Recovered his first career fumble and returned it seven yards. **UU:** Had two tackles. **SUU:** Had one tackle in his first career start.

**CAREER STATS - DEFENSE**

Year	G/GS	UA-AT-TT	TFL	Sack	INT	PB	FF	FR
2014	14/0	8-2-10	1.0-2	0.0-0	1-3	1	0	0
2015	11/7	17-13-30	2.5-9	1.0-5	0-0	1	0	1

**TOTAL 25/7 25-15-40 3.5-11 1.0-5 1-3 2 0 1**

**CAREER HIGHS - Tackles:** 7, at San Diego St. (10/23/15); **TFL:** 1.0, three times; **Sacks:** 1.0, at Fresno St. (10/10/15); **INT:** 1, vs. UTEP (12/20/14); **PBU:** 1, twice; **FR:** 1, at Washington (9/19/15).



**16**  
**QB**

**CHUCKIE KEETON**  
6-2 • 200 • Sr.-3L  
Houston, Texas  
(Cypress Creek HS)

**GAME-BY-GAME NOTES**

**NEV:** Was 14-of-27 passing for 109 yards and one interception... Also rushed 14 times for 52 yards. **AFA:** Did not play. **UNM:** Was 1-of-1 passing for three yards and also rushed once for one yard. **WYO:** Did not play. **SDSU:** Did not play. **BSU:** Did not play. **FS:** Did not play. **CSU:** Did not play. **UW:** Was 17-of-33 passing for 171 yards and two interceptions... Also rushed five times for 22 yards. **UU:** Was 22-of-35 passing for 256 yards and two touchdowns (8, 15), and two interceptions... Also rushed for 46 yards on 12 carries. **SUU:** Was 16-of-33 passing for 110 yards and one interception... Also rushed for seven yards on six carries.

**CAREER STATS - PASSING**

Year	G/GS	Att	Cmp	Int	Pct	Yds	TD	LG	EFF
2011	9/8	174	106	2	60.9	1,200	11	53	137.4
2012	13/13	407	275	9	67.6	3,373	27	86	154.7
2013	6/6	196	136	2	69.4	1,388	18	42	157.1
2014	3/3	92	51	4	55.4	426	2	37	116.5
2015	5/3	129	70	6	54.3	649	2	51	92.3

**TOTAL 36/33 998 638 23 63.9 7,036 60 86 138.3**

**CAREER HIGHS - Att:** 42, at San Jose St. (9/27/13); **Comp:** 32, at Air Force (9/7/13); **Yards:** 404, vs. UNLV (9/29/12); **TD:** 5, three times; **Long Pass:** 86, at Louisiana Tech (11/17/12).

**CAREER STATS - RUSHING**

Year	Rush	Yds	Avg	TD	Long
2011	68	293	4.3	4	38
2012	129	619	4.8	8	76
2013	55	241	4.4	2	30
2014	20	81	4.1	1	26
2015	38	128	3.4	0	16


**TOTAL 310 1,362 4.4 15 76**

**CAREER HIGHS - Rushes:** 17, twice; **Yards:** 121, at Louisiana Tech (11/17/12); **TD:** 2, three times; **Long Rush:** 76, vs. New Mexico St. (10/20/12).

**CAREER STATS - TOTAL OFFENSE**

Year	Rush	Pass	Total	Avg/G
2011	293	1,200	1,493	165.9
2012	619	3,373	3,992	307.1
2013	241	1,388	1,629	271.5
2014	81	426	507	169.0
2015	128	649	777	204.0

**TOTAL 1,362 7,036 8,398 233.3**



**16**  
**LB**

**ANTHONY WILLIAMS**  
6-2 • 230 • Sr.-1L  
Philadelphia, Pa.  
(Upper Dublin HS)  
(LA Pierce CC)

**GAME-BY-GAME NOTES**

**NEV:** Did not play. **AFA:** Did not play. **UNM:** Did not play. **WYO:** Did not play. **SDSU:** Did not play. **BSU:** Did not play. **FS:** Did not play. **CSU:** Did not play. **UW:** Did not play. **UU:** Did not play. **SUU:** Did not play.

**CAREER STATS - DEFENSE**

Year	G/GS	UA-AT-TT	TFL	Sack	INT	PB	FF	FR
2014	13/1	4-6-10	0.5-1	0.0-0	0-0	0	0	0
2015	0/0	0-0-0	0.0-0	0.0-0	0-0	0	0	0

**TOTAL 13/1 4-6-10 0.5-1 0.0-0 0-0 0 0 0**

**CAREER HIGHS - Tackles:** 4, vs. San José St. (11/21/14); **TFL:** 0.5, vs. San José St. (11/21/14).



**17**  
**CB**

**DESHANE HINES**  
5-10 • 185 • Sr.-1L  
Fremont, Calif.  
(American HS)  
(San Mateo JC)

**GAME-BY-GAME NOTES**

**NEV:** Had four tackles and one pass breakup. **AFA:** Had one tackle. **UNM:** Had five tackles. **WYO:** Had five tackles. **SDSU:** Had four tackles and a pass breakup. **BSU:** Had two tackles. **FS:** Did not record any stats. **CSU:** Had four tackles and a career-high three pass breakups. **UW:** Had a career-high seven tackles and forced his first career fumble. **UU:** Did not play. **SUU:** Did not record any stats.

**CAREER STATS - DEFENSE**

Year	G/GS	UA-AT-TT	TFL	Sack	INT	PB	FF	FR
2014	14/1	12-8-20	0.0-0	0.0-0	2-38	1	0	0
2015	10/9	15-17-32	0.0-0	0.0-0	0-0	5	1	0

**TOTAL 24/10 27-25-52 0.0-0 0.0-0 2-38 6 1 0**


**CAREER HIGHS - Tackles:** 7, at Washington (9/19/15); **PBU:** 3, vs. Colorado St. (10/3/15); **INT:** 1, twice; **FF:** 1, at Washington (9/19/15).







# 2015 UTAH STATE FOOTBALL PLAYER PROFILES



**18**  
**LB**

**CHASEN ANDERSEN**  
5-11 • 220 • Fr.-RS  
Logan, Utah  
(Logan HS)  
(Wisconsin)


### GAME-BY-GAME NOTES

**NEV:** Did not record any stats. **AFA:** Had one tackle. **UNM:** Had one tackle. **WYO:** Had a career-high three tackles. **SDSU:** Had one tackle. **BSU:** Did not record any stats. **FS:** Had two tackles. **CSU:** Recorded the first two tackles of his career on special teams. **UW:** Did not record any stats. **UU:** Did not record any stats. **SUU:** Did not record any stats.

### CAREER STATS - DEFENSE

Year	G/GS	UA-AT-TT	TFL	Sack	INT	PB	FF	FR
2015	11/0	6-4-10	0.0-0	0.0-0	0-0	0	0	0

**CAREER HIGHS - Tackles:** 3, vs. Wyoming (10/30/15).



**19**  
**DE**

**IAN TOGIAI**  
6-3 • 255 • So.-1L  
West Valley City, Utah  
(Hunter HS)


### GAME-BY-GAME NOTES

**NEV:** Had a career-high-tying two tackles. **AFA:** Had a career-high-tying two tackles. **UNM:** Had one tackle. **WYO:** Had two tackles, including 0.5 tackles for loss, and a QB hurry. **SDSU:** Had two tackles. **BSU:** Did not record any stats. **FS:** Made his first career start as an Aggie at tight end... Did not record any stats on defense. **CSU:** Had two tackles. **UW:** Did not record any stats. **UU:** Did not record any stats. **SUU:** Had one tackle.

### CAREER STATS - DEFENSE

Year	G/GS	UA-AT-TT	TFL	Sack	INT	PB	FF	FR
2014	13/0	1-0-1	0.0-0	0.0-0	0-0	0	0	0
2015	11/2	3-9-12	0.5-0	0.0-0	0-0	0	0	0
<b>TOTAL</b>	<b>24/2</b>	<b>4-9-13</b>	<b>0.5-0</b>	<b>0.0-0</b>	<b>0-0</b>	<b>0</b>	<b>0</b>	<b>0</b>

**CAREER HIGHS - Tackles:** 2, five times; **TFL:** 0.5, vs. Wyoming (10/30/15); **QBH:** 1, vs. Wyoming (10/30/15).



**20**  
**LB**

**BROCK CARMEN**  
6-3 • 230 • Jr.-JC  
Clovis, Calif.  
(Clovis North HS)  
(Riverside CC)

### GAME-BY-GAME NOTES

**NEV:** Did not record any stats. **AFA:** Had a career-high five tackles. **UNM:** Did not record any stats. **WYO:** Had four tackles... Also blocked his first career punt that led to a touchdown, and returned his first career punt for 18 yards. **SDSU:** Did not record any stats. **BSU:** Did not record any stats. **FS:** Intercepted his first career pass and returned it 19 yards against his former team. **CSU:** Did not record any stats. **UW:** Did not record any stats. **UU:** Did not record any stats. **SUU:** Had three tackles.

### CAREER STATS - DEFENSE

Year	G/GS	UA-AT-TT	TFL	Sack	INT	PB	FF	FR
2015	11/0	6-6-12	0.0-0	0.0-0	1-19	0	0	0

**CAREER HIGHS - Tackles:** 5, at Air Force (11/14/15); **INT:** 1, at Fresno St. (10/10/15); **Blocks:** 1, vs. Wyoming (10/30/15).



**21**  
**RB**

**LAJUAN HUNT**  
5-8 • 195 • So.-1L  
Fort Lauderdale, Fla.  
(University HS)

### GAME-BY-GAME NOTES

**NEV:** Caught two passes for 20 yards. **AFA:** Had one carry for one yard and caught one pass for 19 yards. **UNM:** Had two carries for six yards... Also caught two passes for a career-high 67 yards, including a career-long 61-yard reception. **WYO:** Had two carries for five yards. **SDSU:** Had six carries for 16 yards and caught one pass for 11 yards. **BSU:** Had eight carries for 18 yards and a 4-yard touchdown... Also caught two passes for a career-high 51 yards. **FS:** Had 12 carries for 42 yards and a career-high two touchdowns on runs of 15 and 3 yards... Also had a career-high four catches for 14 yards. **CSU:** Had 13 carries for 37 yards, including a 33-yard touchdown... Also caught two passes for 15 yards. **UW:** Had 13 carries for 40 yards... Had three catches for 29 yards... **UU:** Had 14 carries for 37 yards... Also caught three passes for 11 yards, including an 8-yard touchdown... Returned one kickoff for 13 yards. **SUU:** Had 23 carries for 80 yards... Also had two receptions for zero yards.

### CAREER STATS - RUSHING

Year	G/GS	Rush	Yds	Avg	TD	Long
2014	14/4	111	540	4.9	1	55
2015	11/7	94	281	3.0	4	33
<b>TOTAL</b>	<b>25/11</b>	<b>205</b>	<b>821</b>	<b>4.0</b>	<b>5</b>	<b>55</b>

**CAREER HIGHS - Rushes:** 34, at Hawai'i (11/1/14); **Yards:** 145, at Hawai'i (11/1/14); **Long Rush:** 55, at Boise St. (11/29/14); **TD:** 2, at Fresno St. (10/10/15).

### CAREER STATS - RECEIVING

Year	Rec	Yds	Avg	TD	Long
2014	10	99	9.9	1	44
2015	22	237	10.8	1	63
<b>TOTAL</b>	<b>32</b>	<b>316</b>	<b>10.5</b>	<b>2</b>	<b>63</b>

**CAREER HIGHS - Catches:** 4, at Fresno St. (10/10/15); **Yards:** 67, at New Mexico (11/7/15); **Long Catch:** 63, at New Mexico (11/7/15); **TD:** 1, twice.

### CAREER STATS - KICKOFF RETURNS

Year	Ret	Yds	Avg	TD	Long
2014	2	41	20.5	0	24
2015	1	13	13.0	0	13
<b>TOTAL</b>	<b>3</b>	<b>54</b>	<b>18.0</b>	<b>0</b>	<b>24</b>

**CAREER HIGHS - Returns:** 2, vs. UNLV (10/25/14); **Yards:** 41, vs. UNLV (10/25/14); **Long Return:** 24, vs. UNLV (10/25/14).



**22**  
**CB**

**BRYANT HAYES**  
5-9 • 175 • Sr.-1L  
Compton, Calif.  
(Compton HS)  
(San Mateo JC)

### GAME-BY-GAME NOTES

**NEV:** Had four tackles. **AFA:** Had two tackles. **UNM:** Had four tackles. **WYO:** Did not record any stats. **SDSU:** Had two tackles. **BSU:** Had two tackles and recovered his first career fumble. **FS:** Had three tackles and blocked his first career kick on a punt... Also returned his first career punt for 18 yards. **CSU:** Did not play. **UW:** Did not play. **UU:** Did not play. **SUU:** Did not play.

### CAREER STATS - DEFENSE

Year	G/GS	UA-AT-TT	TFL	Sack	INT	PB	FF	FR
2014	12/3	17-3-20	6.0-24	4.0-22	0-0	5	0	0
2015	7/3	8-9-17	0.0-0	0.0-0	0-0	0	0	1
<b>TOTAL</b>	<b>19/6</b>	<b>25-12-37</b>	<b>6.0-24</b>	<b>4.0-22</b>	<b>0-0</b>	<b>5</b>	<b>0</b>	<b>1</b>

**CAREER HIGHS - Tackles:** 6, vs. Idaho St. (9/6/14); **PBU:** 3, vs. Idaho St. (9/6/14); **TFL:** 1.0, five times; **Sacks:** 1.0, four times; **Blocks:** 1, at Fresno St. (10/10/15); **FR:** 1, vs. Boise St. (10/16/15).

### CAREER STATS - PUNT RETURNS

Year	Ret	Yds	Avg	TD	Long
2015	1	18	18.0	0	18

**CAREER HIGHS - Returns:** 1, at Fresno St. (10/10/15); **Yards:** 18 at Fresno St. (10/10/15); **Long Return:** 18, at Fresno St. (10/10/15).



**23**  
**LB**

**MICHAEL OKONKWO**  
6-1 • 230 • Sr.-3L  
Chandler, Ariz.  
(Chandler HS)

### GAME-BY-GAME NOTES

**NEV:** Did not record any stats. **AFA:** Did not record any stats. **UNM:** Did not record any stats. **WYO:** Had two tackles. **SDSU:** Did not record any stats. **BSU:** Did not record any stats. **FS:** Did not record any stats. **CSU:** Did not record any stats. **UW:** Did not record any stats. **UU:** Did not record any stats. **SUU:** Had a career-high five tackles.

### CAREER STATS - DEFENSE

Year	G/GS	UA-AT-TT	TFL	Sack	INT	PB	FF	FR
2012	11/0	2-4-6	1.0-4	1.0-4	0-0	0	0	0
2013	5/0	0-1-1	0.0-0	0.0-0	0-0	0	0	0
2014	14/1	7-7-14	0.5-1	0.0-0	0-0	0	0	0
2015	11/0	2-5-7	0.0-0	0.0-0	0-0	0	0	0
<b>TOTAL</b>	<b>41/1</b>	<b>11-17-28</b>	<b>1.5-5</b>	<b>1.0-4</b>	<b>0-0</b>	<b>0</b>	<b>0</b>	<b>0</b>

**CAREER HIGHS - Tackles:** 5, vs. Southern Utah (9/3/15); **Sacks:** 1.0, vs. New Mexico St. (10/20/12); **QBH:** 1, vs. UTEP (12/20/14); **Blocks:** 1, vs. UNLV (10/25/14).






**24**  
**SS**

**MARWIN EVANS**  
6-0 • 210 • Sr.-1L  
Milwaukee, Wis.  
(Oak Creek HS)  
(Highland CC)


**GAME-BY-GAME NOTES**

**NEV:** Had a career-high 11 tackles, including 2.0 tackles for loss. **AFA:** Had three tackles. **UNM:** Had three tackles. **WYO:** Had seven tackles, including 0.5 tackles for loss, and a career-high two pass breakups. **SDSU:** Had seven tackles, including a career-high 3.0 tackles for loss. **BSU:** Returned his first career interception 90 yards for a touch-down... Also had three tackles, including 1.0 tackles for loss, and a forced fumble. **FS:** Had a career-high 2.0 sacks... Also forced a fumble that resulted in a safety. **CSU:** Had eight tackles and one pass breakup. **UW:** Had six tackles. **UU:** Had one tackle. **SUU:** Had three tackles in his first career start.

**CAREER STATS - DEFENSE**

Year	G/GS	UA-AT-TT	TFL	Sack	INT	PB	FF	FR
2014	14/0	3-7-10	0.0-0	0.0-0	0-0	0	1	0
2015	11/11	27-38-65	8.5-22	2.0-11	1-90	4	2	0
<b>TOTAL</b>	<b>25/11</b>	<b>30-45-75</b>	<b>8.5-22</b>	<b>2.0-11</b>	<b>1-90</b>	<b>4</b>	<b>3</b>	<b>0</b>

**CAREER HIGHS - Tackles:** 11, vs. Nevada (11/21/15); **TFL:** 3.0, at San Diego St. (10/23/15); **Sacks:** 2.0, at Fresno St. (10/10/15); **INT:** 1, vs. Boise St. (10/16/15); **PBU:** 2, vs. Wyoming (10/30/15); **FF:** 1, three times.



**26**  
**RB**

**KENNEDY WILLIAMS**  
5-8 • 160 • Jr.-2L  
Las Vegas, Nev.  
(Valley HS)

**GAME-BY-GAME NOTES**

**NEV:** Caught one pass for 10 yards... Also returned two kickoffs for 98 yards, including a career-long 65-yarder. **AFA:** Did not record any stats. **UNM:** Had one kickoff return for a career-long 56 yards. **WYO:** Had one carry for 12 yards and one kickoff return for 24 yards. **SDSU:** Had one catch for five yards and returned two kickoffs for 56 yards. **BSU:** Did not record any stats. **FS:** Had one carry for three yards and one kickoff return for 17 yards. **CSU:** Had one carry for one yard. **UW:** Had one catch for nine yards. **UU:** Had one catch for 20 yards. **SUU:** Had one catch for five yards.

**CAREER STATS - RUSHING**

Year	G/GS	Rush	Yds	Avg	TD	Long
2013	10/0	21	68	3.2	0	20
2014	14/0	8	81	10.1	0	34
2015	11/0	3	16	5.3	0	12
<b>TOTAL</b>	<b>35/0</b>	<b>32</b>	<b>165</b>	<b>5.2</b>	<b>0</b>	<b>34</b>

**CAREER HIGHS - Rushes:** 6, twice; **Yards:** 43, vs. Idaho St. (9/6/14); **Long Rush:** 34, vs. Idaho St. (9/6/14).

**CAREER STATS - RECEIVING**

Year	Rec	Yds	Avg	TD	Long
2013	3	9	3.0	0	5
2014	4	34	8.5	0	32
2015	5	49	9.8	0	20
<b>TOTAL</b>	<b>12</b>	<b>92</b>	<b>7.6</b>	<b>0</b>	<b>32</b>

**CAREER HIGHS - Catches:** 1, 12 times; **Yards:** 32, at Wyoming (11/7/14); **Long Catch:** 32 at Wyoming (11/7/14).

**CAREER STATS - KICKOFF RETURNS**

Year	Ret	Yds	Avg	TD	Long
2013	1	44	44.0	0	44
2014	14	303	21.6	0	36
2015	7	251	35.9	0	65
<b>TOTAL</b>	<b>22</b>	<b>598</b>	<b>27.2</b>	<b>0</b>	<b>65</b>

**CAREER HIGHS - Returns:** 6, at Tennessee (8/31/14); **Yards:** 121, at Tennessee (8/31/14); **Long Return:** 65, vs. Nevada (11/21/15).



**27**  
**FS**

**JONTRILL ROCQUEMORE**  
6-1 • 200 • Fr.-RS  
McKinney, Texas  
(McKinney HS)


**GAME-BY-GAME NOTES**

**NEV:** Had three tackles. **AFA:** Did not record any stats. **UNM:** Did not record any stats. **WYO:** Had three tackles, one pass breakup and recovered a block punt in the end zone for a touchdown. **SDSU:** Had two tackles. **BSU:** Had two tackles. **FS:** Had four tackles, including a career-high 2.0 tackles for loss. **CSU:** Had three tackles and forced a fumble. **UW:** Had three tackles... Recovered his first career fumble and returned it 97 yards for his first career touchdown. **UU:** Had a career-high six tackles. **SUU:** Did not record any stats.

**CAREER STATS - DEFENSE**

Year	G/GS	UA-AT-TT	TFL	Sack	INT	PB	FF	FR
2015	11/0	16-10-26	2.0-4	0.0-0	0-0	1	1	1

**CAREER HIGHS - Tackles:** 6, at Utah (9/11/15); **TFL:** 2.0, at Fresno St. (10/10/15); **FF:** 1, vs. Colorado St. (10/13/15); **PBU:** 1, vs. Wyoming (10/30/15); **FR:** 1, at Washington (9/19/15); **TD:** 1, twice.



**28**  
**SS**

**AARON WADE**  
6-1 • 200 • Fr.-RS  
Lithia, Fla.  
(Newsome HS)

**GAME-BY-GAME NOTES**

**NEV:** Did not record any stats. **AFA:** Did not record any stats. **UNM:** Did not record any stats. **WYO:** Did not record any stats. **SDSU:** Did not record any stats. **BSU:** Did not record any stats. **FS:** Recorded the first two tackles of his career. **CSU:** Did not record any stats. **UW:** Did not record any stats. **UU:** Did not record any stats. **SUU:** Did not record any stats.

**CAREER STATS - DEFENSE**

Year	G/GS	UA-AT-TT	TFL	Sack	INT	PB	FF	FR
2015	11/0	2-0-2	0.0-0	0.0-0	0-0	0	0	0

**CAREER HIGHS - Tackles:** 2, at Fresno St. (10/10/15).



**30**  
**CB**

**PROMISE AMADI**  
5-9 • 185 • Sr.-TR  
Ontario, Calif.  
(Chino HS)  
(Boise State)

**GAME-BY-GAME NOTES**

**NEV:** Did not play. **AFA:** Did not play. **UNM:** Did not play. **WYO:** Did not play. **SDSU:** Did not play. **BSU:** Did not play. **FS:** Did not play. **CSU:** Recorded one tackle and forced a fumble on the same play. **UW:** Did not record any stats. **UU:** Did not record any stats. **SUU:** Did not play.

**CAREER STATS - DEFENSE**

Year	G/GS	UA-AT-TT	TFL	Sack	INT	PB	FF	FR
2015	3/0	1-0-1	0.0-0	0.0-0	0-0	0	1	0

**CAREER HIGHS - Tackles:** 1, vs. Colorado St. (10/13/15); **FF:** 1, vs. Colorado St. (10/13/15).



**31**  
**CB**

**JENTZ PAINTER**  
5-8 • 170 • Jr.-1L  
Riverton, Utah  
(Riverton HS)

**GAME-BY-GAME NOTES**

**NEV:** Did not record any stats, but downed a punt at the 1-yard line that led to a defensive touch-down. **AFA:** Did not record any stats. **UNM:** Did not record any stats. **WYO:** Had one tackle. **SDSU:** Did not record any stats. **BSU:** Had one tackle. **FS:** Intercepted his first career pass. **CSU:** Had a career-high four tackles and one pass breakup. **UW:** Did not record any stats. **UU:** Had one tackle. **SUU:** Had two tackles.

**CAREER STATS - DEFENSE**

Year	G/GS	UA-AT-TT	TFL	Sack	INT	PB	FF	FR
2014	14/0	3-2-5	1.0-10	1.0-10	0-0	0	0	0
2015	11/0	6-3-9	0.0-0	0.0-0	1-0	1	0	0
<b>TOTAL</b>	<b>25/0</b>	<b>9-5-14</b>	<b>1.0-10</b>	<b>1.0-10</b>	<b>1-0</b>	<b>1</b>	<b>0</b>	<b>0</b>

**CAREER HIGHS - Tackles:** 4, vs. Colorado St. (10/3/15); **Sacks:** 1.0, at Hawai'i (11/1/14); **INT:** 1, at Fresno St. (10/10/15); **PBU:** 1, vs. Colorado St. (10/3/15).



**32**  
**RB**

**DEVANTE MAYS**  
5-11 • 220 • Jr.-JC  
Livingston, Texas  
(Livingston HS)  
(Blinn JC)

**GAME-BY-GAME NOTES**

**NEV:** Tied his career high with 22 carries for 133 yards and two touchdowns (5, 2). **AFA:** Had 12 carries for 40 yards. **UNM:** Had 17 carries for 29 yards. **WYO:** Had a career-high 22 carries for a career-high 176 yards and two touchdowns (11, 2). **SDSU:** Had 15 carries for 88 yards and a 26-yard touchdown. **BSU:** Had 11 carries for 63 yards, including a career-long 48-yard run, and a 1-yard touchdown. **FS:** Had 92 yards rushing and a career-high three touchdowns (5, 41, 23) on nine carries... Also had a long rush of 41 yards. **CSU:** Had 60 yards rushing on 10 carries. **UW:** Had six carries for 22 yards. **UU:** Had six carries for 34 yards in his first career start. **SUU:** Had four carries for 51 yards, with a long rush of 39 yards, and added one reception for nine yards.

**CAREER STATS - RUSHING**

Year	G/GS	Rush	Yds	Avg	TD	Long
2015	11/4	134	788	5.9	9	48

**CAREER HIGHS - Rushes:** 22, twice; **Yards:** 176, vs. Wyoming (10/30/15); **Long Rush:** 48, vs. Boise St. (10/16/15); **TD:** 3, at Fresno St. (10/10/15).

**CAREER STATS - RECEIVING**


Year	Rec	Yds	Avg	TD	Long
2015	1	9	9.0	0	9

**CAREER HIGHS - Catches:** 1, vs. Southern Utah (9/3/15); **Yards:** 9, vs. Southern Utah (9/3/15); **Long Catch:** 9, vs. Southern Utah (9/3/15).





# 2015 UTAH STATE FOOTBALL PLAYER PROFILES



**34**  
**RB**

**JUSTEN HERVEY**  
5-9 • 195 • Fr.-RS  
Beaumont, Texas  
(Westbrook HS)

### GAME-BY-GAME NOTES

**NEV:** Did not record any stats. **AFA:** Did not play. **UNM:** Had one carry for minus five yards. **WYO:** Had three carries for 14 yards. **SDSU:** Had four carries for 18 yards. **BSU:** Did not record any stats. **FS:** Had a career-high six carries for a career-best 20 yards and his first career touchdown on a 5-yard run. **CSU:** Did not record any stats. **UW:** Did not play. **UU:** Did not play. **SUU:** Did not play.

### CAREER STATS - RUSHING

Year	G/GS	Rush	Yds	Avg	TD	Long
2015	8/0	14	47	3.4	1	7

**CAREER HIGHS - Rushes:** 6, at Fresno St. (10/10/15); **Yards:** 20, at Fresno St. (10/10/15); **Long Rush:** 7, at San Diego St. (10/23/15); **TD:** 1, at Fresno St. (10/10/15).



**36**  
**K**

**JAKE THOMPSON**  
6-0 • 215 • Jr.-2L  
Logan, Utah  
(Logan HS)

### GAME-BY-GAME NOTES

**NEV:** Made the first four extra points of his career and kicked a 41-yard field goal... Kicked off six times, averaging 62.2 yards with two touchbacks. **AFA:** Kicked off five times, averaging 64.8 yards with four touchbacks. **UNM:** Did not play. **WYO:** Kicked off 10 times, averaging 64.5 yards with seven touchbacks. **SDSU:** Kicked off three times, averaging 59.0 yards with one touchback. **BSU:** Had a career-high-tying 52-yard field goal and kicked off eight times, averaging 65.0 yards with seven touchbacks. **FS:** Kicked off nine times, averaging 63.6 yards with five touchbacks... Was also 0-of-1 on PATs. **CSU:** Had a 48-yard field goal and kicked off eight times, averaging 64.1 yards with five touchbacks. **UW:** Kicked off four times, averaging 60.8 yards with one touchback... Also had one tackle. **UU:** Kicked off three times, averaging 65.0 yards with two touchbacks. **SUU:** Kicked off three times, averaging 64.7 yards with two touchbacks.

### CAREER STATS - KICKOFFS

Year	G	No	Yds	Avg	TB
2013	14	86	5,465	63.5	42
2014	14	66	4,032	61.1	26
2015	10	59	3,756	63.7	36
<b>TOTAL</b>	<b>38</b>	<b>211</b>	<b>13,253</b>	<b>62.8</b>	<b>104</b>

### CAREER STATS - KICKING

Year	FGM-A	Pct	1-19	20-29	30-39	40-49	50+
2013	1-3	.333	0-0	0-0	0-0	0-0	1-3
2014	0-4	.000	0-0	0-0	0-0	0-3	0-1
2015	3-3	1.000	0-0	0-0	0-0	2-2	1-1
<b>TOTAL</b>	<b>4-10</b>	<b>.400</b>	<b>0-0</b>	<b>0-0</b>	<b>0-0</b>	<b>2-5</b>	<b>2-5</b>

**CAREER HIGHS - FG:** 1, four times; **Long:** 52, twice.

### CAREER STATS - PUNTS

Year	No	Yds	Avg	LG	120
2014	1	35	35.0	35	0
2015	0	0	0.0	0	0
<b>TOTAL</b>	<b>1</b>	<b>35</b>	<b>35.0</b>	<b>35</b>	<b>0</b>

**CAREER HIGHS - Punts:** 1, vs. Air Force (10/11/14); **Avg:** 35.0, vs. Air Force (10/11/14); **Long:** 35, vs. Air Force (10/11/14).

### CAREER STATS - SCORING

Year	G	PAT	FG	Total	Avg/G
2013	14	0	1	3	0.2
2014	4	0	0	0	0.0
2015	3	4	3	13	4.3
<b>TOTAL</b>	<b>31</b>	<b>4</b>	<b>4</b>	<b>16</b>	<b>0.5</b>

**CAREER HIGHS - PTS:** 7, vs. Nevada (11/21/15).



**37**  
**S**

**DEVIN CENTERS**  
5-9 • 200 • Jr.-2L  
Chandler, Ariz.  
(Chandler HS)

### GAME-BY-GAME NOTES

**NEV:** Had one tackle. **AFA:** Had three tackles. **UNM:** Had two tackles and an interception he returned a career-long 44 yards. **WYO:** Did not record any stats. **SDSU:** Had six tackles. **BSU:** Had four tackles and one pass breakup. **FS:** Had three tackles and an interception... Also recovered a blocked punt. **CSU:** Had seven tackles and one pass breakup. **UW:** Had six tackles and one interception. **UU:** Had six tackles. **SUU:** Had four tackles.

### CAREER STATS - DEFENSE

Year	G/GS	UA-AT-TT	TFL	Sack	INT	PB	FF	FR
2013	13/0	1-2-3	0.0-0	0.0-0	0-0	0	0	0
2014	13/6	38-36-74	6.5-27	3.0-20	1-34	10	0	3
2015	11/8	26-16-42	0.0-0	0.0-0	3-39	2	0	0
<b>TOTAL</b>	<b>37/14</b>	<b>65-54-119</b>	<b>6.5-27</b>	<b>3.0-20</b>	<b>4-73</b>	<b>12</b>	<b>0</b>	<b>3</b>

**CAREER HIGHS - Tackles:** 11, at Arkansas St. (9/20/14); **TFL:** 2.5, at Arkansas St. (9/20/14); **Sacks:** 1.0, three times; **INT:** 1, four times; **PBU:** 2, twice; **Blocks:** 1, twice; **QBH:** 1, twice; **TD:** 1, twice.



**39**  
**LB**

**TORREY GREEN**  
6-2 • 235 • Sr.-2L  
Riverside, Calif.  
(Rubidoux HS)


### GAME-BY-GAME NOTES

**NEV:** Had a career-high eight tackles, including 1.0 tackles for loss and a career-high-tying 1.0 sacks... Also had one quarterback hurry. **AFA:** Had five tackles. **UNM:** Had four tackles, including 2.0 tackles for loss. **WYO:** Had six tackles, including a career-high-tying 1.0 sacks. **SDSU:** Had six tackles, including 1.5 tackles for loss and 1.0 sacks. **BSU:** Had two tackles, including 1.0 tackles for loss, an interception that he returned nine yards and a QB hurry. **FS:** Did not record any stats. **CSU:** Had three tackles. **UW:** Had a career-high seven tackles, including a career-best 3.0 tackles for loss... Also had a career-high-tying 1.0 sacks. **UU:** Had two tackles. **SUU:** Returned a blocked extra point for a two-point conversion.

### CAREER STATS - DEFENSE

Year	G/GS	UA-AT-TT	TFL	Sack	INT	PB	FF	FR
2013	7/0	2-5-7	1.0-1	0.0-0	0-0	0	0	0
2014	12/7	20-15-35	8.0-27	3.0-19	1-0	0	1	1
2015	11/4	19-24-43	9.5-41	4.0-34	1-9	0	0	0
<b>TOTAL</b>	<b>29/10</b>	<b>40-37-77</b>	<b>17.5-54</b>	<b>6.0-38</b>	<b>2-9</b>	<b>0</b>	<b>1</b>	<b>1</b>

**CAREER HIGHS - Tackles:** 8, vs. Nevada (11/21/15); **TFL:** 3.0, at Washington (9/19/15); **Sacks:** 1.0, six times; **INT:** 1, at BYU (10/3/14); **QBH:** 2, vs. Arkansas St. (9/20/14).



**40**  
**CB**

**AUSTIN CHENEY**  
5-9 • 190 • Jr.-1L  
Boise, Idaho  
(Borah HS)  
(Southern Virginia)


### GAME-BY-GAME NOTES

**NEV:** Did not play. **AFA:** Did not play. **UNM:** Did not play. **WYO:** Did not play. **SDSU:** Did not play. **BSU:** Did not play. **FS:** Did not play. **CSU:** Did not play. **UW:** Did not play. **UU:** Did not play. **SUU:** Did not play.

### CAREER STATS - DEFENSE

Year	G/GS	UA-AT-TT	TFL	Sack	INT	PB	FF	FR
2014	9/0	1-1-2	0.0-0	0.0-0	0-0	0	0	0
2015	0/0	0-0-0	0.0-0	0.0-0	0-0	0	0	0
<b>TOTAL</b>	<b>9/0</b>	<b>1-1-2</b>	<b>0.0-0</b>	<b>0.0-0</b>	<b>0-0</b>	<b>0</b>	<b>0</b>	<b>0</b>

**CAREER HIGHS - Tackles:** 2, vs. San José St. (11/21/14).



**41**  
**LB**

**NICK VIGIL**  
6-2 • 235 • Jr.-2L  
Plain City, Utah  
(Fremont HS)

**NEV:** Had 13 tackles, including 1.0 tackles for loss, a fumble recovery and quarterback hurry... Also played on offense for the first time this season, rushing for 12 yards on four carries. **AFA:** Had a career-high 20 tackles, including 2.0 tackles for loss. **UNM:** Had nine tackles, including 1.0 tackles for loss. **WYO:** Had 13 tackles, including 1.0 tackles for loss. **SDSU:** Had 10 tackles. **BSU:** Had 14 tackles, including 2.0 sacks and 2.5 tackles for loss, one fumble recovery, one forced fumble and two QB hurries. **FS:** Had nine tackles, including 1.0 sacks, and forced a fumble. **CSU:** Had nine tackles and a career-high two pass breakups. **UW:** Had nine tackles, including 1.0 tackles for loss. **UU:** Had 12 tackles, including 1.0 tackles for loss. **SUU:** Had 13 tackles, including 2.0 tackles for loss, to go along with one QB hurry.

### CAREER STATS - DEFENSE

Year	G/GS	UA-AT-TT	TFL	Sack	INT	PB	FF	FR
2013	14/4	22-35-57	8.5-61	5.5-52	1-0	1	0	0
2014	13/13	60-63-123	16.5-68	7.0-50	1-19	2	5	0
2015	11/11	62-69-131	12.5-46	3.0-28	0-0	2	2	2
<b>TOTAL</b>	<b>38/28</b>	<b>144-167-311</b>	<b>37.5-175</b>	<b>15.5-130</b>	<b>2-19</b>	<b>5</b>	<b>7</b>	<b>2</b>

**CAREER HIGHS - Tackles:** 20, at Air Force (11/14/15); **TFL:** 4.0, vs. Wyoming (11/30/13); **Sacks:** 3.5, vs. Wyoming (11/30/13); **PBU:** 2, vs. Colorado St. (10/3/15); **FF:** 1, seven times; **FR:** 1, twice; **QBH:** 3, vs. Wake Forest (9/13/14).


### CAREER STATS - RUSHING

Year	Rush	Yds	Avg	TD	Long
2014	41	152	3.7	3	31
2015	4	12	3.0	0	8
<b>TOTAL</b>	<b>45</b>	<b>164</b>	<b>3.6</b>	<b>3</b>	<b>31</b>

**CAREER HIGHS - Rushes:** 16, at BYU (10/3/14); **Yards:** 57, at BYU (10/3/14); **TD:** 1, twice; **Long Rush:** 31, vs. UNLV (10/25/14).





**42**  
**LB**

**La'BRADFORD HAROLD**  
5-11 • 225 • Sr.-3L  
Crowley, Texas  
(Crowley HS)


**GAME-BY-GAME NOTES**

NEV: Did not play. **AFA:** Had two tackles. **UNM:** Did not play. **WYO:** Had two tackles. **SDSU:** Did not play. **BSU:** Did not play. **FS:** Did not record any stats. **CSU:** Did not record any stats. **UW:** Did not record any stats. **UU:** Did not play. **SUU:** Did not record any stats.

**CAREER STATS - DEFENSE**

Year	G/GS	UA-AT-TT	TFL	Sack	INT	PB	FF	FR
2012	8/0	2-0-2	1.0-1	0.0-0	1-0	0	0	0
2013	7/0	0-5-5	0.0-0	0.0-0	0-0	1	0	0
2014	7/0	0-1-1	0.0-0	0.0-0	0-0	0	0	0
2015	6/0	1-3-4	0.0-0	0.0-0	0-0	0	0	0
<b>TOTAL</b>	<b>28/0</b>	<b>3-9-12</b>	<b>1.0-1</b>	<b>0.0-0</b>	<b>1-0</b>	<b>1</b>	<b>0</b>	<b>0</b>

**CAREER HIGHS - Tackles:** 5, vs. Weber St. (9/14/13); **TFL:** 1, vs. Southern Utah (8/30/12); **INT:** 1, vs. Southern Utah (8/30/12); **PBU:** 1, at Air Force (9/7/13).



**44**  
**TE**


**LANDON HORNE**  
6-3 • 240 • Jr.-SQ  
Kaysville, Utah  
(Davis HS)  
(Snow JC)

**GAME-BY-GAME NOTES**

NEV: Did not record any stats. **AFA:** Did not record any stats. **UNM:** Did not record any stats. **WYO:** Returned his first career kickoff for two yards. **SDSU:** Did not record any stats. **BSU:** Did not record any stats. **FS:** Did not record any stats. **CSU:** Did not record any stats. **UW:** Did not record any stats. **UU:** Did not record any stats. **SUU:** Did not play.

**CAREER STATS - RECEIVING**

Year	G/GS	Rec	Yds	Avg	TD	Long
2014	1/1	0	0	0.0	0	0
2015	10/0	0	0	0.0	0	0
<b>TOTAL</b>	<b>11/1</b>	<b>0</b>	<b>0</b>	<b>0.0</b>	<b>0</b>	<b>0</b>



**45**  
**LB**

**JAROM BALDOMERO**  
5-11 • 235 • Sr.-2L  
Kailua, Hawaii  
(Iolani HS)  
(Foothill JC)


**GAME-BY-GAME NOTES**

NEV: Did not record any stats. **AFA:** Did not record any stats. **UNM:** Had one tackle. **WYO:** Had one tackle. **SDSU:** Had one tackle. **BSU:** Did not record any stats. **FS:** Had one tackle. **CSU:** Did not record any stats. **UW:** Did not record any stats. **UU:** Had one tackle. **SUU:** Did not record any stats.

**CAREER STATS - DEFENSE**

Year	G/GS	UA-AT-TT	TFL	Sack	INT	PB	FF	FR
2013	13/0	1-7-8	0.0-0	0.0-0	0-0	0	0	0
2014	14/0	6-7-13	1.5-7	0.0-0	0-0	0	0	0
2015	11/0	2-3-5	0.0-0	0.0-0	0-0	0	0	0
<b>TOTAL</b>	<b>38/0</b>	<b>9-17-26</b>	<b>1.5-7</b>	<b>0.0-0</b>	<b>0-0</b>	<b>0</b>	<b>0</b>	<b>0</b>

**CAREER HIGHS - Tackles:** 6, at Wyoming (11/7/14); **TFL:** 1.0, at Tennessee (8/31/14).



**48**  
**LB**

**CHASE CHRISTIANSEN**  
6-1 • 230 • Fr.-RS  
Stansbury, Utah  
(Stansbury HS)

**GAME-BY-GAME NOTES**

NEV: Did not play. **AFA:** Did not play. **UNM:** Did not play. **WYO:** Did not play. **SDSU:** Did not play. **BSU:** Did not play. **FS:** Did not play. **CSU:** Did not play. **UW:** Did not record any stats. **UU:** Did not record any stats. **SUU:** Did not record any stats.

**CAREER STATS - DEFENSE**

Year	G/GS	UA-AT-TT	TFL	Sack	INT	PB	FF	FR
2015	3/0	0-0-0	0.0-0	0.0-0	0-0	0	0	0



**49**  
**LB**

**DEREK LARSEN**  
6-3 • 230 • Fr.-RS  
Logan, Utah  
(Logan HS)

**GAME-BY-GAME NOTES**

NEV: Did not record any stats. **AFA:** Did not record any stats. **UNM:** Did not record any stats. **WYO:** Did not record any stats. **SDSU:** Did not record any stats. **BSU:** Returned his first career kickoff nine yards. **FS:** Recorded the first tackle of his career. **CSU:** Did not play. **UW:** Did not play. **UU:** Did not play. **SUU:** Did not play.

**CAREER STATS - DEFENSE**

Year	G/GS	UA-AT-TT	TFL	Sack	INT	PB	FF	FR
2015	7/0	1-0-1	0.0-0	0.0-0	0-0	0	0	0

**CAREER HIGHS - Tackles:** 1, at Fresno St. (10/10/15).



**51**  
**NG**

**DAVID MOALA**  
6-2 • 300 • Sr.-1L  
Gardena, Calif.  
(Junipero Serra HS)  
(Cettitos CC)

**GAME-BY-GAME NOTES**

NEV: Had three tackles, including 1.0 tackles for loss, and a blocked extra point. **AFA:** Had five tackles. **UNM:** Had five tackles, including 2.0 tackles for loss and 1.0 sacks, both of which matched his career high... Also forced a fumble and recorded his first-career pass breakup. **WYO:** Did not play. **SDSU:** Did not play. **BSU:** Had one tackle. **FS:** Had four tackles, including a career-high tying 2.0 tackles for loss. **CSU:** Had five tackles, including a career-high 2.0 tackles for loss and 1.0 sacks to match his career high... Also forced a fumble. **UW:** Had three tackles... Scored first career touchdown on a 1-yard run. **UU:** Had a career-high eight tackles, including 1.0 tackles for loss. **SUU:** Had three tackles, which included a career-best 1.0 sacks, in his first career start... Also blocked his first career kick on an extra point that was returned for a two-point conversion.

**CAREER STATS - DEFENSE**

Year	G/GS	UA-AT-TT	TFL	Sack	INT	PB	FF	FR
2014	10/0	2-6-8	1.5-6	0.5-3	0-0	0	0	0
2015	9/9	19-18-37	9.0-34	3.0-17	0-0	1	2	0
<b>TOTAL</b>	<b>19/9</b>	<b>21-24-45</b>	<b>10.5-40</b>	<b>3.5-20</b>	<b>0-0</b>	<b>1</b>	<b>2</b>	<b>0</b>

**CAREER HIGHS - Tackles:** 8, at Utah (9/11/15); **QBH:** 2, vs. Wake Forest (9/13/14); **Sacks:** 1.0, three times; **TFL:** 2.0, three times; **PBU:** 1, at New Mexico (11/7/15); **FF:** 1, twice; **Blocks:** 2, twice.

**CAREER STATS - RUSHING**

Year	Rush	Yds	Avg	TD	Long
2015	1	1	1.0	1	1

**CAREER HIGHS - Rushes:** 1, at Washington (9/19/15); **Yards:** 1, at Washington (9/19/15); **TD:** 1, at Washington (9/19/15).



**52**  
**DE**

**JOHN TAYLOR**  
6-2 • 275 • Sr.-1L  
Colton, Calif.  
(Colton HS)  
(Riverside CC)

**GAME-BY-GAME NOTES**

NEV: Had two tackles. **AFA:** Had one tackle. **UNM:** Did not record any stats. **WYO:** Had one tackle. **SDSU:** Had one tackle. **BSU:** Had three tackles. **FS:** Had two tackles. **CSU:** Had two tackles. **UW:** Did not record any stats. **UU:** Had a career-high four tackles. **SUU:** Did not record any stats.

**CAREER STATS - DEFENSE**

Year	G/GS	UA-AT-TT	TFL	Sack	INT	PB	FF	FR
2014	14/0	3-5-8	0.5-3	0.5-3	0-0	0	0	0
2015	11/2	6-10-16	0.0-0	0.0-0	0-0	0	0	0
<b>TOTAL</b>	<b>25/2</b>	<b>9-15-24</b>	<b>0.5-3</b>	<b>0.5-3</b>	<b>0-0</b>	<b>0</b>	<b>0</b>	<b>0</b>

**CAREER HIGHS - Tackles:** 4, at Utah (9/11/15); **TFL:** 0.5, vs. UTEP (12/20/14) **Sacks:** 0.5, vs. UTEP (12/20/14); **QBH:** 2, vs. Wake Forest (9/13/14).



**54**  
**OG**

**BEN WYSOCKI**  
6-5 • 295 • Sr.-TR  
Seal Beach, Calif.  
(Los Alamitos HS)  
(UCLA)

**GAME-BY-GAME NOTES**

NEV: Played on special teams, along with 10 snaps along the offensive line... Had one knockdown. **AFA:** Played on special teams, along with four snaps along the offensive line... Had one knockdown. **UNM:** Played on special teams, along with seven snaps along the offensive line. **WYO:** Graded out at 69 percent in 13 plays. **SDSU:** Played seven snaps at left guard. **BSU:** Graded out at 73 percent on 12 snaps and had one knockdown. **FS:** Graded out at 72 percent on 30 snaps and had two knockdowns. **CSU:** Played 10 snaps and had two knockdowns. **UW:** Played all 62 snaps at left guard and recorded one knockdown. **UU:** Played all 68 snaps at left guard. **SUU:** Played all 73 snaps at left guard and recorded three knockdowns.



**56**  
**NG**

**GASETOTO SCHUSTER**  
6-0 • 280 • Fr.-RS  
Long Beach, Calif.  
(Long Beach Poly HS)

**GAME-BY-GAME NOTES**

NEV: Did not play. **AFA:** Did not record any stats. **UNM:** Did not play. **WYO:** Had one tackle. **SDSU:** Did not record any stats. **BSU:** Did not record any stats. **FS:** Did not record any stats. **CSU:** Had one tackle. **UW:** Had a career-high three tackles. **UU:** Had one tackle. **SUU:** Did not record any stats.

**CAREER STATS - DEFENSE**


Year	G/GS	UA-AT-TT	TFL	Sack	INT	PB	FF	FR
2015	9/0	1-5-6	0.0-0	0.0-0	0-0	0	0	0

**CAREER HIGHS - Tackles:** 3, at Washington (9/19/15).





# 2015 UTAH STATE FOOTBALL PLAYER PROFILES



**58**  
**LS**

**SALANOA GALEA'I**  
6-1 • 240 • Sr.-1L  
Euless, Texas  
(Euless Trinity HS)  
(Louisiana-Monroe)


### GAME-BY-GAME NOTES

**NEV:** Did not record any stats. **AFA:** Did not record any stats. **UNM:** Did not record any stats. **WYO:** Did not record any stats. **SDSU:** Did not record any stats. **BSU:** Did not record any stats. **FS:** Did not record any stats. **CSU:** Did not record any stats. **UW:** Did not record any stats. **UU:** Had a career-high tying two tackles. **SUU:** Did not record any stats.

### CAREER STATS - DEFENSE

Year	G/GS	UA-AT-TT	TFL	Sack	INT	PB	FF	FR
2014	13/0	2-0-2	0.0-0	0.0-0	0-0	0	0	0
2015	11/0	2-0-2	0.0-0	0.0-0	0-0	0	0	0
<b>TOTAL</b>	<b>24/0</b>	<b>4-0-4</b>	<b>0.0-0</b>	<b>0.0-0</b>	<b>0-0</b>	<b>0</b>	<b>0</b>	<b>0</b>

**CAREER HIGHS - Tackles:** 2, twice.




**59**  
**OC**

**AUSTIN STEPHENS**  
6-3 • 305 • Jr.-1L  
West Des Moines, Iowa  
(Valley HS)  
(Iowa Western CC)

### GAME-BY-GAME NOTES

**NEV:** Graded out at 83 percent on 72 snaps and had three knockdowns. **AFA:** Graded out at 75 percent on 70 snaps and had two knockdowns. **UNM:** Graded out at 75 percent on 64 snaps and had one knockdown. **WYO:** Graded out at 86 percent on 54 snaps and had four knockdowns. **SDSU:** Graded out at 78 percent on 58 snaps and had two knockdowns. **BSU:** Graded out at a season-high 84 percent on 68 snaps and had four knockdowns. **FS:** Graded out at 70 percent on 54 snaps and had three knockdowns. **CSU:** Graded out at 72 percent on 71 snaps and had four knockdowns. **UW:** Graded out at 72 percent on 62 snaps and had a team-high two knockdowns. **UU:** Graded out at 80 percent on 68 snaps and had a team-high six knockdowns. **SUU:** Played 72 snaps at center and recorded five knockdowns.



**63**  
**PK**

**BROCK WARREN**  
6-2 • 180 • Jr.-SQ  
Hyde Park, Utah  
(Sky View HS)

### GAME-BY-GAME NOTES

**NEV:** Was 0-of-2 on field goal attempts. **AFA:** Was 4-of-4 on PATs. **UNM:** Was 2-of-3 on field goal attempts as he made a career-long 41-yarder and a 25-yarder, and was 1-of-1 on PATs... Kicked off four times, averaging 56.3 yards with one touchback. **WYO:** Made a 22-yard field goal and was 7-of-8 on PATs. **SDSU:** Was 2-of-2 on PATs. **BSU:** Was 7-of-7 on PATs. **FS:** Was 6-of-7 on PATs. **CSU:** Made all three field goal attempts from 23, 40 and 34 yards, respectively, and was 3-of-3 on PATs. **UW:** Made a 22-yard field goal and was 2-of-2 on PATs. **UU:** Was 2-of-2 on PATs. **SUU:** Made his first career field goal from 30 yards... Was also 1-of-1 on PATs.

### CAREER STATS - KICKING

Year	FGM-A	Pct	1-19	20-29	30-39	40-49	50+
2012	0-1	.000	0-0	0-0	0-0	0-1	0-0
2015	8-11	.727	0-0	4-6	2-2	2-3	0-0
<b>TOTAL</b>	<b>8-12</b>	<b>.667</b>	<b>0-0</b>	<b>4-6</b>	<b>2-2</b>	<b>2-4</b>	<b>0-0</b>


### CAREER STATS - KICKOFFS

Year	G	No	Yds	Avg	TB
2012	2	6	385	64.2	1
2015	1	4	225	56.3	1
<b>TOTAL</b>	<b>3</b>	<b>10</b>	<b>610</b>	<b>61.0</b>	<b>2</b>

### CAREER STATS - SCORING

Year	G	PAT	FG	Total	Avg/G
2012	2	5	0	5	2.5
2015	11	35	8	59	5.4
<b>TOTAL</b>	<b>13</b>	<b>40</b>	<b>8</b>	<b>64</b>	<b>4.9</b>

**CAREER HIGHS - Pts:** 12, vs. Colorado St. (10/3/15).




**64**  
**OL**

**JAROM IOANE**  
6-6 • 330 • So.-SQ  
Bountiful, Utah  
(Bountiful HS)

### GAME-BY-GAME NOTES

**NEV:** Played on special teams. **AFA:** Played on special teams. **UNM:** Played on special teams. **WYO:** Graded out at 75 percent on eight snaps and had two knockdowns. **SDSU:** Played on special teams. **BSU:** Played on special teams. **FS:** Played 16 snaps on the offensive line. **CSU:** Played on special teams. **UW:** Played on special teams. **UU:** Played on special teams. **SUU:** Saw his first career action on the offensive line as he played one snap at center.




**65**  
**OL**

**AUSTIN ALBRECHT**  
6-5 • 295 • Jr.-1L  
Sandy, Utah  
(Alta HS)

### GAME-BY-GAME NOTES

**NEV:** Graded out at 77 percent on 72 snaps and had four knockdowns. **AFA:** Graded out at 76 percent on 70 snaps and had four knockdowns.. **UNM:** Graded out at 79 percent on 64 snaps and had a team-best six knockdowns. **WYO:** Graded out at 79 percent on 54 snaps and had four knockdowns. **SDSU:** Graded out at 82 percent on 58 snaps and had six knockdowns. **BSU:** Graded out at a season-high 84 percent on 68 snaps and had four knockdowns. **FS:** Graded out at 76 percent on 62 snaps and had four knockdowns. **CSU:** Graded out at 77 percent on 71 snaps and had a team-high six knockdowns. **UW:** Played all 62 snaps at left tackle and recorded one knockdown. **UU:** Graded out at 78 percent on 68 snaps and had five knockdowns. **SUU:** Played all 73 snaps at left tackle and recorded four knockdowns.



**66**  
**OL**

**KJ ULUAAVE**  
6-5 • 280 • Fr.-RS  
Laie, Hawaii  
(Kahuku HS)

### GAME-BY-GAME NOTES

**NEV:** Did not play. **AFA:** Did not play. **UNM:** Did not play. **WYO:** Played eight snaps at guard and had one knockdown. **SDSU:** Did not play. **BSU:** Did not play. **FS:** Played 16 snaps on the offensive line. **CSU:** Did not play. **UW:** Did not play. **UU:** Did not play. **SUU:** Did not play.



**70**  
**NG**

**TRAVIS SEEFELDT**  
6-2 • 305 • Sr.-3L  
Sun City, Ariz.  
(Liberty HS)

### GAME-BY-GAME NOTES

**NEV:** Did not play. **AFA:** Did not play. **UNM:** Did not play. **WYO:** Did not play. **SDSU:** Did not play. **BSU:** Did not play. **FS:** Did not play. **CSU:** Did not play. **UW:** Did not play. **UU:** Did not play. **SUU:** Did not play.

### CAREER STATS - DEFENSE

Year	G/GS	UA-AT-TT	TFL	Sack	INT	PB	FF	FR
2012	13/0	2-8-10	0.0-0	0.0-0	0-0	0	0	1
2013	12/0	3-6-9	3.5-12	2.0-11	0-0	0	0	0
2014	14/2	13-22-35	6.0-21	2.0-10	0-0	2	0	2
2015	0/0	0-0-0	0.0-0	0.0-0	0-0	0	0	0
<b>TOTAL</b>	<b>39/2</b>	<b>18-36-54</b>	<b>9.5-33</b>	<b>4.0-21</b>	<b>0-0</b>	<b>2</b>	<b>0</b>	<b>3</b>

**CAREER HIGHS - Tackles:** 6, at Wyoming (11/7/14); **Sacks:** 1.0, four times; **TFL:** 1.0, six times; **QBH:** 1, twice; **PBU:** 1, twice; **FR:** 1, twice; **Block:** 1, twice.




**72**  
**OT**

**TYSHON MOSLEY**  
6-5 • 305 • So.-1L  
Sandy, Utah  
(Jordan HS)

### GAME-BY-GAME NOTES

**NEV:** Graded out at 73 percent on 72 snaps and had a team-high seven knockdowns. **AFA:** Graded out at 76 percent on 70 snaps and had a team-high five knockdowns. **UNM:** Graded out at 75 percent on 64 snaps and had five knockdowns. **WYO:** Graded out at 79 percent on 54 snaps and had two knockdowns. **SDSU:** Played all 58 snaps and had four knockdowns. **BSU:** Graded out at a season-high 80 percent on 68 snaps and had three knockdowns. **FS:** Graded out at 70 percent on 54 snaps and had three knockdowns. **CSU:** Graded out at 72 percent on 70 snaps. Had three knockdowns. **UW:** Did not play. **UU:** Did not play. **SUU:** Did not play.




**74**  
**OL**

**JUDE HOCKEL**  
6-5 • 285 • Jr.-JC  
Walnut Creek, Calif.  
(Northgate HS)  
(Diablo Valley JC)

### GAME-BY-GAME NOTES

**NEV:** Played on special teams. **AFA:** Played on special teams. **UNM:** Played on special teams. **WYO:** Played eight snaps at offensive tackle. **SDSU:** Did not play. **BSU:** Did not play. **FS:** Did not play. **CSU:** Did not play. **UW:** Did not play. **UU:** Did not play. **SUU:** Did not play.







**75**  
**OG**

**TAANI FISILAU**  
6-2 • 300 • Sr.-3L  
Glendale, Utah  
(Cottonwood HS)

**GAME-BY-GAME NOTES**

**NEV:** Played 72 snaps and had three knockdowns. **AFA:** Graded out at 71 percent on 70 snaps and had three knockdowns. **UNM:** Graded out at 71 percent on 64 snaps and had five knockdowns. **WYO:** Graded out at 86 percent on 54 snaps and had three knockdowns. **SDSU:** Played all 58 snaps and had five knockdowns. **BSU:** Graded out at 71 percent on 68 snaps and had a team-high five knockdowns. **FS:** Graded out at 74 percent on 54 snaps and had five knockdowns. **CSU:** Graded out at 74 percent on 62 snaps and had three knockdowns. **UW:** Played all 62 snaps at right guard and recorded one knockdown. **UU:** Graded out at 81 percent on 68 snaps and had four knockdowns. **SUU:** Played all 73 snaps at right guard and recorded a team-high six knockdowns.



**76**  
**OT**

**JAKE SIMONICH**  
6-5 • 300 • Jr.-2L  
Danville, Calif.  
(San Roman Valley HS)

**GAME-BY-GAME NOTES**

**NEV:** Graded out at 74 percent on 72 snaps and had three knockdowns. **AFA:** Graded out at 71 percent on 70 snaps and had two knockdowns. **UNM:** Graded out at 77 percent on 64 snaps and had three knockdowns. **WYO:** Graded out at 82 percent on 54 snaps and had three knockdowns. **SDSU:** Graded out at 80 percent in 58 snaps and had a team-high seven knockdowns... Also recorded one tackle. **BSU:** Graded out at a season-high 84 percent on 68 snaps and had four knockdowns. **FS:** Graded out at 74 percent on 51 snaps and had five knockdowns. **CSU:** Graded out at 76 percent on 71 snaps and had three knockdowns. **UW:** Played all 62 snaps at right tackle and recorded a team-high two knockdowns. **UU:** Graded out at 81 percent on 68 snaps and had two knockdowns. **SUU:** Played all 73 snaps at right tackle and recorded two knockdowns.



**78**  
**OL**

**CODY BOYER**  
6-6 • 275 • Fr.-RS  
St. George, Utah  
(Pineview HS)

**GAME-BY-GAME NOTES**

**NEV:** Did not play. **AFA:** Did not play. **UNM:** Did not play. **WYO:** Played eight snaps at offensive tackle. **SDSU:** Played on special teams. **BSU:** Did not play. **FS:** Played 16 snaps on the offensive line. **CSU:** Did not play. **UW:** Did not play. **UU:** Did not play. **SUU:** Did not play.



**80**  
**WR**

**TYLER FOX**  
5-11 • 175 • Fr.-RS  
Layton, Utah  
(Layton HS)

**GAME-BY-GAME NOTES**

**NEV:** Did not record any stats. **AFA:** Did not record any stats. **UNM:** Had his first career carry for 11 yards. **WYO:** Did not record any stats. **SDSU:** Did not record any stats. **BSU:** Did not record any stats. **FS:** Had one catch for a career-long 21 yards. **CSU:** Did not record any stats. **UW:** Did not record any stats. **UU:** Had two catches for 26 yards, including a long of 15 yards. **SUU:** Had one catch for three yards.

**CAREER STATS - RECEIVING**

Year	G/GS	Rec	Yds	Avg	TD	Long
2015	11/0	4	50	12.5	0	21

**CAREER HIGHS - Catches:** 2, at Utah (9/11/15); **Yards:** 26, at Utah (9/11/15); **Long Catch:** 21, at Fresno St. (10/10/15).

**CAREER STATS - RUSHING**

Year	Rush	Yds	Avg	TD	Long
2015	1	11	11.0	0	11

**CAREER HIGHS - Rushes:** 1, at New Mexico (11/7/15); **Yards:** 11, at New Mexico (11/7/15); **Long Rush:** 11, at New Mexico (11/7/15).



**81**  
**WR**

**ZACH VAN LEEUWEN**  
6-0 • 185 • Fr.-RS  
Provo, Utah  
(Timpview HS)


**GAME-BY-GAME NOTES**

**NEV:** Did not record any stats. **AFA:** Did not record any stats. **UNM:** Did not play. **WYO:** Had one catch for a career-long 16 yards. **SDSU:** Did not record any stats. **BSU:** Did not record any stats. **FS:** Did not record any stats. **CSU:** Did not record any stats. **UW:** Had one catch for 14 yards. **UU:** Had four catches for 31 yards and his first career touchdown catch from 15 yards. **SUU:** Did not record any stats in his first career start.

**CAREER STATS - RECEIVING**

Year	G/GS	Rec	Yds	Avg	TD	Long
2015	10/3	6	61	10.2	1	16

**CAREER HIGHS - Catches:** 4, at Utah (9/11/15); **Yards:** 31, at Utah (9/11/15); **Long Catch:** 16, vs. Wyoming (10/30/15); **TD:** 1, at Utah (9/11/15).



**82**  
**WR**

**ANDREW RODRIGUEZ**  
5-10 • 185 • Jr.-RS  
Allen, Texas  
(Allen HS)  
(Houston)

**GAME-BY-GAME NOTES**

**NEV:** Returned two punts for 21 yards. **AFA:** Had a career-high-tying four catches for 27 yards... Also returned two punts for 13 yards. **UNM:** Caught two passes for a career-high 48 yards, including his first career touchdown catch from 24 yards... Also returned five punts for 18 yards and forced his first career fumble, while making a tackle on special teams. **WYO:** Had one catch for a career-long 25 yards and returned two punts for 17 yards. **SDSU:** Had one catch for three yards and returned one punt for four yards. **BSU:** Had two catches for 15 yards and returned one punt for eight yards. **FS:** Had one catch for 14 yards and returned one punt for six yards. **CSU:** Had two catches for 10 yards. **UW:** Had four catches for 22 yards. **UU:** Had one catch for five yards. **SUU:** Named the Mountain West Special Teams Player of the Week as he returned a MW-and school-record eight punts for 136 yards, including his first-career touchdown on an 88-yard return... Also had two receptions for 20 yards.

**CAREER STATS - RECEIVING**

Year	G/GS	Rec	Yds	Avg	TD	Long
2015	11/7	20	189	9.4	1	25

**CAREER HIGHS - Catches:** 4, twice; **Yards:** 48, at New Mexico (11/7/15); **TD:** 1, at New Mexico (11/7/15); **Long Catch:** 25, vs. Wyoming (10/30/15).

**CAREER STATS - PUNT RETURNS**

Year	Ret	Yds	Avg	TD	Long
2015	22	221	10.0	1	88

**CAREER HIGHS - Returns:** 8, vs. Southern Utah (9/3/15); **Yards:** 136 vs. Southern Utah (9/3/15); **Long Return:** 88, vs. Southern Utah (9/3/15); **TD:** 1, vs. Southern Utah (9/3/15).



**83**  
**TE**

**WYATT HOUSTON**  
6-5 • 255 • Jr.-2L  
Tualatin, Ore.  
(Horizon Christian HS)

**GAME-BY-GAME NOTES**

**NEV:** Had one catch for four yards and returned his first career kickoff for a career-long 28 yards. **AFA:** Had three catches for 46 yards. **UNM:** Caught two passes for 31 yards. **WYO:** Had a career-high-tying four catches for a career-high 66 yards and a career-high two touchdowns (8, 25). **SDSU:** Did not record any stats. **BSU:** Had two catches for 11 yards and a 2-yard touchdown. **FS:** Had two catches for 39 yards. **CSU:** Did not record any stats. **UW:** Did not record any stats. **UU:** Had three catches for 26 yards, to go along with one tackle. **SUU:** Had two catches for 19 yards.

**CAREER STATS - RECEIVING**

Year	G/GS	Rec	Yds	Avg	TD	Long
2013	7/3	7	118	16.9	2	44
2014	13/7	19	178	9.4	2	30
2015	11/10	19	242	12.7	3	34
<b>TOTAL</b>	<b>31/20</b>	<b>45</b>	<b>538</b>	<b>11.9</b>	<b>7</b>	<b>44</b>


**CAREER HIGHS - Catches:** 4, three times; **Yards:** 66, vs. Wyoming (10/30/15); **Long Catch:** 44, vs. Hawai'i (11/2/13); **TD:** 2, vs. Wyoming (10/30/15).







# 2015 UTAH STATE FOOTBALL PLAYER PROFILES



**85**  
**TE**

**CHRIS COPIER**  
6-6 • 250 • Jr.-JC  
South Jordan, Utah  
(Bingham HS)  
(Snow College)

### GAME-BY-GAME NOTES

**NEV:** Did not record any stats. **AFA:** Did not record any stats. **UNM:** Did not record any stats. **WYO:** Made his first career start and caught one pass for 35 yards. **SDSU:** Did not record any stats. **BSU:** Did not record any stats. **FS:** Did not record any stats. **CSU:** Did not record any stats. **UW:** Did not play. **UU:** Did not play. **SUU:** Did not play.

### CAREER STATS - RECEIVING

Year	G/GS	Rec	Yds	Avg	TD	Long
2015	8/2	1	35	35.0	0	35

**CAREER HIGHS - Catches:** 1, vs. Wyoming (10/30/15); **Yards:** 35, vs. Wyoming (10/30/15); **Long Catch:** 35, vs. Wyoming (10/30/15).



**87**  
**TE**

**DAX RAYMOND**  
6-5 • 235 • Fr.-HS  
Provo, Utah  
(Timpview HS)

### GAME-BY-GAME NOTES

**NEV:** Had one tackle following an interception. **AFA:** Did not record any stats. **UNM:** Did not record any stats. **WYO:** Did not play. **SDSU:** Did not play. **BSU:** Did not play. **FS:** Did not play. **CSU:** Had one catch for a career-long 22 yards. **UW:** Had one catch for 19 yards. **UU:** Had one catch for nine yards. **SUU:** Did not record any stats.

### CAREER STATS - RECEIVING

Year	G/GS	Rec	Yds	Avg	TD	Long
2015	7/0	3	50	16.7	0	22

**CAREER HIGHS - Catches:** 1, three times; **Yards:** 22, vs. Colorado St. (10/3/15); **Long Catch:** 22, vs. Colorado St. (10/3/15).



**88**  
**WR**

**BRAELON ROBERTS**  
6-3 • 200 • So.-1L  
Dallas, Texas  
(Bishop Dunne HS)


### GAME-BY-GAME NOTES

**NEV:** Had one catch for eight yards. **AFA:** Had one catch for nine yards. **UNM:** Had two catches for 26 yards, including a career-long 14-yarder. **WYO:** Had three catches for a career-high 27 yards. **SDSU:** Had one catch for a career-long 11 yards. **BSU:** Did not record any stats. **FS:** Did not record any stats. **CSU:** Did not play. **UW:** Did not play. **UU:** Had one catch for a career-long nine yards. **SUU:** Had a career-high four catches for a career-best 25 yards.

### CAREER STATS - RECEIVING

Year	G/GS	Rec	Yds	Avg	TD	Long
2015	9/4	13	115	8.8	0	14

**CAREER HIGHS - Catches:** 4, vs. Southern Utah (9/3/15); **Yards:** 27 vs. Wyoming (10/30/15); **Long Catch:** 14, at New Mexico (11/7/15).



**89**  
**P**

**AARON DALTON**  
6-4 • 220 • Fr.-RS  
Bountiful, Utah  
(Viewmont HS)

### GAME-BY-GAME NOTES

**NEV:** Punted three times for 110 yards with a long of 40 yards... All three of his punts were downed inside the 20-yard line, including two inside the 10-yard line. **AFA:** Punted seven times for 352 yards with a long of 57 yards... Averaged a career-high 50.3 yards per punt... Had two punts downed inside the 20-yard line. **UNM:** Punted six times for 279 yards with a career-long 63-yarder... Averaged 46.5 yards per punt... Had a career-high four punts downed inside the 20-yard line. **WYO:** Punted one time for 38 yards. **SDSU:** Punted six times for 260 yards with a long of 56 yards... Averaged 43.3 yards per punt... Had three punts downed inside the 20-yard line. **BSU:** Punted seven times for 282 yards with a long of 51 yards... Averaged 40.3 yards per punt... Had two punts downed inside the 20-yard line. **FS:** Punted six times for 252 yards with a long of 49 yards... Averaged 42.0 yards per punt... Had two punts downed inside the 20-yard line. **CSU:** Punted four times for 180 yards with a long of 58 yards... Averaged 45.0 yards per punt... Had one punt downed inside the 20-yard line... **UW:** Punted four times for 139 yards with a long of 42 yards... Averaged 34.8 yards per punt... Had one punt downed inside the 20-yard line. **UU:** Punted five times for 208 yards with a long of 49 yards... Averaged 41.6 yards per punt... Had one punt downed inside the 20-yard line... Also recorded one tackle. **SUU:** Punted 13 times for 463 yards with a long of 48 yards... Averaged 35.6 yards per punt... Had three punts downed inside the 20-yard line.

### CAREER STATS - PUNTING

Year	G	No	Yds	Avg	TB	Long	I20
2015	11	62	2,563	41.3	3	63	22

**CAREER HIGHS - Punts:** 13, vs. Southern Utah (9/3/15); **Avg:** 50.3, at Air Force (11/14/15); **Long:** 63, at New Mexico (11/7/15); **I20:** 4, at New Mexico (11/7/15).



**91**  
**DE**

**SUIA TAUFA**  
6-1 • 280 • Jr.-1L  
Concord, Calif.  
(Ygnacio Valley HS)  
(Diablo Valley CC)


### GAME-BY-GAME NOTES

**NEV:** Had two tackles. **AFA:** Had three tackles, including 1.0 tackles for loss, both of which tied his career high. **UNM:** Did not record any stats. **WYO:** Had three tackles. **SDSU:** Had three tackles. **BSU:** Had two tackles, including 0.5 tackles for loss. **FS:** Did not record any stats. **CSU:** Had two tackles. **UW:** Did not record any stats. **UU:** Had one tackle. **SUU:** Had one tackle.

### CAREER STATS - DEFENSE

Year	G/GS	UA-AT-TT	TFL	Sack	INT	PB	FF	FR
2014	13/1	7-7-14	2.5-12	1.0-8	0-0	0	0	0
2015	11/2	2-15-17	1.5-2	0.0-0	0-0	0	0	0

**TOTAL 24/3 9-22-31 4.0-14 1.0-8 0-0 0 0 0**  
**CAREER HIGHS - Tackles:** 3, four times; **QBH:** 1, at Tennessee (9/14/13); **TFL:** 1.0, three times; **Sacks:** 1.0, at Colorado St. (10/18/14).



**94**  
**DE**

**ERIC BERNTSON**  
6-4 • 270 • Jr.-SQ  
Smithfield, Utah  
(Sky View HS)

### GAME-BY-GAME NOTES


**NEV:** Did not play. **AFA:** Did not play. **UNM:** Did not play. **WYO:** Did not play. **SDSU:** Did not play. **BSU:** Did not play. **FS:** Did not play. **CSU:** Did not play. **UW:** Did not play. **UU:** Did not play. **SUU:** Did not play.

### CAREER STATS - DEFENSE

Year	G/GS	UA-AT-TT	TFL	Sack	INT	PB	FF	FR
2013	1/0	0-2-2	0.0-0	0.0-0	0-0	0	0	0
2014	0/0	0-0-0	0.0-0	0.0-0	0-0	0	0	0
2015	0/0	0-0-0	0.0-0	0.0-0	0-0	0	0	0

<b>TOTAL</b>	<b>1/0</b>	<b>0-2-2</b>	<b>0.0-0</b>	<b>0.0-0</b>	<b>0-0</b>	<b>0</b>	<b>0</b>	<b>0</b>
--------------	------------	--------------	--------------	--------------	------------	----------	----------	----------

**CAREER HIGHS - Tackles:** 2, vs. Weber St. (9/14/13).



**95**  
**DE**

**RICKY ALI'IFUA**  
6-2 • 285 • Jr.-2L  
San Leandro, Calif.  
(San Leandro HS)

### GAME-BY-GAME NOTES

**NEV:** Had one tackle. **AFA:** Had four tackles. **UNM:** Had two tackles. **WYO:** Did not play. **SDSU:** Had one tackle. **BSU:** Had three tackles, including 1.0 sacks, and a forced fumble. **FS:** Did not record any stats. **CSU:** Had 1.0 sacks. **UW:** Did not record any stats. **UU:** Had a career-high tying six tackles. **SUU:** Had three tackles and tied his career-high with 2.0 tackles for loss and 1.0 sacks, in his first career start.

### CAREER STATS - DEFENSE


Year	G/GS	UA-AT-TT	TFL	Sack	INT	PB	FF	FR
2013	13/0	7-17-24	4.0-13	1.5-8	0-0	1	0	0
2014	14/0	5-17-22	2.0-4	0.0-0	0-0	1	0	0
2015	10/10	11-10-21	4.0-31	3.0-26	0-0	0	1	0

<b>TOTAL</b>	<b>37/10</b>	<b>23-43-66</b>	<b>10.0-48</b>	<b>4.5-34</b>	<b>0-0</b>	<b>2</b>	<b>1</b>	<b>0</b>
--------------	--------------	-----------------	----------------	---------------	------------	----------	----------	----------

**CAREER HIGHS - Tackles:** 6, twice; **Sacks:** 1.0, four times; **TFL:** 2.0, vs. Southern Utah (9/3/15); **PBU:** 1, twice. **QBH:** 1, vs. New Mexico (11/15/14); **FF:** 1, vs. Boise St. (10/16/15).





	<b>97</b>	<b>JORDAN NIELSEN</b>
	<b>DE</b>	6-5 • 275 • Sr.-3L Smithfield, Utah (Sky View HS)

**GAME-BY-GAME NOTES**

**NEV:** Had four tackles. **AFA:** Had six tackles. **UNM:** Had four tackles. **WYO:** Had five tackles, including 0.5 tackles for loss. **SDSU:** Had a career-high nine tackles. **BSU:** Had six tackles, including 1.0 sacks and 1.5 tackles for loss, and a fumble recovery. **FS:** Had four tackles, including 1.0 sacks. **CSU:** Recovered a fumble. **UW:** Had two tackles. **UU:** Had five tackles. **SUU:** Had four tackles, including 0.5 tackles for loss, to go along with one pass breakup.

**CAREER STATS - DEFENSE**

Year	G/GS	UA-AT-TT	TFL	Sack	INT	PB	FF	FR
2012	13/0	13-22-35	6.5-35	5.0-33	0-0	1	0	0
2013	14/1	9-26-35	3.5-14	1.5-10	0-0	0	0	1
2014	14/14	18-35-53	7.0-25	2.5-13	0-0	2	0	1
2015	11/11	20-29-49	3.5-12	2.0-9	0-0	1	0	2
<b>TOTAL</b>	<b>52/26</b>	<b>60-112-172</b>	<b>20.5-86</b>	<b>11.0-65</b>	<b>0-0</b>	<b>4</b>	<b>0</b>	<b>4</b>

**CAREER HIGHS - Tackles:** 9, at San Diego St. (10/23/15); **Sacks:** 2.0, twice; **TFL:** 2.0, twice; **Blocks:** 1, twice; **QBH:** 2, vs. Idaho St. (9/6/14); **PBU:** 1, four times; **FR:** 1, four times.

	<b>98</b>	<b>EDMUND FAIMALO</b>
	<b>DE</b>	6-2 • 280 • Jr.-RS Riverside, Calif. (East Valley HS) (Riverside CC)

**GAME-BY-GAME NOTES**

**NEV:** Did not record any stats. **AFA:** Had one tackle. **UNM:** Did not play. **WYO:** Had one tackle and his first career QBH. **SDSU:** Had two tackles. **BSU:** Did not record any stats. **FS:** Had one tackle. **CSU:** Did not record any stats. **UW:** Did not record any stats. **UU:** Had a season-high three tackles. **SUU:** Had two tackles.

**CAREER STATS - DEFENSE**

Year	G/GS	UA-AT-TT	TFL	Sack	INT	PB	FF	FR
2015	10/0	6-4-10	0.0-0	0.0-0	0-0	0	0	0

**CAREER HIGHS - Tackles:** 3, at Utah (9/11/15); **QBH:** 1, vs. Wyoming (10/30/15).





GAME ELEVEN RECAP



November 21, 2015

MERLIN OLSEN FIELD AT MAVERIK STADIUM

SCORING SUMMARY

	1	2	3	4	FINAL
Nevada	7	14	6	0	27
Utah State	0	7	14	10	31

First Quarter

NEV - Dobrich 25 interception return (Zuzo kick, 7:36)

Second Quarter

NEV - Steward 2 run (Zuzo kick, 8:22)

USU - Sharp 96 kickoff return (Thompson kick, 8:07)

NEV - Butler 33 run (Zuzo kick, 2:16)

Third Quarter

NEV - Butler 60 run (kick blocked, 14:10)

USU - Mays 5 run (Thompson kick, 9:05)

USU - Mays 2 run (Thompson kick, 6:25)

Fourth Quarter

USU - Fackrell fumble recovery in end zone (Thompson kick, 6:55)

USU - Thompson 42 yd FG, 00:35

Attendance: 18,922

TEAM STATISTICS

	NEV	USU
First Downs	15	19
Rushing	209	204
Passing	55	109
Total Offense	264	313
Fumbles: Number-Lost	2-2	4-1
Penalties: Number-Yards	3-32	3-30
Punts-Yards/Avg.	6-220/36.7	3-110/36.7
Punt returns: No-Yds-TD/Avg.	0-0-0/0.0	3-34-0/11.3
Kickoff Returns: No-Yds-TD/Avg.	3-80-0/26.7	4-222-1/55.5
Interceptions: No-Yds-TD	2-39-1	0-0-0
Fumble Returns: No-Yds-TD	0-0-0	0-0-1
Possession Time	30:39	29:21
Third-Down Conversions	7-of-15	6-of-15

INDIVIDUAL RUSHING

NEV: Butler 17-139 2TD; Jackson 22-79; Stewart 6-(-8) TD

USU: Mays 22-133 2TD; Keeton 14-52; Vigil 4-12; Myers 1-5; Lindsey 1-2

INDIVIDUAL PASSING (A-C-I, Yds, TD)

NEV: Stewart 18-8-0, 55, 0

USU: Keeton 27-14-1, 109, 0

INDIVIDUAL RECEIVING

NEV: Richardson 5-42; Henderson 2-16; Demps 1-7; Uzoma 0-(-5); Stewart 0-(-5)

USU: Sharp 7-51; Hunt 2-20; Robinson 1-16; Williams 1-10; Roberts 1-8; Houston 1-4; Lindsey 1-0

USU Punt Returns: Rodriguez 2-21; Sharp 1-13

USU KO Returns: Williams 2-98; Sharp 1-96 TD; Houston 1-28

USU Interception Returns: None

USU Tackle Leaders: Vigil 13; Evans 11; Fackrell 10, Filiaga 9, Green 8

UTAH STATE STARTERS

OFFENSE

LT	Albrecht
LG	Mosley
C	Stephens
RG	Fisilau
RT	Simonich
TE	Houston
WR	Rodriguez
WR	Roberts
WR	Sharp
RB	Lindsey
QB	Myers

DEFENSE

DE	Nielsen
NG	Moala
DE	Ali'ifua
LB	Fackrell
LB	Filiaga
LB	Vigil
LB	Green
CB	Davis
CB	Hayes
SS	Evans
FS	Floyd



Junior RB Devante Mays (32) rushed for 133 yards on a career-high tying 22 carries and scored a pair of touchdowns on runs of five and two yards in Utah State's 31-27 come-from-behind win against Nevada.

LOGAN, Utah - Junior RB Devante Mays rushed for 133 yards and two touchdowns, while senior LB Kyler Fackrell recovered a fumble in the end zone for a touchdown, to help Utah State rally from 20 points down in the third quarter and stun Nevada, 31-27, on Merlin Olsen Field at Maverik Stadium on Nov. 21, 2015.

Utah State's 20-point comeback is its largest since rallying from 21 down to beat Hawai'i 35-31 on Nov. 5, 2011, as USU extended its home winning streak to 14 straight games.

Senior WR Hunter Sharp had 160 all-purpose yards, including a 96-yard kickoff return for a touchdown, as the Aggies (6-5, 5-3 Mountain West) became bowl eligible for the fifth consecutive season. USU finished the game with 313 total yards and held the Wolf Pack to 264, including just 111 in the second half.

Redshirt senior QB Chuckie Keeton replaced an injured Kent Myers in the first quarter and completed 14-of-27 passes for 109 yards and one interception against the Wolf Pack (6-5, 4-3). Keeton added 52 yards on the ground on 14 carries.

Sophomore RB James Butler rushed for 139 yards and two touchdowns for Nevada, which had its three-game winning streak snapped. Junior QB Tyler Stewart was 8-of-18 passing for 55 yards and had a rushing touchdown, but his fourth-quarter fumble helped Utah State take the lead for good.

A 37-yard punt by Utah State redshirt freshman P Aaron Dalton was downed at the Nevada 1-yard line by junior CB Jentz Painter. Just one play later, Stewart couldn't handle the snap in the end zone and Fackrell recovered it for a touchdown, tying the score at 27-apiece with 6:55 remaining in the game. Junior PK Jake Thompson then gave the Aggies their first lead of the night, 28-27, with the subsequent extra point. Thompson capped the wild comeback by drilling a 42-yard field goal with 35 seconds remaining.

For Fackrell, it was his nation-leading fifth fumble recovery this year and the seventh of his career. He added 10 tackles, including 0.5 tackles for loss, and two quarterback hurries.

For the 10th time in 11 games this season, junior LB Nick Vigil led the Aggies in tackles with 13, including 1.0 tackles for loss, one quarterback hurry and a fumble recovery. Senior SS Marwin Evans added a career-high 11 tackles.

Nevada took a 7-0 lead with 7:36 remaining in the first quarter when senior LB Jordan Dobrich intercepted a pass by Myers and returned it 25 yards for a touchdown.

The Wolf Pack turned another interception into points in the second quarter. Freshman LB Riley Brand picked off a pass by Keeton and returned it 14 yards to the Aggies' 21-yard line. Four plays later, Stewart scored on a 2-yard keeper to give Nevada a 14-0.

Sharp gave the Aggies some life on the ensuing kickoff as he returned it 96 yards for a touchdown, pulling Utah State within 14-7 with 8:07 left until halftime. The return is tied for the sixth-longest in school history.

The Wolf Pack took a 21-7 lead into the break following a 33-yard touchdown run by Butler.

Nevada opened up a 20-point lead just 50 seconds into the second half when Butler scored on a 60-yard touchdown run. But, Utah State senior NG David Moala blocked the extra point to leave the score at 27-7.

The Aggies answered on the ensuing possession when Mays scored on a 5-yard run to make it 27-14 with 9:05 remaining in the third.

After Utah State forced Nevada to go three-and-out, the Aggies pulled even closer on another touchdown by Mays, this time from 2 yards out.



Senior LB Kyler Fackrell (9) had 10 tackles, including 0.5 for loss, and recovered a fumble in the end zone in the fourth quarter for the game-winning score against the Wolf Pack.







GAME TEN RECAP



November 14, 2015

FALCON STADIUM

SCORING SUMMARY

	1	2	3	4	FINAL
Utah State	14	0	14	0	28
Air Force	14	7	14	0	35

First Quarter

AFA - Johnson 30 yd run (Strebel kick, 11:13)  
 USU - Sharp 41 yd pass from Myers (Warren kick, 8:45)  
 AFA - Owens 1 yd run (Strebel kick, 3:28)  
 USU - Sharp 48 yd pass from Myers (Warren kick, 2:13)

Second Quarter

AFA - Roberts 5 yd run (Strebel kick, 00:40)

Third Quarter

AFA - Robinette 74 yd pass from Roberts (Strebel kick, 13:44)  
 USU - Sharp 39 yd pass from Myers (Warren kick, 4:27)  
 AFA - Owens 3 yd run (Strebel kick, 1:28)  
 USU - Robinson 44 yd pass from Myers (Warren kick, 00:00)  
 Attendance: 20,083

TEAM STATISTICS

	USU	AFA
First Downs	19	27
Rushing	75	309
Passing	364	271
Total Offense	439	580
Fumbles: Number-Lost	0-0	0-0
Penalties: Number-Yards	2-21	4-20
Punts-Yards/Avg.	7-352/50.3	6-207/34.5
Punt returns: No-Yds-TD/Avg.	2-13-0/6.5	1-8-0/8.0
Kickoff Returns: No-Yds-TD/Avg.	0-0-0/0.0	1-21-0/21.0
Interceptions: No-Yds-TD	0-0-0	1-0-0
Fumble Returns: No-Yds-TD	0-0-0	0-0-0
Possession Time	22:52	37:08
Third-Down Conversions	8-of-18	9-of-17

INDIVIDUAL RUSHING

USU: Mays 12-40; Myers 8-22; Lindsey 2-12; Hunt 1-1  
 AFA: Williams 9-79; Johnson 13-79, TD; Owens 17-58, 2 TD;  
 Roberts 12-53, TD; Driskell 10-31; Brown 2-10

INDIVIDUAL PASSING (A-C-I, Yds, TD)

USU: Myers 47-25-1, 364, 4  
 AFA: Roberts 17-11-0, 271, 1

INDIVIDUAL RECEIVING

USU: Sharp 13-193, 3 TD; Rodriguez 4-27; Houston 3-46;  
 Swindall 2-26; Robinson 1-44, TD; Hunt 1-19; Roberts 1-9  
 AFA: Robinette 7-210, TD; Brown 2-25; McVey 1-26; Griffin 1-10

USU Punt Returns: Rodriguez 2-13

USU KO Returns: None

USU Interception Returns: None

USU Tackle Leaders: Vigil 20, Davis 7, Nielsen 6

UTAH STATE STARTERS

OFFENSE

LT Albrecht  
 LG Mosley  
 C Stephens  
 RG Fisilau  
 RT Simonich  
 WR Sharp  
 WR Robinson  
 WR Roberts  
 TE Houston  
 RB Hunt  
 QB Myers

DEFENSE

DE Nielsen  
 DT Moala  
 DT Taufa  
 DE Ali'ifua  
 LB Filiaga  
 LB Vigil  
 LB Fackrell  
 CB Davis  
 CB Hines  
 SS Evans  
 FS Floyd



Senior WR Hunter Sharp (4) caught a career-high 13 passes for a career-best 193 yards, including a career-high three touchdowns receptions from 41, 48 and 39 yards in Utah State's 35-28 loss at Air Force.

**USAF, Colo.** - Utah State's struggles on the road continued as Air Force used a surprising passing attack in a 35-28 victory against the Aggies on Nov. 14, 2015 at Falcon Stadium. The Falcons (7-3, 5-1 Mountain West) racked up 580 yards in beating the Aggies (5-5, 4-3). Senior QB Karson Roberts was 11-of-13 passing for 271 yards and one touchdown.

The loss spoiled a career day by Utah State's **Kent Myers**. The sophomore QB was 25-of-47 for 364 yards and four touchdowns. His completions, attempts, yards and touchdown passes were all career highs.

Myers' favorite target was senior WR **Hunter Sharp**, who caught 13 passes for 193 yards and three touchdowns, all career highs. Sharp's receptions are the most by an Aggie since **Kevin Curtis** also caught 13 passes against Middle Tennessee in 2002.

Junior LB **Nick Vigil** led the Aggies, who fell to 1-5 on the road this season, with 20 tackles, which is tied for the third-most stops by a Football Bowl Subdivision player this season.

Roberts' favorite target on the day was senior WR Jalen Robinette, who caught seven passes for a career-high 210 yards and a touchdown.

Trailing 35-28, Utah State got the ball at its own 25-yard line following a punt with 2:45 remaining in the game. Myers marched the Aggies down the field, picking up a key fourth-and-2 on a five-yard pass to Sharp that gave Utah State a first down at the Air Force 45.

The Aggies eventually moved the ball to the Falcons' 11-yard line, where they had it first-and-10. But that's where the drive stalled as Myers got sacked once and threw three incomplete passes. The final incompleteness was on fourth-and-17 from the 18.

After the Falcons forced the Aggies to go three-and-out on the game's opening possession, the two teams proceeded to trade touchdowns on the next four series.

Air Force got a 30-yard touchdown run from junior RB D.J. Johnson and a 1-yard score from junior RB Jacobi Owens. Myers and Sharp accounted for both of Utah State's touchdowns as the duo hooked up from 41 and 48 yards, respectively. The second of those touchdowns knotted the score up at 14-apiece at the end of the first quarter.

The Falcons took a 21-14 lead into halftime when Roberts scored on a 5-yard touchdown run with 40 seconds remaining in the second quarter.

Air Force opened up a two-touchdown lead less than two minutes into the second half as Roberts threw a 74-yard touchdown pass to Robinette, making it 28-14.

However, the Aggies pulled within 28-21 with 4:27 left in the third when Sharp turned a screen from Myers into a 39-yard touchdown.

The Falcons opened a 35-21 lead on Owens' second rushing touchdown of the game, this time from three yards out. Owens finished with 58 yards on 17 carries.

Utah State answered right back, though, and ended the third quarter with a bang as Myers threw a 44-yard touchdown pass to senior WR **Devonte Robinson** to pull the Aggies within seven again.

Air Force missed out on a golden opportunity to open up another two-score advantage early in the fourth quarter. Facing a fourth-and-1 play from the Aggies' 10-yard line, the Falcons elected to go for it, but Owens was stopped for no gain.

Redshirt freshman P **Aaron Dalton** punted seven times for an average of 50.3 yards, including a long of 57 and had two punts downed inside the 20-yard line.



Junior LB Nick Vigil (41) had a career-high 20 tackles, including 2.0 tackles for loss, against the Falcons.



## GAME NINE RECAP



November 7, 2015

UNIVERSITY STADIUM

### SCORING SUMMARY

	1	2	3	4	FINAL
Utah State	0	3	7	3	13
New Mexico	0	7	7	0	14

### Second Quarter

UNM - Hart-Johnson 86 yd pass from Jordan (Rogers kick, 8:59)  
 USU - Warren 25 yd FG, 6:10

### Third Quarter

UNM - McQuarley 3 yd run (Rogers kick, 13:20)  
 USU - Rodriguez 24 yd pass from Myers (Warren kick, 5:55)

### Fourth Quarter

USU - Warren 41 yd FG, 11:47  
 Attendance: 19,886

### TEAM STATISTICS

	USU	UNM
First Downs	13	10
Rushing	78	132
Passing	216	104
Total Offense	294	236
Fumbles: Number-Lost	2-2	2-0
Penalties: Number-Yards	2-8	7-67
Punts-Yards/Avg.	6-279/46.5	9-366/40.7
Punt returns: No-Yds-TD/Avg.	5-16-0/3.2	2-7-0/3.5
Kickoff Returns: No-Yds-TD/Avg.	1-56-0/56.0	3-62-0/20.7
Interceptions: No-Yds-TD	1-44-0	0-0-0
Fumble Returns: No-Yds-TD	0-0-0	2-0-0
Possession Time	28:46	31:14
Third-Down Conversions	4-of-15	2-of-14

### INDIVIDUAL RUSHING

**USU:** Mays 17-29; Hobbs 4-28; Fox 1-11; Myers 11-8; Hunt 2-6; Keeton 1-1; Hervey 1-(-5)  
**UNM:** Gipson 18-86; L. Jordan 11-45; Presley 7-20; McQuarley 2-9; Chestnut 2-4; R. Jordan 1-1; Apodoca 4-(-18)

### INDIVIDUAL PASSING (A-C-I, Yds, TD)

**USU:** Myers 24-13-0, 213, 1; Keeton 1-1-0, 3, 0  
**UNM:** Jordan 5-2-0, 97, TD; Apodoca 5-2-1, 7, 0; Anaya 1-0-0, 0, 0; Rogers 1-0-0, 0, 0

### INDIVIDUAL RECEIVING

**USU:** Sharp 5-38; Hunt 2-67; Rodriguez 2-48, TD; Houston 2-31; Roberts 2-26; Swindall 1-6  
**UNM:** Gipson 2-15; Hart-Johnson 1-86, TD; Gamblin 1-3

**USU Punt Returns:** Rodriguez 5-16

**USU KO Returns:** Williams 1-56

**USU Interception Returns:** Centers 1-44

**USU Tackle Leaders:** Vigil 9, Filiaga 6, Fackrell 5, Hines 5, Moala 5

### UTAH STATE STARTERS

#### OFFENSE

LT Albrecht  
 LG Mosley  
 C Stephens  
 RG Fisilau  
 RT Simonich  
 WR Sharp  
 WR Roberson  
 TE Houston  
 TE Copier  
 RB Mays  
 QB Myers

#### DEFENSE

DE Nielsen  
 NG Moala  
 DE Ali'ifua  
 LB Fackrell  
 LB Filiaga  
 LB Vigil  
 CB Davis  
 CB Hines  
 CB Hayes  
 SS Evans  
 FS Centers



Sophomore QB Kent Myers (2) was 13-of-24 passing for 213 yards with one touchdown in Utah State's 14-13 loss at New Mexico. Myers also rushed for five yards on 10 carries against the Lobos.

**ALBUQUERQUE, N.M.** - Sophomore QB Kent Myers was 13-of-24 passing for 213 yards and a touchdown, but missed opportunities proved to be Utah State's undoing in a 14-13 loss at New Mexico on Nov. 7, 2015.

The Aggies (5-4, 4-2 Mountain West) had a golden opportunity to possibly win the game at the end, but junior PK Brock Warren's 41-yard field goal attempt was wide right with less than a minute remaining in the fourth quarter. Earlier in the fourth, he had hit a career-long 41-yarder to pull Utah State within 14-13.

Lobos quarterback Lamar Jordan was 2-of-5 passing for 97 yards and an 86-yard touchdown pass to Delane Hart-Johnson that gave New Mexico (5-4, 3-2) a 7-0 lead in the second quarter.

The Aggies lost two fumbles that the Lobos turned into seven points. Utah State also turned it over on downs two out of the first three times it touched the ball. On the game's opening possession, the Aggies had it second-and-goal from the New Mexico 2-yard line, but managed to gain just one yard as Myers threw an incomplete pass on fourth down.

A penalty with less than five minutes remaining in the game also proved costly for Utah State. Myers hit sophomore RB Lajuan Hunt out of the backfield on a screen pass that turned it into a 61-yard gain. However, the play was nullified due to a holding call on the Aggies, who eventually had to punt the ball away.

Hunt did finish with two catches for 67 yards, including a career-best 63-yard reception on a first-quarter screen. Senior WR Hunter Sharp had five catches for 38 yards for Utah State, which was held to 294 yards of offense, including a season-low 78 yards rushing.

Defensively, Utah State limited New Mexico to only 236 yards of offense and 10 first downs, both season-lows for the Lobos. Junior LB Nick Vigil had nine tackles, including 1.0 tackles for loss, to lead the Aggies, who had won two straight against UNM.

Playing in his first game back since suffering a knee injury against Boise State, senior NG David Moala recorded two tackles for loss, a sack and a forced fumble on back-to-back plays in the second quarter. Moala finished with five total tackles, to go along with his first career pass breakup.

Following a scoreless first quarter, New Mexico cracked the scoreboard on the 86-yard touchdown pass from Jordan to Hart-Johnson. It was the longest play from scrimmage allowed by the Aggies since a 92-yard touchdown run by Oklahoma in 2007. Utah State answered back on its ensuing possession courtesy of a 25-yard field goal by Warren.

The second half started promisingly for the Aggies as the defense forced the Lobos to go three-and-out on their first possession. However, junior WR Andrew Rodriguez fumbled the ensuing punt return and New Mexico recovered it at the USU 3-yard line.

One play later, the Lobos cashed in on the turnover when Richard McQuarley scored on a run right up the middle to give the hosts a 14-3 lead with 13:20 left in the third.

Utah State pulled within 14-10 with 5:55 remaining in the third when Rodriguez made a spectacular diving 24-yard touchdown catch in the end zone. It was the first touchdown reception of his career.

Following an interception by junior FS Devin Centers, who returned it 45 yards, the Aggies pulled even closer when Warren drilled his 41-yarder, making it 14-13 with 11:47 remaining.



Junior LB Nick Vigil (41) had nine tackles, including 1.0 tackle for loss, against the Lobos.







GAME EIGHT RECAP



October 30, 2015

MERLIN OLSEN FIELD AT MAVERIK STADIUM

SCORING SUMMARY

	1	2	3	4	FINAL
Wyoming	7	7	7	6	27
Utah State	14	16	7	21	58

First Quarter

USU - Houston 8 pass from Myers (Warren kick, 12:45)  
 WYO - Maulhardt 9 pass from Smith (Bailey kick, 7:02)  
 USU - Mays 11 run (Warren kick, 1:08)

Second Quarter

USU - Mays 2 run (Warren kick, 9:04)  
 WYO - Hill 47 run (Bailey kick, 6:54)  
 USU - Warren 22 yd field goal (1:39)  
 USU - Rocquemore 14 blocked punt return (Warren kick blocked, 00:34)

Third Quarter

USU - Myers 5 run (Warren kick, 10:09)  
 WYO - Smith 3 run (Bailey kick, 1:25)

Fourth Quarter

USU - Swindall 19 pass from Myers (Warren kick, 12:34)  
 USU - Houston 25 pass from Myers (Warren kick, 9:52)  
 USU - Colston-Green 34 pass from Hobbs (Warren kick, 6:34)  
 WYO - Maulhardt 8 pass from Smith (Bailey kick failed, 00:16)  
 Attendance: 20,964

TEAM STATISTICS

	UW	USU
First Downs	22	34
Rushing	270	296
Passing	83	296
Total Offense	353	592
Fumbles: Number-Lost	0-0	1-1
Penalties: Number-Yards	4-33	3-25
Punts-Yards/Avg.	6-186/31.0	1-38/38.0
Punt returns: No-Yds-TD/Avg.	0-0-0/0.0	3-49-0/16.3
Kickoff Returns: No-Yds-TD/Avg.	3-73-0/24.3	3-43-0/14.3
Interceptions: No-Yds-TD	0-0-0	0-0-0
Fumble Returns: No-Yds-TD	0-0-0	0-0-0
Possession Time	33:05	26:55
Third-Down Conversions	4-of-13	3-of-6

INDIVIDUAL RUSHING

WYO: Hill 26-201 TD; Smith 19-53 TD; Overstreet 3-13; Tapscott 1-3  
 USU: Mays 22-176 2TD; Myers 11-48 TD; Lindsey 3-39; Hervey 3-14; Williams 1-12; Hunt 2-5; Hobbs 1-2

INDIVIDUAL PASSING (A-C-I, Yds, TD)

WYO: Smith 18-10-0, 83, 2  
 USU: Myers 17-14-0, 246, 3; Hobbs 2-2-0, 50, 1

INDIVIDUAL RECEIVING

WYO: Maulhardt 4-30 2TD; Price 2-16; Murphy 1-17; Parker 1-16  
 USU: Houston 4-66 2TD; Swindall 3-50 TD; Roberts 3-27; Colston-Green 2-54 TD; Copler 1-35; Rodriguez 1-25; Sharp 1-23; Van Leeuwen 1-16

USU Punt Returns: Rodriguez 2-17; Carmen 1-18  
 USU KO Returns: Williams 1-24; Davis 1-17; Horne 1-2  
 USU Interception Returns: None  
 USU Tackle Leaders: Vigil 13; Evans 7; Green 6; Fillaga 6, Fackrell 6

UTAH STATE STARTERS

OFFENSE	DEFENSE
LT Albrecht	DE Nielsen
LG Mosley	NG Taylor
C Stephens	DE Taufa
RG Fislau	LB Fackrell
RT Simonich	LB Fillaga
TE Houston	LB Vigil
TE Copier	LB Green
WR Roberts	CB Davis
WR Sharp	CB Hines
RB Mays	SS Evans
QB Myers	FS Floyd



Sophomore QB Kent Myers (2) was 14-of-17 passing for 246 yards to go along with a career-high tying three touchdown passes in Utah State's 58-27 home win against Wyoming. Myers also rushed for 48 yards on 11 carries against the Cowboys, including a 5-yard touchdown run.

LOGAN, Utah - Junior RB Devante Mays rushed for a career-high 176 yards and two touchdowns on 22 carries as Utah State bounced back from its first Mountain West loss of the season with a 58-27 victory against Wyoming on Oct. 30, 2015 on Merlin Olsen Field at Maverik Stadium.

Sophomore QB Kent Myers completed his first 10 passes of the game and finished 14-of-17 for 246 yards and a career-high-tying three touchdowns for Utah State (5-3, 4-1 MW), which defeated Wyoming (1-8, 1-4) for the fourth straight time.

Sophomore RB Brian Hill finished with 201 yards rushing and one touchdown on 26 carries for the Cowboys, who lost for the second time in a row.

The Aggies, who were held to just 239 yards in a 48-14 loss at San Diego State last weekend, finished with 592 yards (296 rushing and 296 passing) of total offense against Wyoming, its most since gaining 646 yards against Louisiana Tech in 2012 and the 14th-most in school history.

Wyatt Houston had his best game as an Aggie. The junior TE caught a career-high-tying four passes for a career-best 66 yards and a career-high two touchdowns, the final a 25-yarder with 9:52 left in the game that gave Utah State a 51-21 lead.

Junior LB Nick Vigil led the Aggies' defensive effort as he recorded 13 tackles, including 1.0 tackles for loss. Senior SS Marwin Evans added seven tackles, to go along with a career-high two pass breakups.

The Aggies scored points every time they touched the ball in the first half as Mays scored on runs of 11 and 2 yards, respectively, while Houston caught an 8-yard touchdown pass from Myers. In addition, junior PK Brock Warren booted a 22-yard field goal.

Of Utah State's 11 offensive possessions on the night, seven ended with a touchdown and one ended with a field goal. The Aggies only punted once on the night.

Utah State capped the first-half scoring when junior LB Brock Carmen blocked a punt, which redshirt freshman FS Jontrell Rocquemore recovered in the end zone to give the hosts a 30-14 lead at the break. It was Rocquemore's second touchdown of the season as he also returned a fumble 97 yards for a score at Washington on Sept. 19.

Wyoming's two touchdowns during the first 30 minutes of action came courtesy of a 9-yard pass from redshirt freshman QB Nick Smith to junior WR Jake Maulhardt and a 47-yard run by Hill that pulled the Cowboys within 21-14 with 6:54 left in the second quarter.

Maulhardt finished with four catches for 30 yards and two touchdowns. Smith was 10-of-18 for 83 yards and the two touchdowns.

Utah State also scored on its first possession of the second half when Myers scored on a 5-yard touchdown run, making it 37-14 with 10:09 remaining in the third.

Senior WR Brandon Swindall gave the Aggies a 44-21 lead early in the fourth quarter when he hauled in a 19-yard touchdown pass from Myers. Swindall finished with three catches for 50 yards.

Utah State's final touchdown came on a 34-yard pass from sophomore QB Damion Hobbs to sophomore WR Jaren Colston-Green, making it 58-21 with 6:34 remaining. Colston-Green caught his first two career passes as an Aggie for 50 yards.

Wyoming added a late touchdown when Maulhardt caught an 8-yard pass from Smith with just 16 seconds to go.



Junior RB Devante Mays (32) rushed for a career-high 176 yards on a career-best 22 carries, and scored a pair of touchdowns, against the Cowboys.





## GAME SEVEN RECAP



October 23, 2015

QUALCOMM STADIUM

### SCORING SUMMARY

	1	2	3	4	FINAL
Utah State	0	7	7	0	14
San Diego State	17	17	0	14	48

### First Quarter

SDSU - Holder 15 yd pass from Smith (Hageman kick, 9:35)  
 SDSU - Smith 1 yd run (Hageman kick, 8:52)  
 SDSU - Hageman 41 yd FG, 2:53

### Second Quarter

SDSU - Pumphrey 4 yd run (Hageman kick, 6:51)  
 USU - Sharp 45 yd pass from Myers (Warren kick, 5:14)  
 SDSU - Pumphrey 62 yd run (Hageman kick, 4:36)  
 SDSU - Hageman 21 yd FG, 1:29

### Third Quarter

USU - Mays 26 yd run (Warren kick, 12:17)

### Fourth Quarter

SDSU - Price 1 yd run (Hageman kick, 8:47)  
 SDSU - Penny 7 yd run (Hageman kick, 5:04)  
*Attendance: 30,540*

### TEAM STATISTICS

	USU	SDSU
First Downs	16	19
Rushing	144	336
Passing	95	93
Total Offense	239	429
Fumbles: Number-Lost	4-3	2-0
Penalties: Number-Yards	5-55	6-60
Punts-Yards/Avg.	6-260/43.3	5-179/35.8
Punt returns: No-Yds-TD/Avg.	2-7-0/3.5	0-0-0/0.0
Kickoff Returns: No-Yds-TD/Avg.	4-88-0/22.0	2-43-0/21.5
Interceptions: No-Yds-TD	0-0-0	1-8-0
Fumble Returns: No-Yds-TD	0-0-0	0-0-0
Possession Time	22:45	37:15
Third-Down Conversions	3-of-11	8-of-16

### INDIVIDUAL RUSHING

**USU:** Mays 15-88 TD; Myers 11-22; Hervey 4-18; Hunt 6-16  
**SDSU:** Pumphrey 23-181 2TD; Price 21-97 TD; Penny 10-38 TD; Gordon 3-18; Stamps 2-9; Smith 2-(-7) TD

### INDIVIDUAL PASSING (A-C-I, Yds, TD)

**USU:** Myers 19-8-1, 93, 1; Hobbs 1-1-0, 2, 0  
**SDSU:** Smith 10-6-0, 93, 1

### INDIVIDUAL RECEIVING

**USU:** Sharp 4-63 TD; Roberts 1-11; Hunt 1-11; Williams 1-5; Rodriguez 1-3; Lindsey 1-2  
**SDSU:** Hazely 3-35; Gordon 1-34; Holder 1-18 TD; Judge 1-6

**USU Punt Returns:** Rodriguez 1-4; Davis 1-3

**USU KO Returns:** Williams 2-56; Davis 2-32

**USU Interception Returns:** None

**USU Tackle Leaders:** Fackrell 10, Vigil 10, Nielsen 9, Floyd 7, Evans 7, Filiaga 7

### UTAH STATE STARTERS

#### OFFENSE

LT Albrecht  
 LG Mosley  
 C Stephens  
 RG Fisilau  
 RT Simonich  
 WR Sharp  
 WR Robinson  
 WR Rodriguez  
 WR Roberts  
 RB Mays  
 QB Myers

#### DEFENSE

DE Nielsen  
 NG Taylor  
 DE All'ifua  
 LB Fackrell  
 LB Filiaga  
 LB Vigil  
 CB Davis  
 CB Hines  
 FS Green  
 SS Evans  
 FS Centers



*Sophomore QB Kent Myers (2) was 8-of-19 passing for 93 yards with one touchdown and one interception in Utah State's 48-14 loss at San Diego State. Myers also rushed for 22 yards on 11 carries against the Aztecs.*

**SAN DIEGO, Calif.** - Utah State junior RB **Devante Mays** rushed for 88 yards and a touchdown on a career-high 15 carries, but it still wasn't enough in a 48-14 loss to San Diego State on Oct. 23, 2015 at Qualcomm Stadium.

Aztecs junior RB Donnel Pumphrey rushed for 181 yards and two touchdowns on 23 carries against the Aggies, who had a difficult time stopping the run without the services of senior starting NG **David Moala**, who missed his first game of the season due to an injury suffered against Boise State a week ago.

Both teams came into the game unbeaten in Mountain West play and leading their respective division with a 3-0 league mark, but the Aztecs took control early and never looked back en route to defeating the Aggies for the ninth straight time, including eighth consecutive time at home.

San Diego State (5-3, 4-0 MW) scored on six straight possessions in the first half and finished with 429 yards of total offense, compared to just 239 by Utah State (4-3, 3-1). The Aggies committed four turnovers, which the Aztecs turned into 17 first-half points. Conversely, Utah State did not force a turnover for the third time this year after forcing 18 turnovers in its last four games.

Chase Price nearly gave San Diego State a second 100-yard rusher in the game as the senior RB rushed for 97 yards and a touchdown on 21 carries. The Aztecs rushed for 336 yards and five touchdowns on 61 carries (5.5 ypc).

Senior WR **Hunter Sharp** scored the Aggies' other touchdown on a 45-yard pass from sophomore QB **Kent Myers** in the second quarter. Sharp finished with four catches for 63 yards, while Myers completed 8-of-19 passes for 93 yards with one touchdown and one interception.

San Diego State scored the first 24 points of the game and never looked back. After the two teams traded punts to begin the game, the Aztecs scored on their second series when senior QB Maxwell Smith threw an 18-yard touchdown pass to sophomore WR Mikah Halder to make it 7-0 with 9:35 left in the first quarter.

Less than a minute later, San Diego State was on the board again. Following a fumble recovery by junior LB Calvin Munson at the Utah State 14-yard line, the Aztecs needed just two plays to find the end zone as Smith scored on a 1-yard run for a 14-0 lead.

San Diego State made it 17-0 late in the first courtesy of a 41-yard field goal by Donny Hageman. The senior placekicker was also good from 21 yards out with 1:29 left in the opening half to give the Aztecs a commanding 34-7 lead at the break.

Pumphrey scored on touchdown runs of 4 and 62 yards, respectively, in the second quarter. The second one came right after Sharp's 45-yard touchdown pass from Myers that pulled the Aggies within 24-7 with 5:14 remaining until halftime.

Utah State took the second-half kickoff and went 65 yards in six plays, capped by a 26-yard touchdown run by Mays to pull within 34-14.

San Diego State tacked on two more touchdowns in the fourth quarter courtesy of a 1-yard run by Price and a 7-yard run by sophomore RB Rashaad Penny.

Senior LB **Kyler Fackrell** and junior LB **Nick Vigil** led Utah State's defensive effort with 10 tackles apiece, while senior DE **Jordan Nielsen** added a career-best nine stops.



*Junior LB Nick Vigil (41) had 10 tackles against the Aztecs.*





GAME SIX RECAP



October 16, 2015

MERLIN OLSEN FIELD AT MAVERIK STADIUM

SCORING SUMMARY

	1	2	3	4	FINAL
Boise State	3	7	7	9	26
Utah State	17	28	7	0	52

First Quarter

BSU - Rausa 46 yd field goal (12:36)  
 USU - Houston 2 pass from Myers (Warren kick, 7:33)  
 USU - Thompson 52 yd field goal (Warren kick, 3:22)  
 USU - Sharp 10 pass from Myers (Warren kick, 00:54)

Second Quarter

USU - Hunt 4 run (Warren kick, 14:29)  
 BSU - Young 1 run (Rausa kick, 3:12)  
 USU - Myers 39 run (Warren kick, 1:25)  
 USU - Sharp 21 pass from Myers (Warren kick, 1:05)  
 USU - Evans 90 interception return (Warren kick, 00:00)

Third Quarter

BSU - Demas 3 run (Rausa kick, 3:02)  
 USU - Mays 1 run (Warren kick, 00:22)

Fourth Quarter

BSU - Rausa 41 yd field goal (13:31)  
 BSU - Young 1 run (pass failed, 8:09)

Attendance: 22,509

TEAM STATISTICS

	BSU	USU
First Downs	20	15
Rushing	34	177
Passing	299	157
Total Offense	333	334
Fumbles: Number-Lost	5-5	1-1
Penalties: Number-Yards	3-30	11-104
Punts-Yards/Avg.	3-125/41.7	7-282/40.3
Punt returns: No-Yds-TD/Avg.	2-39-0/19.5	1-8-0/8.0
Kickoff Returns: No-Yds-TD/Avg.	1-16-0/16.0	2-27-0/13.5
Interceptions: No-Yds-TD	0-0-0	3-115-1
Fumble Returns: No-Yds-TD	0-0-0	0-0-0
Possession Time	24:15	35:45
Third-Down Conversions	5-of-16	5-of-16

INDIVIDUAL RUSHING

BSU: Young 20-60 2TD; Demas 6-19 TD  
 USU: Myers 14-63 TD; Mays 11-63 TD; Hobbs 6-21; Hunt 8-18 TD; Sharp 4-12

INDIVIDUAL PASSING (A-C-I, Yds, TD)

BSU: Rypien 50-25-3, 299, 0  
 USU: Myers 24-17-0, 157, 3

INDIVIDUAL RECEIVING

BSU: Sperbeck 6-156; Anderson 5-50; Williams-Rhodes 5-38  
 USU: Sharp 7-42 2TD; Hunt 2-51; Swindall 2-26; Rodriguez 2-15; Robinson 2-12; Houston 2-11 TD

USU Punt Returns: Rodriguez 1-8

USU KO Returns: Sharp 1-18; Larsen 1-9

USU Interception Returns: Evans 1-90 TD; Davis 1-16; Green 1-9

USU Tackle Leaders: Vigil 14; Fackrell 11; Davis 7; Nielsen 6

UTAH STATE STARTERS

OFFENSE		DEFENSE	
LT	Albrecht	DE	Nielsen
LG	Mosley	NG	Moala
C	Stephens	DE	All'ifua
RG	Fisilau	LB	Fackrell
RT	Simonich	LB	Filiaga
TE	Houston	LB	Vigil
WR	Robinson	CB	Davis
WR	Rodriguez	CB	Hayes
WR	Sharp	CB	Hines
RB	Hunt	SS	Evans
QB	Myers	FS	Centers



Sophomore QB Kent Myers (2) was 17-of-24 passing for 157 yards to go along with a career-high tying three touchdown passes in Utah State's 52-26 win against No. 21 Boise State. Myers also rushed for a team-best 63 yards on 14 carries against the Broncos, including a 39-yard touchdown run.

LOGAN, Utah - Behind a stellar defensive showing, Utah State remained undefeated in Mountain West play as it rolled to a 52-26 victory over 21st-ranked Boise State on Oct. 16, 2015 on Merlin Olsen Field at Maverik Stadium.

The Aggies (4-2, 3-0 MW) forced a school-record tying eight turnovers, including seven in the first half, with five interceptions and three fumbles, turning them into 35 points.

This was the Aggies' first home win against an Associated Press-ranked team since defeating No. 25 Fresno State 20-19 in 1991. However, USU is 3-3 against top-25 opponents over the past three years under head coach Matt Wells.

Sophomore QB Kent Myers completed 17-of-24 passes for 157 yards and a career-high-tying three touchdowns as the Aggies extended their home winning streak to 12 in a row. Myers also tied for the team high in rushing with 63 yards and a score on 14 carries.

Redshirt senior RB Kelsey Young rushed for 60 yards and two touchdowns on 20 carries for Boise State (5-2, 2-1), while freshman QB Brett Rypien completed 25-of-50 passes for 299 yards and three interceptions.

Junior RB Devante Mays also rushed for 63 yards and a touchdown for the Aggies, who outgained the Broncos 334 to 333. Senior WR Hunter Sharp caught seven passes for 42 yards and two touchdowns to help Utah State snap a 12-game losing streak to Boise State dating back to the 1997 season.

Junior LB Nick Vigil led the Aggies on defense with 14 tackles, including 2.0 sacks and 2.5 tackles for loss. He also had two quarterback hurries, a fumble recovery and forced fumble. Senior LB Kyler Fackrell added 11 tackles, including 2.5 tackles for loss, two fumble recoveries, two quarterback hurries and a forced fumble.

The Broncos, who were the last team to defeat the Aggies at Maverik Stadium (34-23 on Oct. 12, 2013), struck first courtesy of a 46-yard field goal by junior PK Tyler Rausa.

Utah State answered as Myers threw a 2-yard touchdown pass to junior TE Wyatt Houston on fourth down, giving the Aggies a 7-3 lead with 7:33 left in the quarter. The score was set up by a career-long 51-yard reception by sophomore RB LaJuan Hunt.

The Aggies made it 10-3 the very next time they touched the ball as junior PK Jake Thompson drilled a career-long tying 52-yard field goal with 3:22 remaining in the first quarter.

Utah State's defense set up the next two scores. A fumble recovery by Fackrell turned into a 10-yard touchdown pass from Myers to Sharp, making it 17-3 late in the first. On Boise State's next possession, senior DE Jordan Nielsen recovered a fumble at the Broncos' 15. Four plays later, Hunt scored from four yards out to give Utah State a 24-3 lead early in the second quarter.

Following a 1-yard touchdown run by Young, Utah State scored 21 points in the final

1:25 of the first half, capped by a 90-yard interception return by senior SS Marwin Evans. The defense, again, set up the other two scores as Vigil and senior CB Bryant Hayes each recovered a fumble. Myers then turned the turnovers into a 39-yard touchdown run and a 21-yard touchdown pass to Sharp.

The Aggies and Broncos traded touchdowns in the third quarter as Mays scored on a 1-yard run to give the hosts a 52-17 lead at the end of the quarter.

Sophomore CB Jalen Davis and senior LB Torrey Green also had interceptions for the Aggies and USU finished with 10.0 tackles for loss and 4.0 sacks.



Junior LB Nick Vigil (41) had 14 tackles, which included 2.0 sacks and 2.5 tackles for loss against Boise State. Vigil also forced a fumble and recovered a fumble against the Broncos, and added two quarterback hurries.





## GAME FIVE RECAP



October 10, 2015

**BULLDOG STADIUM**

### SCORING SUMMARY

	1	2	3	4	FINAL
Utah State	7	22	14	13	56
Fresno State	7	0	0	7	14

### First Quarter

USU - Hunt 15 yd run (Warren kick, 6:36)  
 FS - Jordan 21 yd pass from Anderson (Kroening kick, 00:59)

### Second Quarter

USU - Mays 5 yd run (Warren kick, 10:04)  
 USU - Hunt 3 yd run (Warren kick failed, 7:45)  
 USU - Team safety (2:26)  
 USU - Robinson 44 yd pass from Myers (Warren kick, 00:58)

### Third Quarter

USU - Mays 41 yd run (Warren kick, 11:53)  
 USU - Mays 23 yd run (Warren kick, 5:43)

### Fourth Quarter

FS - Waller 1 yd run (Kroening kick, 14:57)  
 USU - Hobbs 5 yd run (Warren kick, 8:20)  
 USU - Hervey 5 yd run (Warren kick failed, 2:33)  
*Attendance: 30,540*

### TEAM STATISTICS

	USU	FS
First Downs	21	10
Rushing	201	82
Passing	281	112
Total Offense	482	194
Fumbles: Number-Lost	1-1	2-0
Penalties: Number-Yards	7-59	5-30
Punts-Yards/Avg.	6-252/42.0	6-183/30.5
Punt returns: No-Yds-TD/Avg.	4-6-0/1.5	1-6-0/6.0
Kickoff Returns: No-Yds-TD/Avg.	2-36-0/18.0	4-85-0/21.2
Interceptions: No-Yds-TD	3-14-0	0-0-0
Fumble Returns: No-Yds-TD	0-0-0	0-0-0
Possession Time	31:41	28:19
Third-Down Conversions	8-of-15	3-of-14

### INDIVIDUAL RUSHING

**USU:** Mays 9-92 3TD; Hobbs 4-50 TD; Hunt 12-41 2TD; Hervey 6-20 TD; Lindsey 4-16; Williams 1-3; Sharp 1-1; Myers 5-(-10)  
**FS:** Waller 26-70 TD; Micenheimer 4-14; Garrison 2-5; Jordan 1-5; Anderson 9-(-12)

### INDIVIDUAL PASSING (A-C-I, Yds, TD)

**USU:** Myers 25-18-0, 260, 1; Hobbs 2-1-0, 21, 0  
**FS:** 20-10-3, 112, 1

### INDIVIDUAL RECEIVING

**USU:** Sharp 6-99; Robinson 4-80 TD; Hunt 4-14; Houston 2-39; Fox 1-21; Rodriguez 1-14; Swindall 1-14  
**FS:** Jordan 5-44 TD; Scott 2-56; Johnson 1-5; Riddering 1-4; Olsen 1-3

**USU Punt Returns:** Sharp 2-(-18); Rodriguez 1-6; Hayes 1-18

**USU KO Returns:** Davis 1-19; Williams 1-17

**USU Interception Returns:** Carmen 1-19; Centers 1-(-5); Painter 1-0

**USU Tackle Leaders:** Vigil 9; Moala 4; Nielsen 4; Fackrell 4; Rocquemore 4

### UTAH STATE STARTERS

OFFENSE		DEFENSE	
LT	Albrecht	DE	Nielsen
LG	Mosely	NG	Moala
C	Stephens	DE	Ali'ifua
RG	Fisilau	LB	Fackrell
RT	Simonich	LB	Filiaga
TE	Houston	LB	Vigil
TE	Togiai	CB	Davis
WR	Sharp	CB	Hines
WR	Swindall	CB	Gray
RB	Hunt	SS	Evans
QB	Myers	FS	Centers



**Junior RB Devante Mays (32) rushed for a career-high 92 yards on just nine carries, and scored a career-best three touchdowns, in Utah State's 56-14 road win at Fresno State. Mays had touchdown runs of 5, 41 and 23 yards against the Bulldogs.**

**FRESNO, Calif.** - Junior **Devante Mays** rushed for a career-high 92 yards and three touchdowns, while sophomore **LaJuan Hunt** added two scores, to lead Utah State to a 56-14 victory against Fresno State on Oct. 10, 2015 at Bulldog Stadium.

The two running backs combined for 133 yards rushing and five scores as the Aggies (3-2, 2-0 Mountain West) won their second straight game and racked up a season-high 482 yards of total offense, including 201 on the ground.

Utah State had seven total rushing touchdowns on the night as sophomore QB **Damion Hobbs** and redshirt freshman RB **Justen Hervey** each had a 5-yard score in the fourth quarter to give the Aggies their final margin of victory.

Sophomore QB **Kent Myers** was 18-of-25 passing for a career-best 260 yards and one touchdown for Utah State, which snapped a six-game losing streak to the Bulldogs (1-5, 0-2). The Aggies also ended a seven-game road losing streak in the series.

Senior WR **Hunter Sharp** caught six passes for 99 yards and fellow senior WR **Devonte Robinson** added four receptions for 80 yards, including a 44-yard touchdown that gave the Aggies a 29-7 lead at halftime.

Junior LB **Nick Vigil** led Utah State's defensive effort with nine tackles and a forced fumble. The Aggies finished with 5.0 sacks as part of their 10.0 tackles for loss on the night.

Fresno State's Kilton Anderson was 10-of-23 passing for 112 yards with one touchdown and three interceptions. Senior Marteze Waller had 26 carries for 70 yards and a score.

After Fresno State tied it at 7-all, the Aggies moved in front for good on a 5-yard touchdown run by Mays to make it 14-7 with 10:04 remaining in the second quarter. It was the first touchdown of his Aggie career.

Utah State continued to pour it on as Hunt scored on a 3-yard touchdown run, followed by a safety when senior SS **Marwin Evans** sacked Anderson in the end zone, knocking the ball loose in the process. The Aggies tried to jump on the ball for a touchdown, but knocked it out of the back of the end zone for a safety and 22-7 advantage.

The Aggies weren't done, though, as Robinson hauled in the long touchdown pass from Myers with just 58 seconds left in the opening half.

Mays scored on third-quarter touchdown runs of 41 and 23 yards, respectively, to give Utah State a 43-7 lead as USU scored 36 unanswered points.

Former Fresno State LB **Brock Carmen** set up Hobbs' first career rushing touchdown when he intercepted a pass and returned it 19 yards to the Bulldogs' 9-yard line.

Hervey capped the scoring with his 5-yard run following a diving interception by junior CB **Jentz Painter**.

Utah State struck first when Hunt scored on a 15-yard touchdown run, making it 7-0 with 6:36 remaining in the opening quarter. Sharp set up the score when he caught a 43-yard pass from Myers on third-and-15.

However, Fresno State pulled even just before the end of the quarter. After the Bulldogs recovered a muffed punt by the Aggies, Anderson threw a 21-yard touchdown pass to redshirt freshman Jamire Jordan four plays later to make it 7-7.

Utah State's defense forced a turnover on the game's very first play as junior FS **Devin Centers** intercepted a pass by Anderson deep down the middle.



**Junior LB Nick Vigil (41) had nine tackles, including 1.0 sacks and a forced fumble, against the Bulldogs.**







GAME FOUR RECAP



October 3, 2015

MERLIN OLSEN FIELD AT MAVERIK STADIUM

SCORING SUMMARY

	1	2	3	4	FINAL
Colorado State	3	7	0	8	18
Utah State	3	14	6	10	33

First Quarter

USU - Thompson 48 yd field goal (6:04)  
 CSU - Bryan 42 yd field goal (2:06)

Second Quarter

CSU - Higgins 16 pass from Stevens (Bryan kick, 12:46)  
 USU - Sharp 42 pass from Myers (Warren kick, 11:47)  
 USU - Myers 26 run (Warren kick, 00:56)

Third Quarter

USU - Warren 23 yd field goal (13:30)  
 USU - Warren 40 yd field goal (5:15)

Fourth Quarter

USU - Warren 34 yd field goal (13:36)  
 CSU - Stevens 15 run (Higgins pass from Stevens, 11:37)  
 USU - Hunt 33 yd run (Warren kick, 2:18)  
 Attendance: 22,059

TEAM STATISTICS

	CSU	USU
First Downs	24	21
Rushing	109	298
Passing	252	137
Total Offense	361	435
Fumbles: Number-Lost	3-2	0-0
Penalties: Number-Yards	12-110	12-125
Punts-Yards/Avg.	5-199/39.8	4-180/45.0
Punt returns: No-Yds-TD/Avg.	2-13-0/6.5	2-9-0/4.5
Kickoff Returns: No-Yds-TD/Avg.	3-58-0/19.3	3-46-0/15.3
Interceptions: No-Yds-TD	0-0-0	1-0-0
Fumble Returns: No-Yds-TD	0-0-0	2-12-0
Possession Time	25:57	34:03
Third-Down Conversions	6-of-17	2-of-11

INDIVIDUAL RUSHING

CSU: Oden 13-55; Dawkins 10-39; Stevens 6-24 TD; Higgins 1-1  
 USU: Myers 16-191 TD; Mays 10-60; Hunt 13-37 TD

INDIVIDUAL PASSING (A-C-I, Yds, TD)

CSU: Stevens 46-21-1, 252, 1  
 USU: Myers 21-12-0, 137, 1

INDIVIDUAL RECEIVING

CSU: Higgins 10-114 TD; Williams 4-71; Hansley 3-23  
 USU: Sharp 4-63 TD; Robinson 2-22; Hunt 2-15; Raymond 1-22;  
 Swindall 1-5

USU Punt Returns: Sharp 2-9

USU KO Returns: Sharp 2-28; Davis 1-18

USU Interception Returns: Davis 1-0

USU Tackle Leaders: Filiaga 10, Vigil 9, Evans 8, Centers 7, Fackrell 6

UTAH STATE STARTERS

OFFENSE	DEFENSE
LT Albrecht	DE Nielsen
LG Wysocki	NG Moala
C Stephens	DE Ali'ifua
RG Fisilau	LB Fackrell
RT Simonich	LB Filiaga
TE Houston	LB Vigil
WR Robinson	CB Davis
WR Rodriguez	CB Floyd
WR Sharp	CB Hines
RB Hunt	SS Evans
QB Myers	FS Centers



Sophomore QB Kent Myers (2) rushed for a career-high 191 yards on a career-best 16 carries, including a 25-yard touchdown run, in Utah State's 33-18 Homecoming win against Colorado State. Myers was also 12-of-21 passing for 137 yards with one touchdown against the Rams.

LOGAN, Utah - Sophomore Kent Myers set a single-game rushing record for a quarterback at Utah State with 191 yards in a 33-18 Homecoming victory against Colorado State on Oct. 3, 2015 at Merlin Olsen Field at Maverik Stadium.

Myers, making his first start of the season, carried the ball a career-high 16 times and averaged a stellar 11.9 yards per rush to help the Aggies (2-2, 1-0 Mountain West) snap a two-game losing streak. He broke the old record of 121 yards, which was held by Tony Adams and redshirt senior QB Chuckie Keeton, who missed his first game since injuring his knee against Washington.

Myers' 26-yard touchdown run with 56 seconds left in the second quarter gave Utah State the lead for good at 17-10. One play earlier, he rushed for 34 yards on third-and-4 from the Colorado State 45-yard line.

Sophomore QB Nick Stevens was 21-of-46 for 252 yards with one touchdown and one interception for the Rams (2-3, 0-1). Stevens' favorite target on the night was junior WR Rashard Higgins, who caught 10 passes for 114 yards, including a 16-yard touchdown early in the second quarter that gave Colorado State a 10-3 lead.

Myers, who improved to 6-1 as the Aggies' starter, was 12-of-21 for 137 yards and a touchdown in the passing department. Senior WR Hunter Sharp led Utah State with four catches for 63 yards and a touchdown, a 42-yarder that tied the score at 10-all with 11:47 left in the second quarter.

The Aggies recorded a season-high 435 yards of total offense, including 298 yards on the ground. Junior RB Devante Mays had 10 carries for 60 yards, both career highs, while sophomore RB LaJuan Hunt scored on a 33-yard touchdown run, one of eight explosive plays Utah State had on the night.

After falling behind 10-3, the Aggies scored 23 unanswered points to move in front for good.

Senior LB LT Filiaga led Utah State with 10 tackles, while junior LB Nick Vigil added nine stops and a career-best two pass breakups. Senior LB Kyle Fackrell had an unforgettable Homecoming night as he recorded six tackles, including a career-best 3.0 tackles for loss and 1.0 sacks, to go along with a fumble recovery that he returned 12 yards and an eye-popping six quarterback hurries, which doubled his previous career high.

Utah State's defense forced three turnovers on the night as senior DE Jordan Nielsen recovered a fumble and sophomore CB Jalen Davis intercepted a pass in the end zone.

Special teams play also shined for the Aggies, who were a perfect 4-for-4 on field goal

attempts. Junior PK Jake Thompson opened the game's scoring with a 48-yard field goal, while fellow junior PK Brock Warren made all three of his tries from 23, 40 and 34 yards, respectively. In addition, redshirt freshman P Aaron Dalton punted four times for an average of 45.0 yards, including a career-best 58-yarder.

After Utah State opened its largest lead of the night, 26-10, following Warren's third field goal early in the fourth quarter, Colorado State pulled within 26-18 with 11:37 to go following a 15-yard touchdown run by Stevens and successful two-point conversion.

However, Hunt's 33-yard touchdown run with 2:18 remaining gave the Aggies their final margin of victory.



Senior LB Kyle Fackrell (9) had a career-high 3.0 tackles for loss to go along with 1.0 sack as part of his six tackles against the Rams, while adding a career-high six quarterback hurries and a fumble recovery.



## GAME THREE RECAP



September 19, 2015

HUSKY STADIUM

### SCORING SUMMARY

	1	2	3	4	FINAL
Utah State	0	10	0	7	17
Washington	3	14	14	0	31

### First Quarter

UW - Van Winkle 48 yd FG (2:21)

### Second Quarter

UW - Washington 81 yd pass from Browning (Van Winkle kick, 13:51)

USU - Warren 22 yd FG (10:31)

UW - Vizcaino 2 yd run (Vizcaino kick, 4:20)

USU - Moala 1 yd run (Warren kick, 00:45)

### Third Quarter

UW - Washington 33 yd pass from Browning (Van Winkle kick, 9:49)

UW - Sample 3 yd pass from Browning (Van Winkle kick, 4:56)

### Fourth Quarter

USU - Rocquemore 97 yd fumble return (9:47)

Attendance: 59,464

### TEAM STATISTICS

	USU	UW
First Downs	13	20
Rushing	83	74
Passing	171	368
Total Offense	254	442
Fumbles: Number-Lost	1-0	2-2
Penalties: Number-Yards	5-25	3-38
Punts-Yards/Avg.	4-139/34.8	2-105/52.5
Punt returns: No-Yds-TD/Avg.	1-(-1)-0/-1.0	0-0-0/0.0
Kickoff Returns: No-Yds-TD/Avg.	3-98-0/32.7	3-61-0/20.3
Interceptions: No-Yds-TD	1-0-0	2-96-0
Fumble Returns: No-Yds-TD	2-104-1	0-0-0
Possession Time	27:12	32:48
Third-Down Conversions	5-of-15	6-of-12

### INDIVIDUAL RUSHING

**USU:** Hunt 13-40; Keeton 5-22; Mays 6-22; Hobbs 2-3; Moala 1-1 TD

**UW:** Gaskin 15-42; Lindquist 7-16; McClatcher 1-9; Mickens 2-4

### INDIVIDUAL PASSING (A-C-I, Yds, TD)

**USU:** Keeton 33-17-2, 171, 0

**UW:** Browning 31-22-1, 368, 3

### INDIVIDUAL RECEIVING

**USU:** Sharp 6-74; Rodriguez 4-22; Hunt 3-29; Raymond 1-19; Van Leeuwen 1-14; Williams 1-9; Robinson 1-4

**UW:** Washington 5-131 2TD; Daniels 4-75; Mickens 4-74; Lenius 4-54

**USU Punt Returns:** Sharp 1-(-1)

**USU KO Returns:** Sharp 2-78

**USU Interception Returns:** Centers 1-0

**USU Tackle Leaders:** Vigil 9; Green 7; Hines 7; Filiaga 7

### UTAH STATE STARTERS

#### OFFENSE

LT	Albrecht
LG	Wysocki
C	Stephens
RG	Fislaui
RT	Simonich
TE	Houston
WR	Robinson
WR	Van Leeuwen
WR	Mays
RB	Hunt
QB	Keeton

#### DEFENSE

DE	Nielsen
NG	Moala
DE	All'ifua
LB	Fackrell
LB	Filiaga
LB	Vigil
CB	Davis
CB	Floyd
CB	Gray
SS	Evans
FS	Centers



Senior WR Hunter Sharp (4) caught six passes for 74 yards in Utah State's 31-17 road loss at Washington. Sharp also returned two kickoffs for 78 yards, including a career-long return of 60 yards, and added one punt return for minus three yards.

**SEATTLE, Wash.** - Washington scored the first 10 points of the game and Utah State could never recover as the Huskies cruised to a 31-17 victory on Sept. 19, 2015 in front of an announced crowd of 59,464 at Husky Stadium.

Freshman QB Jake Browning completed 22-of-31 passes for 368 yards with three touchdowns and one interception for Washington (2-1), which racked up 442 yards of total offense against the Aggies (1-2).

Redshirt senior QB **Chuckie Keeton** was 17-of-33 for 171 yards and two interceptions for Utah State, which gained just 254 yards of offense and fell to 0-3 all-time against Washington. Sophomore RB **LaJuan Hunt** led the Aggies' ground attack with 40 yards on 13 carries.

Senior WR **Hunter Sharp** lead Utah State with six catches for 74 yards and made a touchdown-saving tackle following an Aggie interception that ultimately led to a USU score.

With Utah State trailing 31-10 late in the third quarter and facing a third-and-14 play from the Huskies' 16-yard line, Keeton's pass was intercepted at the 1-yard line by Washington's Brandon Beaver, who appeared to be headed for a pick-six. However, Sharp tracked the junior defensive back down from behind and tackled him at the Aggies' 3-yard line.

Just two plays later, senior LB **Kyler Fackrell** forced a fumble by Washington QB Jeff Lindquist and redshirt freshman FS **Jontrell Rocquemore** scooped it up and returned it 97 yards for a touchdown, pulling the Aggies to within 31-17 with 9:47 left in the game. It was the second-longest fumble return in school history.

Defensively, junior LB **Nick Vigil** led the Aggies with nine tackles, including 1.0 tackles for loss. Senior LB **Torrey Green** set career highs in tackles (7) and tackles for loss (3.0), and tied his career-high with 1.0 sacks, while senior CB **Deshane Hines** also had a career high in tackles with seven, to go along with a forced fumble. Senior LB **LT Filiaga** tallied seven tackles, as well.

The Aggies recorded 7.0 tackles for loss on the day and forced three total turnovers as senior CB **Tyler Floyd** recovered a fumble and junior FS **Devin Centers** intercepted a pass by Browning on the first play of the second half.

Cameron Van Winkle drilled a 48-yard field goal late in the first quarter to give Washington a 3-0 lead. Then on a third-and-11 play from the Huskies' 19-yard line, Browning dumped off a short pass to running back Dwayne Washington, who turned it into an 81-yard touchdown with 13:51 left in the second quarter, making it 10-0. Washington led all receivers in the game with 131 yards and two touchdowns on five receptions.

The Aggies cracked the scoreboard for the first time when junior PK **Brock Warren** nailed a 22-yard field goal to cut the deficit to 10-3 with 10:31 left in the opening half.

Washington opened up a two-touchdown lead when it ran a fake field goal to perfection to give the hosts a 17-3 lead with 4:20 left until halftime.

However, Utah State answered the score just before the end of the half courtesy of a 1-yard touchdown run by senior NG **David Moala**, pulling the Aggies to within 17-10 at the break.

Browning threw a pair of third-quarter touchdown passes to Washington and Drew Sample, respectively, as the Huskies opened a 31-10 lead.



Senior LB Torrey Green (39) had a career-high seven tackles, including a career-best 3.0 tackles for loss and a career-high tying 1.0 sacks, against the Huskies.







GAME TWO RECAP



September 11, 2015

RICE-ECCLES STADIUM

SCORING SUMMARY

	1	2	3	4	FINAL
Utah State	0	14	0	0	14
Utah	7	7	7	3	24

First Quarter

UU - Wilson 27 yd run (Phillips kick, 10:18)

Second Quarter

USU - Hunt 8 yd pass from Keeton (Warren kick, 13:57)

UU - Booker 4 yd run (Phillips kick, 6:46)

USU - Van Leeuwen 15 pass from Keeton (Warren kick, 00:24)

Third Quarter

UU - Thompson 2 yd run (Phillips kick, 6:35)

Fourth Quarter

UU - Phillips 37 yd FG (12:47)

Attendance: 46,011

TEAM STATISTICS

	USU	UU
First Downs	21	21
Rushing	117	195
Passing	256	132
Total Offense	373	327
Fumbles: Number-Lost	4-1	2-0
Penalties: Number-Yards	6-61	5-43
Punts-Yards/Avg.	5-208/41.6	6-256/42.7
Punt returns: No-Yds-TD/Avg.	3-19-0/6.3	5-37-0/7.4
Kickoff Returns: No-Yds-TD/Avg.	1-13-0/13.0	1-17-0/17.0
Interceptions: No-Yds-TD	0-0-0	2-0-0
Fumble Returns: No-Yds-TD	0-0-0	1-0-0
Possession Time	26:08	33:52
Third-Down Conversions	8-of-15	6-of-14

INDIVIDUAL RUSHING

USU: Keeton 12-46; Hunt 14-37; Mays 6-34

UU: Booker 31-120 TD; Wilson 5-49 TD; Thompson 6-23 TD; Williams 1-3; Fulks 1-0

INDIVIDUAL PASSING (A-C-I, Yds, TD)

USU: Keeton 35-22-2, 256, 2

UU: Wilson 12-9-0, 76, 0; Thompson 10-8-0, 56, 0

INDIVIDUAL RECEIVING

USU: Robinson 6-119; Van Leeuwen 4-31 TD; Houston 3-26; Hunt 3-11 TD; Fox 2-26; Williams 1-20; Raymond 1-9; Roberts 1-9; Rodriguez 1-5

UU: Covey 6-61; Smith 2-19; Scott 2-18; Booker 2-13; Fakailoatonga 2-7; Sanders-Williams 2-2; Poole 1-12

USU Punt Returns: Davis 3-19

USU KO Returns: Hunt 1-13

USU Interception Returns: None

USU Tackle Leaders: Vigil 12; Filiaga 12; Moala 8

UTAH STATE STARTERS

OFFENSE

LT	Albrecht
LG	Wysocki
C	Stephens
RG	Fislaui
RT	Simonich
WR	Robinson
WR	Rodriguez
WR	Van Leeuwen
RB	Mays
RB	Hunt
QB	Keeton

DEFENSE

DE	Nielsen
NG	Moala
DE	Ali'ifua
LB	Fackrell
LB	Filiaga
LB	Vigil
CB	Davis
CB	Floyd
CB	Gray
SS	Evans
FS	Centers



Redshirt senior QB Chuckie Keeton (16) was 22-of-35 passing for 256 yards with two touchdowns and two interceptions in Utah State's 24-14 road loss at Utah. Keeton, who also carried the ball 12 times for 46 yards, tied the school record for career touchdown passes with 60 in the game.

SALT LAKE CITY, Utah - Utah State redshirt senior QB **Chuckie Keeton** tied the school record for career touchdown passes, but it wasn't enough in a 24-14 loss at 24th-ranked Utah in front of 46,011 fans on Sept. 11, 2015 at Rice-Eccles Stadium.

Keeton tossed a pair of first-half touchdown passes to tie the career mark of 60 set by **Jose Fuentes** (1998-2002). He finished the game 22-of-35 for 256 yards and two interceptions for the Aggies. Keeton also led the team in rushing with 46 yards on 12 carries.

Senior WR **Devonte Robinson** was Keeton's favorite target on the night as he had a career-high tying six receptions for a career-best 119 yards, including a long of 51 yards, another career mark.

Utah senior RB **Devontae Booker** finished with 120 yards rushing and a touchdown on 31 carries as the Utes. Senior starting QB **Travis Wilson** was 9-of-12 passing for 76 yards, but left the game in the second quarter with a shoulder injury. He was replaced by senior **Kendal Thompson**, who was 8-of-10 passing for 56 yards and led Utah on two second-half scoring drives.

Keeton tied **Fuentes'** school record with a 15-yard touchdown pass to redshirt freshman WR **Zach Van Leeuwen** that tied the score at 14-all with just 24 seconds left in the second quarter. It was Van Leeuwen's first career touchdown catch as an Aggie.

Keeton and the Aggies started the second half with the ball, but went three-and-out on their opening drive. The Utes countered with a 12-play, 69-yard scoring drive on their first series of the half. Thompson capped the march with a 2-yard touchdown run to give Utah the lead for good, 21-14.

Of the three possessions Utah State had in the third quarter, the Aggies went three-and-out each time as Utah held the ball for 10 minutes, 41 seconds in the quarter.

The Utes made it 24-14 early in the fourth quarter when junior PK **Andy Phillips** booted a 37-yard field goal.

Senior LB **LT Filiaga**, who began his career at Utah, recorded a career-high 12 tackles in his return to Rice-Eccles Stadium for his fourth career double-digit tackle game. Junior LB **Nick Vigil** also had 12 stops for his second straight double-digit tackle outing and eighth of his career. Senior NG **David Moala** added a career-high eight tackles, including 1.0 tackle for loss.

Utah State, which outgained Utah 373-327, twice drove into the red zone in the fourth, but didn't come away with any points due to an interception and fumble. USU finished with 256 passing yards and 117 rushing yards, while Utah had 132 yards through the air and 195 on the ground.

Utah took the opening kickoff and marched 75 yards in 10 plays, capped by a 12-yard touchdown run by **Wilson**. One play earlier, Utah State senior SS **Marwin Evans** was ejected for targeting.

The Aggies tied it at 7-all when sophomore RB **LaJuan Hunt** caught an eight-yard touchdown pass from Keeton with 13:57 remaining in the first half. The score capped an 11-play, 85-yard drive.

Utah then regained the lead midway through the second quarter as **Booker** scored on a 4-yard run to cap a nine-play, 73-yard drive.

For the game, Utah controlled the ball for 33:52 as compared to 26:08 for the Aggies.



Senior NG **David Moala** (51) had a career-high eight tackles, including 1.0 tackle for loss, against the Utes.





## GAME ONE RECAP



September 3, 2015

MERLIN OLSEN FIELD AT MAVERIK STADIUM

### SCORING SUMMARY

	1	2	3	4	FINAL
Southern Utah	6	3	0	0	9
Utah State	5	0	0	7	12

### First Quarter

SUU - Sharp 27 yd pass from Olsen (kick blocked, 13:21)

USU - Green PAT return

USU - Warren 30 yd field goal (4:59)

### Second Quarter

SUU - Calhoun 36 yd field goal (00:04)

### Fourth Quarter

USU - Rodriguez 88 yd punt return (Warren kick, 4:54)

Attendance: 21,209

### TEAM STATISTICS

	SUU	USU
First Downs	9	15
Rushing	52	140
Passing	111	110
Total Offense	163	250
Fumbles: Number-Lost	0-0	0-0
Penalties: Number-Yards	12-85	11-123
Punts-Yards/Avg.	15-661/44.1	14-463/33.1
Punt returns: No-Yds-TD/Avg.	5-38-0/7.6	10-171-1/17.1
Kickoff Returns: No-Yds-TD/Avg.	0-0-0/0.0	0-0-0/0.0
Interceptions: No-Yds-TD	1-0-0	0-0-0
Fumble Returns: No-Yds-TD	0-0-0	0-0-0
Possession Time	29:48	30:12
Third-Down Conversions	1-of-18	1-of-15

### INDIVIDUAL RUSHING

SUU: Healey 12-38; Brown 9-16; Ursua 1-5; Olsen 7-(-3)

USU: Hunt 23-80; Mays 4-51; Keeton 6-7; Robinson 1-4

### INDIVIDUAL PASSING (A-C-I, Yds, TD)

SUU: Olsen 34-17-0, 111, 1

USU: Keeton 33-16-1, 110, 0

### INDIVIDUAL RECEIVING

SUU: Brown 5-38; Sharp 4-40 TD; Measom 4-17; Healey 2-(-1);

Rutledge 1-15; Ursua 1-2

USU: Roberts 4-25; Robinson 3-29; Rodriguez 2-20; Houston

2-19; Hunt 2-0; Mays 1-9; Williams 1-5; Fox 1-3

USU Punt Returns: Davis 2-35; Rodriguez 8-136 TD

USU KO Returns: None

USU Interception Returns: None

USU Tackle Leaders: Vigil 13, Filiaga 6, Fakrell 5, Gray 5,

Okonkwo 5

### UTAH STATE STARTERS

#### OFFENSE

LT	Albrecht
LG	Wysocki
C	Stephens
RG	Fisilau
RT	Simonich
TE	Houston
WR	Robinson
WR	Rodriguez
WR	Van Leeuwen
RB	Hunt
QB	Keeton

#### DEFENSE

DE	Nielsen
NG	Moala
DE	Ali'ifua
LB	Fackrell
LB	Filiaga
LB	Vigil
CB	Davis
CB	Floyd
CB	Hines
SS	Evans
FS	Centers



Redshirt junior WR Andrew Rodriguez (82) had two catches for 20 yards and returned a school and Mountain West record eight punts for 136 yards, including an 88-yard return for a touchdown, in Utah State's 12-9 win against Southern Utah.

**LOGAN, Utah** - Redshirt junior WR Andrew Rodriguez returned a punt 88 yards for a touchdown late in the fourth quarter to lead Utah State to a come-from-behind 12-9 season-opening victory against Southern Utah in front of 21,209 fans on Merlin Olsen Field at Maverik Stadium on Sept. 3, 2015.

Rodriguez's return, which gave Utah State (1-0) its only lead of the game, was the third-longest in school history and tied for the second-longest in Mountain West history. In all, Rodriguez returned eight punts in the game, which is a USU and MW record.

Utah State junior LB Nick Vigil recorded a game-best 13 tackles, including 2.0 tackles for loss. In his first game back since suffering a season-ending knee injury at Tennessee on Aug. 31, 2014, senior LB Kyler Fackrell added five tackles, including a career-high 2.5 tackles for loss and a career-high tying 2.0 sacks.

Senior LB LT Filiaga, who was also playing in his first game since suffering a season-ending injury at Wyoming on Nov. 7, 2014, tallied six tackles for the Aggies, who limited Southern Utah (0-1) to just 163 yards of total offense and 2.5 yards per play.

Sophomore CB Jalen Davis finished with four tackles, to go along with a career-high three pass breakups and a career-high tying 2.0 tackles for loss and 1.0 sacks. He also returned two punts for 35 yards as the Thunderbirds punted 15 times on the night.

In his first action since reinjuring his surgically repaired knee against Wake Forest on Sept. 13, 2014, redshirt senior QB Chuckie Keeton completed 16-of-33 passes for 110 yards and one interception as the Aggies went their 10th-straight home game.

With his 33 pass attempts against Southern Utah, Keeton moved into third place all-time in school history as he now has 902 career attempts, trailing only Jose Fuentes (1,270) and Diondre Borel (922).

Sophomore RB LaJuan Hunt led the Aggies offensively as he rushed for 80 yards on 23 carries, while junior RB Devante Mays added 51 yards on the ground on just four carries. Utah State finished with 250 yards of total offense.

Southern Utah QB Ammon Olsen completed 17-of-34 passes for 111 yards and a 27-yard touchdown pass to WR Mike Sharp to give the Thunderbirds a 6-0 lead with 13:21 left in the first quarter. However, USU senior NG David Moala blocked the ensuing extra-point try and senior LB Torrey Green returned it for a two-point conversion, making it 6-2.

Junior PK Brock Warren made the first field goal of his Utah State career when he drilled a 30-yarder with 4:59 left in the first quarter, trimming Southern Utah's lead to 6-5.

The Thunderbirds answered with a field goal of their own with four seconds left in the first half as Keita Calhoun converted from 36 yards out to give Southern Utah a 9-5 lead at halftime. The score remained the same until Rodriguez's game-changing punt return for a touchdown with 4:54 left in the fourth quarter.

Utah State, which did not score an offensive touchdown for the first time since Oct. 5, 2012, was 1-for-15 on third-down conversions, while Southern Utah finished the game 1-for-18. The two teams combined for 29 punts.

Sophomore WR Braelon Roberts led the Aggies in receiving as he caught a career-best four receptions for 25 yards, while senior WR Devante Robinson added three catches for 29 yards.



Junior LB Nick Vigil (41) had 13.0 tackles, including 2.0 for loss, against the Thunderbirds.



# 2015 UTAH STATE FOOTBALL STATS



Date	Opponent	Score	Att.
Sep 03, 2015	SOUTHERN UTAH	W 12-9	21209
Sep 11, 2015	at #24 UTAH	L 14-24	46011
Sep 19, 2015	at Washington	L 17-31	59464
* Oct 03, 2015	COLORADO STATE	W 33-18	22059
* Oct 10, 2015	at Fresno State	W 56-14	30540
* Oct 16, 2015	#21 BOISE STATE	W 52-26	22509
* Oct 23, 2015	at San Diego State	L 14-48	25898
* Oct 30, 2015	WYOMING	W 58-27	20964
* Nov 07, 2015	at New Mexico	L 13-14	19886
* Nov 14, 2015	at Air Force	L 28-35	20083
* Nov 21, 2015	NEVADA	W 31-27	18922

Record:	Overall	Home	Away	Neutral
All games	6-5	5-0	1-5	0-0
Conference	5-3	4-0	1-3	0-0
Non-Conference	1-2	1-0	0-2	0-0

Team Statistics	USU	OPP
FIRST DOWNS	207	197
Rushing	90	94
Passing	95	85
Penalty	22	18
RUSHING YARDAGE	1813	1801
Rushing Attempts	409	479
Average Per Rush	4.4	3.8
Average Per Game	164.8	163.7
TDs Rushing	19	24
PASSING YARDAGE	2192	1881
Comp-Att-Int	181-313-9	152-279-9
Average Per Pass	7.0	6.7
Average Per Catch	12.1	12.4
Average Per Game	199.3	171.0
TDs Passing	17	11
TOTAL OFFENSE	4005	3682
Average Per Play	5.5	4.9
Average Per Game	364.1	334.7
KICK RETURNS: #-Yards	23-629	24-516
PUNT RETURNS: #-Yards	36-331	18-148
INT RETURNS: #-Yards	9-173	9-143
FUMBLES-LOST	18-10	19-12
PENALTIES-Yards	67-636	64-548
PUNTS-AVG	63-40.7	69-38.9
TIME OF POSSESSION/Game	28:42	31:18
3RD-DOWN Conversions	53/152	57/166
4TH-DOWN Conversions	9/16	11/22

Rushing	gp	att	gain	loss	net	avg	td	lg	avg/g
MAYS, Devante	11	134	828	40	788	5.9	9	48	71.6
MYERS, Kent	8	76	424	76	348	4.6	3	39	43.5
HUNT, LaJuan	11	94	312	31	281	3.0	4	33	25.5
KEETON, Chuckie	5	38	159	31	128	3.4	0	16	25.6
HOBBS, Damion	7	20	117	7	110	5.5	1	33	15.7
LINDSEY, Tonny	7	10	69	0	69	6.9	0	17	9.9
HERVEY, Justen	7	14	52	5	47	3.4	1	7	6.7
SHARP, Hunter	9	7	22	4	18	2.6	0	8	2.0
WILLIAMS, Kenne	11	3	16	0	16	5.3	0	12	1.5
VIGIL, Nick	11	4	14	2	12	3.0	0	8	1.1
FOX, Tyler	11	1	11	0	11	11.0	0	11	1.0
MOALA, David	9	1	1	0	1	1.0	1	1	0.1
Total	11	409	2029	216	1813	4.4	19	48	164.8
Opponents	11	479	2077	276	1801	3.8	24	62	163.7

Passing	gp	effic	comp-att-int	pct	yds	td	lg	avg/g
MYERS, Kent	8	151.22	107-179-3	59.8	1470	14	63	183.8
KEETON, Chuckie	5	92.34	70-129-6	54.3	649	2	51	129.8
HOBBS, Damion	7	268.64	4-5-0	80.0	73	1	34	10.4
Total	11	128.83	181-313-9	57.8	2192	17	63	199.3
Opponents	11	117.67	152-279-9	54.5	1881	11	86	171.0

Receiving	gp	no.	yds	avg	td	lg	avg/g
SHARP, Hunter	9	53	646	12.2	7	49	71.8
HUNT, LaJuan	11	22	237	10.8	1	63	21.5
ROBINSON, Devo	10	20	326	16.3	2	51	32.6
RODRIGUEZ, Andr	11	20	189	9.4	1	25	17.2
HOUSTON, Wyatt	11	19	242	12.7	3	34	22.0
ROBERTS, Braelo	9	13	115	8.8	0	14	12.8
SWINDALL, Brand	9	10	127	12.7	1	22	14.1
VAN LEEUWEN, Za	10	6	61	10.2	1	16	6.1
WILLIAMS, Kenne	11	5	49	9.8	0	20	4.5
FOX, Tyler	11	4	50	12.5	0	21	4.5
RAYMOND, Dax	7	3	50	16.7	0	22	7.1
COLSTON-GREEN	8	2	54	27.0	1	34	6.8
LINDSEY, Tonny	7	2	2	1.0	0	2	0.3
COPIER, Chris	8	1	35	35.0	0	35	4.4
MAYS, Devante	11	1	9	9.0	0	9	0.8
Total	11	181	2192	12.1	17	63	199.3
Opponents	11	152	1881	12.4	11	86	171.0

Field Goals	fg	pct.	01-19	20-29	30-39	40-49	50-99	lg	blk
WARREN, Brock	8-11	72.7	0-0	4-6	2-2	2-3	0-0	41	0
THOMPSON, Jake	3-3	100.0	0-0	0-0	0-0	2-2	1-1	52	0

Scoring	td	fg	PAT					d xp	saf	pts
			kick	rush	rcv	pass	pass			
WARREN, Brock	-	8-11	35-37	-	-	-	-	-	59	
MAYS, Devante	9	-	-	-	-	-	-	-	54	
SHARP, Hunter	8	-	-	-	-	-	-	-	48	
HUNT, LaJuan	5	-	-	-	-	-	-	-	30	
HOUSTON, Wyatt	3	-	-	-	-	-	-	-	18	
MYERS, Kent	3	-	-	-	-	-	-	-	18	
THOMPSON, Jake	-	3-3	4-5	-	-	-	-	-	13	
ROBINSON, Devo	2	-	-	-	-	-	-	-	12	
ROCQUEMORE, Jon	2	-	-	-	-	-	-	-	12	
RODRIGUEZ, Andr	2	-	-	-	-	-	-	-	12	
MOALA, David	1	-	-	-	-	-	-	-	6	
COLSTON-GREEN	1	-	-	-	-	-	-	-	6	
FACKRELL, Kyle	1	-	-	-	-	-	-	-	6	
EVANS, Marwin	1	-	-	-	-	-	-	-	6	
HERVEY, Justen	1	-	-	-	-	-	-	-	6	
Total	42	11-14	39-42	-	-	-	1	1	328	
Opponents	36	8-9	31-34	-	1	1-2	-	-	273	

Interceptions	no.	yds	avg	td	lg
CENTERS, Devin	3	39	13.0	0	44
DAVIS, Jalen	2	16	8.0	0	16
CARMEN, Brock	1	19	19.0	0	19
PAINTER, Jentz	1	0	0.0	0	0
GREEN, Torrey	1	9	9.0	0	9
EVANS, Marwin	1	90	90.0	1	90

Punting	no.	yds	avg	lg	tb	fc	i20	50+	blk
DALTON, Aaron	62	2563	41.3	63	3	22	22	8	1
TEAM	1	0	0.0	0	0	0	0	0	0

Punt Returns	no.	yds	avg	td	lg
RODRIGUEZ, Andr	22	221	10.0	1	88
DAVIS, Jalen	6	57	9.5	0	35
SHARP, Hunter	6	3	0.5	0	13
CARMEN, Brock	1	18	18.0	0	0
HAYES, Bryant	1	18	18.0	0	0
ROCQUEMORE, Jon	0	14	0.0	1	14
Total	36	331	9.2	2	88
Opponents	18	148	8.2	0	38

Kick Returns	no.	yds	avg	td	lg
WILLIAMS, Kenne	7	251	35.9	0	65
DAVIS, Jalen	6	106	17.7	0	20
SHARP, Hunter	6	220	36.7	1	96
HOUSTON, Wyatt	1	28	28.0	0	28
HUNT, LaJuan	1	13	13.0	0	13
LARSEN, Derek	1	9	9.0	0	9
HORNE, Landon	1	2	2.0	0	2
Total	23	629	27.3	1	96
Opponents	24	516	21.5	0	45

All Purpose	g	rush	rcv	pr	kr	ir	total	avg/g
SHARP, Hunter	9	18	646	3	220	0	887	98.6
MAYS, Devante	11	788	9	0	0	0	797	72.5
HUNT, LaJuan	11	281	237	0	13	0	531	48.3
RODRIGUEZ, An	11	0	189	221	0	0	410	37.3
MYERS, Kent	8	348	0	0	0	0	348	43.5
Total	11	1813	2192	331	629	173	5138	467.1
Opponents	11	1801	1881	148	516	143	4489	408.1

Total Offense	g	plays	rush	pass	total	avg/g
MYERS, Kent	8	255	348	1470	1818	227.2
MAYS, Devante	11	134	788	0	788	71.6





# 2015 UTAH STATE FOOTBALL STATS

<b>Team Statistics</b>	<b>USU</b>	<b>OPP</b>
SCORING	328	273
Points Per Game	29.8	24.8
Points Off Turnovers	78	66
FIRST DOWNS	207	197
Rushing	90	94
Passing	95	85
Penalty	22	18
RUSHING YARDAGE	1813	1801
Yards gained rushing	2029	2077
Yards lost rushing	216	276
Rushing Attempts	409	479
Average Per Rush	4.4	3.8
Average Per Game	164.8	163.7
TDs Rushing	19	24
PASSING YARDAGE	2192	1881
Comp-Att-Int	181-313-9	152-279-9
Average Per Pass	7.0	6.7
Average Per Catch	12.1	12.4
Average Per Game	199.3	171.0
TDs Passing	17	11
TOTAL OFFENSE	4005	3682
Total Plays	722	758
Average Per Play	5.5	4.9
Average Per Game	364.1	334.7
KICK RETURNS: #-Yards	23-629	24-516
PUNT RETURNS: #-Yards	36-331	18-148
INT RETURNS: #-Yards	9-173	9-143
KICK RETURN AVERAGE	27.3	21.5
PUNT RETURN AVERAGE	9.2	8.2
INT RETURN AVERAGE	19.2	15.9
FUMBLES-LOST	18-10	19-12
PENALTIES-Yards	67-636	64-548
Average Per Game	57.8	49.8
PUNTS-Yards	63-2563	69-2687
Average Per Punt	40.7	38.9
Net punt average	37.4	33.9
KICKOFFS-Yards	63-3981	55-3395
Average Per Kick	63.2	61.7
Net kick average	40.3	37.6
TIME OF POSSESSION/Game	28:42	31:18
3RD-DOWN Conversions	53/152	57/166
3rd-Down Pct	35%	34%
4TH-DOWN Conversions	9/16	11/22
4th-Down Pct	56%	50%
SACKS BY-Yards	23-156	14-86
MISC YARDS	0	0
TOUCHDOWNS SCORED	42	36
FIELD GOALS-ATTEMPTS	11-14	8-9
ON-SIDE KICKS	0-0	0-1
RED-ZONE SCORES	(26-35) 74%	(29-33) 88%
RED-ZONE TOUCHDOWNS	(19-35) 54%	(24-33) 73%
PAT-ATTEMPTS	(39-42) 93%	(31-34) 91%
ATTENDANCE	105663	201882
Games/Avg Per Game	5/21133	6/33647
Neutral Site Games		0/0

<b>Score by Quarters</b>	<b>1st</b>	<b>2nd</b>	<b>3rd</b>	<b>4th</b>	<b>OT</b>	<b>Total</b>
Utah State	60	121	76	71	0	328
Opponents	74	90	62	47	0	273





# 2015 UTAH STATE FOOTBALL STATS



<b>Rushing</b>	gp	att	gain	loss	net	avg	td	lg	avg/g
MAYS, Devante	11	134	828	40	788	5.9	9	48	71.6
MYERS, Kent	8	76	424	76	348	4.6	3	39	43.5
HUNT, LaJuan	11	94	312	31	281	3.0	4	33	25.5
KEETON, Chuckie	5	38	159	31	128	3.4	0	16	25.6
HOBBS, Damion	7	20	117	7	110	5.5	1	33	15.7
LINDSEY, Tonny	7	10	69	0	69	6.9	0	17	9.9
HERVEY, Justen	7	14	52	5	47	3.4	1	7	6.7
SHARP, Hunter	9	7	22	4	18	2.6	0	8	2.0
WILLIAMS, Kenne	11	3	16	0	16	5.3	0	12	1.5
VIGIL, Nick	11	4	14	2	12	3.0	0	8	1.1
FOX, Tyler	11	1	11	0	11	11.0	0	11	1.0
MOALA, David	9	1	1	0	1	1.0	1	1	0.1
ROBINSON, Devo	10	3	4	6	-2	-0.7	0	4	-0.2
TEAM	5	4	0	14	-14	-3.5	0	0	-2.8
Total	11	409	2029	216	1813	4.4	19	48	164.8
Opponents	11	479	2077	276	1801	3.8	24	62	163.7

<b>Passing</b>	gp	effic	comp-att-int	pct	yds	td	lg	avg/g
MYERS, Kent	8	151.22	107-179-3	59.8	1470	14	63	183.8
KEETON, Chuckie	5	92.34	70-129-6	54.3	649	2	51	129.8
HOBBS, Damion	7	268.64	4-5-0	80.0	73	1	34	10.4
Total	11	128.83	181-313-9	57.8	2192	17	63	199.3
Opponents	11	117.67	152-279-9	54.5	1881	11	86	171.0

<b>Receiving</b>	gp	no.	yds	avg	td	lg	avg/g
SHARP, Hunter	9	53	646	12.2	7	49	71.8
HUNT, LaJuan	11	22	237	10.8	1	63	21.5
ROBINSON, Devo	10	20	326	16.3	2	51	32.6
RODRIGUEZ, Andr	11	20	189	9.4	1	25	17.2
HOUSTON, Wyatt	11	19	242	12.7	3	34	22.0
ROBERTS, Braelo	9	13	115	8.8	0	14	12.8
SWINDALL, Brand	9	10	127	12.7	1	22	14.1
VAN LEEUWEN, Za	10	6	61	10.2	1	16	6.1
WILLIAMS, Kenne	11	5	49	9.8	0	20	4.5
FOX, Tyler	11	4	50	12.5	0	21	4.5
RAYMOND, Dax	7	3	50	16.7	0	22	7.1
COLSTON-GREEN	8	2	54	27.0	1	34	6.8
LINDSEY, Tonny	7	2	2	1.0	0	2	0.3
COPIER, Chris	8	1	35	35.0	0	35	4.4
MAYS, Devante	11	1	9	9.0	0	9	0.8
Total	11	181	2192	12.1	17	63	199.3
Opponents	11	152	1881	12.4	11	86	171.0

<b>Punt Returns</b>	no.	yds	avg	td	lg
RODRIGUEZ, Andr	22	221	10.0	1	88
DAVIS, Jalen	6	57	9.5	0	35
SHARP, Hunter	6	3	0.5	0	13
HAYES, Bryant	1	18	18.0	0	0
CARMEN, Brock	1	18	18.0	0	0
ROCQUEMORE, Jon	0	14	0.0	1	14
Total	36	331	9.2	2	88
Opponents	18	148	8.2	0	38

<b>Interceptions</b>	no.	yds	avg	td	lg
CENTERS, Devin	3	39	13.0	0	44
DAVIS, Jalen	2	16	8.0	0	16
PAINTER, Jentz	1	0	0.0	0	0
GREEN, Torrey	1	9	9.0	0	9
EVANS, Marwin	1	90	90.0	1	90
CARMEN, Brock	1	19	19.0	0	19
Total	9	173	19.2	1	90
Opponents	9	143	15.9	1	96

<b>Kick Returns</b>	no.	yds	avg	td	lg
WILLIAMS, Kenne	7	251	35.9	0	65
DAVIS, Jalen	6	106	17.7	0	20
SHARP, Hunter	6	220	36.7	1	96
HOUSTON, Wyatt	1	28	28.0	0	28
LARSEN, Derek	1	9	9.0	0	9
HORNE, Landon	1	2	2.0	0	2
HUNT, LaJuan	1	13	13.0	0	13
Total	23	629	27.3	1	96
Opponents	24	516	21.5	0	45

<b>Fumble Returns</b>	no.	yds	avg	td	lg
FLOYD, Tyler	1	7	7.0	0	7
FACKRELL, Kyler	1	12	12.0	1	12
ROCQUEMORE, Jon	1	97	97.0	1	97
Total	3	116	38.7	2	97
Opponents	0	0	0.0	0	0





## 2015 UTAH STATE FOOTBALL STATS

Scoring	td	fg	PAT				d xp	saf	pts
			kick	rush	rcv	pass			
WARREN, Brock	-	8-11	35-37	-	-	-	-	-	59
MAYS, Devante	9	-	-	-	-	-	-	-	54
SHARP, Hunter	8	-	-	-	-	-	-	-	48
HUNT, LaJuan	5	-	-	-	-	-	-	-	30
MYERS, Kent	3	-	-	-	-	-	-	-	18
HOUSTON, Wyatt	3	-	-	-	-	-	-	-	18
THOMPSON, Jake	-	3-3	4-5	-	-	-	-	-	13
ROCQUEMORE, Jon	2	-	-	-	-	-	-	-	12
ROBINSON, Devo	2	-	-	-	-	-	-	-	12
RODRIGUEZ, Andr	2	-	-	-	-	-	-	-	12
MOALA, David	1	-	-	-	-	-	-	-	6
VAN LEEUWEN, Za	1	-	-	-	-	-	-	-	6
SWINDALL, Brand	1	-	-	-	-	-	-	-	6
COLSTON-GREEN	1	-	-	-	-	-	-	-	6
EVANS, Marwin	1	-	-	-	-	-	-	-	6
FACKRELL, Kyler	1	-	-	-	-	-	-	-	6
HERVEY, Justen	1	-	-	-	-	-	-	-	6
HOBBS, Damion	1	-	-	-	-	-	-	-	6
GREEN, Torrey	-	-	-	-	-	-	1	-	2
TEAM	-	-	-	-	-	-	-	1	2
Total	42	11-14	39-42	-	-	-	1	1	328
Opponents	36	8-9	31-34	-	1	1-2	-	-	273

Total Offense	g	plays	rush	pass	total	avg/g
MYERS, Kent	8	255	348	1470	1818	227.2
MAYS, Devante	11	134	788	0	788	71.6
KEETON, Chuckie	5	167	128	649	777	155.4
HUNT, LaJuan	11	94	281	0	281	25.5
HOBBS, Damion	7	25	110	73	183	26.1
LINDSEY, Tonny	7	10	69	0	69	9.9
HERVEY, Justen	7	14	47	0	47	6.7
SHARP, Hunter	9	7	18	0	18	2.0
WILLIAMS, Kenne	11	3	16	0	16	1.5
VIGIL, Nick	11	4	12	0	12	1.1
FOX, Tyler	11	1	11	0	11	1.0
MOALA, David	9	1	1	0	1	0.1
ROBINSON, Devo	10	3	-2	0	-2	-0.2
TEAM	5	4	-14	0	-14	-2.8
Total	11	722	1813	2192	4005	364.1
Opponents	11	758	1801	1881	3682	334.7

Field Goals	fg	pct.	01-19	20-29	30-39	40-49	50-99	lg	blk
WARREN, Brock	8-11	72.7	0-0	4-6	2-2	2-3	0-0	41	0
THOMPSON, Jake	3-3	100.0	0-0	0-0	0-0	2-2	1-1	52	0

Punting	no.	yds	avg	lg	tb	fc	i20	50+	blk
DALTON, Aaron	62	2563	41.3	63	3	22	22	8	1
TEAM	1	0	0.0	0	0	0	0	0	0
Total	63	2563	40.7	63	3	22	22	8	1
Opponents	69	2687	38.9	65	1	19	14	9	2

FG Sequence	Utah State	Opponents
Southern Utah	(30)	(36)
UTAH	-	(37)
Washington	(22)	(48)
Colorado State	(48),(23),(40),(34)	(42)
Fresno State	-	-
Boise State	(52)	(46),(41)
San Diego State	-	(41),(21),36
Wyoming	(22)	-
New Mexico	(25),(41),41	-
Air Force	-	-
Nevada	29,20,(42)	-

Kickoffs	no.	yds	avg	tb	ob	retn	net	ydl
THOMPSON, Jake	59	3756	63.7	36	2			
WARREN, Brock	4	225	56.2	1	0			
Total	63	3981	63.2	37	2	21.5	40.3	24
Opponents	55	3395	61.7	28	3	27.3	37.6	27

Numbers in (parentheses) indicate field goal was made.



# 2015 UTAH STATE FOOTBALL STATS



All Purpose	g	rush	rcv	pr	kr	ir	total	avg/g
SHARP, Hunter	9	18	646	3	220	0	887	98.6
MAYS, Devante	11	788	9	0	0	0	797	72.5
HUNT, LaJuan	11	281	237	0	13	0	531	48.3
RODRIGUEZ, A	11	0	189	221	0	0	410	37.3
MYERS, Kent	8	348	0	0	0	0	348	43.5
ROBINSON, De	10	-2	326	0	0	0	324	32.4
WILLIAMS, Ken	11	16	49	0	251	0	316	28.7
HOUSTON, Wy	11	0	242	0	28	0	270	24.5
DAVIS, Jalen	11	0	0	57	106	16	179	16.3
KEETON, Chuck	5	128	0	0	0	0	128	25.6
SWINDALL, Bra	9	0	127	0	0	0	127	14.1
ROBERTS, Brae	9	0	115	0	0	0	115	12.8
HOBBS, Damion	7	110	0	0	0	0	110	15.7
EVANS, Marwin	11	0	0	0	0	90	90	8.2
LINDSEY, Tonn	7	69	2	0	0	0	71	10.1
FOX, Tyler	11	11	50	0	0	0	61	5.5
VAN LEEUWEN	10	0	61	0	0	0	61	6.1
COLSTON-GRE	8	0	54	0	0	0	54	6.8
RAYMOND, Dax	7	0	50	0	0	0	50	7.1
HERVEY, Juste	7	47	0	0	0	0	47	6.7
CENTERS, Devi	11	0	0	0	0	39	39	3.5
CARMEN, Brock	11	0	0	18	0	19	37	3.4
COPIER, Chris	8	0	35	0	0	0	35	4.4
HAYES, Bryant	7	0	0	18	0	0	18	2.6
ROCQUEMORE	11	0	0	14	0	0	14	1.3
VIGIL, Nick	11	12	0	0	0	0	12	1.1
GREEN, Torrey	11	0	0	0	0	9	9	0.8
LARSEN, Derek	7	0	0	0	9	0	9	1.3
HORNE, Landon	10	0	0	0	2	0	2	0.2
MOALA, David	9	1	0	0	0	0	1	0.1
TEAM	5	-14	0	0	0	0	-14	-2.8
Total	11	1813	2192	331	629	173	5138	467.1
Opponents	11	1801	1881	148	516	143	4489	408.1







## 2015 UTAH STATE FOOTBALL STATS

#	Defensive Leaders	gp	Tackles				Sacks no-yds	Pass defense			Fumbles		blkd	
			ua	a	tot	tfl/yds		int-yds	brup	qbh	rcv-yds	ff	kick	saf
41	VIGIL, Nick	11	62	69	131	12.5-46	3.0-28	.	2	4	2-0	2	.	.
9	FACKRELL, Kyler	11	33	40	73	13.5-35	4.0-17	.	.	12	5-12	2	.	.
5	FILIAGA, LT	11	16	51	67	0.5-1	.	.	1	.	.	.	.	.
24	EVANS, Marwin	11	23	31	54	8.5-22	2.0-11	1-90	4	.	.	2	.	.
97	NIELSEN, Jordan	11	20	29	49	3.5-12	2.0-9	.	1	.	2-0	.	.	.
39	GREEN, Torrey	11	19	24	43	9.5-41	4.0-34	1-9	.	2	.	.	.	.
13	DAVIS, Jalen	11	27	15	42	3.0-11	1.0-9	2-16	8	2	.	1	.	.
37	CENTERS, Devin	11	26	16	42	.	.	3-39	2	.	.	.	.	.
51	MOALA, David	9	19	18	37	9.0-34	3.0-17	.	1	.	.	2	2	.
17	HINES, Deshane	10	15	17	32	.	.	.	5	.	.	1	.	.
15	FLOYD, Tyler	11	17	13	30	2.5-9	1.0-5	.	1	.	1-7	.	.	.
27	ROCQUEMORE, Jon	11	16	10	26	2.0-4	.	.	1	.	1-97	1	.	.
95	ALI'IFUA, Ricky	10	11	10	21	4.0-31	3.0-26	.	.	.	.	1	.	.
91	TAUFA, Siua	11	2	15	17	1.5-2	.	.	.	.	.	.	.	.
22	HAYES, Bryant	7	8	9	17	.	.	.	.	.	1-0	.	1	.
52	TAYLOR, John	11	6	10	16	.	.	.	.	.	.	.	.	.
1	GRAY, Daniel	11	8	5	13	0.5-0	.	.	1	.	.	.	.	.
20	CARMEN, Brock	11	6	6	12	.	.	1-19	.	.	.	.	1	.
19	TOGIAI, Ian	11	3	9	12	0.5-0	.	.	.	1	.	.	.	.
18	ANDERSEN, Chase	11	6	4	10	.	.	.	.	.	.	.	.	.
98	FAIMALO, Edmund	10	6	4	10	.	.	.	.	1	.	.	.	.
31	PAINTER, Jentz	11	6	3	9	.	.	1-0	1	.	.	.	.	.
23	OKONKWO, Michae	11	2	5	7	.	.	.	.	.	.	.	.	.
56	SCHUSTER, Gaset	9	1	5	6	.	.	.	.	.	.	.	.	.
45	BALDOMERO, Jaro	11	2	3	5	.	.	.	.	.	.	.	.	.
12	HUERTA, Alex	10	3	1	4	.	.	.	1	.	.	.	.	.
42	HAROLD, La'Brad	6	1	3	4	.	.	.	.	.	.	.	.	.
28	WADE, Aaron	11	2	.	2	.	.	.	.	.	.	.	.	.
58	GALEA'I, Salano	11	2	.	2	.	.	.	.	.	.	.	.	.
82	RODRIGUEZ, Andr	11	2	.	2	.	.	.	.	.	.	1	.	.
TM	TEAM	5	2	.	2	.	.	.	.	.	.	.	.	1
76	SIMONICH, Jake	11	1	.	1	.	.	.	.	.	.	.	.	.
36	THOMPSON, Jake	10	1	.	1	.	.	.	.	.	.	.	.	.
4	SHARP, Hunter	9	1	.	1	.	.	.	.	.	.	.	.	.
49	LARSEN, Derek	7	1	.	1	.	.	.	.	.	.	.	.	.
83	HOUSTON, Wyatt	11	1	.	1	.	.	.	.	.	.	.	.	.
87	RAYMOND, Dax	7	1	.	1	.	.	.	.	.	.	.	.	.
2	ELLISON, Marqua	5	1	.	1	.	.	.	.	.	.	.	.	.
3A	AMADI, Promise	2	1	.	1	.	.	.	.	.	.	1	.	.
89	DALTON, Aaron	11	.	1	1	.	.	.	.	.	.	.	.	.
Total		11	380	426	806	71-248	23-156	9-173	29	22	12-116	14	4	1
Opponents		11	365	410	775	65-202	14-86	9-143	34	6	10-0	10	2	.





TEAM STATISTICS

Date	Opponent	Rushing				Receiving				Passing				Kick Returns				Punt Returns				tot off
		no.	yds	td	lg	no.	yds	td	lg	cmp-att-int	yds	td	lg	no.	yds	td	lg	no.	yds	td	lg	
Sep 03	SOUTHERN UTAH	35	140	0	39	16	110	0	15	16-33-1	110	0	15	0	0	0	0	10	171	1	88	250
Sep 11	at UTAH	32	117	0	14	22	256	2	51	22-35-2	256	2	51	1	13	0	13	3	19	0	14	373
Sep 19	at Washington	30	83	1	20	17	171	0	49	17-33-2	171	0	49	3	98	0	60	1	-1	0	0	254
Oct 03	COLORADO STATE	45	298	2	34	12	137	1	42	12-21-0	137	1	42	3	46	0	18	2	9	0	8	435
Oct 10	at Fresno State	43	201	7	41	19	281	1	44	19-27-0	281	1	44	2	36	0	19	4	6	0	6	482
Oct 16	BOISE STATE	43	177	3	48	17	157	3	51	17-24-0	157	3	51	2	27	0	18	1	8	0	8	334
Oct 23	at San Diego State	36	144	1	26	9	95	1	45	9-20-1	95	1	45	4	88	0	39	2	7	0	4	239
Oct 30	WYOMING	43	296	3	28	16	296	4	35	16-19-0	296	4	35	3	43	0	24	3	49	1	20	592
Nov 07	at New Mexico	37	78	0	18	14	216	1	63	14-25-0	216	1	63	1	56	0	56	5	16	0	18	294
Nov 14	at Air Force	23	75	0	21	25	364	4	48	25-47-1	364	4	48	0	0	0	0	2	13	0	18	439
Nov 21	NEVADA	42	204	2	35	14	109	0	16	14-29-2	109	0	16	4	222	1	96	3	34	0	18	313
Opponents		409	1813	19	48	181	2192	17	63	181-313-9	2192	17	63	23	629	1	96	36	331	2	88	4005
Opponents		479	1801	24	62	152	1881	11	86	152-279-9	1881	11	86	24	516	0	45	18	148	0	38	3682

Games: 11 • Avg/rush: 4.4 • Avg/catch: 12.1 • Pass effic: 128.83 • KR avg: 27.3 • PR avg: 9.2 • All purpose avg/game: 467.1 • Total offense avg/gm: 364.1

Date	Opponent	Tackles				Sacks	Fumble		Pass Defense			blkd kick	PAT Attempts			off				
		ua	a	total	tfl-yds		no-yds	ff	fr-yds	int-yds	qbh		brup	kick	rush	rcv	saf	t/o	pts	
Sep 03	SOUTHERN UTAH	26	40	66	10.0-25	5.0-16	0	0-0	0-0	3	7	1	1-1	0	0	0	0	0	0	12
Sep 11	at UTAH	38	50	88	2.0-5	0.0-0	0	0-0	0-0	0	1	0	2-2	0	0	0	0	0	0	14
Sep 19	at Washington	37	34	71	7.0-14	1.0-4	2	2-104	1-0	0	0	0	2-2	0	0	0	0	7	17	
Oct 03	COLORADO STATE	27	50	77	6.0-30	3.0-24	3	2-12	1-0	7	10	0	3-3	0	0	0	0	6	33	
Oct 10	at Fresno State	47	4	51	10.0-34	5.0-25	2	1-0	3-14	0	0	1	6-8	0	0	1	20	56		
Oct 16	BOISE STATE	26	42	68	10.0-52	4.0-41	5	5-0	3-115	5	3	0	7-7	0	0	0	35	52		
Oct 23	at San Diego State	41	42	83	6.0-20	1.0-8	0	0-0	0-0	0	1	0	2-2	0	0	0	0	14		
Oct 30	WYOMING	23	58	81	4.0-12	1.0-7	0	0-0	0-0	3	4	1	7-8	0	0	0	0	58		
Nov 07	at New Mexico	41	16	57	7.0-26	2.0-16	2	0-0	1-44	0	1	0	1-1	0	0	0	3	13		
Nov 14	at Air Force	56	24	80	3.0-6	0.0-0	0	0-0	0-0	0	1	0	4-4	0	0	0	0	28		
Nov 21	NEVADA	18	66	84	6.0-24	1.0-15	0	2-0	0-0	4	1	1	4-4	0	0	0	7	31		
Opponents		380	426	806	71.0-248	23.0-156	14	12-116	9-173	22	29	4	39-42	0	0	1	78	328		
Opponents		365	410	775	65.0-202	14.0-86	10	10-0	9-143	6	34	2	31-34	0	1	0	66	273		

Date	Opponent	Punting										Field Goals			Kickoffs				
		no.	yds	avg	long	blkd	tb	fc	50+	i20	md-att	long	blkd	no.	yds	avg	tb	ob	
Sep 03	SOUTHERN UTAH	14	463	33.1	48	1	0	6	0	3	1-1	30	0	3	194	64.7	2	1	
Sep 11	at UTAH	5	208	41.6	49	0	0	0	0	1	0-0	0	0	3	195	65.0	2	0	
Sep 19	at Washington	4	139	34.8	42	0	0	2	0	1	1-1	22	0	4	243	60.8	1	0	
Oct 03	COLORADO STATE	4	180	45.0	58	0	1	1	1	1	4-4	48	0	8	513	64.1	5	0	
Oct 10	at Fresno State	6	252	42.0	49	0	1	2	0	2	0-0	0	0	9	572	63.6	5	0	
Oct 16	BOISE STATE	7	282	40.3	51	0	0	2	1	2	1-1	52	0	8	520	65.0	7	0	
Oct 23	at San Diego State	6	260	43.3	56	0	0	4	2	3	0-0	0	0	3	177	59.0	1	0	
Oct 30	WYOMING	1	38	38.0	38	0	0	0	0	0	1-1	22	0	10	645	64.5	7	0	
Nov 07	at New Mexico	6	279	46.5	63	0	0	0	1	4	2-3	41	0	4	225	56.2	1	0	
Nov 14	at Air Force	7	352	50.3	57	0	1	4	3	2	0-0	0	0	5	324	64.8	4	0	
Nov 21	NEVADA	3	110	36.7	40	0	0	1	0	3	1-3	42	0	6	373	62.2	2	1	
Opponents		63	2563	40.7	63	1	3	22	8	22	11-14	52	0	63	3981	63.2	37	2	
Opponents		69	2687	38.9	65	2	1	19	9	14	8-9	48	0	55	3395	61.7	28	3	





# 2015 UTAH STATE FOOTBALL STATS

## OPPONENT STATISTICS

Date	Opponent	Rushing				Receiving				Passing				Kick Returns				Punt Returns				tot off
		no.	yds	td	lg	no.	yds	td	lg	cmp-att-int	yds	td	lg	no.	yds	td	lg	no.	yds	td	lg	
Sep 03	SOUTHERN UTAH	30	52	0	11	17	111	1	27	17-34-0	111	1	27	0	0	0	0	5	38	0	9	163
Sep 11	at UTAH	44	195	3	38	17	132	0	14	17-22-0	132	0	14	1	17	0	17	5	37	0	30	327
Sep 19	at Washington	35	74	1	13	22	368	3	81	22-31-1	368	3	81	3	61	0	29	0	0	0	0	442
Oct 03	COLORADO STATE	30	108	1	25	22	253	1	43	22-47-1	253	1	43	3	58	0	23	2	13	0	15	361
Oct 10	at Fresno State	42	82	1	11	10	112	1	42	10-20-3	112	1	42	4	85	0	45	1	6	0	6	194
Oct 16	BOISE STATE	30	34	3	15	25	299	0	38	25-50-3	299	0	38	1	16	0	16	2	39	0	38	333
Oct 23	at San Diego State	61	336	5	62	6	93	1	34	6-10-0	93	1	34	2	43	0	22	0	0	0	0	429
Oct 30	WYOMING	49	270	2	47	10	83	2	17	10-18-0	83	2	17	3	73	0	27	0	0	0	0	353
Nov 07	at New Mexico	48	132	1	17	4	104	1	86	4-12-1	104	1	86	3	62	0	23	2	7	0	5	236
Nov 14	at Air Force	64	309	4	30	11	271	1	74	11-17-0	271	1	74	1	21	0	21	1	8	0	8	580
Nov 21	NEVADA	46	209	3	60	8	55	0	13	8-18-0	55	0	13	3	80	0	29	0	0	0	0	264
Utah State		479	1801	24	62	152	1881	11	86	152-279-9	1881	11	86	24	516	0	45	18	148	0	38	3682
Utah State		409	1813	19	48	181	2192	17	63	181-313-9	2192	17	63	23	629	1	96	36	331	2	88	4005

Games: 11 • Avg/rush: 3.8 • Avg/catch: 12.4 • Pass effic: 117.67 • KR avg: 21.5 • PR avg: 8.2 • All purpose avg/game: 408.1 • Total offense avg/gm: 334.7

Date	Opponent	Tackles				Sacks	Fumble		Pass Defense			blkd kick	PAT Attempts			off		pts	
		ua	a	total	tfl-yds		no-yds	ff	fr-yds	int-yds	qbh		brup	kick	rush	rcv	saf		t/o
Sep 03	SOUTHERN UTAH	30	54	84	8.0-16	1.0-3	0	0-0	1-0	2	7	1	0-1	0	0	0	0	0	9
Sep 11	at UTAH	37	26	63	4.0-19	2.0-15	2	1-0	2-0	0	1	0	3-3	0	0	0	0	0	24
Sep 19	at Washington	30	38	68	6.0-15	0.0-0	1	0-0	2-96	0	3	0	4-4	0	0	0	7	31	
Oct 03	COLORADO STATE	23	62	85	10.0-28	1.0-7	0	0-0	0-0	0	1	0	1-1	0	1	0	0	18	
Oct 10	at Fresno State	55	6	61	5.0-18	2.0-13	1	1-0	0-0	0	0	0	2-2	0	0	0	7	14	
Oct 16	BOISE STATE	22	74	96	11.0-28	2.0-11	1	1-0	0-0	1	3	0	2-2	0	0	0	7	26	
Oct 23	at San Diego State	36	20	56	2.0-7	1.0-6	3	3-0	1-8	1	2	0	6-6	0	0	0	17	48	
Oct 30	WYOMING	30	46	76	2.0-6	0.0-0	0	1-0	0-0	0	3	1	3-4	0	0	0	7	27	
Nov 07	at New Mexico	40	24	64	5.0-25	1.0-8	1	2-0	0-0	1	3	0	2-2	0	0	0	7	14	
Nov 14	at Air Force	31	16	47	6.0-23	3.0-18	0	0-0	1-0	0	4	0	5-5	0	0	0	0	35	
Nov 21	NEVADA	31	44	75	6.0-17	1.0-5	1	1-0	2-39	1	7	0	3-4	0	0	0	14	27	
Utah State		365	410	775	65.0-202	14.0-86	10	10-0	9-143	6	34	2	31-34	0	1	0	66	273	
Utah State		380	426	806	71.0-248	23.0-156	14	12-116	9-173	22	29	4	39-42	0	0	1	78	328	

Date	Opponent	Punting										Field Goals			Kickoffs				
		no.	yds	avg	long	blkd	tb	fc	50+	i20	md-att	long	blkd	no.	yds	avg	tb	ob	
Sep 03	SOUTHERN UTAH	15	661	44.1	65	0	0	4	3	2	1-1	36	0	3	195	65.0	3	0	
Sep 11	at UTAH	6	256	42.7	53	0	0	2	2	1	1-1	37	0	5	276	55.2	2	1	
Sep 19	at Washington	2	105	52.5	56	0	0	0	1	1	1-1	48	0	6	386	64.3	3	0	
Oct 03	COLORADO STATE	5	199	39.8	61	0	0	1	1	0	1-1	42	0	4	254	63.5	1	0	
Oct 10	at Fresno State	6	183	30.5	42	1	0	0	0	0	0-0	0	0	4	255	63.8	2	0	
Oct 16	BOISE STATE	3	125	41.7	47	0	0	2	0	0	2-2	46	0	5	305	61.0	3	0	
Oct 23	at San Diego State	5	179	35.8	46	0	0	3	0	2	2-3	41	0	9	567	63.0	4	1	
Oct 30	WYOMING	6	186	31.0	47	1	0	1	0	1	0-0	0	0	5	298	59.6	1	1	
Nov 07	at New Mexico	9	366	40.7	53	0	0	2	2	2	0-0	0	0	3	191	63.7	2	0	
Nov 14	at Air Force	6	207	34.5	41	0	1	2	0	2	0-0	0	0	6	390	65.0	6	0	
Nov 21	NEVADA	6	220	36.7	43	0	0	2	0	3	0-0	0	0	5	278	55.6	1	0	
Utah State		69	2687	38.9	65	2	1	19	9	14	8-9	48	0	55	3395	61.7	28	3	
Utah State		63	2563	40.7	63	1	3	22	8	22	11-14	52	0	63	3981	63.2	37	2	





# 2015 UTAH STATE FOOTBALL STATS



## GAME-BY-GAME STARTERS

OFFENSE	LT	LG	OC	RG	RT	TE/RB*	WR/TE*	WR	WR	RB	QB
Southern Utah	Albrecht	Wysocki	Stephens	Fisilau	Simonich	Houston	Robinson	Van Leeuwen	Rodriguez	Hunt	Keeton
at Utah	Albrecht	Wysocki	Stephens	Fisilau	Simonich	Mays*	Robinson	Van Leeuwen	Rodriguez	Hunt	Keeton
at Washington	Albrecht	Wysocki	Stephens	Fisilau	Simonich	Houston	Robinson	Van Leeuwen	Rodriguez	Hunt	Keeton
Colorado St.	Albrecht	Wysocki	Stephens	Fisilau	Simonich	Houston	Robinson	Sharp	Rodriguez	Hunt	Myers
at Fresno St.	Albrecht	Mosley	Stephens	Fisilau	Simonich	Houston	Togiai*	Sharp	Swindall	Hunt	Myers
Boise St.	Albrecht	Mosley	Stephens	Fisilau	Simonich	Houston	Robinson	Sharp	Rodriguez	Hunt	Myers
at San Diego St.	Albrecht	Mosley	Stephens	Fisilau	Simonich	Houston	Togiai	Robinson	Sharp	Rodriguez	Mays
Wyoming	Albrecht	Mosley	Stephens	Fisilau	Simonich	Houston	Copier*	Sharp	Roberts	Mays	Myers
at New Mexico	Albrecht	Mosley	Stephens	Fisilau	Simonich	Houston	Copier*	Sharp	Roberts	Mays	Myers
at Air Force	Albrecht	Mosley	Stephens	Fisilau	Simonich	Houston	Swindall	Sharp	Roberts	Hunt	Myers
Nevada	Albrecht	Mosley	Stephens	Fisilau	Simonich	Houston	Rodriguez	Sharp	Roberts	Lindsey	Myers
BYU											

DEFENSE	DE	NG	DE	LB	LB	LB	CB	CB/FS*/DT^	CB	FS/LB*	SS
Southern Utah	Nielsen	Moala	Ali'ifua	Fackrell	Filiaga	Vigil	Davis	Floyd	Hines	Centers	Evans
at Utah	Nielsen	Moala	Ali'ifua	Fackrell	Filiaga	Vigil	Davis	Floyd	Gray	Centers	Evans
at Washington	Nielsen	Moala	Ali'ifua	Fackrell	Filiaga	Vigil	Davis	Floyd	Hines	Centers	Evans
Colorado St.	Nielsen	Moala	Ali'ifua	Fackrell	Filiaga	Vigil	Davis	Floyd	Hines	Centers	Evans
at Fresno St.	Nielsen	Moala	Ali'ifua	Fackrell	Filiaga	Vigil	Davis	Gray	Hines	Centers	Evans
Boise St.	Nielsen	Moala	Ali'ifua	Fackrell	Filiaga	Vigil	Davis	Hayes	Hines	Centers	Evans
at San Diego St.	Nielsen	Taylor	Ali'ifua	Fackrell	Filiaga	Vigil	Davis	Centers*	Hines	Green*	Evans
Wyoming	Nielsen	Taylor	Taufa	Fackrell	Filiaga	Vigil	Davis	Floyd*	Hines	Green*	Evans
at New Mexico	Nielsen	Moala	Ali'ifua	Fackrell	Filiaga	Vigil	Davis	Hayes	Hines	Centers	Evans
at Air Force	Nielsen	Moala	Ali'ifua	Fackrell	Filiaga	Vigil	Davis	Ali'ifua^	Hines	Floyd	Evans
Nevada	Nielsen	Moala	Ali'ifua	Fackrell	Filiaga	Vigil	Davis	Floyd*	Hayes	Green*	Evans
BYU											

## GAME-BY-GAME STATISTICS

OFFENSE	Rushing	Passing (C-A-TD-YD-INT-LG)	Total Off.	FD	TO	Pen.	Punts	Time	Pts.
(off-yds-TD-LG)									
Southern Utah	35-140-0-39	16-33-0-110-1-15	68-250-0-39	15	1	11-123	14-463	30:12	12
at Utah	32-117-0-14	22-35-2-256-2-51	67-373-2-51	21	3	6-61	5-208	26:08	14
at Washington	30-83-1-20	17-33-0-171-2-49	63-254-1-49	13	2	5-25	4-139	27:12	17
Colorado St.	45-298-2-34	12-21-1-137-0-42	66-435-3-42	21	0	12-125	4-180	34:03	33
at Fresno St.	43-201-7-41	19-27-1-281-0-44	70-482-8-44	21	1	7-59	6-252	31:41	56
Boise St.	43-177-3-48	17-24-3-157-0-51	67-334-6-51	15	1	11-104	7-282	35:45	52
at San Diego St.	36-144-1-26	9-20-1-95-1-45	56-239-2-45	16	4	5-55	6-260	22:45	14
Wyoming	43-296-3-28	16-19-4-296-0-35	62-592-7-35	34	1	3-25	1-38	26:55	58
at New Mexico	37-78-0-18	14-25-1-216-0-63	62-294-1-63	13	2	2-8	6-279	28:46	13
at Air Force	23-75-0-21	25-47-4-364-1-48	70-439-4-48	19	1	2-21	7-352	22:52	28
Nevada	42-204-2-35	14-29-109-2-16	71-313-235	19	3	3-30	3-110	29:21	31
BYU									

DEFENSE	Rushing	Passing (C-A-TD-YD-INT-LG)	Total Off.	FD	TO	Pen.	Punts	Time	Pts.
(off-yds-TD-LG)									
Southern Utah	30-52-0-11	17-34-1-111-0-27	64-163-1-27	9	0	12-85	15-661	29:48	9
at Utah	44-195-3-38	17-22-0-132-0-14	66-327-3-38	21	0	5-43	6-256	33:52	24
at Washington	35-74-1-13	22-31-3-368-1-81	66-442-4-81	20	3	3-38	2-105	32:48	31
Colorado St.	31-109-1-25	21-46-1-252-1-43	77-361-2-43	24	3	12-110	5-199	25:57	18
at Fresno St.	42-82-1-11	10-20-1-112-3-42	62-194-2-42	10	4	5-30	6-183	28:19	14
Boise St.	30-34-3-15	25-50-0-299-3-38	80-333-3-38	20	8	3-30	3-125	24:15	26
at San Diego St.	61-336-5-62	6-10-1-93-1-34	71-429-6-62	19	0	6-60	5-179	37:15	48
Wyoming	49-270-2-47	10-18-2-83-0-17	67-353-4-47	22	0	4-33	5-298	33:05	27
at New Mexico	48-132-1-17	4-12-1-104-1-86	60-236-2-86	10	1	7-67	9-366	31:14	14
at Air Force	64-309-4-30	11-17-1-271-0-74	81-580-5-74	27	0	4-20	6-207	37:08	35
Nevada	46-209-3-60	8-18-0-55-0-13	64-264-3-60	15	2	3-32	6-220	30:39	27
BYU									

RUSHING	Hervey	Hobbs	Hunt	Keeton	Mays	Myers	Robinson	Sharp	Williams
(off-yds-TD-LG)									
Southern Utah	0-0-0-0	0-0-0-0	23-80-0-14	6-7-0-9	4-51-0-39	0-0-0-0	1-4-0-4	0-0-0-0	0-0-0-0
at Utah	0-0-0-0	0-0-0-0	14-37-0-8	12-46-0-14	6-34-0-10	0-0-0-0	0-0-0-0	0-0-0-0	0-0-0-0
at Washington	0-0-0-0	2-3-0-5	13-40-0-10	5-22-0-8	6-22-0-20	0-0-0-0	1-(-2)-0-(-2)	1-(-3)-0-(-3)	0-0-0-0
Colorado St.	0-0-0-0	2-5-0-3	13-37-1-33	0-0-0-0	10-60-0-30	16-191-1-34	1-(-4)-0-(-4)	1-8-0-8	1-1-0-1
at Fresno St.	6-20-1-5	4-50-1-33	12-41-2-15	0-0-0-0	9-92-3-41	5-(-10)-0-2	0-0-0-0	1-1-0-1	1-3-0-3
Boise St.	0-0-0-0	6-21-0-8	8-18-1-7	0-0-0-0	11-63-1-48	14-63-1-39	0-0-0-0	4-12-0-6	0-0-0-0
at San Diego St.	4-18-0-7	0-0-0-0	6-16-0-6	0-0-0-0	15-88-1-26	11-22-0-16	0-0-0-0	0-0-0-0	0-0-0-0
Wyoming	3-14-0-7	1-2-0-2	2-5-0-3	0-0-0-0	22-176-2-28	11-48-1-12	0-0-0-0	0-0-0-0	1-12-0-12
at New Mexico	1-(-5)-0-(-5)	4-28-0-18	2-6-0-3	1-1-0-1	17-29-0-8	10-5-0-5	0-0-0-0	0-0-0-0	0-0-0-0
at Air Force	0-0-0-0	0-0-0-0	1-1-0-1	0-0-0-0	12-40-0-14	8-22-0-21	0-0-0-0	0-0-0-0	0-0-0-0
Nevada	0-0-0-0	0-0-0-0	0-0-0-0	14-52-0-16	22-133-2-35	1-5-0-5	0-0-0-0	0-0-0-0	0-0-0-0
BYU									

Others: Fox (1-11-0-11 at New Mexico); Lindsey (4-16-0-5 at Fresno State; 3-39-0-17 vs. Wyoming; 2-12-0-10 at Air Force; 1-2-0-2 vs. Nevada); Moala (1-1-1-1 vs. Washington).





PASSING

(c-a-i-yds-TD-LG)

Table with 4 columns: Player Name, Hobbs, Keeton, Myers. Rows include Southern Utah, at Utah, at Washington, Colorado St., at Fresno St., Boise St., at San Diego St., Wyoming, at New Mexico, at Air Force, Nevada, and BYU.

RECEIVING

(no-yds-TD-LG)

Table with 14 columns: Player Name, Fox, Houston, Hunt, Lindsey, Mays, Raymond, Roberts, Robinson, Rodriguez, Sharp, Swindall, Van Leeuwen, Williams. Rows include Southern Utah, at Utah, at Washington, Colorado St., at Fresno St., Boise St., at San Diego St., Wyoming, at New Mexico, at Air Force, Nevada, and BYU.

Others: Colston-Green (2-54-1-34 vs. Wyoming); Copier (1-35-0-35 vs. Wyoming).

FIELD GOALS (underlined are good)

(made-att)

Table with 3 columns: Player Name, Thompson, Warren. Rows include Southern Utah, at Utah, at Washington, Colorado St., at Fresno St., Boise St., at San Diego St., Wyoming, at New Mexico, at Air Force, Nevada, and BYU.

^ = blocked kick

PUNTING

(no.-avg.-LG) 50+ In 20 In 10

Table with 6 columns: Player Name, (no.-avg.-LG), 50+, In 20, In 10. Rows include Southern Utah, at Utah, at Washington, Colorado St., at Fresno St., Boise St., at San Diego St., Wyoming, at New Mexico, at Air Force, Nevada, and BYU.

PUNT RETURNS

(no-yds-TD-LG)

Table with 6 columns: Player Name, Carmen, Davis, Hayes, Sharp, Rodriguez. Rows include Southern Utah, at Utah, at Washington, Colorado St., at Fresno St., Boise St., at San Diego St., Wyoming, at New Mexico, at Air Force, Nevada, and BYU.

KICKOFF RETURNS

(no-yds-TD-LG)

Table with 8 columns: Player Name, Davis, Home, Houston, Hunt, Larsen, Sharp, Williams. Rows include Southern Utah, at Utah, at Washington, Colorado St., at Fresno St., Boise St., at San Diego St., Wyoming, at New Mexico, at Air Force, Nevada, and BYU.



# 2015 UTAH STATE FOOTBALL STATS



## DEFENSIVE TACKLES (S-A-Total)

Defensive Line	Ali'ifua	Faimalo	Moala	Nielsen	Schuster	Taufa	Taylor	Togia
Southern Utah	2-1-3	1-1-2	1-2-3	1-3-4	0-0-0	0-1-1	0-0-0	0-1-1
at Utah	2-4-6	1-2-3	2-6-8	2-3-5	0-1-1	0-1-1	3-1-4	0-0-0
at Washington	0-0-0	0-0-0	1-2-3	1-1-2	1-2-3	0-0-0	0-0-0	0-0-0
Colorado St.	1-0-1	0-0-0	3-2-5	0-0-0	0-1-1	0-2-2	0-2-2	0-2-2
at Fresno St.	0-0-0	1-0-1	4-0-4	4-0-4	0-0-0	0-0-0	2-0-2	0-0-0
Boise St.	1-2-3	0-0-0	0-1-1	1-5-6	0-0-0	0-2-2	0-3-3	0-0-0
at San Diego St.	0-1-1	1-1-2	0-0-0	3-6-9	0-0-0	1-2-3	0-1-1	0-0-0
Wyoming	0-0-0	1-0-1	0-0-0	1-4-5	0-1-1	0-3-3	1-0-1	0-2-2
at New Mexico	2-0-2	0-0-0	3-2-5	3-1-4	0-0-0	0-0-0	0-0-0	1-0-1
at Air Force	3-1-4	1-0-1	4-1-5	4-2-6	0-0-0	1-2-3	0-1-1	1-1-2
Nevada	0-1-1	0-0-0	1-2-3	0-4-4	0-0-0	0-2-2	0-2-2	0-2-2
BYU								

Linebackers	Andersen	Baldomero	Carmen	Fackrell	Filiaga	Green	Huerta	Larsen	Okonkwo	Vigil
Southern Utah	0-0-0	0-0-0	1-2-3	3-2-5	0-6-6	0-0-0	0-0-0	0-0-0	1-4-5	5-8-13
at Utah	0-0-0	0-1-1	0-0-0	1-5-6	3-9-12	2-0-2	0-0-0	0-0-0	0-0-0	6-6-12
at Washington	0-0-0	0-0-0	0-0-0	3-2-5	1-6-7	4-3-7	0-0-0	0-0-0	0-0-0	4-5-9
Colorado St.	0-2-2	0-0-0	0-0-0	3-3-6	3-7-10	2-1-3	0-0-0	0-0-0	0-0-0	0-9-9
at Fresno St.	2-0-2	0-1-1	0-0-0	4-0-4	2-0-2	0-0-0	3-0-3	1-0-1	0-0-0	9-0-9
Boise St.	0-0-0	0-0-0	0-0-0	4-7-11	1-1-2	1-1-2	0-0-0	0-0-0	0-0-0	4-10-14
at San Diego St.	1-0-1	1-0-1	0-0-0	4-6-10	1-6-7	2-4-6	0-0-0	0-0-0	0-0-0	4-6-10
Wyoming	1-2-3	0-1-1	2-2-4	1-5-6	1-5-6	1-5-6	0-1-1	0-0-0	1-1-2	6-7-13
at New Mexico	1-0-1	1-0-1	0-0-0	4-1-5	4-2-6	3-1-4	0-0-0	0-0-0	0-0-0	6-3-9
at Air Force	1-0-1	0-0-0	3-2-5	3-2-5	0-0-0	3-2-5	0-0-0	0-0-0	0-0-0	15-5-20
Nevada	0-0-0	0-0-0	0-0-0	3-7-10	0-9-9	1-7-8	0-0-0	0-0-0	0-0-0	3-10-13
BYU										

Secondary	Amadi	Centers	Davis	Ellison	Evans	Floyd	Gray	Hayes	Hines	Painter	Rocquemore	Wade
Southern Utah	0-0-0	3-1-4	3-1-4	1-0-1	0-3-3	1-0-1	3-2-5	0-0-0	0-0-0	0-2-2	0-0-0	0-0-0
at Utah	0-0-0	3-3-6	3-2-5	0-0-0	0-1-1	1-1-2	1-1-2	0-0-0	0-0-0	1-0-1	4-2-6	0-0-0
at Washington	0-0-0	4-2-6	4-1-5	0-0-0	3-3-6	1-1-2	2-1-3	0-0-0	4-3-7	0-0-0	1-2-3	0-0-0
Colorado St.	1-0-1	1-6-7	1-4-5	0-0-0	2-6-8	1-1-2	0-0-0	0-0-0	2-2-4	4-0-4	3-0-3	0-0-0
at Fresno St.	0-0-0	2-1-3	0-0-0	0-0-0	2-0-2	2-0-2	1-0-1	1-2-3	0-0-0	0-0-0	4-0-4	2-0-2
Boise St.	0-0-0	3-1-4	4-3-7	0-0-0	2-1-3	1-1-2	0-0-0	1-1-2	0-2-2	1-0-1	1-1-2	0-0-0
at San Diego St.	0-0-0	5-1-6	1-0-1	0-0-0	5-2-7	5-2-7	0-0-0	1-1-2	2-2-4	0-0-0	2-0-2	0-0-0
Wyoming	0-0-0	0-0-0	1-2-3	0-0-0	1-6-7	2-2-4	0-1-1	0-0-0	1-4-5	0-1-1	1-2-3	0-0-0
at New Mexico	0-0-0	2-0-2	4-0-4	0-0-0	2-1-3	0-0-0	0-0-0	1-3-4	3-2-5	0-0-0	0-0-0	0-0-0
at Air Force	0-0-0	3-0-3	6-1-7	0-0-0	2-1-3	2-1-3	1-0-1	2-0-2	1-0-1	0-0-0	0-0-0	0-0-0
Nevada	0-0-0	0-1-1	0-1-1	0-0-0	4-7-11	1-4-5	0-0-0	2-2-4	2-2-4	0-0-0	0-3-3	0-0-0
BYU												

## DEFENSIVE SPECIAL PLAYS

Opponent	Sacks	Int.	FF	FR	PBU	QBH
Southern Utah	Fackrell (2.0), Ali'ifua (1.0), Davis (1.0), Moala (1.0)	None	None	None	Davis (3), Evans (1), Filiaga (1), Gray (1), Fackrell (2), Vigil (1), Nielsen (1)	
at Utah	None	None	None	None	Davis (1)	None
at Washington	Green (1.0)	Centers	Hines, Fackrell	Floyd, Rocquemore*	None	None
Colorado St.	Fackrell (1.0), Moala (1.0), Ali'ifua (1.0)	Davis	Moala, Amadi, Rocquemore	Fackrell, Nielsen	Hines (3), Vigil (2), Evans (1), Centers (1), Fackrell (6), Davis (1), Painter (1), Floyd (1)	
at Fresno St.	Evans (2.0), Vigil (1.0), Nielsen (1.0), Floyd (1.0)	Centers, Painter, Carmen	Evans, Vigil	Fackrell	None	None
Boise St.	Vigil (2.0), Ali'ifua (1.0), Nielsen (1.0)	Evans*, Davis, Vigil, Fackrell, Green	Davis, Evans, Ali'ifua	Fackrell (2), Vigil,	Nielsen, Hayes	
at San Diego St.	Green (1.0)	None	None	None	Hines (1)	None
Wyoming	Green (1.0)	None	None	None	Evans (2), Rocquemore (1) Huerta (1)	Davis (1), Togiai (1)
at New Mexico	Fackrell (2.0), Moala (1.0)	Centers	Moala, Rodriguez	None	Moala	None
at Air Force	None	None	None	None	Davis	None
Nevada	Green (1.0)	None	None	Fackrell*, Vigil	Hines	Fackrell (2), Green (1),
Vigil (1)						
BYU						

\* = TD







# 2015 UTAH STATE FOOTBALL STATS

## 2015 CAPTAINS

NO	NAME	YR	POS
2	Kent Myers	SO	QB
5	LT Filiaga	SR	LB
9	Kyler Fackrell	SR	LB
11	Brandon Swindall	SR	WR
12	Alex Huerta	SO	LB
12	DJ Nelson	FR	QB
13	Jalen Davis	SO	CB
16	Chuckie Keeton	SR	QB
19	Ian Togiati	SO	DE
21	LaJuan Hunt	SO	RB
27	Jontrell Rocquemore	FR	S
37	Devin Centers	JR	S
41	Nick Vigil	JR	LB
48	Chase Christiansen	FR	LB
52	John Taylor	SR	DE
59	Austin Stephens	JR	OL
70	Travis Seefeldt	SR	NG
75	Taaní Fisilau	SR	OL
76	Jake Simonich	JR	OL
83	Wyatt Houston	JR	TE
88	Braelon Roberts	SO	WR
95	Ricky Ali'ifua	JR	DE
97	Jordan Nielsen	SR	DE

## MW POW NOMINEES

(offense-defense-special teams)

	Offense	Defense	Special
SUU	Hunt	Vigil	<u>Rodriguez</u>
Utah	Keeton	Vigil	Dalton
UW	Sharp	Green	Sharp
CSU	<u>Myers</u>	Fackrell	Warren
FS	Mays	Vigil	Dalton
BS	Myers	<u>Fackrell</u>	Thompson
SDSU	Mays	Nielsen	Dalton
WYO	Myers	Vigil	Warren
NM	Rodriguez	Moala	Dalton
AFA	Sharp	Vigil	Dalton
NEV	Mays	<u>Fackrell</u>	Dalton
BYU			

**Underline = 2015 winner**

## RED ZONE

	Utah State			Opponent		
	#	TD	FG	#	TD	FG
SUU	1	0	1	1	0	1
Utah	3	2	0	4	3	1
UW	3	1	1	3	2	0
CSU	3	0	3	3	2	0
FS	5	5	0	1	1	0
BSU	5	4	0	4	3	1
SDSU	1	0	0	8	5	2
WYO	6	5	1	3	3	0
NM	3	0	1	1	1	0
AFA	1	0	0	4	3	0
NEV	4	2	2	1	1	0
BYU						

**USU - 35 Poss., 26 Scores (74%)**  
**Opp - 33 Poss., 29 Scores (73%)**

## POINTS OFF TURNOVERS

	Utah State			Opponent		
	#	TD	FG	#	TD	FG
SUU	0	0	0	1	0	0
Utah	0	0	0	3	0	0
UW	3	1	0	2	1	0
CSU	3	0	2	0	0	0
FS	4	2	0	1	1	0
BS	8	5	0	1	1	0
SDSU	0	0	0	4	2	1
WYO	0	0	0	1	1	0
NM	1	0	1	2	1	0
AFA	0	0	0	1	0	0
NEV	2	1	0	3	2	0
BYU						

**USU - 21 TO's, 12 Scores (57%)**  
**Opp. - 19 TO's, 10 Scores (53%)**

## SCORE BY QUARTERS

	Utah State	Opponent
SUU	5-0-0-7=12	6-3-0-0=9
Utah	0-14-0-0=14	7-7-7-3=24
UW	0-10-0-7=17	3-14-14-0=31
CSU	3-14-6-10=33	3-7-0-8=18
FS	7-22-14-13=56	7-0-0-7=14
BS	17-28-7-0=52	3-7-7-9=26
SDSU	0-7-7-0=14	17-17-0-14=48
WYO	14-16-7-21=58	7-7-7-6=27
NM	0-3-7-3=13	0-7-7-0=14
AFA	14-0-14-0=28	14-7-14-0=35
NEV	0-7-14-10=31	7-14-6-0=27
BYU		

**USU - 60-121-76-71=328**  
**Opp. - 74-90-62-47=273**

## EXPLOSIVES

(20-Plus Yard Plays)

	Utah State			Opponent		
	Run	Pass	TD	Run	Pass	TD
SUU	1	0	0	0	1	1
Utah	0	3	0	2	0	0
UW	1	1	0	0	5	2
CSU	6	2	3	1	1	0
FS	3	5	3	0	2	1
BS	2	2	2	0	4	0
SDSU	1	1	2	3	2	1
WYO	1	7	2	1	0	1
NM	0	4	1	0	1	1
AFA	1	7	4	3	6	2
NEV	2	0	0	2	0	2
BYU						
<b>Totals</b>	<b>18</b>	<b>32</b>	<b>17</b>	<b>12</b>	<b>22</b>	<b>11</b>

## INDIVIDUAL EXPLOSIVES

(20-Plus Yard Plays)

(Touchdowns Underlined)

### Rushing (18)

Hobbs - 33  
 Hunt - 33  
 Mays - 39, 20, 30, 41, 23, 48, 26, 28, 35, 32  
 Myers - 34, 34, 26, 27, 39, 21

### Receiving (32)

Colston-Green - 20, 34  
 Copier - 35  
 Fox - 21  
 Houston - 34, 24, 25, 24, 22  
 Hunt - 51, 63  
 Raymond - 22  
 Rodriguez - 25, 24, 24, 21  
 Robinson - 39, 51, 28, 44, 44  
 Sharp - 49, 42, 43, 21, 45, 23, 41, 48, 39  
 Swindall - 22  
 Williams - 20



# 2015 UTAH STATE FOOTBALL STATS



UTAH STATE SCORING DRIVES				
Opp.	Qtr	Pl-Yds	Time	Score
SUU	1	6-65	3:07	Warren 30 FG
Utah	2	11-85	5:43	Hunt 8 Pass
Utah	2	9-76	1:25	Van Leeuwen 15 Pass
UW	2	9-36	3:09	Warren 22 FG
UW	2	10-75	3:35	Moala 1 Run
CSU	1	9-44	5:08	Thompson 22 FG
CSU	2	3-84	0:54	Sharp 42 Pass
CSU	2	4-61	2:06	Myers 26 Run
CSU	3	4-2	1:16	Warren 23 FG
CSU	3	14-37	6:51	Warren 40 FG
CSU	4	13-70	4:15	Warren 34 FG
CSU	4	6-74	3:11	Hunt 33 Run
FS	1	8-64	2:16	Hunt 15 Run
FS	2	5-54	2:21	Mays 5 Run
FS	2	2-8	0:46	Hunt 3 Run
FS	2	6-68	1:22	Robinson 44 Pass
FS	3	7-75	3:07	Mays 41 Run
FS	3	8-73	4:52	Mays 23 Run
FS	4	2-9	0:48	Hobbs 5 Run
FS	4	6-49	3:04	Hervey 5 Run
BSU	1	9-71	4:57	Houston 2 Pass
BSU	1	7-26	3:17	Thompson 52 FG
BSU	1	3-11	1:18	Sharp 10 Pass
BSU	2	4-15	0:43	Hunt 4 Run
BSU	2	2-46	0:44	Myers 39 Run
BSU	2	1-21	0:07	Sharp 21 Pass
BSU	3	5-75	2:40	Mays 1 Run
SDSU	2	4-73	1:37	Sharp 45 Pass
SDSU	3	6-65	2:43	Mays 26 Run
WYO	1	5-75	2:15	Houston 8 Pass
WYO	1	9-78	4:29	Mays 11 Run
WYO	2	5-69	2:02	Mays 2 Run
WYO	2	11-60	5:15	Warren 22 FG
WYO	3	8-46	3:14	Myers 5 Run
WYO	4	10-78	3:49	Swindall 19 Pass
WYO	4	3-65	0:49	Houston 25 Pass
WYO	4	4-73	1:15	Colston-Green 34 Pass
UNM	2	6-33	2:40	Warren 25 FG
UNM	3	6-61	2:59	Rodriguez 24 Pass
UNM	4	4-7	2:08	Warren 41 FG
AFA	1	6-75	2:28	Sharp 41 Pass
AFA	1	4-75	1:15	Sharp 48 Pass
AFA	3	4-53	2:01	Sharp 39 Pass
AFA	3	5-75	1:28	Robinson 44 Pass
NEV	3	14-75	5:05	Mays 5 Run
NEV	3	6-68	1:41	Mays 2 Run
NEV	4	7-32	2:22	Thompson 42 FG

### Non-Offensive Scores

SUU	1	0-0	0:00	PAT Return
SUU	1	0-0	0:00	88 Punt Return
UW	1	0-0	0:00	97 Fumble Return
FS	2	0-0	0:00	Safety
BSU	2	0-0	0:00	90 Int. Return
WYO	2	0-0	0:00	14 Blk. Punt Return
NEV	2	0-0	0:00	96 Kick Return
NEV	4	0-0	0:00	0 Fumble Recovery

OPPONENT SCORING DRIVES				
Opp.	Qtr	Pl-Yds	Time	Score
SUU	1	2-24	0:33	27 Pass
SUU	2	5-41	1:26	36 FG
Utah	1	10-75	4:42	12 Run
Utah	2	9-73	3:33	4 Run
Utah	3	12-69	6:35	2 Run
Utah	4	5-20	1:55	37 FG
UW	1	10-52	5:02	48 FG
UW	2	3-80	0:55	81 Pass
UW	2	13-63	6:06	2 Run
UW	3	8-78	4:13	33 Pass
UW	3	7-69	3:24	3 Pass
CSU	1	11-53	3:53	42 FG
CSU	2	7-46	2:55	16 Pass
CSU	4	7-77	1:53	15 Rush
FS	1	4-35	1:16	21 Pass
FS	4	7-61	2:40	1 Run
BSU	1	4-5	1:20	46 FG
BSU	2	7-51	2:59	1 Run
BSU	3	10-82	2:49	3 Run
BSU	4	9-51	1:51	41 FG
BSU	4	4-67	1:12	1 Run
SDSU	1	7-78	2:27	18 Pass
SDSU	1	2-14	0:33	1 Run
SDSU	1	10-45	4:37	41 FG
SDSU	2	11-77	6:04	4 Run
SDSU	2	2-67	0:38	62 Run
SDSU	2	6-18	3:02	21 FG
SDSU	4	8-59	3:55	1 Run
SDSU	4	6-28	3:04	7 Run
WYO	1	13-75	7:02	9 Pass
WYO	2	4-75	2:10	47 Run
WYO	3	8-42	3:50	3 Run
WYO	4	7-60	2:48	8 Pass
UNM	2	3-96	1:58	86 Pass
UNM	3	1-3	0:04	3 Run
AFA	1	5-79	1:56	30 Run
AFA	1	10-75	5:17	1 Run
AFA	2	10-85	3:07	5 Run
AFA	3	3-75	1:16	74 Pass
AFA	3	10-75	2:59	3 Run
NEV	2	4-21	2:10	2 Run
NEV	2	11-72	5:45	33 Run
NEV	3	2-65	0:50	60 Run

### Non-Offensive Scores

NEV	1	0-0	0:00	25 Int. Return
-----	---	-----	------	----------------

AVERAGE FIELD POSITION		
	Utah State	Opponent
SUU	Own 26	Own 33
Utah	Own 26	Own 24
UW	Own 34	Own 31
CSU	Own 30	Own 25
FS	Own 39	Own 27
BSU	Own 47	Own 27
SDSU	Own 28	Own 39
WYO	Own 28	Own 29
NM	Own 38	Own 26
AFA	Own 24	Own 22
NEV	Own 40	Own 27
BYU		

### USU Drive Start Position/Result

(-20 = inside or at own 20-yard line;  
50+=drives started on other side of 50 - in  
opponent territory)

	-20	TD	FG	50+	TD	FG
SUU	3	0	0	1	0	0
Utah	2	1	0	0	0	0
UW	2	0	0	2	0	1
CSU	4	1	1	1	0	1
FS	1	0	0	4	3	0
BSU	1	0	0	5	4	0
SDSU	5	0	0	0	0	0
WYO	2	0	0	1	1	0
NM	2	0	0	3	0	2
AFA	4	0	0	1	0	0
NEV	3	0	0	2	0	0
BYU						

### Opp. Start Position/Result

(-20 = inside or at own 20-yard line;  
50+=drives started on other side of 50 - in  
opponent territory)

	-20	TD	FG	50+	TD	FG
SUU	4	0	0	2	1	0
Utah	2	0	0	1	0	1
UW	3	1	1	1	0	0
CSU	3	0	0	1	1	0
FS	4	0	0	1	1	0
BSU	4	1	0	1	0	1
SDSU	3	0	0	4	2	1
WYO	0	0	0	1	1	0
NM	5	1	0	1	1	0
AFA	3	1	0	0	0	0
NEV	3	0	0	1	1	0
BYU						

### DRIVE CHARTS

	Drives	Scores	TD	FG	Punt	TO	Downs	Half	Safety	Scoring Pct.
Utah State	149	48	37	11	63	19	7	9	0	32.2%
Opponent	153	43	35	8	69	21	6	10	1	28.1%





# 2015 UTAH STATE FOOTBALL LAST TIME STATS

## UTAH STATE...

### OFFENSE

- **200 Yards Rushing** - 204 vs. NEVADA, 2015
- **300 Yards Rushing** - 364 at AIR FORCE, 2015
- **400 Yards Rushing** - 440 vs. Weber State, 2011
- **300 Yards Passing** - 311 vs. Air Force, 2014
- **400 Yards Passing** - 426 vs. UNLV, 2012
- **500 Yards Passing** - 509 vs. Boise State, 2000
- **500 Yards Total Offense** - 592 vs. WYOMING, 2015
- **600 Yards Total Offense** - 646 at Louisiana Tech, 2012
- **40 Points** - 41 vs. San José State, 2014
- **50 Points** - 58 vs. WYOMING, 2015
- **60 Points** - 63 vs. Wyoming, 2011
- **70 Points** - 70 vs. Weber State, 2013
- **Safety By USU** - at FRESNO STATE, 2015

## OPPONENT...

### DEFENSE

- **200 Yards Rushing** - 209 vs. NEVADA, 2015
- **300 Yards Rushing** - 309 at AIR FORCE, 2015
- **400 Yards Rushing** - 408 at Oregon, 2008
- **300 Yards Passing** - 368 at WASHINGTON, 2015
- **400 Yards Passing** - 404 at Fresno State, 2013
- **500 Yards Passing** - 505 at Texas Tech, 2000
- **500 Yards Total Offense** - 580 at AIR FORCE, 2015
- **600 Yards Total Offense** - 629 at Louisiana Tech, 2012
- **40 Points** - 48 at SAN DIEGO STATE, 2015
- **50 Points** - 50 at Boise State, 2014
- **60 Points** - 66 at Oregon, 2008
- **70 Points** - 70 at Fresno State, 2001
- **Safety Against USU** - at Boise State, 2014

## UTAH STATE INDIVIDUAL

- **100 Yards Rushing** - 22-133 2 TD, DEVANTE MAYS vs. NEVADA, 2015
- **200 Yards Rushing** - 18-235 3 TD, Kerwynn Williams vs. Toledo, 2012
- **100 Yards Rushing by a Quarterback** - 16-191 1 TD, KENT MYERS vs. COLORADO STATE, 2015
- **Two Players with 100 Yards Rushing** - Kerwynn Williams (20-162 2TD) and Chuckie Keeton (17-121) at Louisiana Tech, 2012
- **300 Yards Passing** - 364 (25-47), KENT MYERS at AIR FORCE, 2015
- **400 Yards Passing** - 426 (21-34), Chuckie Keeton vs. UNLV, 2012
- **Three TD Passes** - KENT MYERS vs. WYOMING, 2015
- **Four TD Passes** - KENT MYERS at AIR FORCE, 2015
- **Five or More TD Passes** - 5, Chuckie Keeton vs. Weber State, 2013
- **Two Players with 100 Yards Passing** - Patrick Mullins (11-for-16, 105) and Matt Sauk (12-for-25, 169) vs. BYU, 1996
- **100 Yards Receiving** - 13-193, HUNTER SHARP at AIR FORCE, 2015
- **200 Yards Receiving** - 11-221, Kevin Curtis at South Florida, 2001
- **Two Players with 100 Yards Receiving** - Travis Reynolds (7-129) and Travis Van Leeuwen (4-112,) at UNLV, 2013
- **100 Yards Receiving by a Running Back** - 4-125 TD, Kerwynn Williams at Louisiana Tech, 2012
- **100 Yards Rushing and Receiving** - 162 rush, 125 rec, Kerwynn Williams, at Louisiana Tech, 2012
- **200 Yards All Purpose** - 227, Hunter Sharp vs. Air Force, 2014
- **More Than Two Rushing TD In One Game** - 3, DEVANTE MAYS at FRESNO STATE, 2015
- **More Than Three Rushing TD In One Game** - 4, Robert Turbin vs. Colorado State, 2011
- **More Than One Receiving TD In One Game** - 3, HUNTER SHARP at AIR FORCE, 2015
- **More Than Three Combined TD In One Game** - 4, Joey DeMartino (3 rush, 1 rec), at New Mexico, 2013
- **TD Pass By A Non-QB** - 44, Ronald Butler (WR), at Hawai'i, 2014
- **80-Yard Run For A Touchdown** - 86, Kerwynn Williams at San Jose State, 2012
- **80-Yard Pass For A Touchdown** - 81, Hunter Sharp from Darell Garretson, at Arkansas State, 2014
- **50-Yard Field Goal** - 52, JAKE THOMPSON vs. BOISE STATE, 2015
- **Four Field Goals** - 4, Nick Diaz at San José State, 2013
- **Kickoff Return For A Touchdown** - 96, HUNTER SHARP vs. NEVADA, 2015
- **Punt Return For A Touchdown** - 88, ANDREW RODRIGUEZ vs. SOUTHERN UTAH, 2015
- **Interception Return For A Touchdown** - 90, MARWIN EVANS vs. BOISE STATE, 2015
- **Fumble Return For A Touchdown** - 97, JONTRELL ROCQUEMORE AT WASHINGTON, 2015
- **Kick Blocked For A Touchdown** - (PUNT) 1, Zach Vigil vs. Utah, 2012
- **Blocked Extra Point For A Conversion** - (BLOCK) DAVID MOALA, (RETURN) TORREY GREEN vs. SOUTHERN UTAH, 2015
- **Two-Point Conversion** - (Pass) Darell Garretson to JoJo Natson vs. Northern Illinois, 2013

## OPPONENT INDIVIDUAL

- **100 Yards Rushing** - 17-139 2 TD, JAMES BUTLER (NEVADA), 2015
- **200 Yards Rushing** - 26-201 1 TD, BRIAN HILL (WYOMING), 2015
- **Two Players With 100 Yards Rushing** - 13-121 4TD Doug Martin and 16-116 2TD Jeremy Avery, (Boise State), 2009
- **300 Yards Passing** - 22-31-1, 368, 3 TD, JAKE BROWNING (WASHINGTON), 2015
- **400 Yards Passing** - 36-53-2, 404, 3 TD, Derrick Carr (at Fresno State), 2013
- **100 Yards Receiving** - 10-114, TD, RASHARD HIGGINS (COLORADO STATE), 2015
- **200 Yards Receiving** - 12-205, Rishard Matthews (Nevada), 2011
- **Two Players With 100 Yards Receiving** - Mitch Mathews 8-117 TD and Jordan Leslie 4-135 (BYU), 2014
- **Three Players With 100 Yards Receiving** - C.J.Hawthorne, 9-116 TD, J.Rivers 7-130 TD and R.Grice-Mullen, 5-113 (Hawai'i), 2007
- **80-Yard Run For A Touchdown** - 92, Demarco Murray (Oklahoma), 2007
- **80-Yard Pass For A Touchdown** - 86, LAMAR JORDAN TO DELANE HART-JOHNSON (NEW MEXICO), 2015
- **50-Yard Field Goal** - 52, Jared Roberts (at Colorado State), 2014
- **Kickoff Return For A Touchdown** - 87, Bernard Reedy (Toledo), 2012
- **Punt Return For A Touchdown** - 82, Kenzel Doe (Wisconsin), 2012
- **Interception Return For A Touchdown** - 25, JORDAN DOBICH (NEVADA), 2015
- **Fumble Return For A Touchdown** - 38, Spencer Unga (Weber State), 2013
- **Kick Blocked For A Touchdown** - (Punt) 16, la Falo (Boise State), 2007





# 2015 UTAH STATE FOOTBALL ROSTERS



ALPHABETICAL			NUMERICAL							
No.	Name	Pos.	No.	Name	Pos.	Ht.	Wt.	Cl.	Exp.	Hometown (High School/Last School)
55	Adeoye, Adewale	DE	1	Daniel Gray	CB	5-11	180	Jr.	1L	Fort Lauderdale, Fla. (Boyd Anderson HS/Tennessee)
65	Albrecht, Austin	OL		Marquan Ellison	FS	5-11	190	Jr.	2L	Milwaukee, Wis. (Bradley Tech HS)
95	All'ifua, Ricky	DE	2	Dallin Leavitt	SS	5-11	200	Jr.	TR	Portland Ore. (Central Catholic HS/BYU)
18	Andersen, Chasen	LB	2	Kent Myers	QB	6-0	195	So.	1L	Rowlett, Texas (Sachse HS)
14	Artist, Chad	WR	3	Devonte Robinson	WR	6-2	190	Sr.	1L	Delray Beach, Fla. (Village Academy HS/Dodge City CC)
8	Bailey, Wesley	CB	4	Hunter Sharp	WR	6-0	200	Sr.	1L	Palmdale, Calif. (Highland HS/Antelope Valley JC)
86	Baker, Dalton	TE	5	LT Filiaga	LB	5-11	245	Sr.	1L	South Jordan, Utah (Bingham HS/Utah)
45	Baldomero, Jarom	LB	5	Cade Smith	QB	6-0	200	Fr.	HS	Salem, Ore. (West Salem HS)
	Barker, Bryce	CB	6	Cameron Haney	CB	5-11	180	Fr.	HS	Los Angeles, Calif. (Cathedral HS)
94	Berntson, Eric	DE	7	Tonny Lindsey	RB	5-9	190	So.	RS	Long Beach, Calif. (Woodrow Wilson HS/Cerritos JC)
78	Boyer, Cody	OL	8	Wesley Bailey	CB	6-2	190	Jr.	JC	Huntsville, Ala. (J.O. Johnson HS/Eastern Arizona CC)
25	Bright, Gerold	WR	8	Damion Hobbs	QB	6-2	220	So.	SQ	Cedar Hill, Texas (Cedar Hill HS/Oregon)
73	Brooksby, Preston	OL	9	Kyler Fackrell	LB	6-5	250	Sr.	2L	Mesa, Ariz. (Mesa HS)
20	Carmen, Brock	LB	10	Jaren Colston-Green	WR	6-3	205	So.	JC	Tallahassee, Fla. (Leon HS/Arizona Western JC)
38	Casper, Cole	S	11	Brandon Swindall	WR	6-4	205	Sr.	2L	Oklahoma City, Okla. (Millwood HS)
37	Centers, Devin	FS	12	Alex Huerta	LB	6-2	230	So.	SQ	Wellsville, Utah (Mountain Crest HS)
55	Chen, Andrew	OL	12	DJ Nelson	QB	5-9	200	Fr.	RS	Logan, Utah (Logan HS)
40	Cheney, Austin	CB	13	Jalen Davis	CB	5-10	175	So.	1L	La Mesa, Calif. (Helix HS)
48	Christiansen, Chase	LB	14	Chad Artist	WR	6-3	180	Fr.	HS	Logan, Utah (Logan HS)
10	Colston-Green, Jaren	WR	14	Joe Riggins	LB	6-2	210	Fr.	HS	Fort Lauderdale, Fla. (Cardinal Gibbons HS)
15	Conrad, Hudson	WR	15	Hudson Conrad	WR	5-10	175	Fr.	HS	Tooele, Utah (Stansbury HS)
85	Copier, Chris	TE	15	Tyler Floyd	CB	5-9	185	Sr.	1L	Orlando, Fla. (Bishop Moore HS/Fullerton CC)
84	Cortazzo, Ethan	WR	16	Chuckie Keeton	QB	6-2	210	R-Sr.	3L	Houston, Texas (Cypress Creek HS)
89	Dalton, Aaron	P	16	Anthony Williams	LB	6-2	230	Sr.	1L	Philadelphia, Pa. (Upper Dublin HS/Pierce JC)
13	Davis, Jalen	CB	17	Deshane Hines	CB	5-10	185	Sr.	1L	Fremont, Calif. (American HS/San Mateo JC)
62	Eberle, Dominik	PK	18	Chasen Andersen	LB	5-11	220	Fr.	RS	Logan, Utah (Logan HS/Wisconsin)
2	Ellison, Marquan	FS	19	Brandon O'Donnell	WR	6-0	185	Fr.	HS	Highlands Ranch, Colo. (Valor Christian HS)
24	Evans, Marwin	SS	19	Ian Togiai	DE	6-3	255	So.	1L	West Valley City, Utah (Hunter HS)
9	Fackrell, Kyler	LB	20	Brock Carmen	LB	6-3	230	Jr.	JC	Clovis, Calif. (Clovis North HS/Riverside CC)
98	Faimalo, Edmund	DE	21	LaJuan Hunt	RB	5-8	195	So.	1L	Fort Lauderdale, Fla. (University HS)
30	Ferguson, Gaje	S	22	Bryant Hayes	CB	5-9	175	Sr.	1L	Compton, Calif. (Compton HS/San Mateo JC)
43	Filiaga, Dillon	LB	23	Michael Okonkwo	LB	6-1	230	Sr.	3L	Chandler, Ariz. (Chandler HS)
5	Filiaga, LT	LB	24	Marwin Evans	SS	6-0	210	Sr.	1L	Milwaukee, Wis. (Oak Creek HS/Highland CC)
75	Fisilau, Taani	OG	25	Gerold Bright	WR	5-9	180	Fr.	HS	Pensacola, Fla. (Escambia HS)
15	Floyd, Tyler	CB	26	Kevin Ogbu	CB	5-10	175	So.	TR	Katy, Texas (Katy HS/Houston Baptist)
68	Forsythe, Dalton	OL	26	Kennedy Williams	RB	5-8	160	Jr.	2L	Las Vegas, Nev. (Valley HS)
80	Fox, Tyler	WR	27	Jontrell Rocquemore	FS	6-1	200	Fr.	RS	McKinney, Texas (McKinney HS)
29	Franklin, Aaron	RB	28	Aaron Wade	SS	6-1	200	Fr.	RS	Lithia, Fla. (Newsome HS)
	Gajkowski, Mason	WR	29	Aaron Franklin	RB	5-11	200	Fr.	HS	West Covina, Calif. (West Covina HS)
58	Galea'i, Salanoa	LS	29	Myron Turner	FS	6-0	180	So.	SQ	DeSoto, Texas (DeSoto HS)
50	Garrett, Ryan	DE	30	Gaje Ferguson	S	6-0	200	So.	JC	Mendon, Utah (Mountain Crest HS/Snow College)
1	Gray, Daniel	CB	31	Jentz Painter	CB	5-8	175	Jr.	1L	Riverton, Utah (Riverton HS)
39	Green, Torrey	LB	32	Devante Mays	RB	5-11	220	Jr.	JC	Livingston, Texas (Livingston HS/Blinn JC)
6	Haney, Cameron	CB	33	Joe Palange	TE	6-0	239	Jr.	TR	Cleveland, Ohio (St. Edward HS/Oklahoma)
42	Harold, La'Bradford	LB	34	Justen Hervey	RB	5-9	195	Fr.	RS	Beaumont, Texas (Westbrook HS)
53	Harris, Braden	LB	36	Jake Thompson	K	6-0	215	Jr.	2L	Logan, Utah (Logan HS)
22	Hayes, Bryant	CB	37	Devin Centers	FS	5-9	200	Jr.	2L	Chandler, Ariz. (Chandler HS)
34	Hervey, Justen	RB	38	Cole Casper	S	6-0	190	Fr.	HS	Spanish Fork, Utah (Maple Mountain HS)
17	Hines, Deshane	CB	39	Torrey Green	LB	6-2	235	Sr.	2L	Rubidoux, Calif. (Rubidoux HS)
8	Hobbs, Damion	QB	40	Austin Cheney	CB	5-9	190	Jr.	1L	Boise, Idaho (Borah HS/Southern Virginia)
74	Hockel, Jude	OL	41	Nick Vigil	LB	6-2	235	Jr.	2L	Plain City, Utah (Fremont HS)
44	Horne, Landon	TE	42	La'Bradford Harold	LB	5-11	225	Sr.	3L	Crowley, Texas (Crowley HS)
83	Houston, Wyatt	TE	43	Dillon Filiaga	LB	6-0	225	Fr.	RS	Pocatello, Idaho (Highland HS)
12	Huerta, Alex	LB	44	Landon Horne	TE	6-3	240	Jr.	SQ	Kaysville, Utah (Davis HS/Snow College)
21	Hunt, LaJuan	RB	45	Jarom Baldomero	LB	5-11	235	Sr.	2L	Kailua, Hawaii (Iolani HS/Foothill JC)
47	Hutchinson, Mark	LS	46	Mason Tobeck	LB	6-3	225	Fr.	HS	Puyallup, Wash. (Cascade Christian HS)
64	Ioane, Jarom	OL	47	Mark Hutchinson	LS	5-11	205	Sr.	SQ	Corona, Calif. (Corona Santiago HS)
90	Jeppesen, Clark	DE	48	Chase Christiansen	LB	6-1	230	Fr.	RS	Stansbury, Utah (Stansbury HS)
16	Keeton, Chuckie	QB	49	Derek Larsen	LB	6-3	230	Fr.	RS	Logan, Utah (Logan HS)
49	Larsen, Derek	LB	50	Ryan Garrett	DE	6-1	222	Fr.	HS	Las Vegas, Nev. (Bishop Gorman HS)
2	Leavitt, Dallin	SS	51	David Moala	NG	6-2	300	Sr.	1L	Inglewood, Calif. (Junipero Serra HS/Cerritos CC)
92	Lee, Zach	P	52	John Taylor	DE	6-2	275	Sr.	1L	Colton, Calif. (Colton HS/Riverside CC)
77	Leeper, Justin	LS	53	Braden Harris	LB	6-3	220	Fr.	HS	Gunnison, Utah (Gunnison Valley HS)
7	Lindsey, Tonny	RB	54	Ben Wysocki	OL	6-5	295	Sr.	TR	Seal Beach, Calif. (Los Alamitos HS/UCLA)
60	Markosian, Andrew	OL	55	Adewale Adeoye	DE	6-3	250	Fr.	RS	St. Louis, Mo. (Ritenour HS)
32	Mays, Devante	RB	55	Andrew Chen	OL	6-3	285	So.	SQ	Calabasas, Calif. (Chaminade College Prep)
51	Moala, David	NG	56	Gasetoto Schuster	NG	6-0	280	Fr.	RS	Long Beach, Calif. (Long Beach Poly HS)
72	Mosley, Tyshon	OL	57	Leki Uasike	LB	5-10	225	Jr.	RS	Hurst, Texas (L.D. Bell HS/Cisco JC)
2	Myers, Kent	QB	58	Salanoa Galea'i	LS	6-1	240	Sr.	1L	Eules, Texas (Eules Trinity HS/Louisiana-Monroe)
12	Nelson, DJ	QB	59	Austin Stephens	OC	6-3	305	Jr.	1L	West Des Moines, Iowa (Valley HS/Iowa Western CC)





# 2015 UTAH STATE FOOTBALL ROSTERS

## NUMERICAL

No.	Name	Pos.	Ht.	Wt.	Cl.	Exp.	Hometown (High School/Last School)
60	Andrew Markosian	OL	6-2	245	Fr.	HS	Draper, Utah (Juan Diego HS)
61	Tyler Saltmarsh	OL	6-5	255	Fr.	HS	Sandy, Utah (Alta HS)
62	Dominik Eberle	PK	6-3	175	Fr.	HS	Redondo Beach, Calif. (Redondo Union HS)
63	Brock Warren	PK	6-2	180	Jr.	SQ	Hyde Park, Utah (Sky View HS)
64	Jarom Ioane	OL	6-6	330	So.	SQ	Bountiful, Utah (Bountiful HS)
65	Austin Albrecht	OL	6-5	295	Jr.	1L	Sandy, Utah (Alta HS)
66	KJ Uluave	OL	6-5	280	Fr.	RS	Laie, Hawaii (Kahuku HS)
67	Brandon Taukeiaho	OL	6-3	310	So.	SQ	South Jordan, Utah (Bingham HS)
68	Dalton Forsythe	OL	6-4	300	Jr.	TR	Grapevine, Texas (Grapevine HS/Southern Utah)
69	Roderick Smith	OL	6-2	290	Fr.	HS	DeSoto, Texas (DeSoto HS)
70	Travis Seefeldt	NG	6-2	305	Sr.	3L	Peoria, Ariz. (Liberty HS)
72	Tyshon Mosley	OL	6-5	305	So.	1L	Sandy, Utah (Jordan HS)
73	Preston Brooksby	OL	6-5	285	Jr.	JC	Peoria, Ariz. (Sunrise Mountain HS/Glendale CC)
74	Jude Hockel	OL	6-5	285	Jr.	JC	Walnut Creek, Calif. (Northgate HS/Diablo Valley CC)
75	Taani Fislau	OL	6-2	300	Sr.	3L	Glendale, Utah (Cottonwood HS)
76	Jake Simonich	OL	6-5	300	Jr.	2L	Danville, Calif. (San Ramon Valley HS)
77	Justin Leeper	LS	6-1	215	Fr.	RS	Mesa, Ariz. (Desert Ridge HS)
78	Cody Boyer	OL	6-6	275	Fr.	RS	St. George, Utah (Pineview HS)
79	Logan Rice	OL	6-6	245	Fr.	RS	Logan, Utah (Logan HS)
80	Tyler Fox	WR	5-11	175	Fr.	RS	Layton, Utah (Layton HS)
81	Zach Van Leeuwen	WR	6-0	185	Fr.	RS	Provo, Utah (Timpview HS)
82	Andrew Rodriguez	WR	5-10	185	Jr.	RS	Allen, Texas (Allen HS/Houston)
83	Wyatt Houston	TE	6-5	255	Jr.	2L	Tualatin, Ore. (Horizon Christian HS)
84	Ethan Cortazzo	WR	6-1	200	So.	JC	Mesa, Ariz. (Red Mountain HS/Mesa CC)
85	Chris Copier	TE	6-6	250	Jr.	JC	South Jordan, Utah (Bingham HS/Snow College)
86	Dalton Baker	TE	6-4	235	Fr.	HS	Payson, Utah (Payson HS)
87	Dax Raymond	TE	6-5	235	Fr.	HS	Provo, Utah (Timpview HS)
88	Braelon Roberts	WR	6-3	200	So.	1L	Dallas, Texas (Bishop Dunne HS)
89	Aaron Dalton	P	6-4	220	Fr.	RS	Bountiful, Utah (Viewmont HS)
90	Clark Jeppesen	DE	6-4	270	So.	SQ	Garland, Utah (Bear River HS)
91	Siuu Taufua	DE	6-1	280	Jr.	1L	Concord, Calif. (Ygnacio Valley HS/Diablo Valley CC)
92	Zach Lee	P	5-10	190	Fr.	HS	Cleveland, Tenn. (Cleveland HS)
93	Jacoby Wildman	DL	6-3	260	Fr.	HS	Logan, Utah (Logan HS)
94	Eric Berntson	DE	6-4	270	Jr.	SQ	Smithfield, Utah (Sky View HS)
95	Ricky Ali'ifua	DE	6-2	285	Jr.	2L	San Leandro, Calif. (San Leandro HS)
96	Christopher 'Unga	DE	6-1	285	Fr.	HS	Rancho Cucamonga, Calif. (Rancho Cucamonga HS)
97	Jordan Nielsen	DE	6-5	275	Sr.	3L	Lewiston, Utah (Sky View HS)
98	Edmund Faimalo	DE	6-2	280	Jr.	RS	Riverside, Calif. (East Valley HS/Riverside CC)
	Bryce Barker	CB	6-3	190	Fr.	HS	Beaverton, Ore. (Beaverton HS)
	Mason Gajkowski	WR	6-2	215	Fr.	HS	Sandy, Utah (Jordan HS)
	Taylor Niederhauser	CB	6-3	230	Fr.	HS	Mendon, Utah (Mountain Crest HS)

## ALPHABETICAL

No.	Name	Pos.
	Niederhauser, Taylor	CB
97	Nielsen, Jordan	DE
19	O'Donnell, Brandon	WR
26	Ogwu, Kevin	CB
23	Okonkwo, Michael	LB
31	Painter, Jentz	CB
33	Palange, Joe	TE
87	Raymond, Dax	TE
79	Rice, Logan	OL
14	Riggins, Joe	LB
88	Roberts, Braelon	WR
3	Robinson, Devonte	WR
27	Rocquemore, Jontrell	FS
82	Rodriguez, Andrew	WR
61	Saltmarsh, Tyler	OL
56	Schuster, Gasetoto	NG
70	Seefeldt, Travis	NG
4	Sharp, Hunter	WR
76	Simonich, Jake	OL
5	Smith, Cade	QB
69	Smith, Roderick	OL
59	Stephens, Austin	OC
11	Swindall, Brandon	WR
91	Taufa, Siua	DE
67	Taukeiaho, Brandon	OL
52	Taylor, John	DE
36	Thompson, Jake	PK
46	Tobeck, Mason	LB
19	Togia, Ian	DE
29	Turner, Myron	FS
57	Uasike, Leki	LB
66	Uluave, KJ	OL
96	'Unga, Christopher	DE
81	Van Leeuwen, Zach	WR
41	Vigil, Nick	LB
28	Wade, Aaron	SS
63	Warren, Brock	PK
93	Wildman, Jacoby	DL
16	Williams, Anthony	LB
26	Williams, Kennedy	RB
54	Wysocki, Ben	OL

## COACHING STAFF

**Head Coach:** Matt Wells (Utah State, 1996), Third Season; **Associate Head Coach (Offensive Line):** Mark Weber (California Lutheran, 1980), Third Season; **Assistant Head Coach (Offensive Coordinator/Quarterbacks):** Josh Heupel (Oklahoma, 2001), First Season; **Defensive Coordinator (Linebackers):** Kevin Clune (CS Fullerton, 2000), First Season; **Special Teams Coordinator (Running Backs):** Dave Ungerer (Southern Connecticut State, 1980), Third Season; **Co-Offensive Coordinator (Tight Ends/Recruiting Coordinator):** Luke Wells (Oklahoma, 2002), Third Season; **Passing Game Coordinator (Wide Receivers):** Jovon Bouknight (Wyoming, 2006), Seventh Season; **Assistant Coach (Safeties):** Joe Lorig (Western Oregon, 1997), Second Season; **Assistant Coach (Defensive Line):** Ikaika Malloe (Washington, 1996), Second Season; **Defensive Passing Game Coordinator (Cornerbacks):** Kendrick Shaver (Missouri State, 2002), Fifth Season; **Assistant Athletics Director for Football Operations:** Waqa Damuni (Utah State, 1998), Third Season; **Director of Player Personnel:** Reed Hornung (BYU, 2013), First Season; **Special Assistant to the Head Coach:** Dave Kragthorpe (Utah State, 1954), Third Season; **Defensive Graduate Assistant:** Dillon Sanders (Northern Colorado, 2010), Third Season; **Defensive Graduate Assistant:** Manoa Latu (Portland State, 2011), Second Season; **Offensive Graduate Assistant:** Kelly Bills (BYU, 2010), First Season; **Offensive Graduate Assistant:** Jon Cooper (Oklahoma, 2009), First Season; **Offensive Administrative Assistant:** Joey Hazle (Oklahoma, 2008), First Season; **Special Teams/Defense Administrative Assistant:** Brad Vonnahme (Utah State, 2011), First Season; **Strength & Conditioning:** Dave Scholz (Wisconsin-Milwaukee, 2004), Third Season; **Video Coordinator:** Bill Garren (Idaho State, 2002), 11th Season; **Equipment Coordinator:** Mike Bair (Utah State, 1995), 20th Season.



**MATT WELLS**  
Head Coach



**MARK WEBER**  
Associate HC/OL



**KEVIN CLUNE**  
Def. Coord./LB



**DAVE UNGERER**  
ST Coord./RB



**LUKE WELLS**  
Co-Off. Coord./TE



**JOVON BOUKNIGHT**  
Passing Game Coord./WR



**JOE LORIG**  
Safeties



**IKAIKA MALLOE**  
Def. Line



**JOSH HEUPEL**  
Ass. HC/OC/QB



**KENDRICK SHAVER**  
Def. Passing Game Coord./CB

IN  
THE  
PRESS  
BOX



# 2015 UTAH STATE FOOTBALL DEPTH CHART



## OFFENSE

<b>X-WR</b>	<b>4</b>	<b>Hunter Sharp (6-0, 200, Sr., 1L)</b>
	<b>3</b>	<b>Devonte Robinson (6-2, 190, Sr., 1L)</b>
	81	Zach Van Leeuwen (6-0, 185, Fr., RS)
<b>T-WR</b>	82	Andrew Rodriguez (5-10, 185, Jr., RS)
	26	Kennedy Williams (5-8, 160, Jr., 2L)
<b>LT</b>	65	Austin Albrecht (6-5, 295, Jr., 1L)
	73	Preston Brooksby (6-5, 285, Jr., JC)
<b>LG</b>	<b>72</b>	<b>Tyshon Mosley (6-5, 305, So., 1L)</b>
	54	Ben Wysocki (6-5, 295, Sr., TR)
<b>C</b>	<b>59</b>	<b>Austin Stephens (6-3, 305, Jr., 1L)</b>
	64	Jarome Ioane (6-6, 330, So, SQ)
<b>RG</b>	<b>75</b>	<b>Taani Fislau (6-2, 300, Sr., 3L)</b>
	66	KJ Uluave (6-5, 280, Fr., RS)
<b>RT</b>	<b>76</b>	<b>Jake Simonich (6-5, 300, Jr., 2L)</b>
	78	Cody Boyer (6-6, 275, Fr., RS)
<b>Y-TE</b>	<b>83</b>	<b>Wyatt Houston (6-5, 255, Jr., 2L)</b>
	87	Dax Raymond (6-5, 235, Fr., HS)
	44	Landon Horne (6-3, 240, Jr., SQ)
<b>Z-WR</b>	11	Brandon Swindall (6-4, 205, Sr., 2L)
	88	Braelon Roberts (6-3, 200, So., 1L)
	80	Tyler Fox (5-11, 175, Fr., RS)
<b>RB</b>	21	LaJuan Hunt (5-8, 195, So., 1L)
-or-	32	Devante Mays (5-11, 220, Jr., JC)
	7	Tonny Lindsey (5-9, 190, So., RS)
<b>QB</b>	<b>2</b>	<b>Kent Myers (6-0, 195, So., 1L)</b>
	16	Chuckie Keeton (6-2, 210, R-Sr., 3L)
	8	Damion Hobbs (6-2, 220, So., SQ)

## DEFENSE

<b>DE</b>	<b>97</b>	<b>Jordan Nielsen (6-5, 275, Sr., 3L)</b>
	52	John Taylor (6-2, 270, Sr., 1L)
	98	Edmund Faimalo (6-2, 280, Jr., RS)
<b>NG</b>	51	David Moala (6-2, 300, Sr., 1L)
	56	Gasetoto Schuster (6-0, 280, Fr., RS)
<b>DE</b>	95	Ricky Ali'ifua (6-2, 285, Jr., 2L)
	91	Siuu Taufua (6-1, 280, Jr., 1L)
	19	Ian Togiai (6-3, 255, So., 1L)
<b>OLB</b>	9	Kyler Fackrell (6-5, 250, Sr., 2L)
	12	Alex Huerta (6-2, 230, So., SQ)
<b>ILB</b>	<b>5</b>	<b>LT Filiaga (5-11, 245, Sr., 1L)</b>
	20	Brock Carmen (6-3, 230, Jr., JC)
-or-	42	La'Bradford Harold (5-11, 225, Sr., 3L)
<b>ILB</b>	<b>41</b>	<b>Nick Vigil (6-2, 235, Jr., 2L)</b>
	45	Jarom Baldomero (5-11, 235, Sr., 2L)
<b>OLB</b>	<b>39</b>	<b>Torrey Green (6-2, 235, Sr., 2L)</b>
	23	Michael Okonkwo (6-1, 230, Sr., 3L)
<b>CB</b>	<b>13</b>	<b>Jalen Davis (5-10, 175, So., 1L)</b>
	<b>1</b>	<b>Daniel Gray (5-11, 180, Jr., 1L)</b>
-or-	22	Bryant Hayes (5-9, 175, Sr., 1L)
<b>SS</b>	24	Marwin Evans (6-0, 210, Sr., 1L)
	27	Jontrell Rocquemore (6-1, 200, Fr., RS)
<b>FS</b>	<b>37</b>	<b>Devin Centers (5-9, 200, Jr., 2L)</b>
-or-	15	Tyler Floyd (5-9, 185, Sr., 1L)
<b>CB</b>	17	Deshane Hines (5-10, 185, Sr., 1L)
	31	Jentz Painter (5-8, 175, Jr., 1L)

## SPECIALISTS

<b>P</b>	89	Aaron Dalton (6-4, 220, Fr., RS)
	36	Jake Thompson (6-0, 215, Jr., 2L)
<b>PK/K</b>	36	Jake Thompson (6-0, 215, Jr., 2L)
-or-	63	Brock Warren (6-2, 180, Jr., SQ)
<b>LS</b>	<b>58</b>	<b>Salanoa Galea'i (6-1, 240, Sr., 1L)</b>
	47	Mark Hutchinson (5-11, 205, Sr., SQ)
<b>HLD</b>	12	DJ Nelson (5-9, 200, Fr., RS)
	89	Aaron Dalton (6-4, 220, Fr., RS)
<b>PR</b>	13	Jalen Davis (5-10, 175, So., 1L)
	82	Andrew Rodriguez (5-10, 185, Jr., RS)
<b>KOR</b>	<b>26</b>	<b>Kennedy Williams (5-8, 160, Jr., 2L)</b>
-or-	21	LaJuan Hunt (5-8, 195, So., 1L)
-or-	13	Jalen Davis (5-10, 175, So., 1L)

**BOLD = Returning Starter**

## CAREER GAMES/STARTS

97	Jordan Nielsen, Sr., DE	52/26	31	Jentz Painter, Jr., CB	25/0	80	Tyler Fox, R-Fr., WR	11/0
23	Michael Okonkwo, Sr., LB	41/1	13	Jalen Davis, So., CB	24/24	64	Jarom Ioane, So., OL	11/0
70	Travis Seefeldt, Sr., NG	39/2	65	Austin Albrecht, So., OL	24/13	12	DJ Nelson, R-Fr., QB	11/0
9	Kyler Fackrell, Sr., LB	39/39	3	Devonte Robinson, Sr., WR	24/13	27	Jontrell Rocquemore, R-Fr., FS	11/0
76	Jake Simonich, Jr., OT	39/26	17	Deshane Hines, Sr., CB	24/10	28	Aaron Wade, R-Fr., SS	11/0
41	Nick Vigil, Jr., LB	38/28	1	Daniel Gray, Jr., CB	24/9	81	Zach Van Leeuwen, R-Fr., WR	10/3
45	Jarom Baldomero, Sr., LB	38/0	91	Siuu Taufua, Jr., DE	24/2	98	Edmund Faimalo, R-Jr., DE	10/0
36	Jake Thompson, Jr., K	38/0	19	Ian Togiai, So., DE	24/2	12	Alex Huerta, So., LB	10/0
75	Taani Fislau, Sr., OL	37/23	4	Hunter Sharp, Sr., WR	23/20	40	Austin Cheney, Jr., CB	9/0
37	Devin Centers, Jr., S	37/14	72	Tyshon Mosley, So., OL	22/18	56	Gasetoto Schuster, R-Fr., NG	9/0
95	Ricky Ali'ifua, Jr, DE	37/10	5	LT Filiaga, Sr., LB	21/20	9	Jaren Colston-Green, So., WR	8/0
16	Chuckie Keeton, Sr., QB	36/33	51	David Moala, Sr., NG	20/9	34	Justen Hervey, R-Fr., RB	8/0
26	Kennedy Williams, Jr., RB	35/0	22	Bryant Hayes, Sr., CB	19/6	85	Chris Copier, Jr., TE	7/2
83	Wyatt Houston, Jr., TE	32/20	2	Kent Myers, So., WR	15/13	7	Tonny Lindsey, R-So., RB	7/1
11	Brandon Swindall, Sr., WR	32/9	88	Braelon Roberts, So., WR	14/4	8	Damion Hobbs, So., QB	7/0
39	Torrey Green, Sr., LB	30/10	16	Anthony Williams, Sr., LB	13/1	49	Derek Larsen, R-Fr., LB	7/0
42	La'Bradford Harold, Sr., LB	28/0	63	Brock Warren, Jr., PK	13/0	87	Dax Raymond, Fr., TE	7/0
59	Austin Stephens, Jr., OC	25/25	82	Andrew Rodriguez, R-Jr., WR	11/7	74	Jude Hockel, Jr., OL	4/0
24	Marwin Evans, Sr., S	25/11	32	Devante Mays, Jr., RB	11/4	30	Promise Amadi, Sr., CB	3/0
21	LaJuan Hunt, So., RB	25/11	54	Ben Wysocki, Sr., OL	11/4	78	Cody Boyer, R-Fr., OL	3/0
15	Tyler Floyd, Sr., CB	25/7	44	Landon Horne, Jr., TE	11/1	48	Chase Christiansen, R-Fr., LB	3/0
52	John Taylor, Sr., DE	25/2	18	Chasen Andersen, R-Fr., LB	11/0	67	Brandon Taukeiaho, So., OL	3/0
2	Marquan Ellison, Jr., CB	25/0	20	Brock Carmen, Jr., LB	11/0	66	KJ Uluave, R-Fr., OL	2/0
58	Salanoa Galea'i, Sr., LS	25/0	89	Aaron Dalton, R-Fr., P	11/0	94	Eric Berntson, Jr., DE	1/0

## PRONUNCIATION GUIDE

14	Chad Artist	Art-ist	75	Taani Fislau	Ta-ha-knee Fee-see-lau	67	Brandon Taukeiaho	Tau-k-ah-ho
55	Adeyale Adeyoye	Ada-wally A-day-o-yah	58	Salanoa Galea'i	Sal-a-no-ah Nah-lay-eye	19	Ian Togiai	Tong-e-i
65	Austin Albrecht	All-breck	12	Alex Huerta	Wear-ta	57	Leki Uasike	Leck-e Wah-see-kay
95	Ricky Ali'ifua	Ah-lee-ee-foo-uh	64	Jarom Ioane	Yo-ah-nah	92	KJ Uluave	Oo-lou-wa-vay
45	Jarom Baldomero	Bald-o-mere-o	51	David Moala	Moe-ah-la	81	Zach Van Leeuwen	Van Loo-win
94	Eric Berntson	Burn-son	33	Joe Palange	Puh-lan-gee	41	Nick Vigil	Vij-ul
55	Andrew Chen	Chin	26	Kevin Ogwu	Ohg-woo	54	Ben Wycoki	Why-sock-ee
85	Chris Copier	Co-pee-err	23	Michael Okonkwo	Oh-konk-wo	Jovon Bouknight	Juh-vonn Bo-night	
84	Ethan Cortazzo	Core-taz-oo	27	Jontrell Rocquemore	Rock-uh-more	Waqa Damuni	Wonga Da-moo-knee	
2	Marquan Ellison	Mar-kwon	56	Gasetoto Schuster	Na-s-eh-toe-toe	Joey Halzle	Halls-lee	
9	Kyler Fackrell	Kie-ler Fack-rull	70	Travis Seefeldt	See-felt	Manoa Latu	Ma-no-uh La-to	
98	Edmund Faimalo	Fie-mah-low	76	Jake Simonich	Sie-mon-ich	Dave Ungerer	Un-ger-er	
43	Dillon Filiaga	Fee-lee-unga	11	Brandon Swindall	Swin-dull	Brad Vonnahme	Vuh-nah-me	
5	LT Filiaga	Fee-lee-unga	91	Siuu Taufua	See-wah Tau-fah			

