



UTAH STATE FOOTBALL

12 Conference Championships • 5 Consecutive Bowl Games • 10 NFL Draft Picks Since 2011 • 42 All-Mountain West Selections

/// 2016 SCHEDULE/RESULTS ///

DATE	OPPONENT	TV	TIME/RESULT
S 1	WEBER STATE	MWV	W, 45-6
S 10	at USC	Pac-12	L, 7-45
S 16	ARKANSAS STATE	CBSSN	W, 34-20
S 24	AIR FORCE*	ESPNU	L, 20-27
O 1	at #24 Boise State*	ESPN2	L, 10-21
O 8	at Colorado State*	CBSSN	L, 24-31
O 22	FRESNO STATE*	CBSSN	W, 38-20
O 28	SAN DIEGO STATE*	CBSSN	L, 13-40
N 5	at Wyoming*	ESPN2	L, 28-52
N 12	NEW MEXICO*	ESPN2	L, 21-24
N 19	at Nevada*	ESPN3	L, 37-38
N 26	at BYU	ESPNU	8:15 pm

* Mountain West Game
All times Mountain. Home games in **BOLD CAPS**.

/// GAME 12 INFORMATION ///

TV: ESPNU

- **Play-by-Play** Mark Neely
- **Analyst** Dan Hawkins
- **Comcast (Utah)** Ch. 400/753HD
- **DISH** Ch. 141
- **DirectTV** Ch. 208

RADIO: AGGIE SPORTS NETWORK

- **Play-by-Play** Al Lewis
- **Analyst** John Pappas
- **Local:** KVNU 610 AM
- **Online:** 610kvnu.com / Tunein.com

SOCIAL MEDIA: #AGGIESALLTHEWAY

- **Twitter/Instagram** @USUFootball
- **Facebook** USUFootball
- **YouTube** UtahStateFootball
- **Live Stats** UtahState.Statbroadcast.com

/// AGGIE RADIO NETWORKS ///

Every Utah State football game can be heard live on the Aggie Radio Network. **Al Lewis** serves as the play-by-play announcer, while **Craig Hislop** will provide color analysis. Games can also be heard on the Internet (www.UtahStateAggies.com) by clicking on the "Listen Live" link.

- Logan KVNU (610 AM/102.1 FM)
- Logan/Tremonton KLZX (95.9 FM)
- Salt Lake City KZNS (1280 AM)
- Vernal KVEL (920 AM)
- Price KRPX (95.3 FM)
- Montpelier, ID KLZX (105.3 FM)



AGGIES CONCLUDE SEASON AT BYU SATURDAY NIGHT

Game will be televised live on ESPNU at 8:15 p.m. (MT)



Junior RB **Tonny Lindsey, Jr.** (4) rushed for a career-high 168 yards on 21 carries in Utah State's 38-37 road loss at Nevada last weekend. Lindsey also had a career-long 68-yard touchdown run against the Wolf Pack.

/// THE MATCHUP ///

UTAH STATE (3-8, 1-7 MW) vs. BYU (7-4)

SATURDAY, NOV. 26, 2016 • 8:15 P.M. (MT) • PROVO, UTAH • LAVELL EDWARDS STADIUM (63,470)

UTAH STATE AGGIES

2016 Record: 3-8, 1-7 Mountain West
Last Game: Nov. 19, 2016
 • L, 38-37 at Nevada

Head Coach: Matt Wells

- **School Record:** 28-24 (4th year)
- **Career Record:** 28-24 (4th year)
- **vs. BYU:** 1-2

Statistical Leaders

- **Rush:** Tonny Lindsey, Jr. (140-716, 6 TD)
- **Pass:** Kent Myers (199-338, 2,286, 10 TD, 7 INT)
- **Rec.:** Ron'quavion Tarver (45-590, 3 TD)
- **Def.:** Anthony Williams (84 TKL, 5.5 TFL)



BYU COUGARS

2016 Record: 7-4, Independent
Last Game: Nov. 19, 2016
 • W, 51-9 vs. Massachusetts

Head Coach: Kalani Sitake

- **School Record:** 7-4 (1st year)
- **Career Record:** 7-4 (1st year)
- **vs. Utah State:** 0-0

Statistical Leaders

- **Rush:** Jamaal Williams (190-1,034, 10 TD)
- **Pass:** Taysom Hill (212-351, 2,222, 11 TD, 9 INT)
- **Rec.:** Nick Kurtz (42-432, 2 TD)
- **Def.:** Francis Bernard (74 TKL, 5.5 TFL)



/// KICKOFF COVERAGE ///

- Utah State (3-8, 1-7 MW) concludes its 2016 season this weekend at BYU (7-4) on Saturday, Nov. 26, at 8:15 p.m. (MT), in a game that will be televised live nationally on ESPNU. USU is 35-47-3 all-time against the Cougars, including a 12-17-1 road record.

- Utah State won the last meeting with BYU in Provo, 35-20, on Oct. 3, 2014, snapping a 17-game road losing streak to the Cougars that dated back to 1978. In fact, USU could have won its last three games played in Provo, losing to BYU 6-3 in 2012 and 27-24 in 2011.

- Utah State and BYU spent 37 years as conference foes as members of the Rocky Mountain Athletic Conference from 1922-37 and the Mountain States/Skyline Conference from 1938-61. As conference foes, USU was 21-13-3 (.608) against BYU.

- Utah State is 13-9 under head coach **Matt Wells** following a loss, and its current four-game losing streak is its longest since the 2008 campaign.

- Utah State has won 15 of its last 34 (.441) road games and is 8-17 (.320) in road games under Wells. Overall, USU has lost eight straight road games dating back to the 2015 season, which is its longest road losing streak since the 2007-08 teams lost 12 straight road game.

- Utah State has won 18 of its last 21 games, including a 1-2 record this year, when it has a 100-yard rusher, and 22 of its last 24 contests, including a 3-1 record this year, when rushing at least 40 times in a game. USU rushed for 396 yards on 50 carries last weekend at Nevada, including a career-high 168 yards on 21 carries from junior RB **Tonny Lindsey, Jr.**

- Utah State has won 16 of its last 22 games played during the month of November, including six of its last 11 on the road.

- Utah State had won 35 straight games dating back to 2011 when scoring at least 30 points before losing at Nevada, 38-37, last weekend.



/// COACHING STAFF ///

HEAD COACH MATT WELLS

- Years Coached: 4th season
- Alma Mater: Utah State, 1996
- Career Record: 28-24 (.538)
- Record at Utah State: 28-24 (.538)
- Mountain West Record: 19-13 (.594)
- Bowl Record: 2-1 (.667)

ASSISTANT COACHES/STAFF

- Mike Canales (Assistant Head Coach/RB/TE)
- Frank Maile (Assistant Head Coach/Co-DC/DL)
- Jovon Bouknight (Co-Offensive Coordinator/WR)
- Stacy Collins (Special Teams Coordinator)
- Kendrick Shaver (Co-Defensive Coordinator/S)
- Luke Wells (Co-Offensive Coordinator/QB/RC)
- Julius Brown (Cornerbacks)
- Steve Farmer (Offensive Line)
- David Kotulski (Linebackers)
- Waqa Damuni (Asst. AD for Football Operations)
- Jared Russell (Director of Player Personnel)
- Dave Kragthorpe (Special Asst. to Head Coach)
- Brad Kragthorpe (Offensive Graduate Assistant)
- Nahfahu Tahi (Offensive Graduate Assistant)
- Matt Ah You (Defensive Graduate Assistant)
- Manoa Latu (Defensive Graduate Assistant)
- Michael Cross (Offensive Administrative Assistant)
- Kaleo Teriipaia (Defensive/ST Admin. Assistant)
- Dave Scholz (Strength & Conditioning)

/// TEAM INFORMATION ///

- 2016 Record: 3-8
- MW Record (Finish): 1-7 (Sixth-Mountain Division)
- Ranking (AP/Coaches): NA
- Lettermen Returning: 38 (O-20, D-15, S-3)
- Lettermen Lost: 23 (O-8, D-14, S-1)
- Starters Returning: 12 (O-9, D-3)
- Starters Lost: 14 (O-6, D-8)
- Offensive Starters Returning: 9
- OT Austin Albrecht; TE Wyatt Houston; RB LaJuan Hunt; RB Devante Mays; QB Kent Myers; WR Braelon Roberts; WR Andrew Rodriguez; OT Jake Simonich; OC Austin Stephens
- Defensive Starters Returning: 3
- DE Ricky Ali'ifuu; FS Devin Centers; CB Jalen Davis

/// TEAM HISTORY ///

- First Year of Football: 1892
- Record (Years): 534-532-31 (116)
- Mountain West Record (Years): 19-13 (4)
- Conference Championships (Last): 12 (2012)
- All-Time Bowl Record: 4-7

/// STADIUM INFORMATION ///

- Name: Merlin Olsen Field at Maverik Stadium
- Capacity: 25,100
- Surface: AstroTurf
- Record: 138-102
- Year Built: 1968

MEDIA RELATIONS CONTACTS

• Associate Athletics Director for Media Relations **Doug Hoffman** (435-797-3714 office, 435-881-8011 cell, doug.hoffman@usu.edu) handles all media requests for the Utah State football program, along with Assistant Media Relations Coordinator **Wade Denniston** (435-797-1361 office, 435-787-8587 cell, wade.denniston@usu.edu)

WEEKLY PRESS CONFERENCE

• Utah State head coach **Matt Wells** will hold his weekly press conference every Monday during the season at 11:30 a.m. MT. Selected players will also be available. Live streaming of the press conference will be made available at UtahStateAggies.com.

PRACTICE SCHEDULE / INTERVIEW REQUESTS

• Practices are closed to the media. Requested coaches and players will be available for post-practice interviews on Tuesdays and Wednesdays for Saturday games. There is no media availability following Monday, Thursday and Friday practices. All player and assistant coaching staff interview requests should be directed to **Doug Hoffman**. Personal phone numbers will not be made available to media. Players have been instructed not to conduct interviews when contacted without prior approval from the media relations staff.

POST-GAME INTERVIEW POLICY

• The Utah State locker room is closed at all times. Requested players will be available in the Spetman Auditorium on the 2nd floor of the Jim & Carol Laub Athletics-Academics Complex immediately following head coach **Matt Wells'** post-game press conference. Live streaming of each post-game press conference will be made available at UtahStateAggies.com. Post-game interviews on the road will be held in accordance with the host school's procedures.

CREDENTIALS AND PARKING

• Requests for working credentials for the 2016 Utah State football season must be sent to **Doug Hoffman**. Media parking is located in the C lot on the north side of Maverik Stadium.

PRESS BOX AND GAMEDAY SERVICES

• Access to the press level (fifth floor) of the West Stadium Center is located on the north-west side of Maverik Stadium. A pregame meal will be served approximately one hour prior to kickoff. Packets with pregame information will be distributed in advance of kickoff on game day. Play-by-play, quarter, halftime and final statistics, along with coach and player quotes are all regular services on game day. Stat monitors with live, updated statistics are provided for radio and television, while print media can access the same information with their computers utilizing GameTracker and StatBroadcast.

PHOTOGRAPHERS' ACCESS

• Photographers have access to both the press level (fifth floor) of the West Stadium Center and the Spetman Auditorium on the 2nd floor of the Jim & Carol Laub Athletics-Academics Complex. The Spetman Auditorium is not available until one hour prior to kickoff each game day.

UTAHSTATEAGGIES.COM

• For updated statistics, rosters, game notes and all Aggie news on the Internet, go to the official Utah State Athletics website at UtahStateAggies.com. For those out of range of the Aggie Sports Network's radio broadcast, live audio of every game is available through UtahStateAggies.com's All-Access.

TWITTER

• Follow all of the Aggie coaches and the program on Twitter: **Matt Wells** @CoachWellsUSU; **Mike Canales** @coachcanales; **Frank Maile** @coachfrankmaile; **Kendrick Shaver** @CoachKSHAVER; **Jovon Bouknight** @CoachBouknight; **Luke Wells** @coachlukewells; **Stacy Collins** @CoachCollinsUSU; **Julius Brown** @CoachBrown_USU; **Steve Farmer** @CoachFarmerUSU; **David Kotulski** @CoachKoto; and @USUFootball.

/// MEDIA SCHEDULE - BYU WEEK ///

MONDAY	TUESDAY	WEDNESDAY	THURSDAY	SATURDAY	SUNDAY
Press Conference 11:30 - Players 11:45 - Matt Wells Practice Practice is Closed. No Availability.	Practice Practice is Closed. Requested players and assistant coaches available after practice.	Practice Practice is Closed. Requested players and assistant coaches available after practice.	Practice Practice is Closed. No Availability. FRIDAY Practice Practice is Closed. No Availability.	vs. BYU Kickoff - 8:15 pm TV - ESPN2 Post Game Coach Wells and requested players available in the designated media area.	No Availability





2016 UTAH STATE FOOTBALL GAME NOTES

UTAH STATE CONCLUDES SEASON AT BYU

• Utah State (3-8, 1-7 MW) concludes its 2016 season this weekend at BYU (7-4) on Saturday, Nov. 26, at 8:15 p.m. The game will be televised nationally on ESPNU (Comcast Ch. 400/753HD, Dish Network Ch. 141, DirecTV Ch. 208) with Mark Neely (play-by-play) and Dan Hawkins (analyst) on the call. Live audio of the game is available on-line at www.UtahStateAggies.com.

AGGIES FINISHING SEASON WITH BACK-TO-BACK ROAD GAMES

• Utah State is finishing the regular season with back-to-back road games for the first time since 2007 with games at Nevada and at BYU. Furthermore, USU's home finale against New Mexico on Nov. 12 was its earliest home finale since playing Boise State on Nov. 10, 2007.

UTAH STATE FINISHES MOUNTAIN WEST PLAY WITH LOSS AT NEVADA

• Utah State finished Mountain West play with a 1-7 record as it dropped its fourth-straight conference game last weekend in a 38-37 road loss at Nevada. During Mountain West play, Utah State surrendered three double-digit leads in the second half at Colorado State (14 points), against New Mexico at home (15 points) and at Nevada (13 points), not to mention a seven-point second-quarter lead at home against Air Force. In its loss to Nevada, the Wolf Pack became the first team since Wyoming in 2006 to score 21 fourth-quarter points against the Aggies. USU entered the game against Nevada having won 35 straight games dating back to 2011 when scoring at least 30 points.

• For Utah State, its 1-7 league record is its worst since going 1-7 in the Western Athletic Conference in 2007. This season, five of its seven Mountain West losses were by a combined 29 points.

• Against the Wolf Pack, Utah State rushed for 396 yards, the second-most this year and 12th-most in school history, and had 523 yards of total offense, which is also the second-most this season. The last time USU lost a game when rushing for 300-plus yards was against Ohio in the 2011 Famous Idaho Potato Bowl, when the Aggies gained 345 yards on the ground.

UTAH STATE LOSES TURNOVER BATTLE WITH NEVADA

• Utah State committed two turnovers with an interception and fumble, and had one take-away with a forced fumble in last weekend's 38-37 road loss at Nevada, marking the sixth time this year that USU has lost the turnover battle as the Aggies are 0-6 in those games.

• Utah State's defense forced just two turnovers in Mountain West play with an interception against Wyoming and a forced fumble against Nevada, while adding a special teams forced fumble at Boise State, for a total of three forced turnovers in eight conference games. In all, USU has forced multiple turnovers just once this season (3 vs. Arkansas State) and has only forced 12 turnovers in its last 18 games dating back to last season after forcing a school-record-tying eight turnovers in its 52-26 home win against No. 21 Boise State on Oct. 16, 2015.

• Utah State has forced eight turnovers this year (five interceptions, three fumbles) and 107 turnovers in its last 61 games, including at least one turnover in 47 of its last 61 games. USU has also recorded 51 interceptions in its last 48 games, including at least one pick in 25 of its last 48 games and multiple interceptions in 15 of its last 48 games. Overall, USU has forced three or more turnovers in 12 of its last 37 games.

• Offensively, Utah State ranks 25th nationally in turnovers lost with 13, and 23rd in the nation with just five fumbles lost.

DID YOU KNOW?

• Utah State is playing BYU in its regular-season finale for just the fourth time in program history, also doing so in 1984, 1990 and 2015. The last time USU finished its regular season on the road against a non-conference opponent was in 1990 against BYU.

/// BY THE NUMBERS ///

1

Over the past four seasons, Utah State is the only program among the Group of 5 (American Athletic, Conference USA, Mid-American, Mountain West and Sun Belt) to record a win against an AP Top 25 team each year. In 2012, USU won at No. 19 Louisiana Tech (48-41, OT); in 2013 USU defeated No. 24 Northern Illinois (21-14) in the SDCCU Poinsettia Bowl; in 2014 USU won at No. 18 BYU (35-20); and in 2015 USU defeated No. 21 Boise State (52-26) at home.

3

Matt Wells coached in his third bowl game in 2015 to set the school record for most bowl games by a head coach. **E. Lowell 'Dick' Romney** (1946, 1947), **John Ralston** (1960, 1961) and **Gary Andersen** (2011, 2012) all coached the Aggies in two bowl games, while **Charlie Weatherbie** (1993) and **John L. Smith** (1997) each coached one bowl game at USU.

20

Utah State is one of 20 FBS programs that have at least nine bowl teams from the 2015 season on its 2016 schedule. USC has a nation's best 11 bowl teams on this year's schedule, while BYU, Colorado, Ohio State and Ole Miss have 10. Alabama, Arkansas, Auburn, Hawai'i, Illinois, Kansas, LSU, Northwestern, Purdue, Syracuse, Texas, Utah, Utah State, Virginia and Wyoming all have nine bowl teams on its schedule from 2015.

/// MOUNTAIN WEST STANDINGS ///

MOUNTAIN	MW	Overall
Wyoming	6-1	8-3
Boise State	6-1	10-1
New Mexico	5-2	7-4
Air Force	4-3	8-3
Colorado State	4-3	6-5
Utah State	1-7	3-8

WEST	MW	Overall
San Diego State	6-1	9-2
Hawai'i	4-4	5-7
UNLV	3-4	4-7
Nevada	2-5	4-7
San José State	2-5	3-8
Fresno State	0-7	1-10

THIS WEEK'S GAMES (ALL TIMES MOUNTAIN)

Friday, Nov. 25

• Boise State at Air Force (CBSSN) 1:30 pm

Saturday, Nov. 26

• San José State at Fresno State (CBSSN) 1:30 pm
 • Nevada at UNLV (ESPN3) 2 pm
 • Colorado St. at San Diego St. (CBSSN) 7 pm
 • Wyoming at New Mexico (ESPN2) 8:15 pm
 • Utah State at BYU (ESPNU) 8:15 pm
 • Massachusetts at Hawai'i (Oceanic) 10 pm

/// MOUNTAIN WEST POLLS ///

• Utah State was picked third in the Mountain Division of the 2016 Mountain West Conference preseason polls, while senior DE **Ricky Ali'ifua**, senior NG **Travis Seefeldt**, senior OT **Jake Simonich** and senior OC **Austin Stephens** were all named to the league's 26-player preseason first-team.

MOUNTAIN DIVISION

Team (First-Place Votes) Points

1. Boise State (27)	172
2. Air Force (2)	126
3. UTAH STATE	111
4. Colorado State	95
5. New Mexico	74
6. Wyoming	31

WEST DIVISION

Team (First-Place Votes) Points

1. San Diego State (29)	174
2. Nevada	129
3. San José State	122
4. Fresno State	76
5. UNLV	73
6. Hawai'i	35

/// AGGIES vs. MOUNTAIN WEST ///

• Utah State is 146-175-8 (.456) all-time against current members of the Mountain West with a 38-25-4 record vs. Wyoming, a 33-38-2 record vs. Colorado State, a 15-7 record vs. UNLV, a 16-20-1 record vs. San José State, a 12-17-1 record vs. Fresno State, a 10-13 record vs. New Mexico, an 8-6 record vs. Hawai'i, a 6-18 record vs. Nevada, a 5-16 record vs. Boise State, a 2-3 record vs. Air Force, and a 1-12 record vs. San Diego State.





/// 2016 SEASON SUPERLATIVES ///

TOP INDIVIDUAL PERFORMANCES

RUSHING

1. Devante Mays 208 vs. Weber State
2. Tonny Lindsey, Jr. 168 at Nevada
3. Tonny Lindsey, Jr. 137 at Colorado State

PASSING

1. Kent Myers 360 vs. Air Force
2. Kent Myers 287 at Boise State
3. Kent Myers 263 vs. New Mexico

RECEIVING

1. Ron'quavion Tarver 143 vs. Air Force
2. Rayshad Lewis 106 at Colorado State
3. Ron'quavion Tarver 104 at Wyoming

TACKLES

1. Dallin Leavitt 15 at USC
2. Alex Huerta 13 vs. Air Force
3. Anthony Williams 13 at Wyoming
3. Anthony Williams 13 vs. New Mexico

TOP TEAM PERFORMANCES - OFFENSE

RUSHING

1. 428 vs. Weber State
2. 396 at Nevada
3. 251 at Colorado State

PASSING

1. 372 vs. Air Force
2. 303 at Wyoming
3. 287 at Boise State

TOTAL OFFENSE

1. 528 vs. Weber State
2. 523 at Nevada
3. 456 at Colorado State

TOP TEAM PERFORMANCES - DEFENSE

RUSHING

1. 70 by Arkansas State
2. 108 by Weber State
3. 114 by Fresno State

PASSING

1. 14 by San Diego State
2. 113 by Air Force
3. 127 by Nevada

TOTAL OFFENSE

1. 245 by Weber State
2. 319 by Fresno State
3. 326 by Air Force

MYERS GOES OVER 1,000 RUSHING YARDS FOR HIS CAREER AT NEVADA

• Junior QB **Kent Myers** had 217 yards of total offense last weekend at Nevada as he was 10-of-18 passing for 127 yards and rushed for a season-high 90 yards on 11 carries and scored a pair of touchdowns on runs of 37 and 2 yards, giving him six rushing touchdowns this season, to tie for the team lead, and 13 in his career, which are the most on the team.

• With his 90 rushing yards at Nevada, Myers became just the 29th player in school history, including just the third quarterback, to rush for 1,000 yards in a career, trailing **Chuckie Keeton** (1,415) and **Diondre Borel** (1,398) as he now has 1,073 career rushing yards on 245 carries (4.4 ypc) and ranks 27th all-time in school history in career rushing yards.

• Myers has a team-leading six rushes of at least 20 yards this season and ranks second on the team in carries (104) and yards (407). In his career, Myers has three games with multiple rushing touchdowns as he had a career-high three against San José State in 2014 and two against both Colorado State and Nevada this year.

• For his career, Myers has an interception percentage of just 0.020, which ranks first all-time in school history, with his 31 touchdowns and 13 interceptions on 656 career attempts. Myers has thrown at least one touchdown in 16 of his last 20 games and multiple touchdowns six times in his career, which includes five games with three or more touchdown passes.

CAREER RUSHING	YEARS	YDS.
1. Demario Brown	1996-1999	4,053
2. Abu Wilson	1992, 94-96	3,933
3. Rick Parros	1976-79	3,537
4. Louie Giammona	1973-75	3,499
5. Robert Turbin	2007-09, 11	3,315
6. Emmett White	1998-01	2,791
7. Kerwynn Williams	2009-12	2,515
8. Roger Grant	1990-91	2,387
9. Tom Larscheid	1959-61	2,206
10. Alfie Taylor	1966-68	1,959
11. Maurice Turner	1979-82	1,549
12. Derrvin Speight	2007, 09-10	1,493
13. Roy Shivers	1964-65	1,468
14. Chuckie Keeton	2011-15	1,415
15. John Strycula	1969-71	1,412
16. Diondre Borel	2007-10	1,398
17. Joey DeMartino	2010-13	1,378
18. Michael Smith	2009-11	1,313
19. Demetrius Brown	1986-89	1,252
20. Archie Gibson	1972-73	1,235
21. Devante Mays	2015-pres.	1,225
22. Profail Grier	1993-94	1,194
23. David Fiefla	2000-03	1,193
24. Jerry Hughes	1971-72	1,144
25. Marc White	1983-84	1,103
26. Melvin Blue	1958-59	1,074
27. Kent Myers	2013-pres.	1,073
28. Buddy Allen	1958-59	1,068
29. Joe Hill	2011-14	1,052
30. LaJuan Hunt	2013-pres.	1,006

HUNT GOES OVER 1,000 RUSHING YARDS FOR HIS CAREER AT NEVADA

• Junior RB **LaJuan Hunt** became the 30th player in school history, and second in the same game, to rush for 1,000 yards in his career as he carried the ball eight times for 27 yards last weekend at Nevada, giving him 1,006 rushing yards in his career on 252 carries (4.0 ypc) as he now ranks 30th all-time in school history in career rushing yards.

LINDSEY, JR. RECORDS CAREER HIGH IN RUSHING YARDS AT NEVADA

• Junior RB **Tonny Lindsey, Jr.** recorded a career-high 168 rushing yards on 21 carries at Nevada last weekend for his second 100-yard rushing game of the season and his career. Lindsey also scored on a career-long 68-yard run. Furthermore, Lindsey's 21 carries mark the second time this season and in his career he has carried the ball 20-plus times in a game (23 vs. Fresno State).

• On the season, Lindsey, Jr. leads the team in rushing yards (716) and carries (140), and is tied with junior QB **Kent Myers** for the team lead in rushing touchdowns with six.

HOUSTON CONTINUES STREAK AT NEVADA

• Senior TE **Wyatt Houston** had two receptions for 17 yards in his last game at Nevada and has now caught at least one pass in 17 straight games, which is the longest active streak on the team. During that span, he has recorded 49 receptions for 520 yards and four touchdowns. Houston's streak of catching a pass in 17 straight games is the longest by an Aggie since **Hunter Sharp** (2014-15) caught at least one pass in each of his final 23 games at Utah State.

• For his career, Houston ranks second all-time in school history for touchdown receptions by a tight end with nine, trailing **Chris Cooley** (2000-03), who holds the school record with 11. Houston also ranks second all-time at USU in receiving yards by a tight end with 911 and second all-time in catches by a tight end with 84. Cooley holds the school record for both receptions (96) and receiving yards (1,258) for a tight end.

• Houston, who has tied his career high in receptions with five twice in his last five games, has led the team in catches five times this season.

/// AGGIE TO KEEP YOUR EYES ON ///

#16 | ANTHONY WILLIAMS | LB | 6-1 | 245 | R-SR | PHILADELPHIA, PA. | L.A. PIERCE JC | UPPER DUBLIN HS



• Has recorded double-digit tackles in each of his last three games, giving him a team-leading four this season, as he had 11 tackles at Nevada last weekend and a career-high 13 stops in each of his previous two games against New Mexico and at Wyoming. He has also added 2.5 tackles for loss in his last three games.

• Ranks first on the team and 16th in the Mountain West with an average of 7.6 tackles per game. Also ranks tied for third on the team with his 5.5 tackles for loss.

• Has started five games this year and is averaging 11.0 tackles in those games. In the six games he did not start, he is averaging just 4.8 tackles per game.





ELLISON HAS BACK-TO-BACK-TO-BACK CAREER GAMES

Senior FS Marquan Ellison has had his three best games as an Aggie in his last three outings. In his last game at Nevada, he tied his career high with five tackles, which included 0.5 tackles for loss, while adding two kickoff returns for 37 yards. Two games ago against New Mexico, he recorded a career-high five tackles, which included 1.0 tackles for loss, while adding his first career pass breakup and returned two kickoffs for 50 yards. And three games ago at Wyoming, he recorded his first career tackle for loss and sack, which was just his sixth career tackle, and returned his first career kickoff for 36 yards, which is the longest kickoff return by USU this season, as he finished the game with a career-best two kickoff returns for a career-high 74 yards.

UTAH STATE DEFENSIVE NOTABLES FROM NEVADA GAME

Senior FS Devin Centers tied his season high with 10 tackles for his second double-digit tackle outing of the season and the fourth of his career. Senior LB Brock Carmen had 0.5 tackles for loss, giving him 6.0 tackles for loss this season and in his career. Redshirt sophomore BS Gaje Ferguson tied his career high with 1.0 tackles for loss, giving him 2.0 tackles for loss this season. Junior CB Jalen Davis had 1.0 sacks, giving him 2.0 sacks and 5.0 tackles for loss this season and 4.0 sacks and 12.0 tackles for loss in his career. Senior DE Ricky Ali'ifua forced his first fumble this season and second of his career. Ali'ifua also had 1.0 sacks, giving him 3.5 sacks and 7.0 tackles for loss this season and 8.0 sacks and 17.0 tackles for loss in his career. Ali'ifua also recorded his third pass breakup of the season and fifth of his career. Freshman NG Mohelika Uasike recovered his first career fumble and returned it 30 yards. Senior NG Travis Seefeldt had 0.5 tackles for loss, giving him 5.0 tackles for loss this season and 14.5 in his career. Sophomore LB Derek Larsen had 0.5 tackles for loss, giving him 4.0 tackles for loss this season and in his career.

UTAH STATE OFFENSIVE NOTABLES FROM NEVADA GAME

For the first time this season, freshman WR Rayshad Lewis did not catch a pass in a game. However, Lewis made his mark another way, as he rushed for a career-high 83 yards on a career-best four carries, including his first career touchdown run on a 59-yard scamper. Redshirt freshman WR Gerold Bright had his best game as an Aggie as he caught a career-high three passes for a career-best 43 yards and added 32 rushing yards on three carries, to go along with one kickoff return for 23 yards, as he finished the game with 98 all-purpose yards.

EBERLE MAKES CAREER-HIGH THREE FIELD GOALS AT NEVADA

Redshirt freshman PK Dominik Eberle had a career game last weekend at Nevada as he converted all three of his field goal attempts from 43, 20 and 22 yards. Eberle entered the game with just one career field goal attempt, a 47-yarder that hit the cross bar at Wyoming earlier this year.

DID YOU KNOW?

Utah State is 6-5 all-time in overtime, winning three of its last four. All-time, USU is 4-2 in single-overtime games, 2-2 in double-overtime games, and 0-1 in triple-overtime games. USU's last overtime game was a 21-14 loss at Arkansas State on Sept. 20, 2014.

NOTES TO KEEP YOUR EYES ON

- In Utah State's 11 games this season, the team that scores first is 9-2 with the lone exceptions being USU's home losses to San Diego State and New Mexico.
Junior CB Jalen Davis needs three tackles to reach 150 for his career. Senior DE Ricky Ali'ifua needs two tackles to reach 100 for his career. Redshirt senior LB Anthony Williams needs six tackles to reach 100 in his career. And redshirt senior NG Travis Seefeldt needs eight tackles to reach 100 for his career.
Senior FS Devin Centers is the team leader in career tackles with 181, while senior DE Ricky Ali'ifua is the team leader in career sacks (8.0) and career tackles for loss (17.0).
Junior QB Kent Myers has thrown seven touchdowns and four interceptions at home this year, and three touchdowns and three interceptions on the road. For his career, Myers has 16 touchdowns and six interceptions at home, and 15 touchdowns and seven interceptions on the road.
Junior QB Kent Myers ranks 10th all-time at Utah State for completion percentage in a single season at .589. Myers also needs five completions, 30 pass attempts and 81 yards of total offense to enter the single season lists in each of those categories in school history.
Senior PK Brock Warren is 34-of-35 on extra points this season and is just one made PAT and two PAT attempts away from entering the USU single-season top 10 in each category.
Senior OL Jake Simonich will play in his 53rd Utah State game this weekend at BYU, which will rank tied for second all-time in school history, along with B.J. Larsen, and trailing Jordan Nielsen, who holds the school record with 54 career games played at USU.
Under head coach Matt Wells, Utah State has lost 24 games and 22 of those have been to teams who finished the season with winning records, with the only exceptions being Utah in 2013 as the Utes finished that season with a 5-7 record, and Nevada this season as the Wolf Pack are currently 4-7.

UTAH STATE'S RECORD WHEN...

Table with 2 columns: 2016 record and Under Wells record. Rows include Overall (3-8 vs 28-24), MW (1-7 vs 19-13), Non-Conference (2-1 vs 9-11), Home (3-3 vs 18-6), Away (0-5 vs 8-17), Neutral (0-0 vs 2-2), Current Streak (L4 vs L4), Current Home Streak (L2 vs L2), Current Away Streak (L5 vs L8), Day Game (0-2 vs 8-8), Night Game (3-6 vs 20-16), August (0-0 vs 0-2), September (2-2 vs 8-6), October (1-3 vs 9-7), November (0-3 vs 9-7), December (0-0 vs 2-2), vs. top-25 teams (0-1 vs 3-4), vs. non-ranked teams (3-7 vs 25-20), vs. FCS (I-AA) (1-0 vs 4-0), On natural grass (0-1 vs 2-4), On artificial surface (3-7 vs 25-20), Scoring first (3-2 vs 22-4), Coming-from-behind (0-6 vs 6-20), Leading after 1st quarter (2-4 vs 17-6), Behind after 1st quarter (0-4 vs 3-16), Tied after 1st quarter (1-0 vs 8-2), Leading at halftime (3-3 vs 24-5), Behind at halftime (0-5 vs 4-17), Tied at halftime (0-0 vs 0-2), Leading after 3rd quarter (3-1 vs 26-2), Behind after 3rd quarter (0-5 vs 2-18), Tied after 3rd quarter (0-2 vs 0-4), Overtime (0-0 vs 0-2), Scoring less than 20 points (0-3 vs 2-14), Scoring 20+ points (3-5 vs 26-10), Scoring 30+ points (3-1 vs 21-1), Allowing 20 points or less (3-0 vs 21-3), Allowing 10 points or less (1-0 vs 9-0), With 100-yard rusher (1-2 vs 13-3), Allowing 100-yard rusher (0-6 vs 5-11), With 300-yard passer (0-1 vs 3-3), Allowing 300-yard passer (0-0 vs 2-4), Outgain opponent (2-2 vs 25-9), Total offense + 300 yards (3-6 vs 25-15), Allowing + 300 yards offense (1-8 vs 15-20), No turnovers (2-1 vs 7-2), Less than three turnovers (3-8 vs 26-17), Three or more turnovers (0-0 vs 2-7), No takeaways (1-4 vs 5-10), Three or more takeaways (1-0 vs 12-4), Fewer turnovers (2-2 vs 16-6), Equal turnovers (1-1 vs 5-3), More turnovers (0-5 vs 7-15), Control time of possession (0-0 vs 16-5), Opponent controls TOP (3-8 vs 12-19).





/// RANKINGS FOR 2016 ///

TEAM	MW	NCAA
• Completion % (.581)	5	69
• Passing Offense (215.5)	6	83
• Rushing Offense (177.2)	8	66
• Total Offense (392.7)	8	81
• Scoring Offense (25.2)	8	90
• Sacks Allowed (2.36)	10	86
• Pass Efficiency (118.1)	10	102
• Passing Defense (182.9)	3	12
• Total Defense (382.1)	4	47
• Pass Eff. Defense (133.0)	4	75
• Scoring Defense (29.5)	5	72
• Sacks (1.73)	7	86
• Rushing Defense (199.2)	7	87
• Punt Returns (6.3)	8	87
• TO Margin (-0.45)	9	104
• Kickoff Returns (18.7)	12	102
• Net Punting (32.91)	12	127

INDIVIDUAL AVG. MW NCAA

• Devin Centers (FS)			
• Tackles	5.3	35	-
• Brock Carmen (LB)			
• Tackles	5.2	T-36	-
• Austin Cheney (CB)			
• Punt Returns TDs ..	0.11	T-1	T-6
• Kent Myers (QB)			
• Completions	18.2	2	50
• Total Offense	245.3	3	57
• Passing	208.3	4	67
• Completion %590	5	64
• Passing TDs	0.91	6	83
• Passing Eff.	121.4	7	85
• Pts. Resp. For	8.7	9	-
• Andrew Rodriguez (WR)			
• Punt Returns	5.8	5	56
• Ron'quavion Taver (WR)			
• Receptions	4.1	10	-
• Brock Warren (PK)			
• FG%727	8	67
• Field Goals	0.73	10	-
• Anthony Williams (LB)			
• Tackles	7.6	16	-



A LOOK AT UTAH STATE

• Utah State is 3-8 on the season and finished Mountain West play with a 1-7 record following its 38-37 road loss at Nevada last weekend. Offensively, USU is led by junior QB **Kent Myers**, who is 199-of-338 (.599) passing for 2,286 yards (207.8 ypg) with 10 touchdowns and seven interceptions. Junior RB **Tonny Lindsey, Jr.** leads the team in rushing with 716 yards on 140 carries (5.1 ypc / 65.1 ypg) with six touchdowns, while sophomore WR **Ron'quavion Taver** has a team-best 45 receptions for 590 yards (13.1 ypr / 53.6 ypg) with three touchdowns. Defensively, redshirt senior LB **Anthony Williams** leads the team with 84 tackles, which includes 1.0 sacks and 5.5 tackles for loss, while senior FS **Devin Centers** has 58 tackles, which includes 3.0 tackles for loss. As a team, Utah State is averaging 25.2 points and 392.3 yards of total offense (215.1 passing, 177.2 rushing), and allowing 29.5 points and 382.1 yards of total offense (199.2 rushing, 182.9 passing).

UTAH STATE RANKS 12TH NATIONALLY IN PASSING DEFENSE

• Through the first 12 weeks of the college football season, Utah State is allowing 182.9 passing yards per game, which ranks third in the Mountain West and 12th nationally. USU also ranks fourth in the MW and 47th in the nation in total defense (382.1 ypg), fourth in the conference and 75th in the nation in passing efficiency defense (133.0), fifth in the MW and 72nd nationally in scoring defense (29.5 ppg), seventh in the MW and 86th nationally in sacks per game (1.73), and seventh in the MW and 87th in the nation in rushing defense (199.2 ypg).

AGGIES RANK SIXTH IN THE CONFERENCE IN PASSING

• Offensively, Utah State ranks sixth in the Mountain West and 83rd nationally in passing offense (215.5 ypg), fifth in the conference and 69th in the nation in completion percentage (.581), eighth in the MW and 66th nationally in rushing offense (177.2 ypg), eighth in the MW and 81st nationally in total offense (392.7 ypg), eighth in the MW and 90th in the nation in scoring offense (25.2 ppg), 10th in the MW and 86th in the nation in sacks allowed (2.36 pg), and 10th in the conference in passing efficiency (118.1).

• Utah State has converted 67-of-163 third downs through its first 11 games, and that percentage of .411 ranks eighth in the Mountain West and 66th nationally. Last year, USU converted 35.8 percent (66-184) of its third downs.

UTAH STATE RANKS 54TH NATIONALLY IN KICKOFF RETURN DEFENSE

• Utah State is allowing 20.00 yards per kickoff return to rank fifth in the Mountain West and 54th nationally. USU also ranks eighth in the MW and 87th in the nation in punt returns (6.3 ypr).

UTAH STATE RANKS 25TH NATIONALLY IN TURNOVERS LOST

• With its 13 turnovers this season (eight interceptions, five fumbles), Utah State ranks fifth in the Mountain West and 25th nationally in turnovers lost, not to mention being fifth in the conference and 23rd in the nation in fumbles lost with five.

• Utah State has eight takeaways and 13 turnovers this season and ranks ninth in the Mountain West in turnover margin (-0.45).

• Utah State scored three defensive touchdowns last year to rank second in the Mountain West and 25th in the nation. Over its last 45 games, USU has scored 11 defensive touchdowns.

AGGIES IN THE MOUNTAIN WEST AND NCAA RANKINGS

• Junior QB **Kent Myers** ranks second in the Mountain West and 50th in the nation in completions per game (18.2), third in the MW and 57th nationally in total offense (245.3 ypg), fourth in the conference and 67th in the nation in passing (208.3 ypg), fifth in the MW and 64th nationally in completion percentage (.590), sixth in the MW and 83rd in the nation with 10 touchdown passes, seventh in the MW and 85th nationally in passing efficiency (121.4), and ninth in the MW in points responsible for (8.7 pg). Senior WR **Andrew Rodriguez** ranks fifth in the MW and 56th nationally in punt returns (5.8 ypr). Senior CB **Austin Cheney** ranks tied for first in the MW and tied for sixth nationally with one punt return for touchdown. Sophomore WR **Ron'quavion Taver** ranks 10th in the MW in receptions (4.1 pg). Redshirt senior LB **Anthony Williams** ranks 16th in the MW in tackles (7.6 pg). Senior FS **Devin Centers** ranks 35th in the MW in tackles (5.3 pg). Senior LB **Brock Carmen** ranks tied for 36th in the MW in tackles (5.2 pg) And senior PK **Brock Warren** ranks eighth in the MW and 67th in the nation in field goal percentage (.727), and 10th in the conference in field goals per game (0.73).

/// AGGIES IN THE MOUNTAIN WEST CONFERENCE ///

• Utah State is in its fourth year as a member of the Mountain West and has been a Division I-A/Bowl Championship Series football playing school in each of its 119 seasons of competition. USU joined the Mountain States/Skyline Conference in 1938 until 1961. USU then played as a football independent from 1962-77 when the Aggies became members of the Pacific Coast Athletic Association in 1978. The PCAA changed its name to the Big West Conference in 1988. Following the 2000 season when the Big West no longer sponsored football, USU spent two years as an independent (2001-02) and two years in the Sun Belt Conference (2003-04), before joining the Western Athletic Conference for eight seasons from 2005-12.





MYERS THIRD ALL-TIME IN SCHOOL HISTORY IN COMPLETION PERCENTAGE

• Junior QB Kent Myers is 399-of-656 (.608) passing for 4,745 yards with 31 touchdowns and 13 interceptions in his career, and that completion percentage ranks third all-time in school history behind Darell Garretson (.631) and Chuckie Keeton (.629).

• Myers ranks tied for eighth all-time in school history with 31 career touchdown passes, along with Ron Lopez (1990-91), eighth all-time in total offense (5,818 yards), ninth all-time in both completions (399) and career passing yards (4,745), and tied for 10th all-time in career pass attempts with 656 with Leon Jackson III (2004-07).

• Myers, who is 13-12 as Utah State's starter, was named the Offensive MVP of the 2014 Gildan New Mexico Bowl as he rushed for 70 yards on 15 carries, including a 48-yard touchdown.

• Myers ranked fourth in the Mountain West in 2015 with his 16 passing touchdowns (1.79 pg). Overall, he led the team in completions (121), attempts (199), passing yards (1,593) and touchdown passes (16). He also set a career high in passing efficiency (151.56). Against Air Force (11/14), Myers set single-game career highs with 25 completions, 47 attempts, 364 passing yards and four touchdowns.

• Myers set a school single-game rushing record for a quarterback with his 191 yards against Colorado State (10/3) as he was named the Mountain West Offensive Player of the Week. Overall, he ranked second on the team during the season with his 356 rushing yards and his 39.6 rushing yards per game, while ranking third on the team with three rushing touchdowns.

MAYS RANKS 21ST ALL-TIME IN SCHOOL HISTORY IN RUSHING

• Senior RB Devante Mays has rushed for 1,225 yards on 202 carries (6.1 ypc) during his Aggie career with 12 touchdowns and now ranks 21st all-time in school history in rushing yards and seventh all-time in rushing average. The school record for rushing yards is 4,053 set by Demario Brown (1996-99), while Michael Smith (2009-11) owns the school record for career rushing average at 7.1 yards per carry.

• Mays has four 100-yard rushing games and four multi-touchdown games in his career, and has a team-best 12 rushing touchdowns. In all, Mays ranks 21st all-time in school history with 1,225 career rushing yards.

WILLIAMS RANKS EIGHTH IN CAREER KICKOFF RETURN AVERAGE

• Senior WR Kennedy Williams has returned 37 kickoffs for 897 yards in his career and that average of 24.2 yards per kickoff return ranks third all-time in school history. Overton Curtis (1957-58) holds the school record as he averaged 31.0 yards per kickoff return. Williams returned 12 kickoffs for 367 yards last year and that average of 30.6 yards per kickoff return ranks second all-time at USU for a single season, trailing only Altie Taylor (1966-68), who averaged 31.9 yards per kickoff return during the 1967 season.

WARREN RANKS NINTH ALL-TIME IN PAT PERCENTAGE

• Senior PK Brock Warren is 78-of-83 all-time on extra points and that percentage of .940 ranks ninth all-time in school history. Warren also ranks sixth all-time in school history in extra points made and attempted in a career.

• Warren is 16-of-23 in his career on field goals and that percentage of .696 ranks sixth all-time in school history. This season, Warren is 8-of-11 on field goal attempts.

• Last season, Warren was 39-of-41 on extra points and ranked tied for fifth in school history for a single season in extra points made with Brad Bohn (1997), and fifth in school history for a single season in extra points attempted. Josh Thompson holds the record for both extra points made (57) and attempted (58) in a season, as both were set in 2011.

NOTABLES ON CURRENT AGGIES

• Senior wide receiver/kick returner Kennedy Williams was also a member of Utah State's outdoor track & field program last spring and placed seventh in the triple jump (13.97m/45-10.00) and 11th in the long jump (6.56m/21-06.25) at the Mountain West Outdoor Championships. In his first-ever collegiate meet, he finished third in the long jump with a mark of 6.73m (22-01.00) at the BYU-hosted Clarence Robison Invitational.

• Senior running back Devante Mays was listed as one of Bruce Feldman's Top 20 'Freaks' in college football for 2016 as he came in at No. 15 on the list due to his 41-inch vertical jump, 515-pound full squat and 425-pound bench press.

• When redshirt senior NG Travis Seefeldt took the field against Weber State, it was the first time he had suited up for the Aggies since recording five tackles in a 21-6 victory against UTEP in the Gildan New Mexico Bowl on Dec. 20, 2014. Seefeldt, along with a few others, were returning to Logan from an outing at Newton Reservoir in June of 2015, a popular recreational area in Cache Valley, when the Chevy Tahoe he was driving was struck on the driver's side by a semi-truck loaded with 52,000 pounds of milk. The truck pushed the Tahoe more than 75 yards before the two vehicles finally came to rest. Following the accident, Seefeldt spent over two weeks in the hospital and doctors told him he would never play football again. Senior DE Edmund Faimalo, sophomore DE Adewale Adeoye, former DE John Taylor and former USU softball player Sarah Vasquez were also injured in the crash.

CAREER RECORD BOOK

Table with 3 columns: PASSING, YEARS, YDS. Lists top 9 players including Jose Fuentes, Chuckie Keeton, Diondre Borel, Tony Adams, Brent Snyder, Eric Hipple, Anthony Calvillo, Matt Sauk, and Kent Myers.

Table with 3 columns: TD PASSES, YEARS, TD. Lists top 8 players including Chuckie Keeton, Jose Fuentes, Tony Adams, Brent Snyder, Diondre Borel, Anthony Calvillo, Eric Hipple, and Kent Myers.

Table with 3 columns: TOTAL OFFENSE, YEARS, YDS. Lists top 8 players including Chuckie Keeton, Jose Fuentes, Diondre Borel, Tony Adams, Eric Hipple, Brent Snyder, Anthony Calvillo, and Kent Myers.

Table with 3 columns: COMPLETIONS, YEARS, NO. Lists top 9 players including Jose Fuentes, Chuckie Keeton, Diondre Borel, Brent Snyder, Eric Hipple, Tony Adams, Anthony Calvillo, Travis Cox, and Kent Myers.

Table with 3 columns: ATTEMPTS, YEARS, ATT. Lists top 10 players including Jose Fuentes, Chuckie Keeton, Diondre Borel, Brent Snyder, Tony Adams, Eric Hipple, Anthony Calvillo, Travis Cox, Matt Sauk, and Leon Jackson III.

Table with 3 columns: COMPLETION PCT., YEARS, PCT. (Minimum 150 Completions). Lists top 3 players including Darell Garretson, Chuckie Keeton, and Kent Myers.

Table with 3 columns: EXTRA POINTS MADE, YEARS, PATS. Lists top 6 players including Nick Diaz, Brad Bohn, Steve Steinke, Peter Caldwell, Micah Knorr, and Brock Warren.

Table with 3 columns: EXTRA POINTS ATT., YEARS, ATT. Lists top 6 players including Nick Diaz, Brad Bohn, Steve Steinke, Peter Caldwell, Micah Knorr, and Brock Warren.

Table with 3 columns: FIELD GOAL PCT., YEARS, PCT. (Minimum 20 Attempts). Lists top 6 players including Russ Moody, Doug Beach, Nick Diaz, Dane Kidman, Nathan Morreale, and Brock Warren.





/// GAME 11 RECAP vs. NEVADA ///



November 19, 2016

MACKAY STADIUM

SCORING SUMMARY

	1	2	3	4	FINAL
Utah State	7	10	10	10	37
Nevada	3	7	7	21	38

First Quarter

NEV - Pettit 35 yd field goal (3:37)
 USU - Myers 37 yd run (Warren kick, 1:02)

Second Quarter

USU - Eberle 43 yd field goal (9:52)
 USU - Myers 2 yd run (Warren kick, 5:25)
 NEV - Demps 1 yd pass from Gangi (Pettit kick, :38)

Third Quarter

USU - Lewis 59 yd run (Warren kick, 13:54)
 NEV - Kincaide 7 yd run (Pettit kick, 9:09)
 USU - Eberle 20 yd field goal (3:11)

Fourth Quarter

NEV - Butler 15 yd run (Pettit kick, 11:53)
 USU - Lindsey 68 yd run (Warren kick, 11:03)
 USU - Eberle 22 yd field goal (7:50)
 NEV - Mitchell fumble recovery in end zone (Pettit kick, 7:19)
 NEV - Gangi 6 yd run (Pettit kick, :05)
 Attendance: 13,390

TEAM STATISTICS

	USU	NEV
First Downs	21	22
Rushing	396	214
Passing	127	127
Fumbles: Number-Lost	1-1	1-1
Penalties: Number-Yards	9-74	1-10
Punts-Yards/Avg.	3-96/32.0	6-250/41.7
Punt Returns: No-Yds-TD/Avg.	3-2-0/0.7	0-0-0/0.0
Kickoff Returns: No-Yds-TD/Avg.	4-51-0/12.8	6-128-0/21.3
Interceptions: No-Yds-TD	0-0-0	1-43-0
Fumble Returns: No-Yds-TD	1-30-0	0-0-1
Possession Time	27:17	32:43
Third-Down Conversions	5-of-13	5-of-16

INDIVIDUAL RUSHING

USU: Lindsey 21-168, TD; Myers 11-90, 2TD; Lewis 4-83, TD; Bright 3-32; Hunt 8-27; Hobbs 1-1; Hervey 2(-)-5
NEV: Butler 26-119, TD; Kincaide 11-54, TD; Gangi 12-31, TD

INDIVIDUAL PASSING (C-A-I, Yds, TD)

USU: Myers 10-18-1, 127, 0
NEV: Gangi 13-26-0, 127, 1

INDIVIDUAL RECEIVING

USU: Tarver 3-51; Bright 3-43; Houston 2-17; Van Leeuwen 2-16
NEV: Butler 4-52; Demps 4-12, TD; Henderson 2-7; Celis 1-39; Kincaide 1-13; Gipson 1-4

USU Punt Returns: Rodriguez 3-2

USU KO Returns: Ellison 2-37; Bright 1-23; Huerta 1(-)-9

USU Interception Returns: None

USU Tackle Leaders: Williams 11, Centers 10, Carmen 8

UTAH STATE STARTERS
 OFFENSE

LT	Brooksby
LG	Albrecht
C	Stephens
RG	Uluave
RT	Simonich
WR	Lewis
WR	Tarver
WR	Colston-Green
WR	Rodriguez
RB	Lindsey
QB	Myers

DEFENSE

DE	All'ifua
DT	Seefeldt
DT	Faimalo
LB	Williams
LB	Carmen
LB	Te'i
CB	Gray
CB	Bailey
CB	Davis
BS	Ferguson
FS	Centers



Junior RB Tony Lindsey, Jr. (4) rushed for a career-high 168 yards on 21 carries in Utah State's 38-37 road loss at Nevada. Lindsey also had a career-long 68-yard touchdown run against the Wolf Pack.

RENO, Nev. - Nevada QB Ty Gangi scored on a 6-yard touchdown run with five seconds remaining in the game and Spencer Pettit tacked on the extra point as Nevada rallied for a 38-37 win against Utah State on Saturday, Nov. 19, 2016, at Mackay Stadium.

Redshirt freshman PK Dominik Eberle kicked the first three field goals of his career, including a 22-yarder that gave Utah State (3-8, 1-7 Mountain West) a 37-24 lead with 7:50 to go.

Tony Lindsey, Jr. had a career day for the Aggies. The junior running back rushed for a career-best 168 yards on 21 carries. His career-long 68-yard touchdown run with 11:03 remaining in the game made it 34-24 for Utah State.

Junior QB Kent Myers was 10-of-18 passing for 127 yards and an interception. He also had 90 yards rushing and two scores on just 11 carries. Freshman WR Rayshad Lewis added 83 yards rushing and a career-long 59-yard touchdown run on four carries, helping Utah State gain 396 yards on the ground. USU finished with 523 yards of total offense, while UN recorded 341.

However, the Wolf Pack (4-7, 2-5) rallied and scored the game's final 14 points. Elijah Mitchell began the comeback for Nevada when he recovered a muffed punt by the Aggies in the end zone with 7:19 to go and Gangi then scored the game-winning touchdown in the final seconds.

Senior LB Anthony Williams recorded 11 tackles for the Aggies, including 1.0 tackles for loss, while senior FS Devin Centers recorded 10 stops. Senior DE Ricky Ali'ifua had two tackles, including 1.0 sack. On his sack, Ali'ifua forced Gangi to fumble and freshman NG Mohelika Uasike caught it in midair, returning it 30 yards. The Aggies cashed in on the turnover as Eberle's third and final field goal of the day gave them their 13-point fourth-quarter advantage.

Nevada cracked the scoreboard first when Pettit drilled a 35-yard field goal with 3:37 remaining in the first quarter.

Utah State answered back on the ensuing possession as Myers capped the six-play, 79-yard drive with a 37-yard touchdown run to make it 7-3 with 1:02 left in the first.

Eberle gave the visitors a 10-3 lead with his first field goal, a career-long 43-yarder, with 9:52 remaining in the second quarter. The Aggies opened up a two-touchdown lead with 5:25 left in the half on a 2-yard touchdown run by Myers.

However, Nevada cut the deficit to 17-10 at halftime as Wyatt Demps caught a 1-yard touchdown pass from Gangi with just 38 seconds showing on the clock.

Nevada got the ball to start the second half, but Utah State's defense forced the Wolf Pack to go three-and-out. On the very first play of the ensuing possession, Lewis scored on his 59-yard run, making it 24-10.

The Wolf Pack answered back with a Jaxon Kincaide 7-yard touchdown run, trimming the deficit to 24-17 with 9:09 to go in the third.

USU took a 27-17 lead into the fourth quarter after Eberle made another field goal, this time from 20 yards.

Nevada cashed in on the game's first turnover to pull within three early in the fourth quarter as Myers was intercepted by Jaden Sawyer, who returned it 43 yards to the USU 20-yard line.

The Wolf Pack found the end zone two plays later, when Butler scored on a 15-yard touchdown run. Whatever momentum Nevada gained following the touchdown was quickly lost, thanks to Lindsey's 68-yard touchdown run.



Redshirt senior LB Anthony Williams (16) had 11 tackles, including 1.0 tackles for loss, against the Wolf Pack.





A QUICK LOOK AT BYU

BYU is 7-4 on the season following its 51-9 home win against Massachusetts last weekend. The Cougars are led by senior QB Taysom Hill, who is 212-of-351 passing for 2,222 yards (202.0 ypg) with 11 touchdowns and nine interceptions. Senior RB Jamaal Williams leads the team in rushing with 1,034 yards on 190 carries (5.4 ypc/129.2 ypg) with 10 touchdowns, and senior WR Nick Kurtz has caught 42 passes for 432 yards (10.3 ypr/39.3 ypg) with two touchdowns. Defensively, sophomore LB Francis Bernard has a team-best 74 tackles, which includes 2.0 sacks and 5.5 tackles for loss, while junior LB Fred Warner has 70 tackles, which includes 1.5 sacks and 9.0 tackles for loss. As a team, BYU is averaging 30.2 points and 411.0 yards of total offense per game (215.5 passing, 195.5 rushing) and allowing 20.3 points and 379.3 yards of total offense (269.8 passing, 109.5 rushing). BYU returns 16 starters (O-8, D-8) and 61 lettermen (O-26, D-32, S-4) from last year's team that went 9-4 and lost to Utah, 35-28, in the Royal Purple Las Vegas Bowl. The Cougars are coached by Kalani Sitake, who is 7-4 in his first season as a collegiate head coach at BYU.

AGGIES AND COUGARS SERIES HISTORY

Utah State trails in the all-time series against BYU, 35-47-3, which includes a 17-27-1 road record. The first game played in the series was on Oct. 7, 1922, in Provo with USU winning, 42-3. BYU won last year's meeting in Logan, 51-28, and USU won the last meeting between the two teams in Provo, 35-20, on Oct. 3, 2014, snapping a 17-game road losing streak that dated back to 1978. The last time Utah State won consecutive road games in the series was in 1970 and 1972.

MORE ON THE AGGIES AND COUGARS SERIES HISTORY

Utah State's 35 wins against BYU are the second-most in school history behind USU's 38 wins against Wyoming. The USU-BYU series is the second-most played in school history as this weekend's 86th meeting trails only USU's 112 games played against Utah.

BATTLE FOR THE OLD WAGON WHEEL

Utah State and BYU will be playing for possession of 'The Old Wagon Wheel,' the traveling trophy between the two schools, this weekend. The Old Wagon Wheel became part of the rivalry in 1948. Since its inception, BYU holds a 39-23 advantage in the series and BYU currently holds possession of the traveling trophy after its 51-28 win in Logan last year.

UTAH STATE AND BYU SERIES MOVING FORWARD

Future games currently scheduled between Utah State and BYU include meetings in Logan on Sept. 29, 2017, and Nov. 2, 2019, and in Provo on Oct. 5, 2018, in addition to this weekend's game.

UTAH STATE VERSUS FBS INDEPENDENTS

Utah State is 36-47-3 all-time against current Football Bowl Subdivision (FBS) Independents with a 35-47-3 record against BYU and a 1-0 record against Army.

MATT WELLS VERSUS BYU

Utah State head coach Matt Wells is 1-2 all-time against BYU as a head coach, and has faced the Cougars six times as an assistant, including twice while at Utah State, as well as three times as an assistant at New Mexico and once as an assistant at Tulsa.

UTAH STATE AND BYU CONNECTIONS

Utah State assistant head coach, running backs and tight ends coach Mike Canales spent the 1985 and 1986 seasons at BYU as an offensive graduate assistant and earned his master's degree in professional leadership. USU's Assistant AD for Football Operations Waqa Damuni is the brother of BYU Director of Player Personnel Jack Damuni. USU offensive graduate assistant Naufahu Tahi was a running back at BYU (1999, 2003-05). USU defensive graduate assistant Matt Ah You graduated from BYU in 2010 and played linebacker for the Cougars (2003-04, 2008). USU special assistant to the head coach Dave Kragthorpe spent 10 years (1970-79) as the offensive line coach and offensive coordinator at BYU. BYU defensive coordinator and linebackers coach 'Ilaisa Tuiaiki spent three seasons (2009-11) at Utah State as the running backs and special teams coach.

MORE CONNECTIONS BETWEEN UTAH STATE AND BYU

Utah State junior SS Dallin Leavitt began his collegiate career at BYU playing in 2013 and 2014. BYU's stadium namesake, LaVell Edwards, is a 1952 Utah State alum, and was a three-year letterman for the Aggies from 1949-51, collecting unanimous all-Skyline Six Conference honors in 1950 at linebacker. Edwards was inducted into USU's Athletics' Hall of Fame in 2011. Utah State University President Stan Albrecht worked at BYU for 18 years (1974-92), including three years as Academic Vice President and Associate Provost.

MISCELLANEOUS NUMBERS

Utah State is 5-6 all-time in known games played on Nov. 26. Under head coach Matt Wells, USU is 2-4 in games played on natural grass.



/// UTAH STATE at BYU ///



/// STATISTICAL COMPARISON ///

Table with 3 columns: TEAM STATISTICS, USU, OPP. Rows include Points/Game, First Downs, Rushing/Game, Passing/Game, Total Offense/Game, Fumbles-Lost, Pen.Yds/Game, Time of Possession.

INDIVIDUAL LEADERS

Table with 6 columns: Category, Att, Net, Avg, TD, YPG. Rows include Rushing (Lindsey, Jr., Myers), Passing (Myers, Hobbs), Receiving (Tarver, Lewis, Houston), Defense (Williams, Centers, Carmen).

/// STATISTICAL COMPARISON ///

Table with 3 columns: TEAM STATISTICS, BYU, OPP. Rows include Points/Game, First Downs, Rushing/Game, Passing/Game, Total Offense/Game, Fumbles-Lost, Pen.Yds/Game, Time of Possession.

INDIVIDUAL LEADERS

Table with 6 columns: Category, Att, Net, Avg, TD, YPG. Rows include Rushing (Williams, Hill), Passing (Hill, Mangum), Receiving (Kurtz, Pearson), Defense (Bernard, Warner, Pau'u).

/// DID YOU KNOW? ///

Utah State has 37 players on its roster from the state of Utah, while BYU has 44 players on its roster from the Beehive State.



/// UTAH STATE at BYU ///



/// SERIES HISTORY ///

Overall	USU trails, 35-47-3
In Logan	USU leads, 18-17-2
In Provo	USU trails, 17-27-1
Neutral Site	USU trails, 0-3-0
Longest USU Win Streak	5, 1952-56
Longest BYU Win Streak	10, 1983-92; 1994-2009
Largest USU Margin of Victory	(40) 40-0 -- 1923
Largest BYU Margin of Victory	(54) 54-0 -- 1954

/// GAME-BY-GAME RESULTS ///

10-07-22	W	42-3	A	11-09-68	W	34-8	A
11-12-23	W	40-0	H	11-15-69	L	3-21	H
11-07-24	W	13-9	A	10-24-70	L	20-27	A
10-24-25	W	14-0	H	10-09-71	W	29-7	H
10-15-26	T	0-0	A	09-23-72	W	42-19	A
10-29-27	W	22-0	H	10-06-73	W	13-7	H
10-27-28	W	10-0	A	09-21-74	W	9-6	A
10-18-29	L	6-7	N	11-08-75	L	7-24	H
11-01-30	L	14-39	N	10-23-76	L	14-45	A
11-07-31	L	0-6	N	09-24-77	L	6-65	H
11-19-32	L	6-18	A	10-07-78	W	24-7	A
11-18-33	W	14-0	H	10-13-79	L	24-48	H
11-03-34	W	15-0	A	10-18-80	L	46-70	H
11-16-35	W	27-0	H	10-02-81	L	26-32	A
10-15-36	W	13-0	A	10-30-82	W	20-17	H
11-13-37	L	0-54	H	10-29-83	L	34-38	A
11-05-38	W	3-0	A	11-24-84	L	13-38	A
11-11-39	T	0-0	H	11-09-85	L	0-44	H
11-02-40	L	7-12	A	09-06-86	L	0-52	A
11-01-41	L	0-28	H	10-02-87	L	24-45	A
10-31-42	W	9-6	A	09-30-88	L	3-38	A
11-09-46	T	0-0	H	09-30-89	L	10-37	H
10-25-47	L	12-27	A	11-24-90	L	10-45	A
10-23-48	W	20-7	H	10-04-91	L	10-38	A
11-05-49	W	22-3	A	10-02-92	L	9-30	A
11-04-50	L	13-34	H	10-30-93	W	58-56	H
11-10-51	L	27-28	A	09-30-94	L	6-34	A
11-15-52	W	27-26	H	10-04-96	L	17-45	H
10-16-53	W	14-7	A	10-03-97	L	35-42	A
10-30-54	W	45-13	H	10-01-99	L	31-34*	H
11-05-55	W	47-21	A	10-06-00	L	14-38	A
10-27-56	W	33-7	H	10-05-01	L	34-54	A
11-02-57	L	0-14	A	10-04-02	L	34-35	H
11-01-58	L	6-13	H	09-23-06	L	0-38	A
10-31-59	L	0-18	A	10-03-08	L	14-34	H
10-29-60	W	34-0	H	10-02-09	L	17-35	A
11-04-61	W	31-8	A	10-01-10	W	31-16	H
10-27-62	W	27-21	H	09-30-11	L	24-27	A
11-02-63	W	26-0	A	10-5-12	L	3-6	A
10-31-64	L	14-28	A	10-04-13	L	14-31	H
10-30-65	W	34-21	H	10-03-14	W	35-20	A
10-08-66	L	7-27	A	11-28-15	L	28-51	H
11-04-67	W	30-9	H				

* = overtime

/// TOP AGGIES vs. BYU ///

Rushing	Roy Shivers (1965)
.....	180 yards on 21 carries
Passing	Anthony Calvillo (1993)
.....	472 yards on 31-of-57 passing
Receiving	Aaron Jones (1999)
.....	195 yards on 10 receptions
Tackles	Tony Newson (1999)
.....	19

PLAYER CONNECTIONS BETWEEN UTAH STATE AND BYU

Utah State senior OL **Austin Albrecht** attended Alta High School in Sandy, Utah, as did BYU sophomore LB Rhett Sandlin and freshman WR Mack Richards. USU senior LB **Brock Carmen** and senior DE **Edmund Faimalo** both attended Riverside (Calif.) CC, as did BYU sophomore DB Isaiah Armstrong. Furthermore, Faimalo and USU freshman DE Ritisoni Fata both attended East Valley HS in Riverside, Calif., as did Armstrong. USU senior WR **Andrew Rodriguez** and BYU junior OL Tejan Koroma both attended Allen (Texas) High School. USU senior TE **Landon Horne** and freshman S **Chance Parker** both attended Davis HS in Kaysville, Utah as did BYU junior DB Gavin Fowler and sophomore TE Troy Hinds. USU junior WR **Connor McGuire**, redshirt sophomore BS **Gaje Ferguson** and Horne all attended Snow College in Ephraim, Utah, as did BYU senior DB Eric Takenaka, junior DL Handsome Tanielu, junior WR Jonah Trinnaman and sophomore TE Hunter Marshall. USU senior DE **Siuu Taufa** and BYU junior LB Grant Jones both attended Ygnacio Valley High School in Concord, Calif. USU senior OL **Dalton Forsythe** and BYU senior OL Andrew Eide and junior OL Keyan Norman all transferred to their current school from Southern Utah. USU junior OL **Brandon Taukeiaho** attended Bingham High School in South Jordan, Utah, as did BYU junior OL Tuni Kanuch, sophomore DL Moses Kaumatule, senior LB Harvey Langi and junior DL Kesni Tausinga. USU junior OL **Jarome Ione** and BYU freshman LB Rylee Gautavai both attended Bountiful (Utah) High School. USU junior DE **Ian Togia** and BYU junior OL Ului Lapuaho both attended Hunter High School in West Valley City, Utah. Ului Lapuaho is the brother of former USU NG **Al Lapuaho**. USU junior WR **Braelon Roberts** and BYU sophomore WR Micah Simon both attended Bishop Dunne High School in Dallas, Texas. USU junior WR **Ethan Cortazzo** attended Red Mountain HS in Mesa, Ariz., as did BYU sophomore OL Quin Ficklin. USU sophomore LB **Chase Christiansen** and redshirt freshman WR **Hudson Conrad** both attended Stansbury (Utah) HS, as did BYU sophomore DB Zayne Anderson. USU junior LB **Alex Huerta** and redshirt sophomore BS **Gaje Ferguson** both attended Mountain Crest High School in Hyrum, Utah, as did BYU sophomore WR Moroni Laulu-Pututau. USU redshirt freshman OL **Roderick Smith** and BYU sophomore WR Akile Davis both attended DeSoto (Texas) High School. USU sophomore QB **DJ Nelson's** older brother, **Riley Nelson**, played football at both Utah State and BYU. USU sophomore TE **Dax Raymond** and sophomore WR **Zach Van Leeuwen** both attended Timview HS in Provo, Utah, as did BYU senior DB Chris Badger, junior RB Creed Richardson, sophomore DL Bronson Kaufusi, freshman LB Keenan Pili and freshman WR Rickey Shumway. Raymond's father, Ronn, was on BYU's track and field team. USU redshirt freshman LB **Mason Gajkowski** attended Jordan High School in Sandy, Utah, as did BYU senior OL Kyle Johnson. USU freshman S **Baron Gajkowski** and BYU senior DE Tae Tautu, junior DB Micah Hannemann, junior OL Keyan Norman, freshman DB Austin McChesney and freshman WR Talon Shumway all attended Lone Peak HS in Alpine, Utah. USU redshirt freshman DE **Christopher 'Unga's** brother, Devin, played football at BYU. USU freshman BS **Zach Swenson** attended East HS in Salt Lake City, Utah, as did BYU sophomore DL Merrill Tailauli. USU freshman LB **Justus Te'i** attended Mission Hills HS in San Marcos, Calif., as did BYU junior LB Fred Warner and freshman DB Troy Warner.

STATS FOR AGGIES WITH MULTIPLE GAMES VS. BYU

The following is a look at what current Utah State players have done against BYU in at least two games played. Senior DE **Ricky Ali'ifua** has six tackles and one quarterback hurry in three games. Senior FS **Devin Centers** has two tackles, two pass breakups, a blocked punt and one interception that he returned for 34 yards in three games. Redshirt senior NG **Travis Seefeldt** has one tackle and one fumble recovery in three games. Senior OL **Jake Simonich** has one reception for minus five yards in three games. Senior PK **Jake Thompson** has 14 kickoffs for 900 yards (64.3 ypk) and seven touchbacks, and is 3-for-3 on extra points, but 0-for-4 on field goal attempts in three games. Senior WR **Kennedy Williams** has six carries for 37 yards (6.2 ypc), four kickoff returns for 85 yards (21.3 ypr) and one reception for 13 yards in three games. Senior CB **Daniel Gray** has two tackles in two games. Senior TE **Wyatt Houston** has two receptions for 24 yards (12.0 ypr) in two games. Senior CB **Jentz Painter** has two tackles in two games. Senior OC **Austin Stephens** has one tackle in two games. Senior DE **Siuu Taufa** has one tackle and one quarterback hurry in two games. Junior CB **Jalen Davis** has nine tackles, including 1.0 tackles for loss, in two games. Junior LB **Alex Huerta** has one tackle in two games. Junior RB **LaJuan Hunt** has 58 yards rushing and one touchdown on 11 carries (5.3 ypc), two receptions for minus 12 yards and one kickoff return for 14 yards in two games.

/// UTAH STATE HAS NINE BOWL TEAMS ON ITS 2016 SCHEDULE ///

- Utah State's 2016 schedule features nine teams who played in bowl games a year ago as USC played in the Holiday Bowl (L, 23-21 vs. Wisconsin); Arkansas State played in the New Orleans Bowl (L, 47-28 vs. Louisiana Tech); Air Force played in the Armed Forces Bowl (L, 55-36 vs. California); Boise State played in the San Diego County Credit Union Poinsettia Bowl (W, 55-7 vs. Northern Illinois); Colorado State played in the NOVA Home Loans Arizona Bowl (L, 28-23 vs. Nevada); San Diego State played in the Hawaii Bowl (W, 42-7 vs. Cincinnati); New Mexico played in the Gildan New Mexico Bowl (L, 45-37 vs. Arizona); Nevada played in the NOVA Home Loans Arizona Bowl (W, 28-23 vs. Colorado State); and BYU played in the Royal Purple Las Vegas Bowl (L, 35-28 vs. Utah).





UTAH STATE TEAM STATS vs. BYU TEAM STATS IN THE LAST 17 MEETINGS

Table with columns: Date, Score, Total Yds. (Rush-Pass), TOP, TO, Pen., 3rd Downs, FD. Rows list game dates and statistics for Utah State vs. BYU from 1993 to 2015.

Note: Utah State numbers are listed first.

/// SERIES NOTABLES BETWEEN UTAH STATE AND BYU ///

- The following are series notables between Utah State and BYU dating back to 1993 and encompassing the last 17 meetings in the series.
Utah State is 2-5 when leading at the half, while BYU is 10-0.
USU has scored first in five of the last seven games, but is just 2-5 in those contests.
USU has also led at the half in three of the last six games, but is 2-4 in those contests.
USU has also rushed for more yards in four of the last six meetings, but is just 2-4 in those games.
Utah State has gained more yards and controlled the time of possession in each of the last two meetings.
Prior to that, BYU had more yards in 14 of the previous 15 meetings and controlled the time of possession in 11 of the previous 15 meetings.
The team with fewer turnovers has won 13 of the last 17 games.
Neither team has recorded 500 yards of total offense in the last nine meetings.
However, BYU had 500 yards of total offense six times in the previous eight meetings, while USU had 500 yards twice in the previous eight meetings.
In the last 17 meetings, BYU has had a 300-yard passer seven times, a 100-yard rusher five times, with two of those players rushing for 200 yards, and a 100-yard receiver 13 times.
USU has had a 300-yard passer four times in the last 17 meetings, a 100-yard rusher three times, and a 100-yard receiver seven times.
In USU's 58-56 win in 1993, BYU tied the NCAA record at the time for most points scored by a losing team, tying Purdue's 56 points against Minnesota that same season.
USU head coach Matt Wells was 25-of-48 passing for 218 yards for the Aggies against BYU in 1994, and had two tackles, including one for loss, to go along with a fumble recovery as a safety against BYU in 1996.
USU assistant head coach/running back/tight ends coach Mike Canales was 33-of-60 passing for 338 yards with five touchdowns and three interceptions in two games against BYU in 1981 and 1983.
USU assistant head coach/co-defensive coordinator/defensive line coach Frank Maile started for the Aggies against BYU in 2006, but did not record any stats, in his only game played against the Cougars.
USU co-offensive coordinator/wide receivers coach Jovon Bouknight had 25 receptions for 270 yards with two touchdowns in four games played for Wyoming against BYU, including seven catches for 87 yards and one touchdown as a senior in 2005 and nine catches for 96 yards as a freshman in 2002.
Bouknight also had one career rush against the Cougars for 25 yards.
USU Assistant AD for Football Operations Waqa Damuni had one reception for 29 yards for the Aggies against BYU in 1996 and did not record any stats against the Cougars in 1997.
USU offensive graduate assistant Fahu Tahī rushed for 116 yards on 22 carries for BYU against the Aggies in 1999.
USU defensive graduate assistant Matt Ah You had five tackles and one pass breakup for BYU against the Aggies in 2008.

/// DID YOU KNOW? ///

- The winning team in the Utah State vs. BYU series has scored at least 27 points in 26 of the last 27 meetings, with the only exception being BYU's 6-3 win in Provo in 2012, which was the lowest scoring game in series history since a 0-0 tie in 1939 in Logan.

/// UTAH STATE at BYU ///



/// FROM THE RECORD BOOKS ///

Here is a look at some of the top Utah State statistical individual and team performances against BYU over the years.

- Anthony Calvillo tied the USU single-game school record for touchdown passes in a game with five against BYU in 1993... Calvillo also set single-game school records for total offensive plays (72), total offensive yards (537), points responsible for (42), pass attempts (57) and pass attempts without an interception (57) from that 1993 game... Calvillo also threw for 472 yards against BYU in 1993, which ranks as the third-most in school history.
Tom Larscheid returned a kickoff 102 yards against BYU in 1960, to rank as the second-longest in school history.
Aubrey Thompson set the USU single-game school record for receptions by a tight end with 12 for 122 yards against BYU in 1993.
Roger Fernandez set the USU single-game school record for kickoff return yards with 219 on seven returns against BYU in 2001.
Hunter Sharp set the USU single-game school record for yards per reception (34.6) at BYU in 2014 as he caught five passes for 173 yards.
Bob Gagliano threw for 358 yards against BYU in 1980, which ranks 27th all-time in school history.
Aaron Jones had 195 receiving yards against BYU in 1999, which ranks 17th all-time at USU.
Nakia Jenkins had 194 receiving yards against BYU in 1997, the 18th-most in school history.
Jerome Dennis had a 75-yard interception return against BYU in 2002, to rank tied for the 10th-longest interception return in USU history.
Robert Turbin had an 80-yard run against BYU in 2011, to rank tied for the 12th-longest run in school history.
James Samuel had a 73-yard run against BYU in 2002, to rank as the 16th-longest in school history.
Jeff Crosbie hit Aaron Jones on an 87-yard pass against BYU in 1999, to rank as the sixth-longest pass play in school history.
Diondre Borel hit Xavier Martin on a 79-yard pass against BYU in 2010, to rank tied for the 21st-longest pass play in school history.
Rusty Carlsen had a 70-yard punt against BYU in 1989, which is tied for the 11th-longest in USU history.
Brad Bohn kicked a 55-yard field goal against BYU in 1999, the fifth-longest in school history.
Utah State's 654 yards of total offense against BYU in 1993 ranks fourth all-time in school history, while its 578 yards against BYU in 1972 ranks 18th all-time.
Utah State's 472 passing yards against BYU in 1993 ranks third all-time in school history, while its 380 yards in 1997 ranks 19th all-time.
Utah State's 383 rushing yards against BYU in 1961 ranks 14th all-time in school history.
Utah State limited BYU to just 51 yards of total offense in 1961, which ranks second all-time in school history, 83 yards in 1963, which is tied for the fourth-fewest, and 106 yards in 1960, which ranks as the ninth-fewest in USU history.
USU also limited BYU to just 25 passing yards in 1961 to rank as the 11th-fewest in school history.





/// LAST MEETING vs. BYU ///



November 28, 2015

MERLIN OLSEN FIELD AT MAVERIK STADIUM

SCORING SUMMARY

	1	2	3	4	FINAL
BYU	10	14	14	13	51
Utah State	7	14	0	7	28

First Quarter

USU - Keeton 52 yd run (Thompson kick, 12:52)
 BYU - Brown 8 yd run (Samson kick, 10:08)
 BYU - Samson 41 yd FG, 00:29

Second Quarter

USU - Hunt 6 yd run (Thompson kick, 7:05)
 USU - Sharp 24 yd pass from Keeton (Thompson kick, 3:00)
 BYU - Mathews 72 yd pass from Mangum (Samson kick, 2:42)
 BYU - Lauile 37 yd fumble return (Samson kick, 00:00)

Third Quarter

BYU - Mathews 35 yd pass from Mangum (Samson kick, 13:40)
 BYU - Bernard 10 yd run (Samson kick, 3:01)

Fourth Quarter

USU - Vigil 2 yd run (Warren kick, 14:48)
 BYU - Bernard 4 yd pass from Mangum (Samson kick, 12:06)
 BYU - Brown 18 yd pass from Mangum (Samson kick, 3:02)
 Attendance: 22,509

TEAM STATISTICS

	BYU	USU
First Downs	15	23
Rushing	74	202
Passing	284	243
Total Offense	358	445
Fumbles: Number-Lost	1-0	3-2
Penalties: Number-Yards	9-76	8-70
Punts-Yards/Avg.	7-285/40.7	4-144/36.0
Punt returns: No-Yds-TD/Avg.	0-0-0/0.0	5-67-0/13.4
Kickoff Returns: No-Yds-TD/Avg.	4-107-0/26.8	6-110-0/18.3
Interceptions: No-Yds-TD	0-0-0	0-0-0
Fumble Returns: No-Yds-TD	2-44-1	0-0-0
Possession Time	27:02	32:58
Third-Down Conversions	4-of-13	8-of-19

INDIVIDUAL RUSHING

BYU: Brown 16-68 TD; Bernard 3-17 TD; Langi 3-15
USU: Keeton 9-54 TD; Mays 19-54; Hunt 8-50 TD; Lindsey 2-24;
 Nelson 1-13; Vigil 1-5 TD; Sharp 1-2; Robinson 1-0

INDIVIDUAL PASSING (A-C-I, Yds, TD)

BYU: Mangum 30-16-0, 284, 4
USU: Keeton 45-20-0, 243, 1

INDIVIDUAL RECEIVING

BYU: Mathews 6-158 2TD; Henderson 2-39; Bernard 2-4 TD;
 Brown 1-18 TD
USU: Sharp 7-100 TD; Rodriguez 4-78; Houston 2-24; Hunt
 2-(-12); Fox 1-25; Williams 1-13; Swindall 1-11; Roberts 1-9;
 Simonich 1-(-5)

USU Punt Returns: Rodriguez 3-22; Sharp 2-45

USU KO Returns: Williams 3-64; Sharp 1-28; Hunt 1-14; Carmen 1-4

USU Interception Returns: None

USU Tackle Leaders: Evans 14; Vigil 9; Moala 5; Davis 4

UTAH STATE STARTERS OFFENSE

LT	Wysocki
LG	Mosley
C	Stephens
RG	Albrecht
RT	Simonich
TE	Togiai
WR	Rodriguez
WR	Roberts
WR	Sharp
RB	Mays
QB	Keeton

DEFENSE

DE	Nielsen
NG	Moala
DE	Taylor
LB	Fackrell
LB	Fillaga
LB	Vigil
CB	Hines
CB	Davis
CB	Hayes
SS	Evans
FS	Floyd



Senior QB Chuckie Keeton (16) was 20-of-45 passing for 243 yards with one touchdown in Utah State's 51-28 loss to BYU. Keeton also rushed for 54 yards on nine carries, including a 52-yard touchdown run.

LOGAN, Utah - Redshirt senior QB **Chuckie Keeton** set a Utah State record for career touchdown passes, but it still wasn't enough as the Aggies closed out the regular season with a 51-28 home loss to BYU on Nov. 28, 2015.

Keeton, who completed 20 passes on a career-high 45 attempts for 243 yards, eclipsed **Jose Fuentes** on the career touchdown list when he hit senior WR **Hunter Sharp** with a 24-yard touchdown pass to give the Aggies (6-6) a 21-10 lead with exactly three minutes left in the first half.

Keeton, who also rushed for 54 yards and a touchdown on nine carries, entered the game tied with Fuentes at 60 career touchdown passes. It was Keeton's 19th career 200-yard passing game.

Sharp finished with a game-best seven receptions for 100 yards, marking his second 100-yard receiving game this year and the sixth of his career.

BYU freshman QB Tanner Mangum completed 16-of-30 passes for 284 yards and four touchdowns. His favorite target on the afternoon was senior WR Mitch Mathews, who caught six passes for 158 yards and two touchdowns for the Cougars (9-3).

Keeton gave the Aggies a 7-0 lead less than three minutes into the game when he kept the ball on an option read and ran untouched into the end zone from 52 yards out.

Utah State's early lead was short-lived, though. BYU junior RB Algernon Brown scored on an 8-yard touchdown run to tie it at 7-all with 10:08 remaining in the first. The Cougars then took their first lead when senior PK Trevor Samson booted a 41-yard field goal to make it 10-7 late in the quarter.

The Aggies moved back in front when sophomore RB **LaJuan Hunt** scored on a 6-yard touchdown run to make it 14-10 with 7:05 remaining in the second quarter. After Sharp caught Keeton's record-setting touchdown pass, the game turned in favor of the Cougars.

BYU answered right back on the very first play of the ensuing possession. Mathews got behind the Utah State secondary and Mangum hit him in stride for a 72-yard touchdown pass, pulling the Cougars within 21-17.

Disaster struck again for the Aggies right before the end of the half. While scrambling out of the pocket, Keeton fumbled the ball and BYU sophomore DE Tomasi Lauile picked it up and rumbled 37 yards into the end zone, giving the Cougars a 24-21 lead at the break.

BYU tacked on two more touchdowns in the third quarter to make it 38-21 before junior LB **Nick Vigil** stopped the bleeding with a 2-yard touchdown run early in the fourth, making it 38-28. It was Vigil's first rushing touchdown of the season and the fourth of his career.

But that's as close as the Aggies, who had two field goals blocked and had another hit off the uprights during the game, would get.

Mangum threw a pair of fourth-quarter touchdown passes to give the Cougars their final margin of victory.

Senior SS **Marwin Evans** led Utah State with a career-high 14 tackles, including 1.0 tackles for loss. Vigil added nine stops for the Aggies.

Utah State finished the game with 445 total yards (243 passing, 202 rushing), while BYU finished with 358 total yards (284 passing, 74 rushing). The Aggies won the time of possession battle as they had the ball for nearly 33 minutes.



Senior SS Marwin Evans (24) had a career-high 14 tackles, including 1.0 tackles for loss, against the Cougars.





Junior WR Hunter Sharp (4) caught five passes for a career-best 173 yards in Utah State's 35-20 win at No. 18 BYU. Sharp also had a 72-yard touchdown reception against the Cougars.

PROVO, Utah - Sophomore QB Darell Garretson threw three touchdown passes in the first-half, and Utah State's defense forced four turnovers for the third time in its last four games, as the Aggies posted its first win at BYU in 36 years with a 35-20 victory on Oct. 3, 2014.

Utah State (3-2) also improved to 4-51 all-time against ranked opponents, including wins in three of its last four matchups. Overall, No. 18 BYU (4-1) is the highest ranked opponent USU has ever defeated bettering its 48-41 overtime win at No. 19 Louisiana Tech in 2012.

Utah State finished the night with a season-high 457 yards of offense as Garretson was 19-of-25 passing for a season-high 321 yards with three touchdowns and no interceptions. Sophomore LB Nick Vigil led the Aggies' rushing attack as he carried the ball 16 times for 57 yards, and scored his first career touchdown on a 1-yard run in the third quarter, all of which are career-highs. Senior RB Joe Hill added 54 rushing yards as he tied his career-high with 18 carries and USU finished the night with 136 rushing yards on 46 carries.

BYU scored on its first possession of the game as Taysom Hill scored on an 11-yard run just 1:16 into the game as the Cougars drove 75 yards in just five plays. Hill, who was injured in the second quarter and did not return, was 8-of-11 passing for 99 yards with one touchdown and carried the ball seven times for 35 yards with another score.

On its opening possession of the game, Utah State drove the ball to the BYU 24-yard line before Garretson fumbled the snap and the Cougars recovered it at their own 36. USU eventually tied the score at 7-all late in the first quarter as Garretson connected with junior WR Devonte Robinson for a 7-yard touchdown to cap a 10-play, 85-yard drive.

BYU regained the lead early in the second quarter on a 25-yard touchdown pass from Hill to Mitch Mathews to make the score 14-7.

From there it was all Utah State, as the Aggies scored three second quarter touchdowns to take a 28-14 lead into the locker room. USU's first score of the second quarter came on a 5-yard run by Garretson to cap a 13-play, 88-yard drive that took 8:20 off the clock, its longest of the season in plays, yards and time of possession. Junior NG Travis Seefeldt then recovered a fumble on BYU's first offensive play of its next series and Garretson connected with Robinson again, this time for 22-yards out on its first play of the drive, to give the Aggies its first lead of the night at 21-14 with 4:27 to play in the half.

On its next drive, Utah State took possession of the ball on its own 13-yard line and drove 87 yards in just three plays, highlighted by a 72-yard touchdown pass from Garretson to junior WR Hunter Sharp. Sharp finished the night with five receptions for a career-high 173 yards for his third-straight 100-yard receiving game, marking the first time since 2002 that an Aggie has accomplished the feat.

BYU closed the gap to 28-17 in the third quarter on a 41-yard field goal only to see USU drive 76-yards in six plays and score another touchdown on a 1-yard run by Nick Vigil to push its lead to 35-17 late in the period.

BYU added a 24-yard field goal in the fourth quarter to cut its deficit to 35-20, but could get no closer.

Nick Vigil led the Aggie defense with nine total tackles, while freshman CB Jalen Davis had a career-high six tackles and senior SS Frankie Sutera had five tackles and intercepted his third pass of the season and fourth of his career. Sophomore FS Devin Centers and junior LB Torrey Green also added interceptions for USU.



Sophomore LB Nick Vigil (41) recorded nine tackles and rushed for a career-high 57 yards on a career-best 16 carries, and scored his first career touchdown on a 1-yard run against the Cougars.

/// LAST MEETING at BYU ///



October 3, 2014

LAVELL EDWARDS STADIUM

SCORING SUMMARY

	1	2	3	4	FINAL
Utah State	7	21	7	0	35
BYU	7	7	3	3	20

First Quarter

BYU - Hill 11 yd run (Samson kick, 13:44)
USU - Robinson 7 yd pass from Garretson (Diaz kick, 0:50)

Second Quarter

BYU - Mathews 25 yd pass from Hill (Samson kick, 13:06)
USU - Garretson 5 yd run (Diaz kick, 4:20)
USU - Robinson 22 yd pass from Garretson (Diaz kick, 4:27)
USU - Sharp 72 yd pass from Garretson (Diaz kick, 0:55)

Third Quarter

BYU - Samson 41 yd field goal (4:39)
USU - N. Vigil 1 yd run (Diaz kick, 1:49)

Fourth Quarter

BYU - Samson 24 yd field goal (8:39)
Attendance: 64,090

TEAM STATISTICS

	USU	BYU
First Downs	22	23
Rushing	136	154
Passing	321	271
Fumbles: Number-Lost	1-1	1-1
Penalties: Number-Yards	12-105	9-60
Punts-Yards/Avg.	7-270/38.6	4-146/36.5
Punt returns: No-Yds-TD/Avg.	0-0-0/0.0	3-9-0/3.0
Kickoff Returns: No-Yds-TD/Avg.	3-43-0/14.3	2-41-0/20.5
Interceptions: No-Yds-TD	3-55-0	0-0-0
Fumble Returns: No-Yds-TD	0-0-0	0-0-0
Possession Time	37:51	22:09
Third-Down Conversions	5-of-15	4-of-13

INDIVIDUAL RUSHING

BYU: Williams, 17-99; Hill, 7-35 TD; Stewart, 7-1; Lasike, 2-6; Brown, 1-3.
USU: N. Vigil, 16-57 TD; Hill, 18-54; Hall, 3-10; Williams, 0-10; Hunt, 3-8; Natson, 1-6; Garretson, 3-(-9) TD.

INDIVIDUAL PASSING (A-C-I, Yds, TD)

BYU: Stewart, 29-10-3, 172; Hill, 11-8-0, 99, 1 TD.
USU: Garretson, 25-19-0, 321, 3 TD

INDIVIDUAL RECEIVING

BYU: Mathews, 8-117 1 TD; Leslie, 4-135; Houk, 3-7; Lasike, 1-7; Hine, 1-4; Williams, 1-1.
USU: Robinson, 6-98 2 TD; Sharp, 5-173 1 TD; Natson, 5-34; Hill, 2-11; Butler, 1-5.

USU Punt Returns: None

USU KO Returns: Sharp, 1-22; Williams, 1-22; Weichers, 1-0

USU Interception Returns: Centers, 1-34; Sutera, 1-21; Green, 1-0

USU Tackle Leaders: N. Vigil 9, Davis 6, Sutera 5, Z. Vigil 5, Larsen 5, LT Filiaga 3, Stewart 3

UTAH STATE STARTERS OFFENSE

LT	Whimpey
LG	Mosley
C	Stephens
RG	Fisilau
RT	Simonich
TE	Court
WR	Natson
WR	Sharp
WR	Patterson
RB	Hill
QB	Garretson

DEFENSE

DE	Larsen
NG	Matagi
DE	Nielsen
LB	Filiaga
LB	N. Vigil
LB	Z. Vigil
LB	Green
CB	Davis
CB	Gray
SS	Sutera
FS	Suite





/// WHAT'S BACK IN 2016 ///

OFFENSE	STAT	RETURN	PCT.
• Pass Att.	403	204	50.1
• Pass Comp.	229	125	54.6
• Pass Yds.	2,672	1,666	62.4
• Pass TDs	21	17	81.0
• Receptions	229	124	54.1
• Rec. Yds.	2,672	1,333	49.9
• Rec. TDs	21	7	33.3
• Rush Att.	481	408	84.8
• Rush Yds.	2,146	1,943	90.5
• Rush TDs	22	19	86.4
• Total Offense	4,818	3,609	74.9
• Total TDs	49	29	59.2

DEFENSE	STAT	RETURN	PCT.
• Tackles	929	265	28.5
• Tackles for Loss	86.0	12.0	13.4
• Sacks	27.0	4.5	16.7
• QB Hurries	24	6	25.0
• Interceptions	10	8	80.0
• Pass Break-Ups	36	13	36.1
• Forced Fumbles	15	4	26.7
• Fumble Recoveries	12	1	8.3
• Blocks	4	1	25.0

• Utah State returns 12 of its 26 regular starters from 2015, with nine on offense and three on defense. In addition, the Aggies return all three of their kickers from last season. USU also returns 38 letterwinners from a year ago, with 20 on offense, 15 on defense and three specialists.

/// ROCKY MOUNTAIN HIGH ///

• There are nine Division I FBS schools that are located in cities with an elevation of at least 4,000 feet above sea level and Utah State ranks sixth on the list with an elevation of 4,710 feet. USU is the fifth-highest Mountain West Conference school. During the 2016 season, the Aggies will play at four other locations on the list (BYU, Colorado State, Nevada, Wyoming), giving USU 10 games this season at 4,000 feet above sea level.

School	Elevation
1. Wyoming	7,220
2. Air Force	6,620
3. Colorado	5,360
4. Colorado State	5,190
5. New Mexico	5,100
6. UTAH STATE	4,710
7. BYU	4,630
8. Nevada	4,610
9. Utah	4,357



WHAT'S RETURNING IN 2016

• Utah State returns 12 starters (O-9, D-3) and 38 letterwinners (O-20, D-15, S-3) from last year's team that finished tied for second place in the Mountain Division of the Mountain West with a 5-3 record, and played in its school-record fifth-straight bowl game. Highlighting Utah State's returners in 2016 are six players who earned honorable mention all-Mountain West honors a year ago in senior offensive linemen **Austin Albrecht**, **Jake Simonich** and **Austin Stephens**, senior punt returner **Andrew Rodriguez**, junior cornerback **Jalen Davis** and junior quarterback **Kent Myers**. Along with the players mentioned above, Utah State also returns five other starters on offense in senior tight end **Wyatt Houston**, senior running back **Devante Mays**, junior running back **LaJuan Hunt** and junior wide receiver **Braelon Roberts**, along with Rodriguez at wide receiver. USU also returns two other starters on defense in senior defensive end **Ricky All'ifua** and senior free safety **Devin Centers**, to go along with three specialists returning in senior kicker **Jake Thompson**, senior placekicker **Brock Warren** and sophomore punter **Aaron Dalton**.

WHAT UTAH STATE MUST REPLACE FROM 2015

• Utah State must replace six players who earned various all-Mountain West honors in 2015, including LB **Kyler Fackrell** and LB **Nick Vigil**, who both earned first-team honors, WR **Hunter Sharp**, who was named to the second team, and NG **David Moala**, junior offensive lineman **Tyson Mosley** and DE **Jordan Nielsen**, who were all named to the honorable mention team. Fackrell also earned fourth-team All-American honors from *Phil Steele's Magazine*. Other offensive starters lost include OL **Taani Fisilau**, QB **Chuckie Keeton**, WR **Devonte Robinson** and OL **Ben Wysocki**. Other defensive starters lost include SS **Marwin Evans**, LB **LT Filiaga**, CB **Tyler Floyd** and CB **Deshane Hines**.

DID YOU KNOW?

• Utah State returns three starters along its offensive line in senior OT **Austin Albrecht**, senior OT **Jake Simonich** and senior OC **Austin Stephens**, as all three players earned honorable mention all-Mountain West honors in 2015. In fact, both Simonich and Stephens also earned honorable mention all-conference honors as sophomores in 2014. In all, these three offensive linemen have combined to play in 127 games during their Aggie careers, with a combined 103 career starts. Furthermore, USU has three other offensive linemen who have collegiate experience at USU in senior **Jude Hockel** (16 games played), junior **Jarom Ioane** (14 games played), junior **Brandon Taukeiaho** (14 games played), sophomore **KJ Uluave** (13 games played) and sophomore **Cody Boyer** (9 games played).

/// RETURNING STATISTICAL LEADERS IN 2016 ///

CATEGORY	TOP RETURNEES	NOTABLE LOSSES
RUSHING	RB Devante Mays (165-966, 9 TD) QB Kent Myers (85-356, 3 TD) RB LaJuan Hunt (106-338, 5 TD) QB Damion Hobbs (20-110, 1 TD)	QB Chuckie Keeton (50-181, 1 TD)
PASSING	QB Kent Myers (121-199, 1,593 yds, 16 TD) QB Damion Hobbs (4-5, 73 yds, 1 TD)	QB Chuckie Keeton (104-199, 1,006 yds, 4 TD)
RECEIVING	WR Andrew Rodriguez (27-281, 1 TD) RB LaJuan Hunt (27-231, 1 TD) TE Wyatt Houston (25-307, 3 TD) WR Braelon Roberts (17-150)	WR Hunter Sharp (71-835, 9 TD) WR Devonte Robinson (20-326, 2 TD) WR Brandon Swindall (14-173, 3 TD)
SCORING	PK Brock Warren (39 PAT, 8 FG, 63 pts.) RB Devante Mays (9 TD, 54 pts.) RB LaJuan Hunt (6 TD, 36 pts.) QB Kent Myers (3 TD, 18 pts.) TE Wyatt Houston (3 TD, 18 pts.) PK Jake Thompson (7 PAT, 3 FG, 16 pts.)	WR Hunter Sharp (10 TD, 60 pts.) WR Brandon Swindall (3 TD, 18 pts.)
TACKLES	CB Jalen Davis (51, 3.0 TFL, 1.0 sack) S Devin Centers (46) FS Jontrell Rocquemore (27, 2.0 TFL)	LB Nick Vigil (144, 13.5 TFL, 3.0 sacks) LB Kyler Fackrell (82, 15.0 TFL, 4.0 sacks) LB LT Filiaga (78, 2.5 TFL)
INTs	CB Jalen Davis (3) S Devin Centers (3)	SS Marwin Evans (1) LB Torrey Green (1)
PUNTING	P Aaron Dalton (72, 41.3 avg.)	None
FIELD GOALS	PK Brock Warren (8-11) K Jake Thompson (3-6)	None
PATs	PK Brock Warren (39-41) K Jake Thompson (7-8)	None





UTAH STATE COACHING CHANGES FOR 2016

• Utah State's coaching staff had an FBS-high six changes during the off-season as fourth-year head coach **Matt Wells** hired **Mike Canales** as an assistant head coach working with the running backs and tight ends, **Frank Maile** as the co-defensive coordinator and defensive line coach, **Stacy Collins** as the special teams coordinator, **Julius Brown** as the cornerbacks coach, **Steve Farmer** as the offensive line coach, and **David Kotulski** as the linebackers coach. Coaches who left the USU program following the 2015 season include associate head coach/offensive line coach **Mark Weber**, who went to Fresno State, assistant head coach/offensive coordinator/quarterbacks coach **Josh Heupel**, who went to Missouri, defensive coordinator and linebackers coach **Kevin Clune**, who went to Oregon State, special teams coordinator/running backs coach **Dave Ungerer**, who went to Fresno State, safeties coach **Joe Lorig**, who went to Memphis, and defensive line coach **Ikaika Malloe**, who went to Washington. Other programs with six coaching changes this year include Fresno State and Western Kentucky.

UTAH STATE ONLY PROGRAM WITH NEW COORDINATORS THREE YEARS IN A ROW

• Utah State is the only FBS program to have new offensive and defensive coordinators for the third straight season under the same head coach. In 2014, **Kevin McGiven** was the offensive coordinator, while **Todd Orlando** was the defensive coordinator. In 2015, **Josh Heupel** was the offensive coordinator and **Kevin Clune** was the defensive coordinator. And in 2016, **Jovon Bouknight** and **Luke Wells** are co-offensive coordinators, while **Frank Maile** and **Kendrick Shaver** are co-defensive coordinators. McGiven and Orlando left USU after the 2014 season for similar positions at Oregon State and Houston, respectively, while Heupel and Clune left USU following the 2015 season for similar positions at Missouri and Oregon State, respectively.

UTAH STATE PUTTING EXTRA EMPHASIS ON SPECIAL TEAMS IN 2016

• Utah State is putting an extra emphasis on special teams in 2016 as fourth-year head coach **Matt Wells** hired **Stacy Collins** as the programs special teams coordinator. Collins, who spent the previous four years as the head coach at South Dakota School of Mines, is one of just 10 assistants at the FBS level who only coach special teams, along with Boston College, Florida International, Kansas, Kansas State, Nebraska, San Diego State, Washington State, Western Michigan and Wisconsin.

WELLS' 28 WINS FIFTH-MOST IN SCHOOL HISTORY

• Utah State head coach **Matt Wells'** 28 career wins rank as the fifth-most in school history, while his 53.8 winning percentage (28-24) ranks seventh all-time with a minimum of 15 games coached. Furthermore, Wells' 25 wins is a school record for a coach in his first three seasons, bettering the 23 wins **John Ralston** produced from 1959-61.

MORE ON UTAH STATE'S HEAD COACH

• **Matt Wells**, the 2013 Mountain West Coach of the Year, is one of just 19 coaches to lead his alma mater. He is also just the second Utah State graduate to be appointed its head football coach, joining **Chris Pella**, who graduated from USU in 1965 and coached the Aggies from 1983-85.

DID YOU KNOW?

• Utah State is one of just 14 Football Bowl Subdivision (FBS) programs to have at least three alumni/former letterwinners on its current full-time staff in head coach **Matt Wells**, assistant head coach/running backs/tight ends coach **Mike Canales**, and assistant head coach/co-defensive coordinator/defensive line coach **Frank Maile**. BYU leads the nation with nine former alumni/letterwinners on its current staff, followed by Air Force (7), Boise State (5), Hawai'i (4), Wisconsin (4), Auburn (3), Ball State (3), Clemson (3), Iowa (3), Massachusetts (3), Missouri (3), Troy (3), Utah (3) and Utah State (3). The USU record for alumni on its staff is six during the 1984 season, and its three this season is the most since 1985 when four former Aggies were on the coaching staff.

/// ACADEMICALLY SPEAKING ///

• Along with all of its success on the field, Utah State has also excelled in the classroom as it had 19 football players earn academic all-Mountain West honors in 2015. Over the past seven years, USU has had 147 players earn academic all-league honors and 154 players have graduated from USU.

• Entering the 2016 season, Utah State has five players who have already received degrees in senior WR **Andrew Rodriguez** (interdisciplinary studies), redshirt senior NG **Travis Seefeldt** (management information systems), senior OT **Jake Simonich** (sociology), senior OC **Austin Stephens** (interdisciplinary studies), and senior PK **Brock Warren** (family, consumer and human development).

• Utah State's football team earned recognition from the American Football Coaches Association (AFCA) in 2015 as it was one of 65 institutions to receive the Academic Achievement Award for graduating 75 percent or more of their student-athletes. USU has a Graduation Success Rate (GSR) of 86 percent to rank second in the Mountain West behind Air Force (88). The Aggies rank first among the other football programs in the Beehive State, ahead of Utah (69), BYU (56), Weber State (48) and Southern Utah (52).

/// 2016 PRESEASON HONORS ///

AUSTIN ALBRECHT, SR, OT

- CSM Second-Team All-Mountain West
- *Phil Steele* Second-Team All-Mountain West
- Burlsworth Trophy Nominee

RICKY AL'IFUA, SR, DE

- All-Mountain West
- CSM First-Team All-Mountain West
- *Phil Steele* First-Team All-Mountain West
- *Athlon Sports* Second-Team All-Mountain West
- Polynesian Player of the Year Watch List

AARON DALTON, SO, P

- *Phil Steele* Third-Team All-Mountain West

JALEN DAVIS, SO, CB

- *Athlon Sports* Second-Team All-Mountain West
- CSM Second-Team All-Mountain West
- *Phil Steele* Second-Team All-Mountain West

WYATT HOUSTON, SR, TE

- *Athlon Sports* Fourth-Team All-Mountain West
- *Phil Steele* Fourth-Team All-Mountain West
- John Mackay Award Midseason Watch List

DALLIN LEAVITT, R-JR, BS

- *Phil Steele* Third-Team All-Mountain West
- *Athlon Sports* Fourth-Team All-Mountain West

DEVANTE MAYS, SR, RB

- *Athlon Sports* Third-Team All-Mountain West
- CSM Third-Team All-Mountain West
- *Phil Steele* Third-Team All-Mountain West
- Doak Walker Award Watch List
- Earl Campbell Tyler Rose Award Watch List
- Reese's Senior Bowl Watch List

KENT MYERS, JR, QB

- *Athlon Sports* Second-Team All-Mountain West
- CSM Second-Team All-Mountain West
- *Phil Steele* Second-Team All-Mountain West
- Manning Award Watch List
- Earl Campbell Tyler Rose Award Watch List

ANDREW RODRIGUEZ, SR, PR

- *Athlon Sports* First-Team All-Mountain West
- CSM First-Team All-Mountain West
- *Phil Steele* First-Team All-Mountain West

TRAVIS SEEFELDT, R-SR, NG

- All-Mountain West
- *Athlon Sports* First-Team All-Mountain West
- CSM First-Team All-Mountain West
- *Phil Steele* First-Team All-Mountain West
- Wuerffel Trophy Watch List
- Allstate AFCA Good Works Team Nominee
- William V. Campbell Trophy Semifinalist
- Lott IMPACT Trophy Watch List
- Senior CLASS Award

JAKE SIMONICH, SR, OT

- All-Mountain West
- CSM First-Team All-Mountain West
- *Phil Steele* First-Team All-Mountain West
- *Athlon Sports* Second-Team All-Mountain West
- Reese's Senior Bowl Watch List

AUSTIN STEPHENS, SR, OC

- All-Mountain West
- *Athlon Sports* First-Team All-Mountain West
- CSM Second-Team All-Mountain West
- *Phil Steele* First-Team All-Mountain West
- Rimington Trophy Fall Watch List
- Reese's Senior Bowl Watch List

KENNEDY WILLIAMS, SR, KR

- *Phil Steele* Third-Team All-Mountain West

CSM = College Sports Madness





/// WEEK 13 AP POLL///

RK.	SCHOOL	RECORD	PTS.
1.	Alabama (61)	11-0	1525
2.	Ohio State	10-1	1455
3.	Michigan	10-1	1370
4.	Clemson	10-1	1347
5.	Wisconsin	9-2	1255
6.	Washington	10-1	1220
7.	Oklahoma	9-2	1169
8.	Penn State	9-2	1091
9.	Colorado	9-2	997
10.	Oklahoma State	9-2	868
11.	Louisville	9-2	830
12.	USC	8-3	811
13.	Florida	8-2	703
14.	Western Michigan	11-0	701
15.	Florida State	8-3	661
16.	Auburn	8-3	613
17.	Nebraska	9-2	593
18.	Houston	9-2	490
19.	West Virginia	8-2	448
20.	Boise State	10-1	389
21.	Utah	8-3	280
22.	Texas A&M	8-3	253
23.	Washington State	8-3	186
24.	Tennessee	8-3	133
25.	LSU	6-4	84

Others receiving votes: Stanford 81, Virginia Tech 77, Navy 62, North Carolina 56, South Florida 24, Pittsburgh 24, Arkansas 10, Iowa 7, Troy 6, Minnesota 5, Temple 1, Wyoming 1.

/// WEEK 13 COACHES POLL///

RK.	SCHOOL	RECORD	PTS.
1.	Alabama (63)	11-0	1575
2.	Ohio State	10-1	1482
3.	Clemson	10-1	1420
4.	Michigan	10-1	1404
5.	Washington	10-1	1296
6.	Wisconsin	9-2	1279
7.	Oklahoma	9-2	1215
8.	Penn State	9-2	1077
9.	Colorado	9-2	1052
10.	Oklahoma State	9-2	947
11.	Louisville	9-2	864
12.	USC	8-3	774
13.	Florida	8-2	744
14.	Florida State	8-3	735
15.	Nebraska	9-2	719
16.	Auburn	8-3	663
17.	West Virginia	8-2	489
18.	Western Michigan	11-0	448
19.	Boise State	10-1	414
20.	Utah	8-3	374
21.	Houston	9-2	349
22.	Texas A&M	8-3	315
23.	Washington State	8-3	132
24.	Tennessee	8-3	129
25.	North Carolina	8-3	118

Others receiving votes: Virginia Tech 101, Stanford 96, LSU 90, Navy 82, South Florida 46, Minnesota 11, Arkansas 10, Pittsburgh 8, San Diego State 7, Wyoming 6, Tulsa 1, Iowa 1, Miami 1.

LOOKING BACK AT UTAH STATE'S 2015 SEASON

• Utah State ended its 2015 season with a 6-7 record and finished tied for second in the Mountain Division of the Mountain West with a 5-3 mark. USU concluded its season with a 23-21 loss to Akron in the Famous Idaho Potato Bowl. Offensively, USU was led by sophomore QB **Kent Myers**, who was 121-of-199 (.608) passing for 1,593 yards (177.0 ypg) with 16 touchdowns and three interceptions. Junior RB **Devante Mays** led the team in rushing with 966 yards on 165 carries (5.9 ypc/74.3 ypg) with nine touchdowns, and senior WR **Hunter Sharp** had a team-best 71 receptions for 835 yards (11.8 ypr/75.9 ypg) with nine touchdowns. Defensively, junior LB **Nick Vigil** led the team with 144 tackles, which included 3.0 sacks and 13.5 tackles for loss, while senior LB **Kyler Fackrell** had 82 tackles, which included 4.0 sacks and 15.0 tackles for loss. As a team, Utah State averaged 29.0 points and 370.6 yards of total offense (205.5 passing, 165.1 rushing), and allowed 26.7 points and 332.5 yards of total offense (180.5 passing, 151.9 rushing).

AGGIES TIE SCHOOL RECORD FOR SIX-WIN SEASONS

• Utah State's six wins in 2015 marked the 34th time in 118 years of Aggie football that the program won at least six games.. Furthermore, USU has won at least six games in each of the past five seasons, which is tied with the 1971-75 teams for the longest streak in school history.

• Utah State also won five conference games for the fifth-straight season in 2015, which is a school record. Overall, it is just the 15th time in program history that USU has won at least five conference games as the Aggies have been associated with a conference for 80 seasons.

UTAH STATE PLAYS IN FIFTH-STRAIGHT BOWL GAME IN 2015

• Utah State played in its fifth-straight bowl game for the first time in school history in 2015, and its 11th bowl all-time, as it faced Akron in the 2015 Famous Idaho Potato Bowl. USU is 4-7 all-time in its 11 bowl game appearances.

UTAH STATE BOWL HISTORY

• Utah State has a 4-7 bowl record all-time as it lost to San José State, 20-0, in the 1946 Raisin Bowl (Fresno, Calif.); lost to Pacific, 35-21, in the 1947 Grape Bowl (Lodi, Calif.); lost to New Mexico State, 20-13, in the 1960 Sun Bowl (El Paso, Texas); lost to Baylor, 24-9, in the 1961 Gotham Bowl (New York City); defeated Ball State, 42-33, in the 1993 Las Vegas Bowl II; lost to Cincinnati, 35-19, in the 1997 Humanitarian Bowl; lost to Ohio, 24-23, in the 2011 Famous Idaho Potato Bowl; defeated Toledo, 41-15, in the 2012 Famous Idaho Potato Bowl, defeated No. 24 Northern Illinois, 21-14, in the 2013 San Diego County Credit Union Poinsettia Bowl; defeated UTEP, 21-6, in the 2014 Gildan New Mexico Bowl; and lost to Akron, 23-21, in the 2015 Famous Idaho Potato Bowl.

/// AGGIE NOTABLES HEADING INTO THE 2016 SEASON ///

- Utah State's 25 seniors on its 2016 roster are its most since it also had 25 seniors in 1991.
- Utah State returns four offensive players who earned honorable mention all-Mountain West honors a year ago in senior OT **Austin Albrecht**, senior OT **Jake Simonich**, senior OC **Austin Stephens** and junior QB **Kent Myers**.
- Utah State returns two defenders who have earned honorable mention all-Mountain West honors as senior FS **Devin Centers** was recognized in 2014, while junior CB **Jalen Davis** was honored in 2015. In 2014, Davis was named a True Freshman All-American by 247Sports.
- Utah State returns one player on its active roster who started at QB and led his team to a bowl victory (2014 Gildan New Mexico Bowl) in junior **Kent Myers**.
- Utah State has produced a 24-7 record with a backup quarterback over the past five years with **Matt Wells** on staff as Wells was the quarterbacks coach in 2011, offensive coordinator in 2012 and has been USU's head coach the past three seasons.
- Utah State returns its leading rusher from each of the past two seasons in senior RB **Devante Mays**, who rushed for 966 yards in 2015 and junior **LaJuan Hunt**, who rushed for 540 yards in 2014. In fact, USU returns 90.5 percent of its rushing yards (1,943 of 2,146), 86.4 percent of its rushing touchdowns (19 of 22) and 84.8 percent of its rushing attempts (408 of 481) from 2015.
- Utah State has 25 players on its roster who have served two-year LDS Church Missions: senior DE **Ricky Ali'ifua**, freshman DE **Caden Andersen**, senior OL **Preston Brooksby**, senior CB **Austin Cheney**, freshman DE **Ritisoni Fata**, senior OL **Dalton Forsythe**, freshman S **Baron Gajkowski**, redshirt freshman LB **Mason Gajkowski**, redshirt freshman LB **Braden Harris**, freshman TE **Derek Hastings**, senior TE **Landon Horne**, junior OL **Jarom Ioane**, sophomore LB **Derek Larsen**, freshman LB **Logan Lee**, sophomore QB **DJ Nelson**, senior CB **Jentz Painter**, sophomore TE **Dax Raymond**, freshman BS **Zach Swenson**, senior DE **Siuu Taufa**, junior OL **Brandon Taukeiaho**, senior LB **Leki Uasike**, freshman NG **Mohelika Uasike**, sophomore OL **KJ Uluave**, sophomore WR **Zach Van Leeuwen** and redshirt freshman DE **Jacoby Wildman**.
- Utah State has 14 players on its roster who are married in senior OL **Austin Albrecht**, senior DE **Ricky Ali'ifua**, senior CB **Austin Cheney**, sophomore LB **Chase Christiansen**, senior OL **Dalton Forsythe**, junior OL **Jarom Ioane**, sophomore LB **Derek Larsen**, redshirt junior BS **Dallin Leavitt**, senior CB **Jentz Painter**, redshirt senior NG **Travis Seefeldt**, junior OL **Brandon Taukeiaho**, sophomore OL **KJ Uluave**, sophomore WR **Zach Van Leeuwen** and senior PK **Brock Warren**.





AGGIES CURRENTLY IN THE NFL AND CFL

• Utah State currently has 13 players on NFL rosters and has had 10 players drafted into the NFL in the past six years. Former Aggies currently in the NFL include: SS **Maurice Alexander** (Los Angeles), S **Marwin Evans** (Green Bay), LB **Kyler Fackrell** (Green Bay), OC **Tyler Larsen** (Carolina), CB **Nevin Lawson** (Detroit), OT **Donald Penn** (Oakland), LS **Patrick Scales** (Chicago), TE **DJ Tialavea** (Atlanta), RB **Robert Turbin** (Indianapolis), LB **Nick Vigil** (Cincinnati), LB **Zach Vigil** (Miami), LB **Bobby Wagner** (Seattle) and RB **Kerwynn Williams** (Arizona). The three former Aggies currently in the Canadian Football League are DE **John Chick** (Hamilton), LB **Chris Randle** (Winnipeg) and DE **Connor Williams** (Ottawa).

The following is a look at what former Aggies did in the NFL this past weekend.

- **Maurice Alexander** (S - Los Angeles Rams) - Alexander is in his third season in the NFL with the Rams. He started at free safety and had one interception and four tackles, two of which were solo, in 60 defensive and three special teams snaps in Los Angeles' 14-10 home loss against the Miami Dolphins.
- **Marwin Evans** (S - Green Bay Packers) - Evans, who is in his first season in the NFL with the Packers, played in 16 special teams snaps in Green Bay's 42-24 road loss against the Washington Redskins.
- **Kyler Fackrell** (LB - Green Bay Packers) - Fackrell is in his first season in the NFL with the Packers. He had two tackles, while playing 22 special teams and two defensive snaps, in Green Bay's 42-24 loss at Washington.
- **Tyler Larsen** (OG - Carolina Panthers) - Larsen is in his first season with the Panthers and third year in the NFL. He played in nine special teams snaps in Carolina's 23-20 home win against the New Orleans Saints.
- **Nevin Lawson** (CB - Detroit Lions) - Lawson is in his third season in the NFL with the Lions. He started at cornerback and had three solo tackles and one pass defended in 68 defensive and eight special teams snaps in Detroit's 26-19 home win against the Jacksonville Jaguars.
- **Donald Penn** (OT - Oakland Raiders) - Penn is in his third year with the Raiders and 11th year in the NFL. Oakland plays on Monday Night Football against the Houston Texans.
- **Patrick Scales** (LS - Chicago Bears) - Scales is in his second year with the Bears and sixth year in the NFL. He played in 10 special teams snaps and recorded one tackle in Chicago's 22-16 road loss against the New York Giants.
- **DJ Tialavea** (TE - Atlanta Falcons) - Tialavea is in his first year with the Falcons and third year in the NFL. Atlanta had a bye in week 11.
- **Robert Turbin** (RB - Indianapolis Colts) - Turbin is in his first year with the Colts and fifth year in the NFL. Turbin had two rushes for four yards and the game's opening touchdown on a 1-yard run. Turbin played in 14 offensive and nine special teams snaps in Indianapolis' 24-17 home win against the Tennessee Titans.
- **Nick Vigil** (LB - Cincinnati Bengals) - Vigil is in his first year in the NFL with the Bengals. Vigil recorded two tackles, while playing in 11 defensive and 19 special teams snaps, in their 16-12 home loss against the Buffalo Bills.
- **Zach Vigil** (LB - Miami Dolphins) - Vigil is in his second year in the NFL with the Dolphins. He played in 14 special teams snaps in Miami's 14-10 road win against the Los Angeles Rams.
- **Bobby Wagner** (LB - Seattle Seahawks) - Wagner is in his fifth year in the NFL with the Seahawks. He started at middle linebacker and had 15 tackles, five of which were solo, including 1.0 sacks, while playing in 80 defensive and two special teams snaps in their 26-15 home win against the Philadelphia Eagles. Wagner's 108 tackles on the season currently leads the NFL.
- **Kerwynn Williams** (RB - Arizona Cardinals) - Williams is in his third year with the Cardinals and fourth year in the NFL. He played in 14 special teams snaps in Arizona's 30-24 road loss against the Minnesota Vikings.

/// AGGIES WITH NFL TIES ///

- Utah State has four players on its current roster with fathers who played in the NFL in senior FS **Devin Centers** (Larry Centers), junior WR **Jaren Colsten-Green** (Willie Green), redshirt freshman LB **Mason Tobeck** (Robbie Tobeck) and freshman WR **Rayshad Lewis** (Ray Lewis). Furthermore, the grandfather of redshirt freshman WR **Hudson Conrad** (Bobby Joe Conrad) played in the NFL, as well, and the brother of senior WR **Kennedy Williams** (**Kerwynn Williams**).
- Larry Centers (FB) spent 14 seasons in the NFL with the Phoenix/Arizona Cardinals (1990-98), Washington Redskins (1999-2000), Buffalo Bills (2001-02) and New England Patriots (2003).
- Willie Green (WR) spent eight seasons in the NFL with the Detroit Lions (1991-93), Tampa Bay Buccaneers (1994), Carolina Panthers (1995-96) and Denver Broncos (1997-98).
- Robbie Tobeck (OL) spent 14 seasons in the NFL with the Atlanta Falcons (1993-99) and Seattle Seahawks (2000-06).
- Ray Lewis (LB) spent 17 seasons in the NFL with the Baltimore Ravens (1996-2012) and led the Ravens to two Super Bowl wins in 2000 and 2012.
- Bobby Joe Conrad (WR) spent 12 seasons in the NFL with the Chicago/St. Louis Cardinals (1958-68) and Dallas Cowboys (1969).
- **Kerwynn Williams** (RB) spent four years in the NFL playing for the Indianapolis Colts (2013), San Diego Chargers (2013) and Arizona Cardinals (2014-2015).

/// AGGIES IN THE NFL ///

Maurice Alexander (S)	Los Angeles Rams
Marwin Evans (S)	Green Bay Packers
Kyler Fackrell (LB)	Green Bay Packers
Tyler Larsen (OG)	Carolina Panthers
Nevin Lawson (CB)	Detroit Lions
Donald Penn (OT)	Oakland Raiders
Patrick Scales (LS)	Chicago Bears
DJ Tialavea (TE)	Atlanta Falcons
Robert Turbin (RB)	Indianapolis Colts
Nick Vigil (LB)	Cincinnati Bengals
Zach Vigil (LB)	Miami Dolphins
Bobby Wagner (LB)	Seattle Seahawks
Kerwynn Williams (RB)	Arizona Cardinals

/// AGGIES IN THE NFL DRAFT ///

2011 NFL DRAFT

Curtis Marsh, Philadelphia	3rd Round
----------------------------	-----------

2012 NFL DRAFT

Bobby Wagner, Seattle	2nd Round
Robert Turbin, Seattle	4th Round
Michael Smith, Tampa Bay	7th Round

2013 NFL DRAFT

Will Davis, Miami	3rd Round
Kerwynn Williams, Indianapolis	7th Round

2014 NFL DRAFT

Maurice Alexander, St. Louis	4th Round
Nevin Lawson, Detroit	4th Round

2016 NFL DRAFT

Nick Vigil, Cincinnati	3rd Round
Kyler Fackrell, Green Bay	3rd Round





MATT WELLS

**HEAD COACH
UTAH STATE, 1996**

**2013 MOUNTAIN WEST
COACH OF THE YEAR**

Fourth Season as Utah State Head Coach (28-24 Overall, 19-13 Mountain West)

• Matt Wells has wasted little time putting his stamp on the Aggie football program in his first four seasons as head coach, as USU is 28-24, including a 19-13 Mountain West record. USU also played in its fifth-straight bowl game in 2015.

• In his four years as head coach, Wells has led Utah State to three wins against top 25 opponents, one more than USU had overall prior to his tenure.

• During the 2015 season, Wells mentored 12 players who earned all-Mountain West honors, which were the third-most in the conference. Wells also coached Kyler Fackrell, who was named a fourth-team All-American by Phil Steele.

• Wells coached three players who participated in the 2016 NFL Combine in Fackrell, Hunter Sharp and Nick Vigil, while 10 players from the 2015 roster were invited to NFL camps, including Vigil (Cincinnati Bengals) and Fackrell (Green Bay Packers), who were both selected in the third round of the 2016 NFL Draft.

• Wells led Utah State to 10 wins in 2014 to rank as the second-most in school history behind the 2012 team that finished with an 11-2 record, including its third-straight bowl win with a 21-6 victory against UTEP in the Gildan New Mexico Bowl.

• During the 2014 season, Wells mentored 15 players who earned 16 all-Mountain West honors, which were the most in the league and tied for the third-most in school history. Wells also coached two All-Americans as Zach Vigil was named a second-team All-American by *USA Today Sports*, while Jalen Davis was named a True Freshman All-American by *247Sports*. Vigil was also named the Mountain West Defensive Player of the Year.

• Wells was named the 2013 Mountain West Coach of the Year as he set the school record for wins by a first-year head coach as the Aggies went 9-5.

• Wells led Utah State to the inaugural Mountain West Championship game after winning the Mountain Division with a 7-1 record in 2013. He also led USU to just its third-ever bowl victory as it posted a 21-14 win against No. 24 Northern Illinois in the 2013 San Diego County Credit Union Poinsettia Bowl.

• During his first year as USU's head coach, Wells mentored 14 Aggies who earned various all-Mountain West honors, including three All-Americans as Tyler Larsen was named a second-team All-American by *USA Today Sports*, Nevin Lawson was named a third-team All-American by *College Sports Madness*, and Kyler Fackrell was named an honorable mention Sophomore All-American by *College Football News*.

• Wells coached a school-record four players who participated in the 2014 NFL Combine in Larsen, Lawson, Maurice Alexander and D.J. Tialavea, while 11 players from the 2013 roster were invited to NFL camps, including Alexander (Los Angeles Rams) and Lawson (Detroit Lions), who were both selected in the fourth round of the 2014 NFL Draft.

• Overall, Wells is the second USU coach and fifth in school history to garner conference coach of the year honors along with Bruce Snyder (1978), Chuck Shelton (1991), John L. Smith (1997) and Gary Andersen (2012). Wells is also the fourth individual to earn MW Coach of the Year honors in his first season, along with BYU's Gary Crowton (2001), Utah's Urban Meyer (2003) and Air Force's Troy Calhoun (2007).

• Wells is one of just 19 FBS coaches to lead his alma mater and is just the second Utah State graduate to be appointed its head football coach, joining Chris Pella, who graduated from USU in 1965 and coached the Aggies from 1983-85.

• Prior to being named the head coach at his alma mater, Wells spent the previous two seasons as an assistant at Utah State, including serving as the team's offensive coordinator and quarterbacks coach in 2012. In 2011, Wells coached USU's quarterbacks and was the team's recruiting coordinator.

• During his five years at Utah State, Wells has been part of a USU program that has played in five straight bowl games for the first time in school history, and won three-straight bowl games for the first time ever.

• As offensive coordinator in 2012, Utah State concluded its most successful season in program history with a school-best 11-2 record. USU also won its first out-right conference championship since 1936.

MATT WELLS' FILE

Hired December 20, 2012

- **Years Coached:** 4th Season
- **Alma Mater:** Utah State, 1996
Business Marketing (Cum Laude)
- **Record at Utah State:** 28-24 (4th season)
- **Mountain West Record:** 19-13 (4th Season)
- **Bowl Record:** 2-1
- **Family:** Wife, Jen; daughters, Jadyne (11), Ella (8); son, Wyatt (6)
- **Playing Experience:** QB, Utah State (1993-96)
- **Coaching Experience:** Quarterbacks / Fullbacks / Wide Receivers / J.V. Head Coach, Navy (1997-2001); Tight Ends / Recruiting Coordinator, Tulsa (2002-06); Wide Receivers / Recruiting Coordinator, New Mexico (2007-08); Quarterbacks / Passing Game Coordinator, Louisville (2009); Wide Receivers, New Mexico (2010); Quarterbacks / Recruiting Coordinator, Utah State (2011); Offensive Coordinator / Quarterbacks, Utah State (2012); Head Coach, Utah State (2013-present)
- **Bowl Games (9): Utah State:** Famous Idaho Potato, 2015; Gildan New Mexico, 2014; Poinsettia, 2013; Famous Idaho Potato, 2012; Famous Idaho Potato, 2011; **New Mexico:** New Mexico, 2007; **Tulsa:** Armed Forces, 2006; Liberty, 2005; Humanitarian, 2003
- **Conference Championships (2): Utah State - WAC:** 2012; **Tulsa - Conference USA:** 2005



WELLS' YEAR-BY-YEAR COACHING RECORD AT UTAH STATE

Year	Overall	Conference	Bowl Game
2013	9-5	7-1 (1st MD)	W, 21-14 vs. No. Illinois
2014	10-4	6-2 (T-2nd MD)	W, 21-6 vs. UTEP
2015	6-7	5-3 (T-2nd MD)	L, 21-23 vs. Akron
2016	3-8	1-7 (6th MD)	-----
Totals	28-24	19-13	2 Bowl Game Wins



/// RECORD UNDER MATT WELLS (BY UNIFORM COMBINATION) ///



◀ **NAVY BLUE HELMET / NAVY BLUE JERSEY / NAVY BLUE PANTS**

Games: 9
Wins: 6
Losses: 3

2013: vs. Weber St. (W), vs. Wyoming (W)
2014: vs. Idaho St. (W), vs. San José St. (W)
2015: vs. Southern Utah (W), vs. BYU (L)
2016: vs. Weber St. (W), vs. San Diego St. (L), New Mexico (L)



◀ **WHITE HELMET / WHITE JERSEY / WHITE PANTS**

Games: 5
Wins: 3
Losses: 2

2013: vs. Boise St. (L)
2014: vs. Wake Forest (W), at Boise St. (L)
2015: vs. Colorado St. (W)
2016: vs. Arkansas St. (W)



◀ **NAVY BLUE HELMET / WHITE JERSEY / NAVY BLUE PANTS**

Games: 5
Wins: 3
Losses: 2

2013: at San José St. (W), vs. No. Illinois (W)
2014: at Wyoming (W)
2015: at New Mexico (L)
2016: at Wyoming (L)



◀ **WHITE HELMET / PEWTER JERSEY / PEWTER PANTS**

Games: 5
Wins: 3
Losses: 2

2013: at New Mexico (W)
2014: at Hawai'i (W)
2015: at Fresno St. (W)
2016: at Colorado St. (L), at Nevada (L)



◀ **NAVY BLUE HELMET / NAVY BLUE JERSEY / WHITE PANTS**

Games: 4
Wins: 4
Losses: 0

2013: vs. Hawai'i (W)
2014: vs. UNLV (W)
2015: vs. Boise St. (W)
2016: vs. Fresno St. (W)



◀ **NAVY BLUE HELMET / NAVY BLUE JERSEY / PEWTER PANTS**

Games: 4
Wins: 2
Losses: 2

2013: vs. BYU (L)
2014: vs. Air Force (W)
2015: vs. Wyoming (W)
2016: vs. Air Force (L)



◀ **NAVY BLUE HELMET / PEWTER JERSEY / NAVY BLUE PANTS**

Games: 4
Wins: 2
Losses: 2

2014: at BYU (W), vs. UTEP (W)
2015: at Utah (L)
2016: at Boise St. (L)



◀ **WHITE HELMET / NAVY BLUE JERSEY / WHITE PANTS**

Games: 4
Wins: 3
Losses: 1

2013: vs. Colorado St. (W)
2014: vs. New Mexico (W)
2015: vs. Nevada (W), vs. Akron (L)



◀ **NAVY BLUE HELMET / WHITE JERSEY / PEWTER PANTS**

Games: 4
Wins: 2
Losses: 2

2013: at Air Force (W), at UNLV (W)
2014: at Arkansas St. (L)
2015: at Air Force (L)



◀ **NAVY BLUE HELMET / PEWTER JERSEY / PEWTER PANTS**

Games: 2
Wins: 0
Losses: 2

2013: at Utah (L), at Fresno St. (L)



◀ **WHITE HELMET / WHITE JERSEY / PEWTER PANTS**

Games: 2
Wins: 0
Losses: 2

2015: at Washington (L)
2016: at USC (L)



◀ **WHITE HELMET / WHITE JERSEY / BLUE PANTS**

Games: 2
Wins: 0
Losses: 2

2014: at Colorado St. (L)
2015: at San Diego St. (L)



◀ **NAVY BLUE HELMET / WHITE JERSEY / WHITE PANTS**

Games: 1
Wins: 0
Losses: 1

2014: at Tennessee (L)



◀ **WHITE HELMET / PEWTER JERSEY / WHITE PANTS**

Games: 1
Wins: 0
Losses: 1

2013: at USC (L)

/// OTHER GAMEDAY ATTIRE NOTABLES ///

- Utah State has worn a bull logo on its white helmet instead of its U-State logo four times under head coach Matt Wells and is 1-2 in those games, winning at New Mexico in 2013, losing at Colorado State in 2014 losing at San Diego State in 2015, and winning against Arkansas State in 2016.

- Utah State unveiled a chrome face mask during the 2015 season and went 1-2 in games wearing it with its navy blue helmet with a home win against Wyoming, and road losses at New Mexico and at Air Force. USU has also wore chrome facemasks on its white helmets twice, in a loss at USC in 2016 and in a win against Arkansas State.





/// UTAH STATE'S 2016 OPPONENTS SCHEDULES/RESULTS ///

WEBER STATE (7-4, 6-2 Big Sky)

S 1	at Utah State	L, 6-45
S 10	at South Dakota	L, 49-52 (2OT)
S 17	SACRAMENTO STATE	W, 14-7
S 24	at UC Davis*	W, 38-35
O 8	PORTLAND STATE*	W, 14-10
O 15	MONTANA STATE*	W, 45-27
O 22	at Southern Utah*	W, 37-36
O 29	at North Dakota*	L, 19-27
N 5	NORTHERN ARIZONA*	L, 20-33
N 12	CAL POLY*	W, 22-15
N 19	at Idaho State*	W, 34-28

USC (8-3, 7-2 Pac-12)

S 3	vs. Alabama	L, 6-52
S 10	UTAH STATE	W, 7-45
S 17	at Stanford*	L, 10-27
S 23	at Utah*	L, 27-31
O 1	ARIZONA STATE*	W, 41-20
O 8	COLORADO*	W, 21-17
O 15	at Arizona*	W, 48-14
O 27	CALIFORNIA*	W, 45-24
N 5	OREGON*	W, 45-20
N 12	at Washington*	W, 26-13
N 19	at UCLA*	W, 36-14
N 26	NOTRE DAME	1:30 pm

ARKANSAS STATE (6-4, 6-0 Sun Belt)

S 2	TOLEDO	L, 10-31
S 10	at Auburn	L, 14-51
S 16	at Utah State	L, 20-34
S 24	CENTRAL ARKANSAS	L, 23-28
O 5	GEORGIA SOUTHERN*	W, 27-26
O 15	SOUTH ALABAMA*	W, 17-7
O 29	LOUISIANA-MONROE*	W, 51-10
N 3	at Georgia State*	W, 31-16
N 12	NEW MEXICO STATE*	W, 41-22
N 17	at Troy*	W, 35-3
N 26	at Louisiana Lafayette*	10 am
D 3	at Texas State*	2 pm

AIR FORCE (8-3, 4-3 MW)

S 3	ALBILENE CHRISTIAN	W, 37-21
S 10	GEORGIA STATE	W, 48-14
S 24	at Utah State*	W, 27-20
O 1	NAVY	W, 28-14
O 8	at Wyoming*	L, 26-35
O 15	vs. New Mexico* (Dallas)	L, 40-45
O 22	HAWAI'I*	L, 27-34 (2OT)
O 28	at Fresno State*	W, 31-21
N 5	at Army	W, 31-12
N 12	COLORADO STATE*	W, 49-46
N 19	at San José State*	W, 41-38
N 25	BOISE STATE*	1:30 pm

All times are MT

* = Conference game

BOISE STATE (10-1, 6-1 MW)

S 3	at Louisiana	W, 45-10
S 10	WASHINGTON STATE	W, 31-28
S 24	at Oregon State	W, 38-24
O 1	UTAH STATE*	W, 21-10
O 7	at New Mexico*	W, 49-21
O 15	COLORADO STATE*	W, 28-23
O 20	BYU	W, 28-27
O 29	at Wyoming*	L, 28-30
O 4	SAN JOSÉ STATE*	W, 45-31
N 12	at Hawai'i*	W, 52-16
N 18	UNLV*	W, 42-25
N 25	at Air Force*	1:30 pm

COLORADO STATE (6-5, 4-3 MW)

S 2	vs. Colorado	L, 7-44
S 10	UTSA	W, 23-14
S 17	NORTHERN COLORADO	W, 47-21
S 24	at Minnesota	L, 28-35
O 1	WYOMING*	L, 17-38
O 8	UTAH STATE*	W, 31-24
O 15	at Boise State*	L, 23-28
O 22	at UNLV*	W, 42-23
N 5	FRESNO STATE*	W, 37-0
N 12	at Air Force*	L, 46-49
N 19	NEW MEXICO*	W, 49-31
N 26	at San Diego State*	7 pm

FRESNO STATE (1-10, 0-7 MW)

S 3	at RV/RV Nebraska	L, 10-43
S 10	SACRAMENTO STATE	W, 31-3
S 17	at Toledo	L, 17-52
S 24	TULSA	L, 41-48 (2OT)
O 1	at UNLV*	L, 20-45
O 8	at Nevada*	L, 22-27
O 14	SAN DIEGO STATE*	L, 3-17
O 22	at Utah State*	L, 20-38
O 28	AIR FORCE*	L, 21-31
N 5	at Colorado State*	L, 0-37
N 19	HAWAI'I*	L, 13-14
N 26	SAN JOSÉ STATE*	1:30 pm

SAN DIEGO STATE (9-2, 6-1 MW)

S 3	NEW HAMPSHIRE	W, 31-0
S 10	CALIFORNIA	W, 45-40
S 17	at Northern Illinois	W, 42-28
O 1	at South Alabama	L, 24-42
O 8	UNLV*	W, 26-7
O 14	at Fresno State*	W, 17-3
O 21	SAN JOSÉ STATE*	W, 42-3
O 28	at Utah State*	W, 40-13
N 5	HAWAI'I* (CBSSN)	W, 55-0
N 12	at Nevada*	W, 46-16
N 19	at Wyoming*	L, 33-34
N 26	COLORADO STATE*	7 pm

All times are MT

* = Conference game

WYOMING (8-3, 6-1 MW)

S 3	NORTHERN ILLINOIS	W, 40-34 (3OT)
S 10	at Nebraska (ESPN2)	L, 17-52
S 17	UC DAVIS	W, 45-22
S 23	at Eastern Michigan	L, 24-27
O 1	at Colorado State*	W, 38-17
O 8	AIR FORCE*	W, 35-26
O 22	at Nevada*	W, 42-34
O 29	BOISE STATE*	W, 30-28
N 5	UTAH STATE*	W, 52-28
N 12	at UNLV*	L, 66-69 (3OT)
N 19	SAN DIEGO STATE*	W, 34-33
N 26	at New Mexico*	8:15 pm

NEW MEXICO (7-4, 5-2 MW)

S 1	SOUTH DAKOTA	W, 48-21
S 10	at New Mexico State	L, 31-32
S 17	at Rutgers	L, 28-37
O 1	SAN JOSÉ STATE*	W, 48-41
O 7	BOISE STATE*	L, 21-49
O 15	vs. Air Force* (Dallas)	W, 45-40
O 22	LOUISIANA-MONROE	W, 59-17
O 29	at Hawai'i*	W, 28-21
N 5	NEVADA*	W, 35-26
N 12	at Utah State*	W, 24-21
N 19	at Colorado State	L, 31-49
N 26	WYOMING*	8:15 pm

NEVADA (4-7, 2-5 MW)

S 2	CAL POLY	W, 30-27 (OT)
S 10	at #21/18 Notre Dame	L, 10-39
S 17	BUFFALO	W, 38-14
S 24	at Purdue	L, 14-24
O 1	at Hawai'i*	L, 17-38
O 8	FRESNO STATE*	W, 27-22
O 15	at San José State*	L, 10-14
O 22	WYOMING*	L, 34-42
N 5	at New Mexico*	L, 26-35
N 12	SAN DIEGO STATE*	L, 16-46
N 19	UTAH STATE*	W, 38-37
N 26	at UNLV*	2 pm

BYU (7-4)

S 3	vs. Arizona	W, 18-16
S 10	at Utah	L, 19-20
S 17	UCLA	L, 14-17
S 24	vs. West Virginia	L, 32-35
S 30	TOLEDO	W, 55-53
O 8	at Michigan State	W, 31-14
O 14	MISSISSIPPI STATE	W, 28-21 (2OT)
O 20	at Boise State	L, 27-28
N 5	at Cincinnati	W, 20-3
N 12	SOUTHERN UTAH	W, 37-7
N 19	UMASS	W, 51-9
N 26	UTAH STATE	8:15 pm

All times are MT

* = Conference game





/// GAME 10 RECAP vs. NEW MEXICO ///



November 12, 2016

MERLIN OLSEN FIELD AT MAVERIK STADIUM

SCORING SUMMARY

	1	2	3	4	FINAL
New Mexico	0	6	15	3	24
Utah State	14	0	7	0	38

First Quarter

USU - Lindsey 13 yd run (Warren kick, 5:56)
USU - Tarver 22 yd pass from Myers (Warren kick, 2:25)

Second Quarter

UNM - Sanders 36 yd field goal (14:49)
UNM - Sanders 37 yd field goal (:44)

Third Quarter

USU - Lindsey 4 yd run (Warren kick, 12:35)
UNM - Gipson 5 yd run (Sanders kick, 6:40)
UNM - Gipson 4 yd run (McQuarley run, 2:24)

Fourth Quarter

UNM - Sanders 40 yd field goal (1:06)
Attendance: 15,212

TEAM STATISTICS

	UNM	USU
First Downs	22	21
Rushing	249	128
Passing	154	263
Fumbles: Number-Lost	0-0	0-0
Penalties: Number-Yards	6-64	7-75
Punts-Yards/Avg.	3-125/41.7	4-134/33.5
Punt returns: No-Yds-TD/Avg.	0-0-0/0.0	0-0-0/0.0
Kickoff Returns: No-Yds-TD/Avg.	3-61-0/20.3	2-50-0/25.0
Interceptions: No-Yds-TD	1-0-0	0-0-0
Fumble Returns: No-Yds-TD	0-0-0	0-0-0
Possession Time	36:36	23:24
Third-Down Conversions	5-of-14	4-of-11

INDIVIDUAL RUSHING

UNM: Gipson 18-107, 2TD; McQuarley 14-44; Owens 10-37
USU: Hobbs 5-42; Lindsey 12-26, 2TD; Hunt 3-21; Myers 4-18; Williams 2-14; Bright 2-7

INDIVIDUAL PASSING (C-A-I, Yds, TD)

UNM: Apodaca 6-13-0, 109, 0; Jordan 2-4-0, 45, 0
USU: Myers 21-27-1, 263, 1

INDIVIDUAL RECEIVING

UNM: Reed 3-32; Drennan 2-78; Quarells 1-34; Harris 1-6, Gamblin 1-4
USU: Tarver 6-84, TD; Rodriguez 3-46; Roberts 3-18; Hunt 2-30; Bright 2-13; Colston-Green 1-48; Houston 1-10; Lewis 1-8; Van Leeuwen 1-6; Williams 1-0

USU Punt Returns: None

USU KO Returns: Ellison 2-50

USU Interception Returns: None

USU Tackle Leaders: Williams 13, Ferguson 11, Carmen 9, Leavitt 8

UTAH STATE STARTERS

OFFENSE

LT	Brooksby
LG	Albrecht
C	Stephens
RG	Uluave
RT	Simonich
WR	Tarver
WR	Van Leeuwen
TE	Palange
TE	Houston
RB	Lindsey
QB	Myers

DEFENSE

DE	All'ifua
DT	Seefeldt
DT	M. Uasike
DE	Faimalo
LB	Te'i
LB	Williams
LB	Carmen
CB	Gray
CB	Bailey
SS	Leavitt
FS	Ferguson



Junior QB Kent Myers (2) was 21-of-27 passing for 263 yards with one touchdown and one interception in Utah State's 24-21 home loss to New Mexico. Myers also carried the ball four times for 18 yards.

LOGAN, Utah - New Mexico's Jason Sanders kicked three field goals, including the game-winner from 40 yards out with 1:06 to go, to give the Lobos a 24-21 victory against Utah State on Saturday, Nov. 12, 2016, on Merlin Olsen Field at Maverik Stadium.

Sanders' third field goal of the night capped an 11-play, 76-yard drive that began inside the Lobos' 1-yard line after a goal-line stand by the New Mexico defense.

With the win, the Lobos (7-3, 5-1 Mountain West) won their fifth straight game. The Aggies dropped to 3-7 overall and 1-6 in league play.

Junior QB **Kent Myers** was 21-of-27 passing for 263 yards with one touchdown and one interception. Midway through the fourth quarter, his 41-yard pass to sophomore WR **Ron'quavion Tarver** gave the Aggies a first-and-goal at the Lobos' 9-yard line with the game tied at 21-all. A 7-yard run by redshirt freshman WR **Gerold Bright** gave Utah State a second-and-goal at the 2. Consecutive runs by junior RB **Tonny Lindsey, Jr.** moved the ball down to the 1, where the Aggies elected to go for it. Lindsey's number was called again, but New Mexico LB Dakota Cox made the touchdown-saving tackle inside the 1.

On the ensuing possession, the Lobos drove to the Aggies' 23-yard line, where Sanders made good from 40 yards out for the winning score.

It looked as if Utah State was going to answer on the very next possession, driving down to the New Mexico 19-yard line, where the Aggies faced first-and-10. USU appeared to have scored the go-ahead touchdown as Myers found Tarver in the left corner of the end zone, but an offensive pass interference penalty negated the score.

With the ball pushed back to the 34, Myers ran for 9 yards and Utah State tried to rush its field-goal unit team onto the field, but time ran out before the Aggies could try a game-tying field goal.

Tarver finished with six catches for 84 yards – both game highs – and a touchdown. Ten different Aggies caught at least one pass, including senior TE **Wyatt Houston**, who has now caught a pass in 16 straight games.

Defensively, Utah State limited the top rushing team in the nation to 249 yards – almost 110 yards below the Lobos' season average of 358.8. Senior LB **Anthony Williams** tied his career high with 13 tackles, including 1.0 tackles for loss, while redshirt sophomore BS **Gaje Ferguson** added a career-best 11 stops.

The Aggies opened up a 21-6 lead with 12:35 to go in the third quarter following a 4-yard touchdown run by Lindsey, who finished with 26 yards rushing and two scores on 12 carries. However, the UNM scored the final 18 points to spoil USU's Senior Night.

For the first time since the season opener against Weber State, Utah State scored touchdowns on its first two drives of the game.

Lindsey gave the Aggies a 7-0 lead with a 13-yard touchdown run with 5:56 left in the first quarter. Just over three minutes later, Myers hooked up with Tarver for a 22-yard touchdown pass, making it 14-0.

Sanders booted a pair of second-quarter field goals from 36 and 37 yards out, respectively, to pare the deficit to 14-6 by halftime.

The Lobos dominated the time of possession in the opening half as they controlled the ball for more than 21 minutes. Despite that, the Aggies kept the visitors out of the end zone, marking the first time since Game 4 of the 2015 campaign (Arizona State) that New Mexico has not scored a touchdown during the first 30 minutes of play.



Redshirt senior LB Anthony Williams (13) tied his career-high with 13 tackles, which included 1.0 tackles for loss, against the Lobos.





/// GAME 9 RECAP vs. WYOMING ///



November 5, 2016

WAR MEMORIAL STADIUM

SCORING SUMMARY

	1	2	3	4	FINAL
Utah State	0	7	21	0	28
Wyoming	14	21	7	10	52

First Quarter

WYO - Gentry 25 yd pass from Allen (Rothe kick, 13:31)
 WYO - Hill 56 yd run (Rothe kick, 6:06)

Second Quarter

WYO - Maulhardt 15 yd pass from Allen (Rothe kick, 14:18)
 USU - Hobbs 1 yd run (Warren kick, 10:42)
 WYO - Allen 1 yd run (Rothe kick, 4:06)
 WYO - Gentry 46 yd pass from Allen (Rothe kick, :54)

Third Quarter

USU - Lewis 5 yd pass from Myers (Warren kick, 8:01)
 USU - Hobbs 2 yd run (Warren kick, 6:07)
 USU - Hobbs 10 yd run (Warren kick, 5:20)
 WYO - Hollister 37 yd pass from Allen (Rothe kick, 4:41)

Fourth Quarter

WYO - Rothe 20 yd field goal (11:30)
 WYO - Hill 15 yd run (Rothe kick, 5:27)

Attendance: 17,837

TEAM STATISTICS

	USU	WYO
First Downs	21	25
Rushing	111	267
Passing	303	261
Fumbles: Number-Lost	3-1	0-0
Penalties: Number-Yards	7-58	7-70
Punts-Yards/Avg.	4-137/34.2	4-182/45.5
Punt Returns: No-Yds-TD/Avg.	2-22-0/11.0	1-8-0/8.0
Kickoff Returns: No-Yds-TD/Avg.	6-166-0/27.7	2-35-0/17.5
Interceptions: No-Yds-TD	1-0-0	1-56-0
Fumble Returns: No-Yds-TD	0-0-0	0-0-0
Possession Time	27:59	32:01
Third-Down Conversions	6-of-15	9-of-14

INDIVIDUAL RUSHING

USU: Lindsey 5-75; Hobbs 6-24, 3TD; Mays 2-6; Hunt 1-5; Lewis 1-2; Myers 7-1; Williams 1-0; Bright 1-(-2)
WYO: Hill 25-142, 2TD; Allen 9-66, TD; Wick 8-40; Evans 1-18

INDIVIDUAL PASSING (C-A-I, Yds, TD)

USU: Myers 17-29-0, 235, 1; Hobbs 7-16-1, 68, 0
WYO: Allen 16-26-1, 261, 4

INDIVIDUAL RECEIVING

USU: Tarver 8-104; Lewis 7-56, TD; Houston 5-37; Colston-Green 1-49; Lindsey 1-41; Rodriguez 1-8; Roberts 1-8
WYO: Gentry 4-93, 2TD; Hollister 4-69, TD; Maulhardt 2-24, TD

USU Punt Returns: Rodriguez 1-21; Lewis 1-0
USU KO Returns: Ellison 2-74; Williams 2-50; Bright 2-42
USU Interception Returns: Gray 1-0
USU Tackle Leaders: Williams 13; Ferguson 10; Christiansen 8, Leavitt 7

UTAH STATE STARTERS

OFFENSE		DEFENSE	
LT	Boyer	DE	Ali'ifua
LG	Albrecht	DT	Seefeldt
C	Stephens	DT	Faimalo
RG	Uluave	LB	Williams
RT	Simonich	LB	Christiansen
WR	Lewis	LB	Te'i
WR	Van Leeuwen	CB	Gray
TE	Horne	CB	Bailey
TE	Houston	CB	Centers
RB	Lindsey	BS	Leavitt
QB	Myers	FS	Ferguson



Junior QB Damion Hobbs (11) scored a career-high three rushing touchdowns in Utah State's 52-28 loss at Wyoming. Hobbs tied his career-high with six carries for 24 yards. He was also 7-of-16 passing for 68 yards with one interception in the game.

LARAMIE, Wyo. - Backup junior QB **Damion Hobbs** scored a career-high three rushing touchdowns and sophomore WR **Ron'quavion Tarver** caught eight passes for 104 yards, both game highs, but it still wasn't enough to help Utah State overcome a 28-point deficit at halftime.

Wyoming QB Josh Allen completed 16-of-26 passes for 261 yards and four touchdowns, to go along with 66 yards rushing and another score, to help the Cowboys beat the Aggies 52-28 on Saturday, Nov. 5, 2016, on Jonah Field at War Memorial Stadium in Laramie, Wyo.

Junior RB **Tonny Lindsey, Jr.** led the Aggies with 75 yards rushing on just five carries. Utah State (3-6, 1-5 Mountain West) finished with 414 yards of total offense, including 241 in the third quarter alone.

Brian Hill accounted for Wyoming's other two touchdowns as the senior running back ran for a game-high 142 yards on 25 carries, scoring on runs of 56 and 15 yards, respectively. The Cowboys (7-2, 5-0), who are all alone in first place in the Mountain Division of the MW, tallied 528 yards of offense.

Trailing 35-7 at intermission, Utah State showed some fight in the second half and actually pulled to within a touchdown after scoring 21 unanswered points in a span of 2:41 during the third quarter. Hobbs accounted for two of those scores on touchdown runs of 2 and 10 yards, respectively, less than a minute apart.

Freshman WR **Rayshad Lewis** began the comeback bid when he caught a 5-yard touchdown pass from junior QB **Kent Myers** with 8:01 remaining in the third. Myers finished 17-of-29 for 235 yards and the one score before leaving the game with an injury.

Lewis finished with seven catches for 56 yards, while senior TE **Wyatt Houston** tied his career high with five catches for 37 yards. He has now caught at least one pass in 15 consecutive games.

After the Aggies pulled to within 35-28 with 5:20 left in the third, the Cowboys seized control for good by scoring the game's final 17 points.

Senior LB **Anthony Williams** led all defenders in the game with a career-high 13 tackles, including 0.5 tackles for loss. Redshirt sophomore BS **Gaje Ferguson** added a career-best 10 stops, including 1.0 tackles for loss, and a pass breakup in his first career start. And senior CB **Daniel Gray** intercepted a pass in the third quarter to help set up one of the Aggies' scores.

Wyoming scored touchdowns on four of its five first-half drives as Allen threw touchdown passes of 25 and 15 yards, respectively, and ran for a 1-yard score. Hill had the other touchdown on his 56-yard run.

After the Cowboys opened a 21-0 lead, Utah State cracked the scoreboard on a 1-yard touchdown run by Hobbs with 10:42 left in the second quarter. Lewis helped keep the drive alive when he caught an 18-yard pass from Myers on third-and-5 from the Aggies' 43.

Wyoming took a 35-7 lead into the break following a 46-yard touchdown pass from Allen to Tanner Gentry with 54 seconds left in the second quarter. Gentry was blanketed by USU junior CB **Wesley Bailey**, but made a diving catch in the left corner of the end zone for the score.



Redshirt senior LB Anthony Williams (16) had a career-high 13 tackles, including 0.5 tackles for loss, against the Cowboys.



/// GAME 8 RECAP vs. SAN DIEGO STATE ///



October 28, 2016

MERLIN OLSEN FIELD AT MAVERIK STADIUM

SCORING SUMMARY

	1	2	3	4	FINAL
San Diego State	10	10	3	17	40
Utah State	7	0	0	6	13

First Quarter

USU - Myers 10 yd run (Warren kick, 8:08)
 SDSU - Washington 39 yd run (Baron kick, 7:11)
 SDSU - Baron 21 yd field goal (1:04)

Second Quarter

SDSU - Truxton 10 yd pass from Chapman (Baron kick, 6:33)
 SDSU - Baron 41 yd field goal (:00)

Third Quarter

SDSU - Baron 43 yd field goal (8:24)

Fourth Quarter

SDSU - Baron 23 yd field goal (14:49)
 SDSU - Washington 1 yd run (Baron kick, 13:33)
 SDSU - Smith 28 yd int. (Baron kick, 13:21)
 USU - Colston-Green 23 yd pass from Myers (Kick failed, 7:59)
 Attendance: 15,067

TEAM STATISTICS

	SDSU	USU
First Downs	20	12
Rushing	400	71
Passing	14	181
Fumbles: Number-Lost	0-0	1-1
Penalties: Number-Yards	4-40	4-39
Punts-Yards/Avg.	3-132/44.0	7-310/44.3
Punt returns: No-Yds-TD/Avg.	0-0-0/0.0	2-(-3)-0/-1.5
Kickoff Returns: No-Yds-TD/Avg.	2-62-0/31.0	6-100-0/16.7
Interceptions: No-Yds-TD	1-28-1	0-0-0
Fumble Returns: No-Yds-TD	0-0-0	0-0-0
Possession Time	36:45	23:15
Third-Down Conversions	7-of-14	5-of-14

INDIVIDUAL RUSHING

SDSU: Pumphrey 32-223; Washington 14-137, 2TD
USU: Myers 9-26, TD; Hobbs 6-23; Mays 8-19; Lindsey 3-5; Hunt 1-3; Lewis 1-(-5)

INDIVIDUAL PASSING (C-A-I, Yds, TD)

SDSU: Chapman 4-9-0, 14, 1; Pumphrey 0-1-0, 0, 0
USU: Myers 11-26-1, 181, 1

INDIVIDUAL RECEIVING

SDSU: Truxton 1-10, TD; Houston 1-5; Penny 1-0; Wells 1-(-1)
USU: Houston 3-40; Tarver 3-28; Colston-Green 2-30, TD; Byers 1-43; Lewis 1-22; Rodriguez 1-18

USU Punt Returns: Rodriguez 2-(-3)

USU KO Returns: Bright 4-69; Hunt 2-31

USU Interception Returns: None

USU Tackle Leaders: Leavitt 9, Christiansen 8, Williams 7, 'Unga 6

UTAH STATE STARTERS

OFFENSE

LT Albrecht
 LG Hockel
 C Stephens
 RG Simonich
 RT Brooksby
 WR Colston-Green
 WR Lewis
 WR Tarver
 TE Houston
 RB Lindsey
 QB Myers

DEFENSE

DE All'ifua
 DT Seefeldt
 DT M. Uasike
 DE Faimalo
 LB Carmen
 LB Christiansen
 LB L. Uasike
 CB Bailey
 CB Davis
 SS Leavitt
 FS Rocquemore



Junior QB Kent Myers (2) was 11-of-26 passing for 181 yards with one touchdown and one interception in Utah State's 40-13 home loss to San Diego State. Myers also carried the ball nine times for 26 yards and one touchdown against the Aztecs.

LOGAN, Utah - Utah State found the end zone on its first possession of the game and junior QB Kent Myers moved into the school's top-10 list for career touchdown passes, but the Aggies couldn't overcome 40 unanswered points scored by San Diego State in a 40-13 loss to the Aztecs on Friday, Oct. 28, 2016, on Merlin Olsen Field at Maverik Stadium.

Myers completed 11-of-26 passes for 181 yards and a 23-yard touchdown pass to junior WR Jaren Colston-Green midway through the fourth quarter. He is now tied with Travis Cox (2001-04) for 10th in career touchdown passes with 29.

Myers was also the Aggies' leading rusher on the day with 26 yards, including a 10-yard touchdown run that gave Utah State (3-5, 1-4 Mountain West) a 7-0 lead with 8:08 left in the first quarter.

San Diego State (7-1, 4-0) rushed for 400 yards on 57 carries. A pair of Aztecs eclipsed the century mark on the ground as Donnel Pumphrey rushed for 223 yards on 32 carries, while Juwan Washington added 137 yards and two scores. SDSU finished the game with 414 yards of total offense.

Utah State allowed just 14 yards passing, which is tied for the fourth-fewest given up by the Aggies and the fewest since allowing one yard to Colorado State in 1976.

Senior TE Wyatt Houston led the Aggies with three catches for 40 yards. He has now caught at least one pass in 14 straight games. Sophomore WR Ron'quavion Tarver also had three catches in the game for 28 yards, while Colston-Green tied his career high with two receptions for 30 yards. Junior WR Alex Byers also had a career long catch of 43 yards in the game.

In his return from a foot injury, junior BS Dallin Leavitt recorded a game-high nine tackles and a quarterback hurry. Sophomore LB Chase Christiansen added eight stops, including 1.5 tackles for loss and 1.0 sacks. Two other Aggie defenders had career nights as redshirt freshman NG Christopher 'Unga finished the game with a career best six tackles, while senior DE Siua Taufa had a career high five stops.

After forcing the Aztecs to punt on their first series of the game, Utah State marched 70 yards in seven plays, capped by Myers' 10-yard touchdown run.

However, San Diego State proceeded to end the first half by scoring 20 unanswered points, the final three coming on a 41-yard field goal by John Baron as time ran out on the clock. It was one of four field goals he booted on the night.

Utah State, which finished with a season-low 252 yards of total offense, had just 14 yards the remainder of the first half following its game-opening drive.

The Aztecs, who eventually scored 40 unanswered points before Colston-Green's touchdown, controlled the clock as they held the ball for nearly 37 minutes as the Aztecs had 20 first downs in the game as compared to just 12 for Utah State as the Aggies were 5-of-14 on third downs while SDSU converted 7-of-14 third down attempts.

For the sixth straight game, Utah State's defense did not force a turnover as the Aggies have just one take-away in its last six games. Offensively, USU committed two turnovers in the game on an interception and fumble, both in the second half, as USU has now committed eight turnovers on the season with five interceptions and three fumbles.



Junior BS Dallin Leavitt (2) had a game-high nine tackles to go along with a quarterback hurry against the Aztecs.





/// GAME 7 RECAP vs. FRESNO STATE ///



October 22, 2016

MERLIN OLSEN FIELD AT MAVERIK STADIUM

SCORING SUMMARY

	1	2	3	4	FINAL
Fresno State	7	7	3	3	20
Utah State	7	10	7	14	38

First Quarter

USU - Roberts 21 yd pass from Myers (Warren kick, 10:23)
 FS - James 3 yd run (Kroening kick, 1:28)

Second Quarter

USU - Cheney blocked punt return (Warren kick, 6:22)
 USU - Warren 43 yd field goal (3:45)
 FS - Rice 1 yd run (Kroening kick, :24)

Third Quarter

USU - Houston 5 yd pass from Myers (Warren kick, 11:50)
 FS - Kroening 27 yd field goal (4:13)

Fourth Quarter

USU - Tarver 25 yd pass from Myers (Warren kick, 14:25)
 FS - Kroening 49 yd field goal (11:41)
 USU - Hobbs 4 yd run (Warren kick, 7:14)
 Attendance: 15,067

TEAM STATISTICS

	FS	USU
First Downs	23	24
Rushing	114	204
Passing	205	188
Fumbles: Number-Lost	0-0	0-0
Penalties: Number-Yards	10-80	5-40
Punts-Yards/Avg.	6-168/28.0	4-131/32.8
Punt returns: No-Yds-TD/Avg.	0-0-0/0.0	2-23-1/11.5
Kickoff Returns: No-Yds-TD/Avg.	4-69-0/17.2	3-47-0/15.7
Interceptions: No-Yds-TD	0-0-0	0-0-0
Fumble Returns: No-Yds-TD	0-0-0	0-0-0
Possession Time	33:30	26:30
Third-Down Conversions	8-of-20	5-of-11

INDIVIDUAL RUSHING

FS: James 29-80, TD; Virgil 8-28
 USU: Lindsey 23-90; Myers 8-66; Hunt 4-24; Lewis 1-14;
 Byers 1-10; Hobbs 1-4, TD

INDIVIDUAL PASSING (C-A-I, Yds, TD)

FS: Virgil 27-44-0, 205, 1
 USU: Myers 17-29-0, 188, 3

INDIVIDUAL RECEIVING

FS: Jordan 10-67; Johnson 6-59; Hardaway 3-47; Riderling 3-11
 USU: Houston 5-43, TD; Tarver 3-54, TD; Rodriguez 3-26;
 Roberts 2-49, TD; Lewis 2-4; Lindsey 1-8; Williams 1-4

USU Punt Returns: Painter 1-20; Rodriguez 1-3

USU KO Returns: Williams 2-38; Hunt 1-9

USU Interception Returns: None

USU Tackle Leaders: Centers 10; L. Uasike 10; Christiansen 9; Haney 8; Larsen 8

UTAH STATE STARTERS

OFFENSE		DEFENSE	
LT	Albrecht	DE	Faimalo
LG	Hockel	DT	Seefeldt
C	Stephens	DT	All'ifua
RG	Simonich	LB	Larsen
RT	Brooksby	LB	Uasike
WR	Tarver	LB	Huerta
WR	Van Leeuwen	CB	Haney
WR	Rodriguez	CB	Gray
TE	Houston	CB	Davis
RB	Lindsey	SS	Rocquemore
QB	Myers	FS	Centers



Junior QB Kent Myers (2) was 17-of-29 passing for 188 yards and a season-high three touchdowns in Utah State's 38-20 home win against Fresno State. Myers also carried the ball eight times for 66 yards against the Bulldogs.

LOGAN, Utah - Junior QB Kent Myers passed for 188 yards and three touchdowns to three different receivers as Utah State won its first Mountain West game of the season with a 38-20 victory against Fresno State on Saturday, Oct. 22, 2016, on Merlin Olsen Field at Maverik Stadium.

Myers was 17-of-29 and threw touchdown passes of 21, 5 and 25 yards, respectively, to junior WR Braelon Roberts, senior TE Wyatt Houston and sophomore WR Ron'quavion Tarver. It is the first time this season and fifth time in his career Myers has thrown at least three touchdown passes in a game.

Houston led the Aggies (3-4, 1-3 MW), who snapped a three-game losing streak, with a career-high five catches for 43 yards. His 5-yard touchdown reception with 11:50 left in the third quarter gave the Aggies a 24-14 lead. Just 35 seconds into the fourth, Tarver pulled down a 25-yard touchdown catch in the back corner of the end zone to make it 31-17.

While senior RB Devante Mays returned from injury and played briefly, it was junior RB Tony Lindsey, Jr. that led Utah State's rushing attack with a career-high 23 carries for 90 yards. Myers added 66 yards on just eight carries.

Junior QB Damion Hobbs capped the Aggies' scoring output with a 4-yard touchdown run midway through the fourth quarter.

The Aggies finished with 392 yards of total offense, including 204 on the ground and 188 through the air. Defensively, senior FS Devin Centers and senior LB Leki Uasike had 10 tackles apiece for Utah State. Uasike had eight of his tackles in the first quarter alone. Sophomore LB Chase Christiansen added a career-high nine tackles, while redshirt freshman CB Cameron Haney recorded a career-high eight tackles to go along with a career-best two pass breakups.

Fresno State (1-7, 0-4) recorded 319 yards of offense. Quarterback Chason Virgil was 27-of-44 for 205 yards and a touchdown, while RB Dontel James rushed for 80 yards and a touchdown on 29 carries.

Kody Kroening kicked a 27- and 49-yard field goal for Fresno State, which lost for the fifth straight time.

Utah State opened the scoring when Roberts caught his first career touchdown pass, a 21-yarder from Myers with 10:23 left in the first quarter. Fresno State followed suit with a 15-play, 86-yard drive that resulted in a 3-yard touchdown run by James to tie the game at 7-apiece.

The Aggies went back in front for good thanks to a nice special teams play. Senior CB Jentz Painter came in untouched from the left side and blocked a punt, which was recovered by fellow senior CB Austin Cheney in the end zone for a touchdown to give Utah State a 14-7 lead with 6:22 remaining in the first half. Painter forced the Bulldogs to punt one play earlier as he sacked Virgil on a third-and-12 play.

A career-long 43-yard field goal by senior PK Brock Warren made it 17-7 for the Aggies with 3:45 to go. However, the Bulldogs went into the halftime break with momentum as Jared Rice caught a 1-yard touchdown pass from Virgil to pull Fresno State within three.



Senior CB Jentz Painter (31) recorded a sack and blocked a punt that was recovered in the end zone for a touchdown on consecutive plays against the Bulldogs.



/// GAME 6 RECAP vs. COLORADO STATE ///



October 8, 2016

HUGHES STADIUM

SCORING SUMMARY

	1	2	3	4	FINAL
Utah State	14	10	0	0	24
Colorado State	10	0	14	7	31

First Quarter

CSU - Bryan 21 yd field goal (12:27)
 USU - Bright 41 yd run (Warren kick, 11:28)
 CSU - Johnson 19 yd pass from Hill (Bryan kick, 8:22)
 USU - Myers 4 yd run (Warren kick, 1:25)

Second Quarter

USU - Myers 14 yd run (Warren kick, 11:15)
 USU - Warren 36 yd field goal (1:09)

Third Quarter

CSU - Gallup 60 yd pass from Hill (Bryan kick, 12:22)
 CSU - Matthews 1 yd run (Bryan kick, :30)

Fourth Quarter

CSU - Matthews 10 yd run (Bryan kick, 10:33)
 Attendance: 32,387

TEAM STATISTICS

	USU	CSU
First Downs	23	22
Rushing	251	224
Passing	205	240
Fumbles: Number-Lost	3-1	0-0
Penalties: Number-Yards	9-71	8-79
Punts-Yards/Avg.	7-268/38.3	7-320/45.7
Punt returns: No-Yds-TD/Avg.	2-1-0/0.5	1-0-0/0.0
Kickoff Returns: No-Yds-TD/Avg.	1-29-0/29.0	1-20-0/20.0
Interceptions: No-Yds-TD	0-0-0	1-0-0
Fumble Returns: No-Yds-TD	0-0-0	0-0-0
Possession Time	27:42	32:18
Third-Down Conversions	7-of-16	5-of-17

INDIVIDUAL RUSHING

USU: Lindsey 17-137; Myers 15-50, 2TD; Bright 2-40, TD; Lewis 2-16; Hunt 2-5; Williams 1-3
CSU: Dawkins 14-125; Matthews 23-73, 2TD; Hill 3-13; Clark 2-10; Hunt 1-6; Bauta 1-5

INDIVIDUAL PASSING (C-A-I, Yds, TD)

USU: Myers 18-33-1, 205, 0; Hobbs 1-1-0, 0, 0
CSU: Hill 14-25-0, 203, 2; Stevens 3-7-0, 37, 0

INDIVIDUAL RECEIVING

USU: Lewis 7-106; Houston 3-23; Lindsey 3-16; Williams 2-5; Tarver 1-36; Hunt 1-16; Cortazzo 1-3; Hervey 1-0
CSU: Gallup 7-140, TD; Johnson 3-45, TD; Dawkins 3-17; Ruiz 2-27; Matthews 1-8; Fackrell 1-3

USU Punt Returns: Rodriguez 2-1

USU KO Returns: Bright 1-29

USU Interception Returns: None

USU Tackle Leaders: Rocquemore 10; Seefeldt 9; L. Uasike 7; Centers 6; Huerta 6

UTAH STATE STARTERS

OFFENSE

LT Albrecht
 LG Hockel
 C Stephens
 RG Simonich
 RT Brooksby
 WR Rodriguez
 WR Lewis
 WR Roberts
 WR Williams
 RB Hunt
 QB Myers

DEFENSE

DE Faimalo
 DT Seefeldt
 DT Ali'ifua
 LB Larsen
 LB Carmen
 LB Huerta
 LB Tobeck
 CB Davis
 CB Gray
 BS Rocquemore
 FS Centers



Junior RB Tony Lindsey, Jr. (4) rushed for a career-high 137 yards on 17 carries and added three receptions for 16 yards in Utah State's 31-24 loss at Colorado State.

FORT COLLINS, Colo. - Junior RB Tony Lindsey, Jr. rushed for a career-high 137 yards and junior QB Kent Myers rushed for two touchdowns – both in the first half – but Utah State came up short in a 31-24 loss at Colorado State on Saturday, Oct. 8, 2016.

The Aggies fell to 2-4 overall and 0-3 in Mountain West play heading into their one and only bye week. With the win, the Rams improved to 3-3 and 1-1.

Utah State finished the game with 456 yards of offense (251 rushing, 205 passing) and Colorado State had 464 yards (240 passing, 224 rushing). For USU, those 456 yards are its second-most in a game this season. However, the 464 yards by Colorado State are the most by an Aggie opponent this season, as are the 224 rushing yards.

Utah State also committed two turnovers in the game with one fumble and one interception, and did not force a Colorado State turnover, marking the second time in the last three games that USU's defense has not recorded a takeaway.

Myers rushed for 50 yards and the two scores on 15 carries, while redshirt freshman WR Gerold Bright scored on a 41-yard run to give Utah State a 7-3 lead with 11:28 remaining in the first quarter.

After Colorado State QB Collin Hill threw a 19-yard touchdown pass to Olabisi Johnson to give the Rams a 10-7 lead, Myers scored from four yards out to put the Aggies back on top, 14-10 with 1:25 remaining in the first.

Utah State increased its lead to 21-10 with 11:15 left in the second quarter following a 14-yard touchdown run by Myers. Senior PK Brock Warren made it 24-10 at the break when he made a 36-yard field goal into the wind with 1:09 remaining on the clock. Sophomore WR Ron'Quavion Tarver helped set up the score with a 36-yard catch down the east sideline.

However, the Rams erased the Aggies' two-touchdown deficit in the third quarter as Michael Gallup caught a 60-yard touchdown pass from Hill and Izzy Matthews scored on a 1-yard touchdown run to knot the game at 24-apiece.

Colorado State went ahead for good courtesy of another touchdown run by Matthews, this time from 10 yards out, to make it 31-24 with 10:33 remaining in the game.

Matthews finished with 73 yards rushing on 23 carries. Hill was 14-of-25 for 203 yards and two touchdowns before leaving with an injury in the second half.

Freshman WR Rayshad Lewis led the Aggies in receiving with a career-high-tying seven catches for a career-best 106 yards.

Senior TE Wyatt Houston caught three passes for 23 yards and has now caught a pass in a team-leading 12 straight games.

Sophomore FS Jontrell Rocquemore led Utah State defensively with a career-high 10 tackles and redshirt senior NG Travis Seefeldt added nine stops and 2.0 tackles for loss, both career highs. Senior DE Siua Taufa also recorded a career high in tackles with five, which included 1.0 tackles for loss. Junior CB Jalen Davis added three tackles and a team-high two pass breakups as the Aggies posted five pass breakups overall.

Colorado State finished the game controlling the time of possession, 32:18 to 27:42. CSU was also 5-of-17 on third downs as compared to 7-of-16 for the Aggies.



Redshirt senior NG Travis Seefeldt (70) had nine tackles, including 2.0 tackles for loss, against the Rams, both of which are career highs.





/// GAME 5 RECAP vs. #24 BOISE STATE ///



October 1, 2016

ALBERTSONS STADIUM

SCORING SUMMARY

	1	2	3	4	FINAL
Utah State	0	3	0	7	10
Boise State	7	0	7	7	21

First Quarter

BSU - McNichols 61 yd pass from Wilson (Rausa Kkck, 5:56)

Second Quarter

USU - Warren 28 yd field goal (12:27)

Third Quarter

BSU - Sperbeck 5 yd pass from Rypien (Rausa kick, 8:07)

Fourth Quarter

BSU - Wilson 36 yd pass from Rypien (Rausa kick, 12:03)

USU - Rodriguez 30 yd pass from Myers (Warren kick, 7:41)

Attendance: 36,602

TEAM STATISTICS

	USU	BSU
First Downs	18	19
Rushing	71	154
Passing	287	230
Fumbles: Number-Lost	0-0	1-1
Penalties: Number-Yards	12-90	8-101
Punts-Yards/Avg.	9-352/39.1	7-306/43.7
Punt returns: No-Yds-TD/Avg.	2-20-0/10.0	2-2-0/1.0
Kickoff Returns: No-Yds-TD/Avg.	1-5-0/5.0	2-46-0/23.0
Interceptions: No-Yds-TD	0-0-0	0-0-0
Fumble Returns: No-Yds-TD	0-0-0	0-0-0
Possession Time	28:48	31:12
Third-Down Conversions	4-of-19	8-of-16

INDIVIDUAL RUSHING

USU: Myers 12-47; Lindsey 8-15; Hunt 5-9

BSU: McNichols 30-132; Demas 3-11; Butler 1-6; Rypien 5-3; Sperbeck 1-2

INDIVIDUAL PASSING (C-A-I, Yds, TD)

USU: Myers 29-50-0, 287, 1

BSU: Rypien 15-24-0, 163, 2; Weaver 1-1-0, 6, 0; Wilson 1-1-0, 61, 1

INDIVIDUAL RECEIVING

USU: Lewis 7-82; Rodriguez 6-89, TD; Tarver 5-29; Houston 3-41; Roberts 3-35; Lindsey 3-(-2); Hunt 1-7; Colston-Green 1-6

BSU: McNichols 6-73, TD; Sperbeck 5-64, TD; Wilson 2-46, TD; Anderson 2-38; Dhaenens 1-6; Roh 1-3

USU Punt Returns: Rodriguez 2-20

USU KO Returns: Hervey 1-5

USU Interception Returns: None

USU Tackle Leaders: Williams 7, Gray 6, Centers 5, Carmen 4, Rocquemore 4

UTAH STATE STARTERS

OFFENSE

LT	Albrecht
LG	Hockel
C	Stephens
RG	Simonich
RT	Brooksby
WR	Rodriguez
WR	Lewis
WR	Tarver
TE	Houston
RB	Lindsey
QB	Myers

DEFENSE

DE	Togiai
DT	Seefeldt
DT	Ali'ifua
LB	Carmen
LB	Williams
LB	Huerta
LB	Larsen
CB	Davis
CB	Gray
BS	Rocquemore
FS	Centers



Junior QB Kent Myers (2) was 29-of-50 passing for 287 yards with one touchdown in Utah State's 21-10 road loss to 24th-ranked Boise State. Myers, who also had 47 rushing yards on 12 carries, had a career-high in attempts and tied his career-high in completions.

BOISE, Idaho - Utah State's defense did something no other team has been able to accomplish this season against No. 24 Boise State, which was hold the Broncos to less than 300 points and fewer than 400 yards of total offense.

Unfortunately for the Aggies, Boise State's defense was also up to the challenge. Quarterback Brett Rypien passed for 163 yards and two touchdowns and the Broncos' defense made sure it held up in a hard-fought 21-10 victory over the Aggies on Saturday, Oct. 1, 2016, at Albertsons Stadium.

Utah State dropped to 2-3 overall and 0-2 in the Mountain West, while Boise State improved to 4-0 on the season and 1-0 in conference play.

Redshirt senior LB Anthony Williams had seven tackles, including 1.0 tackles for loss, and senior CB Daniel Gray added a career-high-tying six stops as the Aggies limited the Broncos to a season-low 384 yards of total offense and 17 points below their average.

Junior QB Kent Myers was 29-of-50 passing for 287 yards and one touchdown for the Aggies, who were limited to 358 total yards. His completions tied his career high, while his attempts were a career best.

Myers' lone touchdown pass of the night came with 7:41 remaining in the game, a 30-yarder to senior WR Andrew Rodriguez that pulled Utah State to within 21-10. Rodriguez finished with six catches for a career-high 89 yards.

Freshman WR Rayshad Lewis led Utah State with a career-best seven receptions for a career-high 82 yards, while senior TE Wyatt Houston finished with three catches for 41 yards to extend his streak of catching a pass to 11 straight games.

Since being held without a catch in the season opener against Weber State, sophomore WR Ron'quavion Tarver has now caught a team-best 21 passes for 233 yards and a touchdown. Against the Broncos, he hauled in five receptions for 29 yards.

Myers also led the Aggies in rushing with 47 yards on 12 carries, including a season-long rush of 45 yards to open the third quarter.

Boise State WR Cedrick Wilson threw a touchdown pass and caught one, helping the Broncos open a 21-3 lead with 12:03 to go in the fourth quarter.

Wilson and the Broncos struck first on his 61-yard touchdown pass to RB Jeremy McNichols on a trick play with 5:56 left in the first quarter.

The Aggies got on the board when senior PK Brock Warren booted a 28-yard field goal early in the second quarter to cut the deficit to 7-3. The 12-play, 45-yard drive was kept alive by a 2-yard run from junior RB

Tonny Lindsey, Jr. on fourth-and-1 from the Boise State 31-yard line. Utah State eventually moved the ball down to the Broncos' 13, where it had it first-and-10, but the Aggies only gained two more yards after that and had to settle for Warren's field goal.

Utah State had a golden opportunity to put even more points on the board right before half after redshirt-freshman WR Gerold Bright recovered a muffed punt by Boise State on the Broncos' 25-yard line with 2:33 remaining in the second quarter.

The Aggies moved the ball down to the Boise State 9-yard line, but Myers was sacked on a third-and-5 play and USU had to settle for a 32-yard field goal try by Warren. Unfortunately for the Aggies, the senior missed wide left as time expired on the half.



Sophomore FS Jontrell Rocquemore (27) had four tackles and his first career sack in USU's loss to the Broncos.



/// GAME 4 RECAP vs. AIR FORCE ///



September 24, 2016

MERLIN OLSEN FIELD AT MAVERIK STADIUM

SCORING SUMMARY

	1	2	3	4	FINAL
Air Force	3	14	0	10	27
Utah State	7	3	0	10	20

First Quarter

AFA - Strebel 28 yd field goal (8:11)
 USU - Lewis 43 yd pass from Myers (Warren kick, 6:53)

Second Quarter

USU - Warren 23 yd field goal (10:33)
 AFA - Williams 4 yd run (Strebel kick, 8:27)
 AFA - Reffitt 12 yd pass from Romine (Strebel kick, :13)

Fourth Quarter

USU - Warren 23 yd field goal (12:02)
 AFA - Owens 1 yd run (Strebel kick, 5:06)
 AFA - Strebel 33 yd field goal (2:57)
 USU - Myers 1 yd run (Warren kick, :32)
 Attendance: 23,104

TEAM STATISTICS

	AFA	USU
First Downs	17	22
Rushing	213	42
Passing	113	372
Fumbles: Number-Lost	2-0	2-1
Penalties: Number-Yards	8-66	7-46
Punts-Yards/Avg.	6-221/36.8	3-100/33.3
Punt returns: No-Yds-TD/Avg.	0-0-0/0.0	2-22-0/11.0
Kickoff Returns: No-Yds-TD/Avg.	2-82-0/41.0	2-33-0/16.5
Interceptions: No-Yds-TD	1-0-0	0-0-0
Fumble Returns: No-Yds-TD	0-0-0	0-0-0
Possession Time	30:29	29:31
Third-Down Conversions	6-of-15	10-of-20

INDIVIDUAL RUSHING

AFA: Johnson 15-59; Williams 7-51, TD; McVey 3-34
USU: Hervey 1-26; Lindsey 17-18; Mays 1-2; Myers 13-(4), TD

INDIVIDUAL PASSING (C-A-I, Yds, TD)

AFA: Romine 5-13-0, 113, 1
USU: Myers 29-47-1, 360, 1; Nelson 1-1-0, 12, 0

INDIVIDUAL RECEIVING

AFA: Robinette 2-48; Cleveland 1-47; Reffitt 1-12, TD; McVey 1-6
USU: Tarver 9-143; Rodriguez 7-64; Lindsey 4-40; Lewis 3-52, TD; Roberts 2-32; Van Leeuwen 2-13; Williams 1-12; Thompson 1-12; Houston 1-4

USU Punt Returns: Rodriguez 2-22
USU KO Returns: Bright 1-20; Leavitt 1-13
USU Interception Returns: None
USU Tackle Leaders: Huerta 13, Williams 11, Davis 8, Carmen 7, Seefeldt 7

UTAH STATE STARTERS

OFFENSE		DEFENSE	
LT	Albrecht	DE	Togia
LG	Hockel	DT	Seefeldt
C	Stephens	DT	Ali'ifua
RG	Simonich	LB	Larsen
RT	Brooksby	LB	Carmen
WR	Lewis	LB	Huerta
WR	Van Leeuwen	LB	Williams
WR	Rodriguez	CB	Gray
RB	Hervey	CB	Davis
RB	Lindsey	SS	Leavitt
QB	Myers	FS	Centers



Junior QB Kent Myers (2) was 29-of-47 passing for 360 yards with one touchdown and one interception in Utah State's 27-20 home loss to Air Force. For Myers, those 29 completions are a career-high, while his 360 passing yards are the second-most in his career. Myers also rushed 13 times against the Falcons and scored on a 1-yard run.

LOGAN, Utah - Sophomore WR Ron'quavion Tarver had his best game as an Aggie, but it still wasn't enough as Utah State lost its Homecoming game to Air Force, 27-20, on Saturday, Sept. 24, 2016, on Merlin Olsen Field at Maverik Stadium.

Tarver caught a career-best nine passes for a career-high 143 yards, including a career-long of 42 yards. His final catch of the night, a 35-yarder, set up junior QB Kent Myers' 1-yard touchdown run on third-and-goal that pulled Utah State (2-2, 0-1 MW) to within 27-20 with 32 seconds left in the Mountain West opener for both teams.

However, the Falcons (3-0, 1-0 MW) recovered the ensuing on-side kick and proceeded to run out the clock. Quarterback Nate Romine was 5-of-13 for 113 yards and a touchdown for Air Force.

Utah State finished the game with 414 yards of total offense (372 passing, 42 rushing) as compared to 326 total yards for Air Force (213 rushing, 113 passing). The difference in the game was turnovers, as the Falcons scored 14 points off two Aggie miscues and did not commit a turnover.

In all, Utah State's defense held the nation's top-ranked rushing offense to 219.5 yards below its season average as the Falcons entered the game averaging 432.5 rushing yards per game to lead the nation. AFA also ranked fifth nationally in total offense (566.5 ypg) entering the game, but was held to just 326 yards.

Myers completed a career-best 29 passes on a career-high-tying 47 attempts for 360 yards and a 43-yard touchdown pass to freshman WR Rayshad Lewis that gave Utah State a 7-3 lead with 6:53 left in the first quarter.

For Lewis, who caught three passes on the night for 52 yards, it was his first career touchdown. Fellow wide receiver, senior Andrew Rodriguez, had a career-best seven receptions for 64 yards.

Defensively, a pair of Aggie linebackers shined for Utah State as junior Alex Huerta recorded a game- and career-best 13 tackles, while senior Anthony Williams added a career-high 11 stops, including 1.0 sacks, to go along with two quarterback hurries and a forced fumble. Junior CB Jalen Davis also had a career-high in tackles with eight, which included a career-high-tying 2.0 tackles for loss, to go along with a forced fumble and pass breakup. Redshirt senior NG Travis Seefeldt was the fourth Aggie defender to have a career-night as he posted a career-high seven tackles, including 0.5 tackles for loss.

Utah State trailed 17-10 after the Falcons drove 88 yards in six plays, capped by a 12-yard touchdown pass from Romine to Ryan Reffitt with just 13 seconds left in the second quarter.

Defensive back Roland Ladipo helped set up the score when he intercepted Myers' pass in the red zone. The Falcons also cashed in on a fumble by Myers in the fourth quarter, turning the takeaway into seven points and a 27-13 lead with 2:57 to go.

After Lewis' first-quarter score, senior PK Brock Warren made it 10-3 in the second when he booted a 23-yard field goal. Warren added another 23-yard field goal in the fourth quarter to pull the Aggies to within 17-13 with 12:02 remaining.

Utah State finished the game converting 10-of-20 third down attempts.



Redshirt senior LB Anthony Williams (16) had a career-high 11 tackles, which included his first career sack, to go along with a forced fumble against the Falcons.





/// GAME 3 RECAP vs. ARKANSAS STATE ///



September 16, 2016

MERLIN OLSEN FIELD AT MAVERIK STADIUM

SCORING SUMMARY

	1	2	3	4	FINAL
Arkansas State	0	0	14	6	20
Utah State	17	7	3	7	34

First Quarter

USU - Tarver 4 yd pass from Myers (Warren kick, 11:29)
 USU - Warren 38 yd field goal (4:51)
 USU - Hobbs 1 yd run (Warren kick, 2:04)

Second Quarter

USU - Lindsey 28 yd run (Warren kick, 14:01)

Third Quarter

ASU - Wand 4 yd run (Houston kick, 11:18)
 ASU - Paschal 44 yd pass from Hansen (Houston kick, 8:18)
 USU - Warren 30 yd field goal (5:34)

Fourth Quarter

ASU - Houston 23 yd field goal (12:29)
 ASU - Houston 22 yd field goal (7:28)
 USU - Lindsey 1 yd run (Warren kick, :29)

Attendance: 21,091

TEAM STATISTICS

	ASU	USU
First Downs	16	18
Rushing	70	198
Passing	287	136
Fumbles: Number-Lost	1-1	2-0
Penalties: Number-Yards	18-129	6-54
Punts-Yards/Avg.	7-248/35.4	8-303/37.9
Punt returns: No-Yds-TD/Avg.	0-0-0/0.0	2-121-1/60.5
Kickoff Returns: No-Yds-TD/Avg.	2-43-0/21.5	1-5-0/5.0
Interceptions: No-Yds-TD	1-0-0	2-19-0
Fumble Returns: No-Yds-TD	0-0-0	1-17-0
Possession Time	29:17	30:43
Third-Down Conversions	2-of-12	6-of-16

INDIVIDUAL RUSHING

ASU: Wand 15-61, TD; Hansen 7-8
USU: Lindsey 19-98, 2TD; Myers 11-63; Hunt 10-20; Bright 3-10; Hobbs 2-5, TD; Hervey 2-2

INDIVIDUAL PASSING (C-A-I, Yds, TD)

ASU: Hansen 18-26-1, 277, 1; Voytik 2-6-1, 10, 0
USU: Myers 11-25-1, 136, 1

INDIVIDUAL RECEIVING

ASU: Mack 7-82; Sanders 4-35; Paschal 3-65, TD
USU: Houston 3-28; Tarver 3-24, TD; Lewis 2-73; Lindsey 1-12; Rodriguez 1-1; Hunt 1-(-2)

USU Punt Returns: Rodriguez 1-5
USU KO Returns: Williams 4-73; Lindsey 1-0
USU Interception Returns: Rocquemore 1-19; Leavitt 1-0
USU Tackle Leaders: Carmen 12; Rocquemore 7; Centers 7; Williams 6; Christiansen 4; Davis 4; Seefeldt 4

UTAH STATE STARTERS

OFFENSE		DEFENSE	
LT	Albrecht	DE	Togiai
LG	Hockel	DT	Seefeldt
C	Stephens	DT	All'ifua
RG	Simonich	LB	Larsen
RT	Brooksby	LB	Carmen
WR	Colston-Green	LB	Huerta
WR	Tarver	CB	Davis
TE	Palange	CB	Bailey
TE	Houston	FS	Rocquemore
RB	Lindsey	BS	Leavitt
QB	Myers	FS	Centers



Junior RB Tony Lindsey, Jr. (4) rushed for a career-high 98 yards on a career-best 19 carries, and scored a career-high two touchdowns on runs of 28 and one yard, in Utah State's 34-20 home win against Arkansas State. Lindsey also caught one pass for 12 yards against ASU.

LOGAN, Utah - Junior RB Tony Lindsey Jr. ran for a career-high 98 yards and two touchdowns as Utah State defeated Arkansas State 34-20 on Friday, Sept. 16, 2016, on Merlin Olsen Field at Maverik Stadium.

Junior QB Kent Myers completed 11-of-25 passes for 136 yards and one touchdown, to go along with an interception, to help the Aggies (2-1, 0-0 Mountain West) score the first 24 points of the game. His favorite targets on the night were senior TE Wyatt Houston and sophomore WR Ron'quavion Tarver, who both caught three passes for 28 and 24 yards, respectively.

For Houston, it was the third consecutive game he has led the Aggies in receiving. Furthermore, he has caught at least one pass in nine straight contests.

Warren Wand rushed for 61 yards and one touchdown on 15 carries for Arkansas State (0-3, 0-0 Sun Belt), which had its three-game winning streak snapped against Utah State.

J.D. Houston kicked a pair of fourth-quarter field goals from 23 and 22 yards out, respectively, to pull the Red Wolves to within 27-20 with 7:28 to go.

However, that's as close as they would get the rest of the way. Lindsey shut the door on Arkansas State for good when he scored on a 1-yard touchdown run with 29 seconds left, capping a 13-play, 91-yard drive that took 6:53 off the clock.

Utah State senior LB Brock Carmen led all defenders with a career-best 12 tackles, including 1.5 tackles for loss and 1.0 sacks. He also had two quarterback hurries. The Aggies forced three turnovers on the night as senior DE Siua Taufa recovered a fumble, while junior BS Dallin Leavitt and sophomore FS Jontrell Rocquemore each had an interception.

Utah State took advantage of stellar first-half field position to build a 24-0 lead by the break. In the first quarter alone, the Aggies had three drives start inside Arkansas State territory (9-, 37- and 25-yard lines).

The Aggies opened the scoring when Tarver hauled in his first career touchdown pass, a 4-yarder from Myers, to make it 7-0 with 11:29 left in the first quarter.

The defense helped set up the next score when Taufa recovered a fumble by Arkansas State quarterback Chad Voytik, returning it 10 yards to the Red Wolves' 25-yard line. Taufa then lateraled the ball behind his back to senior FS Devin Centers, who proceeded to make his way down to the 18.

Senior PK Brock Warren gave the Aggies a 10-0 lead when he drilled a 38-yard field goal with 4:51 left in the quarter. Warren later added a 30-yarder to give the hosts a 27-14 lead late in the third quarter.

Following another takeaway by the Utah State defense, this time courtesy of a Rocquemore interception – the second straight week he's had a pick. The Aggies took over on the Red Wolves' 25

and needed just four plays to find the end zone. Junior QB Damion Hobbs kept it on a keeper and scored from a yard out, making it 17-0. Prior to Hobbs' touchdown run, Myers was injured on a shoulder-to-helmet hit at the goal line. He eventually walked off the field under his own power and returned to the game on the Aggies' very next series. Utah State opened up its 24-0 cushion when Lindsey took it untouched to the house from 28 yards out. The Red Wolves only had 92 yards in the first half, but recorded 152 yards and two touchdowns in the third quarter to get back into the game.



Senior LB Brock Carmen (20) had a career-high 12 tackles, which included 1.0 sack and 1.5 tackles for loss, to go along with two QB hurries against the Red Wolves.



/// GAME 2 RECAP vs. USC ///



September 10, 2016

LOS ANGELES MEMORIAL COLISEUM

SCORING SUMMARY

	1	2	3	4	FINAL
Utah State	0	0	7	0	7
USC	7	14	10	14	45

First Quarter

USC - Smith-Schuster 3 yd pass from Browne (Boermeester kick, 11:50)

Second Quarter

USC - Burnett 13 yd pass from Darnold (Boermeester kick, 8:00)

USC - Mitchell Jr. 2 yd pass from Browne (Boermeester kick, :19)

Third Quarter

USC - Boermeester 20 yd field goal (6:38)

USC - Jackson 77 yd punt return (Boermeester kick, 3:49)

USU - Houston 13 yd pass from Myers (Warren kick, :00)

Fourth Quarter

USC - Smith-Schuster 15 yd pass from Darnold (Boermeester kick, 9:45)

USC - Ware 2 yd run (Boermeester kick, 2:44)

Attendance: 62,487

TEAM STATISTICS

	USU	USC
First Downs	13	29
Rushing	49	178
Passing	204	244
Fumbles: Number-Lost	1-0	1-0
Penalties: Number-Yards	5-38	5-51
Punts-Yards/Avg.	6-217/36.2	2-83/41.5
Punt returns: No-Yds-TD/Avg.	1-0-0/0.0	2-121-1/60.5
Kickoff Returns: No-Yds-TD/Avg.	2-43-0/21.5	1-13-0/13.0
Interceptions: No-Yds-TD	1-0-0	1-0-0
Fumble Returns: No-Yds-TD	0-0-0	0-0-0
Possession Time	27:24	32:36
Third-Down Conversions	6-of-16	7-of-13

INDIVIDUAL RUSHING

USC: Davis 16-70; Ware 11-57, TD

USU: Mays 8-24; Lindsey 4-7; Hervey 4-6; Cortazzo 1-3; Hunt 1-2; Lewis 1-0; Myers 1-(-3)

INDIVIDUAL PASSING (C-A-I, Yds, TD)

USC: Browne 23-30-1, 182, 2; Darnold 5-7-0, 62, 2

USU: Myers 25-37-1, 204, 1; Hobbs 0-2-0, 0, 0

INDIVIDUAL RECEIVING

USC: Rogers 7-82; Smith-Schuster 7-56, 2TD; Mitchell 4-5, TD; Burnett 3-24, TD

USU: Tarver 4-37; Lewis 4-34; Houston 4-33, TD; Lindsey 4-8; Rodriguez 2-11; Colston-Green 1-43; Williams 1-9;

Mays 1-8; Horne 1-7; Byers 1-6; Roberts 1-6; Hunt 1-2

USU Punt Returns: Rodriguez 1-0

USU KO Returns: Lindsey 1-31; Williams 1-12

USU Interception Returns: Rocquemore 1-0

USU Tackle Leaders: Leavitt 15; Bailey 7; Uasike 7; Larsen 7

UTAH STATE STARTERS

OFFENSE

LT	Albrecht
LG	Hockel
C	Stephens
RG	Simonich
RT	Brooksby
WR	Van Leeuwen
WR	Rodriguez
WR	Lewis
TE	Houston
RB	Mays
QB	Myers

DEFENSE

DE	Togiai
DT	Seefeldt
DT	All'ifua
LB	Larsen
LB	Uasike
LB	Huerta
CB	Davis
CB	Gray
CB	Bailey
BS	Leavitt
FS	Centers



Junior QB Kent Myers (2) was 25-of-37 passing for 204 yards with one touchdown and one interception in Utah State's 45-7 loss at USC. Myers also rushed for minus three yards on seven carries.

LOS ANGELES, Calif. - Senior TE Wyatt Houston caught his first touchdown pass of the season and redshirt junior BS Dallin Leavitt recorded a career-high 15 tackles, in Utah State's 45-7 loss to Southern Cal on Saturday, Sept. 10, 2016, at Memorial Coliseum.

Houston's touchdown grab, a six-yarder from junior QB Kent Myers on the final play of the third quarter, pulled the Aggies to within 31-7. Houston tied his career high with four receptions for 33 yards, while Myers was 25-of-37 for 204 yards and the one touchdown, to go along with an interception.

Sophomore WR Ron'quavion Tarver and freshman WR Rayshad Lewis each finished with a career-high four receptions for the Aggies (1-1, 0-0 Mountain West). Tarver led Utah State with 37 yards receiving and Lewis finished with 34.

USC QB Max Browne was 23-of-30 for 182 yards and two touchdowns on the day, while fellow signal caller Sam Darnold was 5-of-7 for 62 yards and two touchdowns. The Trojans (1-1, 0-0 Pac-12) tallied 422 yards of total offense and limited the Aggies to 253.

A scary moment occurred late in the first quarter when senior CB Daniel Gray was injured while making a tackle. He was carted off the field on a stretcher, but gave the announced crowd of 62,487 the thumb's-up sign. After the game was over, Gray was being greeted by his teammates as he stood just outside of the Aggies' locker room.

Leavitt, who was also shaken up late in the first half, recorded 10 of his tackles during the first 30 minutes of play. He also had a pass breakup.

USC struck first following a blocked punt by Michael Pittman, Jr. Quinton Powell recovered it for the Trojans and returned it nine yards to the Aggies' 6-yard line. Three plays later, Browne threw a 3-yard touchdown pass to JuJu Smith-Schuster to give the hosts a 7-0 lead with 11:50 remaining in the first quarter.

Both teams then traded missed field goals as Utah State's Brock Warren missed a 37-yarder wide left, while USC's Matt Boermeester missed one of his own from 47 yards out wide right.

The Trojans led 21-0 at halftime following a couple of second-quarter touchdown passes by Darnold and Browne. Deontay Burnett hauled in a 13-yarder from Darnold with 8:00 left until intermission, then Browne found Steven Mitchell, Jr. from two yards out with 19 seconds remaining on the clock. The second of those two scores came after Myers' pass was intercepted by Leon McQuay III.

Prior to Myers' first interception of the season, the defense created a turnover of its own when sophomore FS Jontrell Rocquemore picked off a pass by Browne.

USC increased its lead to 31-0 in the third quarter courtesy of two special teams scores when Boermeester kicked a 20-yard field goal and Adoree' Jackson returned a punt 77 yards for a touchdown.

Following Houston's touchdown grab, the eighth of his career, the Trojans capped the game's scoring when Smith-Schuster caught a 15-yard touchdown pass from Darnold and Aca' Cedric Ware scored on a 2-yard touchdown run.

Several Aggie defenders had career days including sophomore LB Derek Larsen, who had seven tackles, including 2.0 tackles for loss and 1.0 sack, all of which were career-highs. Junior CB Jalen Davis also had a sack and finished with six tackles.



Junior BS Dallin Leavitt (2) had a career-high 15 tackles to go along with a pass breakup against the Trojans.





/// GAME 1 RECAP vs. WEBER STATE ///



September 1, 2016

MERLIN OLSEN FIELD AT MAVERIK STADIUM

SCORING SUMMARY

	1	2	3	4	FINAL
Weber State	0	6	0	0	6
Utah State	14	7	10	14	45

First Quarter

USU - Mays 18 yd run (Warren kick, 12:41)
 USU - Mays 18 yd run (Warren kick, 2:10)

Second Quarter

USU - Hunt 9 yd run (Warren kick, 14:35)
 WSU - Garrett 1 yd run (Pass failed, :26)

Third Quarter

USU - Hunt 9 yd run (Warren kick, 11:59)
 USU - Warren 31 yd field goal (5:19)

Fourth Quarter

USU - Lindsey 35 yd run (Warren kick, 13:07)
 USU - Hervey 80 yd run (Warren kick, 7:50)
 Attendance: 23,008

TEAM STATISTICS

	WSU	USU
First Downs	16	23
Rushing	108	428
Passing	137	100
Fumbles: Number-Lost	1-0	0-0
Penalties: Number-Yards	2-15	4-30
Punts-Yards/Avg.	7-300/42.9	2-39/19.5
Punt returns: No-Yds-TD/Avg.	0-0-0/0.0	2-28-0/14.0
Kickoff Returns: No-Yds-TD/Avg.	3-28-0/9.3	2-38-0/19.0
Interceptions: No-Yds-TD	0-0-0	1-0-0
Fumble Returns: No-Yds-TD	0-0-0	0-0-0
Possession Time	34:50	25:10
Third-Down Conversions	8-of-19	9-of-12

INDIVIDUAL RUSHING

WSU: Garrett 22-96, TD; Thomson 7-18, Pooler 2-5
USU: Mays 18-208, 3TD; Hervey 3-84, TD; Lindsey 11-67, TD; Myers 7-53; Hunt 2-12, TD; Hobbs 1-8

INDIVIDUAL PASSING (C-A-I, Yds, TD)

WSU: Clark 15-27-1, 137, 0
USU: Myers 11-17-0, 100, 0

INDIVIDUAL RECEIVING

WSU: Vollert 5-70, Livingston 4-18, Satuala 2-19
USU: Houston 3-32, Lewis 3-26, Van Leeuwen 2-28, Rodriguez 1-9, Horne 1-5, Artist 1-0

USU Punt Returns: Rodriguez 2-28

USU KO Returns: Hunt 1-29; Williams 1-9

USU Interception Returns: Leavitt 1-0

USU Tackle Leaders: Uasike 9, Williams 7, Huerta 7, Leavitt 6, Gray 6, Togiati 6

UTAH STATE STARTERS

OFFENSE

LT	Albrecht
LG	Hockel
C	Stephens
RG	Simonich
RT	Brooksby
WR	Van Leeuwen
WR	Rodriguez
TE	Houston
RB	Lindsey
RB	Mays
QB	Myers

DEFENSE

DE	Togiati
DT	Seefeldt
DT	Ali'ifua
LB	Larsen
LB	Uasike
LB	Huerta
CB	Davis
CB	Gray
FS	Centers
BS	Leavitt
FS	Rocquemore



Senior RB Devante Mays (32) rushed for a career-best 208 yards and a career-high-tying three touchdowns on 18 carries in the Aggies' season-opening 45-6 home win against Weber State.

LOGAN, Utah - Utah State senior RB Devante Mays rushed for a career-high 208 yards and three first-half touchdowns to help the Aggies kick off the 2016 campaign with a dominating 45-6 victory against Weber State on Thursday, Sept. 1, 2016, on Merlin Olsen Field at renovated Maverik Stadium.

Mays became the first Aggie to rush for more than 200 yards in a game since Kerwynn Williams gained 235 yards in the 2012 Famous Idaho Potato Bowl against Toledo.

Utah State (1-0, 0-0 Mountain West) finished with 528 yards of total offense, including 428 on the ground. Junior QB Kent Myers was 11-of-17 passing for 100 yards. His favorite targets on the night were senior TE Wyatt Houston and freshman WR Rayshad Lewis, who both caught three passes for 32 and 26 yards, respectively.

Four different running backs scored rushing touchdowns for the Aggies. Mays had three of them, while sophomore Justen Hervey and juniors Tony Lindsey, Jr., and LaJuan Hunt, each had one.

Weber State (0-1, 0-0 Big Sky) finished with 245 yards of total offense, but only 89 yards in the second half.

Playing in his first-ever game, senior Leki Uasike started at linebacker for Utah State and recorded a team-best nine tackles. Fellow linebackers Anthony Williams, a senior, and Alex Huerta, a junior, added seven stops apiece. Redshirt junior BS Dallin Leavitt added six tackles and the game's lone turnover on an interception.

Utah State found the end zone on just its second play from scrimmage as Mays took the direct snap and scored on an 18-yard touchdown run to give the Aggies a 7-0 lead with 12:41 left in the first quarter.

Mays added two more touchdown runs of 18 and a career-best 66 yards, respectively, to help Utah State, which has defeated the Wildcats eight straight times, build a 21-0 lead with 14:35 to go in the second quarter.

Weber State cut into the lead just before the half when sophomore RB Treshawn Garrett scored on a 1-yard touchdown run with 26 seconds remaining in the second quarter. The Wildcats failed to convert on the extra point, though, when they bobbled the snap, and went into the locker room trailing 21-6. Garrett rushed for 96 yards on 22 carries.

The Aggies took the second-half kickoff and marched 70 yards in seven plays, capped by Hunt's 9-yard touchdown run to make it 28-6 with 11:59 left in the third quarter.

Following an interception - the first of his career - by Leavitt on a third-down play, USU turned the game's only turnover into three points. Senior PK Brock Warren capped the 11-play drive with a 31-yard field goal to give the Aggies a 31-6 lead with 5:19 remaining in the third.

Lindsey, Jr., recorded his first-career touchdown when he ran untouched into the end zone from a career-long 35 yards, giving USU a 38-6 lead early in the fourth quarter. The junior finished with 67 yards rushing on 11 carries, both career highs.

Hervey also made his presence felt on the ground as he scored on a career-long 80-yard touchdown run with 7:50 to go, giving the Aggies a 45-6 lead over the Wildcats. Hervey rushed for 84 yards on three carries.

Utah State, which went 1-for-15 on third-down conversions in last year's season-opening 12-9 win against Southern Utah, was 9-for-12 this time around.



Junior BS Dallin Leavitt (2) had six tackles and his first career interception against the Wildcats.





ALEX BYERS
WR • 6-2 • 185 • JR-JC
Riverview, Fla.
(Spoto HS)
(Antelope Valley CC)

1

CAREER STATS - RECEIVING

Table with 7 columns: Year, G/GS, Rec, Yds, Avg, TD, Long. Row for 2016: 9/0, 2, 49, 24.5, 0, 43

CAREER HIGHS - RECEIVING

Receptions: 1, twice
Yards: 43, vs. San Diego State (10/28/16)
Long Catch: 43, vs. San Diego State (10/28/16)

CAREER STATS - RUSHING

Table with 6 columns: Year, Rush, Yds, Avg, TD, Long. Row for 2016: 1, 10, 10.0, 0, 10

CAREER HIGHS - RUSHING

Rushes: 1, vs. Fresno State (10/22/16)
Yards: 10, vs. Fresno State (10/22/16)
Long Rush: 10, vs. Fresno State (10/22/16)

GAME-BY-GAME RECEIVING

Table with 7 columns: 2016, G/GS, Rec, Yds, Avg, TD, LG. Rows for various opponents like WSU, USC, ASU, etc.

GAME-BY-GAME RUSHING

Table with 6 columns: 2016, Att, Yds, Avg, TD, LG. Rows for various opponents like WSU, USC, ASU, etc.



DALLIN LEAVITT
BS • 5-10 • 205 • JR-RS
Portland, Ore.
(Central Catholic HS)
(BYU)

2

CAREER STATS - DEFENSE

Table with 10 columns: Year, G/GS, UA-AT-TT, TFL, Sack, INT, PB, FF, FR. Row for 2016: 7/7, 29-24-53, 2.0-10, 0.0-0, 2, 1, 0, 0

CAREER HIGHS - DEFENSE

Tackles: 15, at USC (9/10/16)
TFL: 2.0, at Texas (9/6/14)
Sacks: 1.0, at Texas (9/6/14)
INT: 1, twice
PBU: 1, three times
QBH: 1, twice

CAREER STATS - KICKOFF RETURNS

Table with 6 columns: Year, Ret, Yds, Avg, TD, Long. Row for 2016: 1, 13, 13.0, 0, 13

CAREER HIGHS - KICKOFF RETURNS

Returns: 1, vs. Air Force (9/24/16)
Yards: 13, vs. Air Force (9/24/16)
Long Return: 13, vs. Air Force (9/24/16)

GAME-BY-GAME DEFENSE

Table with 10 columns: 2016, G/GS, U-A-T, TFL, Sack, INT, PB, QH, F/R. Rows for various opponents like WSU, USC, ASU, etc.

GAME-BY-GAME KICKOFF RETURNS

Table with 6 columns: 2016, Ret, Yds, Avg, TD, LG. Rows for various opponents like WSU, USC, ASU, etc.



KENT MYERS
QB • 6-0 • 200 • JR-2L
Rowlett, Texas
(Sachse HS)

2

CAREER STATS - PASSING

Table with 10 columns: Year, G/GS, Att, Cmp, Int, Pct, Yds, TD, LG, EFF. Row for 2016: 11/11, 338, 199, 7, 5.89, 2,286, 10, 68, 121.3

CAREER HIGHS - PASSING

Attempts: 50, at Boise St. (10/1/16)
Completions: 29, twice
Passing Yards: 364, at Air Force (11/14/15)
Long Pass: 70, at Hawai'i (11/1/14)
Passing TDs: 4, at Air Force (11/14/15)

CAREER STATS - RUSHING

Table with 6 columns: Year, Rush, Yds, Avg, TD, Long. Row for 2016: 104, 407, 3.9, 6, 45

CAREER HIGHS - RUSHING

Rushes: 16, vs. Colorado St. (10/3/15)
Rushing Yards: 191, vs. Colorado St. (10/3/15)
Long Rush: 60, vs. San José St. (11/21/14)
Rushing TDs: 3, vs. San José St. (11/21/14)

CAREER STATS - TOTAL OFFENSE

Table with 5 columns: Year, Rush, Pass, Total, Avg/G. Row for 2016: 407, 2,286, 2,693, 244.8

GAME-BY-GAME PASSING

Table with 10 columns: 2016, G/GS, Cmp, Att, Pct, Yds, TD, INT, LG. Rows for various opponents like WSU, USC, ASU, etc.

Table with 10 columns: 2015, G/GS, Comp, Att, Pct, Yds, TD, INT, LG. Rows for various opponents like CSU, FS, BSU, etc.

Table with 10 columns: 2014, G/GS, Comp, Att, Pct, Yds, TD, INT, LG. Rows for various opponents like UNLV, UH, WYO, etc.

GAME-BY-GAME RUSHING

Table with 6 columns: 2016, Att, Yds, Avg, TD, LG. Rows for various opponents like WSU, USC, ASU, etc.

Table with 6 columns: 2015, Att, Yds, Avg, TD, LG. Rows for various opponents like CSU, FS, BSU, etc.

Table with 6 columns: 2014, Att, Yds, Avg, TD, LG. Rows for various opponents like UNLV, UH, WYO, etc.





MARQUAN ELLISON 3
 FS • 5-10 • 195 • SR-2L
 Milwaukee, Wis.
 (Bradley Tech HS)

CAREER STATS - DEFENSE

Year	G/GS	UA-AT-TT	TFL	Sack	INT	PB	FF	FR
2013	9/0	0-0-0	0.0-0	0.0-0	0-0	0	0	1
2014	11/0	2-0-2	0.0-0	0.0-0	0-0	0	0	0
2015	5/0	1-0-1	0.0-0	0.0-0	0-0	0	0	0
2016	10/0	6-7-13	2.0-14	1.0-12	0-0	1	0	0
TOTAL	35/0	9-7-16	2.0-14	1.0-12	0-0	1	0	1

CAREER HIGHS - DEFENSE

Tackles: 5, twice
 TFL: 1.0, at Wyoming (11/5/16)
 PBU: 1, vs. New Mexico (11/12/16)
 FR: 1, vs. Wyoming (11/30/13)

CAREER STATS - KICKOFF RETURNS

Year	Ret	Yds	Avg	TD	LG
2016	6	161	26.8	0	38

CAREER HIGHS - KICKOFF RETURNS

Returns: 2, three times
 Yards: 74, at Wyoming (11/5/16)
 Long Return: 38, at Wyoming (11/5/16)

GAME-BY-GAME DEFENSE

2016	G/GS	U-A-T	TFL	Sack	INT	PB	QH	F/R
WSU	1/0	1-0-1	0.0-0	0.0-0	0	0	0	0/0
at USC	1/0	0-1-1	0.0-0	0.0-0	0	0	0	0/0
ASU	1/0	0-0-0	0.0-0	0.0-0	0	0	0	0/0
AFA	1/0	0-0-0	0.0-0	0.0-0	0	0	0	0/0
at BSU	1/0	0-0-0	0.0-0	0.0-0	0	0	0	0/0
at CSU	0/0	0-0-0	0.0-0	0.0-0	0	0	0	0/0
FS	1/0	0-0-0	0.0-0	0.0-0	0	0	0	0/0
SDSU	1/0	0-0-0	0.0-0	0.0-0	0	0	0	0/0
at WYO	1/0	1-0-1	1.0-12	1.0-12	0	0	0	0/0
UNM	1/0	2-3-5	0.5-2	0.0-0	0	1	0	0/0
at NEV	1/0	2-3-5	0.5-0	0.0-0	0	0	0	0/0
at BYU								

2015	G/GS	U-A-T	TFL	Sack	INT	PB	QH	F/R
SUU	1/0	1-0-1	0.0-0	0.0-0	0	0	0	0/0
at Utah	1/0	0-0-0	0.0-0	0.0-0	0	0	0	0/0
at Wash	1/0	0-0-0	0.0-0	0.0-0	0	0	0	0/0
at AFA	1/0	0-0-0	0.0-0	0.0-0	0	0	0	0/0
NEV	1/0	0-0-0	0.0-0	0.0-0	0	0	0	0/0

DNP: CSU, @FS, BSU, @SDSU, WYO, @UNM, BYU, vs. AKR

2014	G/GS	U-A-T	TFL	Sack	INT	PB	QH	F/R
at Tenn	1/0	0-0-0	0.0-0	0.0-0	0	0	0	0/0
ISU	1/0	0-0-0	0.0-0	0.0-0	0	0	0	0/0
WF	1/0	0-0-0	0.0-0	0.0-0	0	0	0	0/0
at ASU	1/0	0-0-0	0.0-0	0.0-0	0	0	0	0/0
at BYU	1/0	0-0-0	0.0-0	0.0-0	0	0	0	0/0
AFA	1/0	0-0-0	0.0-0	0.0-0	0	0	0	0/0
at CSU	1/0	0-0-0	0.0-0	0.0-0	0	0	0	0/0
UNLV	1/0	0-0-0	0.0-0	0.0-0	0	0	0	0/0
at UH	1/0	0-0-0	0.0-0	0.0-0	0	0	0	0/0
at WYO	1/0	1-0-1	0.0-0	0.0-0	0	0	0	0/0
UNM	1/0	1-0-1	0.0-0	0.0-0	0	0	0	0/0

DNP: SJSU, @BSU, vs. UTEP

2013	G/GS	U-A-T	TFL	Sack	INT	PD	QH	F/R
BYU	1/0	0-0-0	0.0-0	0.0-0	0	0	0	0/0
BSU	1/0	0-0-0	0.0-0	0.0-0	0	0	0	0/0
at UNM	1/0	0-0-0	0.0-0	0.0-0	0	0	0	0/0
UH	1/0	0-0-0	0.0-0	0.0-0	0	0	0	0/0
at UNLV	1/0	1-0-1	0.0-0	0.0-0	0	0	0	0/0
CSU	1/0	1-0-1	0.0-0	0.0-0	0	0	0	0/0
WYO	1/0	0-0-0	0.0-0	0.0-0	0	0	0	0/0
at FS	1/0	0-0-0	0.0-0	0.0-0	0	0	0	0/0
vs. NIU	1/0	0-0-0	0.0-0	0.0-0	0	0	0	0/0

DNP: @Utah, @AFA, WSU, @USC, @SJSU

GAME-BY-GAME KICKOFF RETURNS

2016	Ret	Yds	Avg	TD	LG
WSU	0	0	0.0	0	0
at USC	0	0	0.0	0	0
ASU	1	0	0.0	0	0
AFA	0	0	0.0	0	0
at BSU	0	0	0.0	0	0
at CSU	0	0	0.0	0	0
FS	0	0	0.0	0	0
SDSU	0	0	0.0	0	0
at WYO	2	74	37.0	0	38
UNM	2	50	25.0	0	25
at NEV	2	37	18.5	0	19
at BYU					



TONNY LINDSEY, JR. 4
 RB • 5-9 • 195 • JR-1L
 Long Beach, Calif.
 (Woodrow Wilson HS)
 (Cerritos JC)

CAREER STATS - RUSHING

Year	G/GS	Rush	Yds	Avg	TD	Long
2015	9/1	12	93	7.8	0	24
2016	11/9	140	716	5.1	6	68
TOTAL	20/10	152	809	5.3	6	68

CAREER HIGHS - RUSHING

Rushes: 23, vs. Fresno State (10/22/16)
 Rushing Yards: 168, at Nevada (11/19/16)
 Long Rush: 68, at Nevada (11/19/16)
 Rushing TDs: 2, twice

CAREER STATS - RECEIVING

Year	Rec	Yds	Avg	TD	Long
2015	2	2	1.0	0	2
2016	17	123	7.2	0	41
TOTAL	19	125	6.6	0	41

CAREER HIGHS - RECEIVING

Receptions: 4, twice
 Receiving Yards: 41, vs. Wyoming (11/5/16)
 Long Catch: 41, vs. Wyoming (11/5/16)
 Receiving TDs: 0

CAREER STATS - KICKOFF RETURNS

Year	Ret	Yds	Avg	TD	LG
2016	2	31	15.5	0	31
TOTAL	2	31	15.5	0	31

CAREER HIGHS - KICKOFF RETURNS

Returns: 1, twice
 Yards: 31, at USC (9/10/16)
 Long Return: 31, at USC (9/10/16)

GAME-BY-GAME RUSHING

2016	G/GS	Att	Yds	Avg	TD	LG
WSU	1/1	11	67	6.1	1	35
at USC	1/0	4	17	4.2	0	7
ASU	1/1	19	98	5.2	2	28
AFA	1/1	17	18	1.1	0	8
at BSU	1/1	17	15	1.9	0	6
at CSU	1/0	17	137	8.1	0	26
FS	1/1	23	90	3.9	0	20
SDSU	1/1	3	5	1.7	0	2
at WYO	1/1	5	75	15.0	0	29
UNM	1/1	12	26	2.2	2	13
at NEV	1/1	21	168	8.0	1	68
at BYU						

2015	G/GS	Att	Yds	Avg	TD	LG
CSU	1/0	0	0	0.0	0	0
at FS	1/0	4	16	4.0	0	5
BSU	1/0	0	0	0.0	0	0
at SDSU	1/0	0	0	0.0	0	0
WYO	1/0	3	39	13.0	0	17
at AFA	1/0	2	12	6.0	0	10
NEV	1/1	1	2	2.0	0	2

BYU	1/0	2	24	12.0	0	24
vs. AKR	1/0	0	0	0.0	0	0

DNP: SUU, @Utah, @Wash, @UNM

GAME-BY-GAME RECEIVING

2016	Rec	Yds	Avg	TD	LG
WSU	0	0	0.0	0	0
at USC	4	8	2.0	0	4
ASU	1	12	12.0	0	12
AFA	4	40	10.0	0	24
at BSU	3	-2	-1.5	0	1
at CSU	3	16	5.3	0	9
FS	1	8	8.0	0	8
SDSU	0	0	0.0	0	0
at WYO	1	41	41.0	0	41
UNM	0	0	0.0	0	0
at NEV	0	0	0.0	0	0
at BYU					

2015	Rec	Yds	Avg	TD	LG
CSU	0	0	0.0	0	0
at FS	0	0	0.0	0	0
BSU	0	0	0.0	0	0
at SDSU	1	2	2.0	0	2
WYO	0	0	0.0	0	0
at AFA	0	0	0.0	0	0
NEV	1	0	0.0	0	0
BYU	0	0	0.0	0	0
vs. AKR	0	0	0.0	0	0

DNP: SUU, @Utah, @Wash, @UNM

GAME-BY-GAME KICKOFF RETURNS

2016	Ret	Yds	Avg	TD	LG
WSU	0	0	0.0	0	0
at USC	1	31	31.0	0	31
ASU	1	0	0.0	0	0
AFA	0	0	0.0	0	0
at BSU	0	0	0.0	0	0
at CSU	0	0	0.0	0	0
FS	0	0	0.0	0	0
SDSU	0	0	0.0	0	0
at WYO	0	0	0.0	0	0
UNM	0	0	0.0	0	0
at NEV	0	0	0.0	0	0
at BYU					



JAREN COLSTON-GREEN 5
 WR • 6-1 • 175 • JR-1L
 Tallahassee, Fla.
 (Leon HS)
 (Arizona Western JC)

CAREER STATS - RECEIVING

Year	G/GS	Rec	Yds	Avg	TD	Long
2015	9/0	2	54	27.0	1	34
2016	10/3	6	176	29.3	1	49
TOTAL	19/3	8	230	28.8	2	49

CAREER HIGHS - RECEIVING

Receptions: 2, twice
 Receiving Yards: 54, vs. Wyoming (10/30/15)
 Receiving TDs: 1, twice
 Long Catch: 49, at Wyoming (11/5/16)

GAME-BY-GAME RECEIVING

2016	G/GS	Rec	Yds	Avg	TD	LG
WSU	1/0	0	0	0.0	0	0
at USC						



2016 UTAH STATE FOOTBALL PLAYER PROFILES

2015	G/GS	Rec	Yds	Avg	TD	LG
SUU	1/0	0	0	0.0	0	0
at Wash	1/0	0	0	0.0	0	0
CSU	1/0	0	0	0.0	0	0
at FS	1/0	0	0	0.0	0	0
BSU	1/0	0	0	0.0	0	0
WYO	1/0	2	54	27.0	1	54
at UNM	1/0	0	0	0.0	0	0
at AFA	1/0	0	0	0.0	0	0
BYU	1/0	0	0	0.0	0	0

DNP: @Utah, @SDSU, NEV, vs. AKR



CAMERON HANEY **6**
 CB • 5-11 • 180 • FR-RS
 Los Angeles, Calif.
 (Cathedral HS)

CAREER STATS - DEFENSE

Year	G/GS	UA-AT-TT	TFL	Sack	INT	PB	FF	FR
2016	11/1	10-5-15	0.0-0	0.0-0	0	3	0	0

CAREER HIGHS - DEFENSE

Tackles: 8, vs. Fresno State (10/22/16)
 PBU: 2, vs. Fresno State (10/22/16)

GAME-BY-GAME DEFENSE

2016	G/GS	U-A-T	TFL	Sack	INT	PB	QH	F/R
WSU	1/0	0-0-0	0.0-0	0.0-0	0	0	0	0/0
at USC	1/0	0-0-0	0.0-0	0.0-0	0	0	0	0/0
ASU	1/0	0-1-1	0.0-0	0.0-0	0	0	0	0/0
AFA	1/0	0-1-1	0.0-0	0.0-0	0	0	0	0/0
at BSU	1/0	0-1-1	0.0-0	0.0-0	0	0	0	0/0
at CSU	1/0	1-0-1	0.0-0	0.0-0	0	0	0	0/0
FS	1/1	6-2-8	0.0-0	0.0-0	0	2	0	0/0
SDSU	1/0	1-0-1	0.0-0	0.0-0	0	0	0	0/0
at WYO	1/0	0-0-0	0.0-0	0.0-0	0	0	0	0/0
UNM	1/0	2-0-2	0.0-0	0.0-0	0	1	0	0/0
at NEV	1/0	0-0-0	0.0-0	0.0-0	0	0	0	0/0
at BYU								



DANIEL GRAY **7**
 CB • 5-10 • 190 • SR-2L
 Fort Lauderdale, Fla.
 (Boyd Anderson HS)
 (Tennessee)

CAREER STATS - DEFENSE

Year	G/GS	UA-AT-TT	TFL	Sack	INT	PB	FF	FR
2014	13/7	19-10-29	0.0-0	0.0-0	0-0	5	0	1
2015	12/2	8-5-13	0.5-0	0.0-0	0-0	1	0	0
2016	11/9	25-20-45	1.0-6	0.0-0	1-0	4	0	0
TOTAL	36/18	52-35-87	1.5-6	0.0-0	1-0	10	0	1

CAREER HIGHS - DEFENSE

Tackles: 6, three times
 TFL: 1.0, at USC (9/10/16)
 INT: 1, at Wyoming (11/5/16)
 PBU: 2, vs. Wake Forest (9/13/14)
 QBH: 1, vs. Wake Forest (9/13/14)
 TD: 1, at Boise State (11/29/14)

GAME-BY-GAME DEFENSE

2016	G/GS	U-A-T	TFL	Sack	INT	PB	QH	F/R
WSU	1/1	1-5-6	0.0-0	0.0-0	0	0	0	0/0
at USC	1/1	1-0-1	1.0-6	0.0-0	0	1	0	0/0
ASU	1/0	1-2-3	0.0-0	0.0-0	0	1	0	0/0
AFA	1/1	1-1-2	0.0-0	0.0-0	0	0	0	0/0
at BSU	1/1	6-0-6	0.0-0	0.0-0	0	1	0	0/0
at CSU	1/1	2-3-5	0.0-0	0.0-0	0	1	0	0/0
FS	1/1	1-2-3	0.0-0	0.0-0	0	0	0	0/0
SDSU	1/0	2-2-4	0.0-0	0.0-0	0	0	0	0/0
at WYO	1/1	3-2-5	0.0-0	0.0-0	1	0	0	0/0
UNM	1/1	3-2-5	0.0-0	0.0-0	0	0	0	0/0
at NEV	1/1	4-1-5	0.0-0	0.0-0	0	0	0	0/0
at BYU								

2015	G/GS	U-A-T	TFL	Sack	INT	PB	QH	F/R
SUU	1/0	3-2-5	0.0-0	0.0-0	0	1	0	0/0
at Utah	1/1	1-1-2	0.0-0	0.0-0	0	0	0	0/0
at Wash	1/0	2-1-3	0.5-0	0.0-0	0	0	0	0/0
CSU	1/0	0-0-0	0.0-0	0.0-0	0	0	0	0/0
at FS	1/1	1-0-1	0.0-0	0.0-0	0	0	0	0/0
BSU	1/0	0-0-0	0.0-0	0.0-0	0	0	0	0/0
at SDSU	1/0	0-0-0	0.0-0	0.0-0	0	0	0	0/0
WYO	1/0	0-1-1	0.0-0	0.0-0	0	0	0	0/0
at UNM	1/0	0-0-0	0.0-0	0.0-0	0	0	0	0/0
at AFA	1/0	1-0-1	0.0-0	0.0-0	0	0	0	0/0
NEV	1/0	0-0-0	0.0-0	0.0-0	0	0	0	0/0
BYU	1/0	0-0-0	0.0-0	0.0-0	0	0	0	0/0

DNP: vs. AKR

2014	G/GS	U-A-T	TFL	Sack	INT	PB	QH	F/R
at Tenn	1/1	2-4-6	0.0-0	0.0-0	0	0	0	0/0
ISU	1/1	1-2-3	0.0-0	0.0-0	0	1	0	0/0
WF	1/1	3-1-4	0.0-0	0.0-0	0	2	1	0/0
at ASU	1/1	2-2-4	0.0-0	0.0-0	0	1	0	0/0
at BYU	1/1	2-0-2	0.0-0	0.0-0	0	0	0	0/0
AFA	1/0	2-0-2	0.0-0	0.0-0	0	0	0	0/0
at CSU	1/1	3-0-3	0.0-0	0.0-0	0	0	0	0/0
UNLV	1/1	0-1-1	0.0-0	0.0-0	0	1	0	0/0
at WYO	1/0	0-0-0	0.0-0	0.0-0	0	0	0	0/0
UNM	1/0	3-0-3	0.0-0	0.0-0	0	0	0	0/0

DNP: @UH, SJSU, @BSU, vs. UTEP



WESLEY BAILEY **8**
 CB • 6-1 • 195 • JR-RS
 Huntsville, Ala.
 (J.L. Johnson HS)
 (Eastern Arizona CC)

CAREER STATS - DEFENSE

Year	G/GS	UA-AT-TT	TFL	Sack	INT	PB	FF	FR
2016	10/6	19-5-24	0.5-2	0.0-0	0	4	0	0

CAREER HIGHS - DEFENSE

Tackles: 7, at USC (9/10/16)
 TFL: 0.5, at USC (9/10/16)
 PBU: 2, vs. Fresno State (10/22/16)

GAME-BY-GAME DEFENSE

2016	G/GS	U-A-T	TFL	Sack	INT	PB	QH	F/R
WSU	1/0	0-1-1	0.0-0	0.0-0	0	1	0	0/0
at USC	1/1	6-1-7	0.5-2	0.0-0	0	0	0	0/0
ASU	1/1	2-0-2	0.0-0	0.0-0	0	0	0	0/0
AFA	1/0	0-0-0	0.0-0	0.0-0	0	0	0	0/0
at BSU	1/0	3-0-3	0.0-0	0.0-0	0	0	0	0/0
at CSU	0/0	0-0-0	0.0-0	0.0-0	0	0	0	0/0
FS	1/0	0-0-0	0.0-0	0.0-0	0	2	0	0/0
SDSU	1/1	1-0-1	0.0-0	0.0-0	0	0	0	0/0
at WYO	1/1	3-0-3	0.0-0	0.0-0	0	0	0	0/0
UNM	1/1	3-2-5	0.0-0	0.0-0	0	0	0	0/0
at NEV	1/1	1-1-2	0.0-0	0.0-0	0	1	0	0/0
at BYU								



RAYSHAD LEWIS **9**
 WR • 5-10 • 165 • FR-HS
 Orlando, Fla.
 (Bishop Moore HS)

CAREER STATS - RECEIVING

Year	G/GS	Rec	Yds	Avg	TD	Long
2016	11/7	37	463	12.5	2	68

CAREER HIGHS - RECEIVING

Receptions: 7, three times
 Receiving Yards: 106, at Colorado St. (10/8/16)
 Receiving TDs: 1, twice
 Long Catch: 68, vs. Arkansas State (9/16/16)

CAREER STATS - RUSHING

Year	Rush	Yds	Avg	TD	Long
2016	10	110	11.0	1	59

CAREER HIGHS - RUSHING

Rushes: 4, at Nevada (11/19/16)
 Rushing Yards: 83, at Nevada (11/19/16)
 Long Rush: 59, at Nevada (11/19/16)
 Rushing TDs: 1, at Nevada (11/19/16)

CAREER STATS - PUNT RETURNS

Year	RET	YDS	AVG	TD	LG
2016	1	0	0.0	0	0

CAREER HIGHS - PUNT RETURNS

Returns: 1, vs. Wyoming (11/5/16)
 Yards: 0, vs. Wyoming (11/5/16)
 Long Return: 0, vs. Wyoming (11/5/16)

GAME-BY-GAME RECEIVING

2016	G/GS	Rec	Yds	Avg	TD	LG
WSU	1/0	3	26	11.7	0	24
at USC	1/1	4	34	8.5	0	24
ASU	1/0	2	73	36.5	0	68
AFA	1/1	3	52	17.3	1	43
at BSU	1/1	7	82	11.7	0	38
at CSU	1/1	7	106	15.1	0	40
FS	1/0	2	4	2.0	0	5
SDSU	1/1	1	22	22.0	0	22
at WYO	1/1	7	56	8.0	1	18
UNM	1/0	1	8	8.0	0	8
at NEV	1/1	0	0	0.0	0	0
at BYU						

GAME-BY-GAME RUSHING

2016	Att	Yds	Avg	TD	LG
WSU	0	0	0.0	0	0
at USC	1	0	0.0	0	0
ASU	0	0	0.0	0	0
AFA	0	0	0.0	0	0
at BSU	0	0	0.0	0	0
at CSU	2	16	8.0	0	15
FS	1	14	14.0	0	14
SDSU	1	-5	-5.0	0	0
at WYO	1	2	2.0	0	2
UNM	0	0	0.0	0	0
at NEV	4	83	20.8	1	59
at BYU					

GAME-BY-GAME PUNT RETURNS

2016	Ret	Yds	Avg	TD	LG
WSU	0	0	0.0	0	0
at USC	0	0	0.0	0	0
ASU	0	0	0.0	0	0
AFA	0	0	0.0	0	0
at BSU	0	0	0.0	0	0
at CSU	0	0	0.0	0	0
FS	0	0	0.0	0	0
SDSU	0	0	0.0	0	0
at WYO	1	0	0.0	0	0
UNM	0	0	0.0	0	0
at NEV	0	0	0.0	0	0
at BYU					



CHASEN ANDERSEN **10**
 LB • 5-11 • 220 • SO-1L
 Logan, Utah
 (Logan HS)
 (Wisconsin)

CAREER STATS - DEFENSE

Year	G/GS	UA-AT-TT	TFL	Sack	INT	PB	FF	FR
2015	13/0	7-6-13	0.0-0	0.0-0	0-0	0	0	0
2016	0/0	0-0-0	0.0-0	0.0-0	0-0	0	0	0
TOTAL	13/0	7-6-13	0.0-0	0.0-0	0-0	0	0	0

CAREER HIGHS - DEFENSE

Tackles: 3, vs. Wyoming (10/30/15)



2016 UTAH STATE FOOTBALL PLAYER PROFILES



GAME-BY-GAME DEFENSE

2016	G/GS	U-A-T	TFL	Sack	INT	PB	QH	F/R
WSU	0/0	0-0-0	0.0-0	0.0-0	0	0	0	0/0
at USC	0/0	0-0-0	0.0-0	0.0-0	0	0	0	0/0
ASU	0/0	0-0-0	0.0-0	0.0-0	0	0	0	0/0
AFA	0/0	0-0-0	0.0-0	0.0-0	0	0	0	0/0
at BSU	0/0	0-0-0	0.0-0	0.0-0	0	0	0	0/0
at CSU	0/0	0-0-0	0.0-0	0.0-0	0	0	0	0/0
FS	0/0	0-0-0	0.0-0	0.0-0	0	0	0	0/0
SDSU	0/0	0-0-0	0.0-0	0.0-0	0	0	0	0/0
at WYO	0/0	0-0-0	0.0-0	0.0-0	0	0	0	0/0
UNM	0/0	0-0-0	0.0-0	0.0-0	0	0	0	0/0
at NEV	0/0	0-0-0	0.0-0	0.0-0	0	0	0	0/0
at BYU								

2015	G/GS	U-A-T	TFL	Sack	INT	PB	QH	F/R
SUU	1/0	0-0-0	0.0-0	0.0-0	0	0	0	0/0
at Utah	1/0	0-0-0	0.0-0	0.0-0	0	0	0	0/0
at Wash	1/0	0-0-0	0.0-0	0.0-0	0	0	0	0/0
CSU	1/0	0-2-2	0.0-0	0.0-0	0	0	0	0/0
at FS	1/0	2-0-2	0.0-0	0.0-0	0	0	0	0/0
BSU	1/0	0-0-0	0.0-0	0.0-0	0	0	0	0/0
at SDSU	1/0	1-0-1	0.0-0	0.0-0	0	0	0	0/0
WYO	1/0	1-2-3	0.0-0	0.0-0	0	0	0	0/0
at UNM	1/0	1-0-1	0.0-0	0.0-0	0	0	0	0/0
at AFA	1/0	1-0-1	0.0-0	0.0-0	0	0	0	0/0
NEV	1/0	0-0-0	0.0-0	0.0-0	0	0	0	0/0
BYU	1/0	0-2-2	0.0-0	0.0-0	0	0	0	0/0
vs. AKR	1/0	1-0-1	0.0-0	0.0-0	0	0	0	0/0

DAMION HOBBS
QB • 6-1 • 225 • JR-1L
 Cedar Hill, Texas
 (Cedar Hill HS)
 (Oregon)

11

CAREER STATS - PASSING

Year	G/GS	Att	Cmp	Int	Pct	Yds	TD	LG	EFF
2015	7/0	5	4	0	80.0	73	1	34	268.6
2016	9/0	19	8	1	42.1	68	0	24	61.6
TOTAL	16/0	24	12	1	50.0	141	1	34	104.7

CAREER HIGHS - PASSING

Attempts: 16, at Wyoming (11/5/16)
 Completions: 7, at Wyoming (11/5/16)
 Passing Yards: 68, at Wyoming (11/5/16)
 Long Pass: 34, vs. Wyoming (10/30/15)
 Passing TDs: 1, vs. Wyoming (10/30/15)

CAREER STATS - RUSHING

Year	Rush	Yds	Avg	TD	Long
2015	20	110	5.5	1	33
2016	22	107	4.9	5	11
TOTAL	42	217	5.2	6	33

CAREER HIGHS - RUSHING

Rushes: 6, three times
 Rushing Yards: 51, at Fresno St. (10/10/15)
 Long Rush: 33, at Fresno St. (10/10/15)
 Rushing TDs: 3, at Wyoming (11/5/16)

CAREER STATS - TOTAL OFFENSE

Year	Rush	Pass	Total	Avg/G
2015	110	73	183	26.1
2016	107	68	175	19.4
TOTAL	217	141	358	22.4

GAME-BY-GAME PASSING

2016	G/GS	Cmp	Att	Pct	Yds	TD	INT	LG
WSU	1/0	0	0	0.0	0	0	0	0
at USC	1/0	0	2	0.0	0	0	0	0
ASU	1/0	0	0	0.0	0	0	0	0
AFA	0/0	0	0	0.0	0	0	0	0
at BSU	0/0	0	0	0.0	0	0	0	0
at CSU	1/0	1	1	1.000	0	0	0	0
FS	1/0	0	0	0.0	0	0	0	0
SDSU	1/0	0	0	0.0	0	0	0	0

at WYO	1/0	7	16	43.7	68	0	1	24
UNM	1/0	0	0	0.0	0	0	0	0
at NEV	1/0	0	0	0.0	0	0	0	0
at BYU								

2015	G/GS	Cmp	Att	Pct	Yds	TD	INT	LG
at Wash	1/0	0	0	0.0	0	0	0	0
CSU	1/0	0	0	0.0	0	0	0	0
at FS	1/0	1	2	.500	21	0	0	21
BSU	1/0	0	0	0.0	0	0	0	0
at SDSU	1/0	1	1	1.000	2	0	0	2
WYO	1/0	2	2	1.000	50	1	0	34
at UNM	1/0	0	0	0.0	0	0	0	0

DNP: SUU, @Utah, @AFA, NEV, BYU, vs. AKR

GAME-BY-GAME RUSHING

2016	Att	Yds	Avg	TD	LG
WSU	1	8	8.0	0	8
at USC	0	0	0.0	0	0
ASU	2	5	5.0	1	4
AFA	0	0	0.0	0	0
at BSU	0	0	0.0	0	0
at CSU	0	0	0.0	0	0
FS	1	4	4.0	1	4
SDSU	6	23	3.8	0	11
at WYO	6	24	4.0	3	11
UNM	5	42	8.4	0	26
at NEV	1	1	1.0	0	1
at BYU					

2015	Att	Yds	Avg	TD	LG
at Wash	2	3	1.5	0	5
CSU	2	5	2.5	0	3
at FS	5	51	10.2	1	33
BSU	6	21	3.5	0	8
at SDSU	0	0	0.0	0	0
WYO	1	2	2.0	0	2
at UNM	4	28	7.0	0	18

DNP: SUU, @Utah, @AFA, NEV, BYU, vs. AKR

ALEX HUERTA
LB • 6-3 • 240 • JR-1L
 Wellsville, Utah
 (Mountain Crest HS)

12

CAREER STATS - DEFENSE

Year	G/GS	UA-AT-TT	TFL	Sack	INT	PB	FF	FR
2014	0/0	0-0-0	0.0-0	0.0-0	0-0	0	0	0
2015	12/0	3-1-4	0.0-0	0.0-0	0-0	1	0	0
2016	11/7	13-32-45	2.0-7	0.0-0	0-0	0	0	0
TOTAL	23/7	16-33-49	2.0-7	0.0-0	0-0	1	0	0

CAREER HIGHS - DEFENSE

Tackles: 13, vs. Air Force (9/24/16)
 TFL: 1.5, at USC (9/10/16)
 PB: 1, vs. Wyoming (10/30/15)
 QBH: 1, vs. Air Force (9/24/16)

GAME-BY-GAME DEFENSE

2016	G/GS	U-A-T	TFL	Sack	INT	PB	QH	F/R
WSU	1/1	1-6-7	0.5-0	0.0-0	0	0	0	0/0
at USC	1/1	1-2-3	1.5-7	0.0-0	0	0	0	0/0
ASU	1/1	1-1-2	0.0-0	0.0-0	0	0	0	0/0
AFA	1/1	0-13-13	0.0-0	0.0-0	0	0	1	0/0
at BSU	1/1	2-0-2	0.0-0	0.0-0	0	0	0	0/0
at CSU	1/1	3-3-6	0.0-0	0.0-0	0	0	0	0/0
FS	1/1	2-2-4	0.0-0	0.0-0	0	0	0	0/0
SDSU	1/0	1-3-4	0.0-0	0.0-0	0	0	0	0/0
at WYO	1/0	2-2-4	0.0-0	0.0-0	0	0	0	0/0
UNM	1/0	0-0-0	0.0-0	0.0-0	0	0	0	0/0
at NEV	1/0	0-0-0	0.0-0	0.0-0	0	0	0	0/0
at BYU								

2015	G/GS	U-A-T	TFL	Sack	INT	PB	QH	F/R
at Utah	1/0	0-0-0	0.0-0	0.0-0	0	0	0	0/0
at Wash	1/0	0-0-0	0.0-0	0.0-0	0	0	0	0/0

CSU	1/0	0-0-0	0.0-0	0.0-0	0	0	0	0/0
at FS	1/0	3-0-3	0.0-0	0.0-0	0	0	0	0/0
BSU	1/0	0-0-0	0.0-0	0.0-0	0	0	0	0/0
at SDSU	1/0	0-0-0	0.0-0	0.0-0	0	0	0	0/0
WYO	1/0	0-1-1	0.0-0	0.0-0	0	1	0	0/0
at UNM	1/0	0-0-0	0.0-0	0.0-0	0	0	0	0/0
at AFA	1/0	0-0-0	0.0-0	0.0-0	0	0	0	0/0
NEV	1/0	0-0-0	0.0-0	0.0-0	0	0	0	0/0
BYU	1/0	0-0-0	0.0-0	0.0-0	0	0	0	0/0

DNP: SUU, vs. AKR

DJ NELSON
QB • 5-9 • 195 • SO-1L
 Logan, Utah
 (Logan HS)

12

CAREER STATS - PASSING

Year	G/GS	Att	Cmp	Int	Pct	Yds	TD	LG	EFF
2015	0/0	0	0	0	0.0	0	0	0	0.0
2016	1/0	1	1	0	1.000	12	0	12	200.8
TOTAL	1/0	1	1	0	1.000	12	0	12	200.8

CAREER HIGHS - PASSING

Attempts: 1, vs. Air Force (9/24/16)
 Completions: 1, vs. Air Force (9/24/16)
 Passing Yards: 12, vs. Air Force (9/24/16)
 Long Pass: 12, vs. Air Force (9/24/16)

CAREER STATS - RUSHING

Year	G/GS	Rush	Yds	Avg	TD	Long
2015	13/0	2	6	3.0	0	13
2016	1/0	0	0	0.0	0	0
TOTAL	14/0	2	6	3.0	0	13

CAREER HIGHS - RUSHING

Rushes: 1, twice
 Rushing Yards: 13, vs. BYU (11/28/15)
 Long Rush: 13, vs. BYU (11/28/15)

CAREER STATS - TOTAL OFFENSE

Year	Rush	Pass	Total	Avg/G
2015	6	0	6	2.1
2016	0	12	12	3.0
TOTAL	6	12	18	1.1

GAME-BY-GAME PASSING

2016	G/GS	Cmp	Att	Pct	Yds	TD	INT	LG
WSU	0/0	0	0	0.0	0	0	0	0
at USC	0/0	0	0	0.0	0	0	0	0
ASU	0/0	0	0	0.0	0	0	0	0
AFA	1/0	1	1	1.000	12	0	0	12
at BSU	0/0	0	0	0.0	0	0	0	0
at CSU	0/0	0	0	0.0	0	0	0	0
FS	0/0	0	0	0.0	0	0	0	0
SDSU	0/0	0	0	0.0	0	0	0	0
at WYO	0/0	0	0	0.0	0	0	0	0
UNM	0/0	0	0	0.0	0	0	0	0
at NEV	0/0	0	0	0.0	0	0	0	0
at BYU								

GAME-BY-GAME RUSHING

2016	Att	Yds	Avg	TD	LG
WSU	0	0	0.0	0	0
at USC	0	0	0.0	0	0
ASU	0	0	0.0		



2016 UTAH STATE FOOTBALL PLAYER PROFILES

2015	Att	Yds	Avg	TD	LG
SUU	0	0	0.0	0	0
at Utah	0	0	0.0	0	0
at Wash	0	0	0.0	0	0
CSU	0	0	0.0	0	0
at FS	0	0	0.0	0	0
BSU	0	0	0.0	0	0
at SDSU	0	0	0.0	0	0
WYO	0	0	0.0	0	0
at UNM	0	0	0.0	0	0
at AFA	0	0	0.0	0	0
NEV	0	0	0.0	0	0
BYU	1	13	13.0	0	13
vs. AKR	1	-7	-7.0	0	0



JALEN DAVIS
CB • 5-10 • 185 • JR-2L
 La Mesa, Calif.
 (Helix HS)

13

CAREER STATS - DEFENSE

Year	G/GS	UA-AT-TI	TFL	Sack	INT	PB	FF	FR
2014	13/13	44-17-61	4.0-12	1.0-8	2-65	7	1	0
2015	13/13	32-19-51	3.0-11	1.0-9	3-20	8	1	0
2016	9/9	22-13-35	5.0-20	2.0-13	0-0	6	1	0
TOTAL	34/34	98-49-147	12.0-43	4.0-30	5-85	21	3	0

CAREER HIGHS - DEFENSE

Tackles: 8, vs. Air Force (9/24/16)
 INT: 2, vs. Idaho State (9/6/14)
 PBU: 3, vs. Southern Utah (9/3/15)
 TD: 1, vs. Idaho State (9/6/14)
 QBH: 1, three times
 Sacks: 1.0, four times
 TFL: 2.0, three times
 FF: 1, three times

CAREER STATS - KICKOFF RETURNS

Year	Ret	Yds	Avg	TD	Long
2014	5	113	22.6	0	44
2015	6	106	17.7	0	20
2016	0	0	0.0	0	0
TOTAL	11	219	19.9	0	44

CAREER HIGHS - KICKOFF RETURNS

Returns: 2, three times
 Yards: 66, vs. San José State (11/21/14)
 Long Return: 44, vs. San José State (11/21/14)

CAREER STATS - PUNT RETURNS

Year	Ret	Yds	Avg	TD	Long
2015	6	57	9.5	0	35
2016	0	0	0.0	0	0
TOTAL	6	57	9.5	0	35

CAREER HIGHS - PUNT RETURNS

Returns: 3, at Utah (9/11/15)
 Yards: 35, vs. Southern Utah (9/3/15)
 Long Return: 35, vs. Southern Utah (9/3/15)

GAME-BY-GAME DEFENSE

2016	G/GS	U-A-T	TFL	Sack	INT	PB	QH	F/R
WSU	1/1	0-1-1	0.0-0	0.0-0	0	1	0	0/0
at USC	1/1	6-0-6	1.0-8	1.0-8	0	0	0	0/0
ASU	1/1	1-3-4	0.0-0	0.0-0	0	1	0	0/0
AFA	1/1	5-3-8	2.0-6	0.0-0	0	1	0	1/0
at BSU	1/1	1-2-3	1.0-1	0.0-0	0	1	0	0/0
at CSU	1/1	1-2-3	0.0-0	0.0-0	0	2	0	0/0
FS	1/1	3-2-5	0.0-0	0.0-0	0	0	0	0/0
SDSU	1/1	0-0-0	0.0-0	0.0-0	0	0	0	0/0
at WYO	0/0	0-0-0	0.0-0	0.0-0	0	0	0	0/0
UNM	0/0	0-0-0	0.0-0	0.0-0	0	0	0	0/0
at NEV	1/1	5-0-5	1.0-5	1.0-5	0	0	0	0/0
at BYU								

2015	G/GS	U-A-T	TFL	Sack	INT	PB	QH	F/R
SUU	1/1	3-1-4	2.0-10	1.0-9	0	3	0	0/0
at Utah	1/1	3-2-5	0.0-0	0.0-0	0	1	0	0/0
at Wash	1/1	4-1-5	1.0-1	0.0-0	0	0	0	0/0
CSU	1/1	1-4-5	0.0-0	0.0-0	1	1	1	0/0
at FS	1/1	0-0-0	0.0-0	0.0-0	0	0	0	0/0
BSU	1/1	4-3-7	0.0-0	0.0-0	1	2	0	1/0
at SDSU	1/1	1-0-1	0.0-0	0.0-0	0	0	0	0/0
WYO	1/1	1-2-3	0.0-0	0.0-0	0	0	1	0/0
at UNM	1/1	4-0-4	0.0-0	0.0-0	0	0	0	0/0
at AFA	1/1	6-1-7	0.0-0	0.0-0	0	1	0	0/0
NEV	1/1	0-1-1	0.0-0	0.0-0	0	0	0	0/0
BYU	1/1	1-3-4	0.0-0	0.0-0	0	0	0	0/0
vs. AKR	1/1	4-1-5	0.0-0	0.0-0	1	0	0	0/0

2014	G/GS	U-A-T	TFL	Sack	INT	PB	QH	F/R
at Tenn	1/1	1-3-4	0.0-0	0.0-0	0	0	0	0/0
ISU	1/1	0-1-1	0.0-0	0.0-0	2	1	0	0/0
WF	1/1	2-0-2	0.0-0	0.0-0	0	1	1	0/0
at ASU	1/1	2-0-2	0.0-0	0.0-0	0	1	0	0/0
at BYU	1/1	6-0-6	1.0-2	0.0-0	0	0	0	0/0
AFA	1/1	4-1-5	0.0-0	0.0-0	0	1	0	1/0
at CSU	1/1	5-2-7	2.0-9	1.0-8	0	0	0	0/0
UNLV	1/1	6-1-7	1.0-1	0.0-0	0	1	0	0/0
at UH	1/1	5-1-6	0.0-0	0.0-0	0	0	0	0/0
at WYO	1/1	4-3-7	0.0-0	0.0-0	0	0	0	0/0
UNM	1/1	4-3-7	0.0-0	0.0-0	0	1	0	0/0
SJSU	1/1	2-1-3	0.0-0	0.0-0	0	1	0	0/0
at BSU	1/1	3-1-4	0.0-0	0.0-0	0	0	0	0/0

DNP: vs. UTEP

GAME-BY-GAME KICKOFF RETURNS

2015	Ret	Yds	Avg	TD	LG
SUU	0	0	0.0	0	0
at Utah	0	0	0.0	0	0
at Wash	1	20	20.0	0	20
CSU	1	18	18.0	0	18
at FS	1	19	19.0	0	19
BSU	0	0	0.0	0	0
at SDSU	2	32	16.0	0	19
WYO	1	17	17.0	0	17
at UNM	0	0	0.0	0	0
at AFA	0	0	0.0	0	0
NEV	0	0	0.0	0	0
BYU	0	0	0.0	0	0
vs. AKR	0	0	0.0	0	0

2014	Ret	Yds	Avg	TD	LG
at Tenn	0	0	0.0	0	0
ISU	0	0	0.0	0	0
WF	0	0	0.0	0	0
at ASU	0	0	0.0	0	0
at BYU	0	0	0.0	0	0
AFA	0	0	0.0	0	0
at CSU	0	0	0.0	0	0
UNLV	0	0	0.0	0	0
at UH	0	0	0.0	0	0
at WYO	0	0	0.0	0	0
UNM	1	20	20.0	0	20
SJSU	2	66	33.0	0	4
at BSU	2	27	13.5	0	15

DNP: vs. UTEP

GAME-BY-GAME PUNT RETURNS

2015	Ret	Yds	Avg	TD	LG
SUU	2	35	17.5	0	35
at Utah	3	19	6.3	0	14
at Wash	0	0	0.0	0	0
CSU	0	0	0.0	0	0
at FS	0	0	0.0	0	0
BSU	0	0	0.0	0	0
at SDSU	1	3	3.0	0	3
WYO	0	0	0.0	0	0
at UNM	0	0	0.0	0	0
at AFA	0	0	0.0	0	0
NEV	0	0	0.0	0	0
BYU	0	0	0.0	0	0
vs. AKR	0	0	0.0	0	0



CHAD ARTIST
WR • 6-2 • 190 • FR-RS
 Logan, Utah
 (Logan HS)

14

CAREER STATS - RECEIVING

Year	G/GS	Rec	Yds	Avg	TD	Long
2016	8/0	1	0	0.0	0	0

CAREER HIGHS - RECEIVING

Receptions: 1, vs. Weber St. (9/1/16)
 Receiving Yards: 0, vs. Weber St. (9/1/16)

GAME-BY-GAME RECEIVING

2016	G/GS	Rec	Yds	Avg	TD	LG
WSU	1/0	1	0	0.0	0	0
at USC	1/0	0	0	0.0	0	0
ASU	1/0	0	0	0.0	0	0
AFA	1/0	0	0	0.0	0	0
at BSU	0/0	0	0	0.0	0	0
at CSU	0/0	0	0	0.0	0	0
FS	0/0	0	0	0.0	0	0
SDSU	1/0	0	0	0.0	0	0
at WYO	1/0	0	0	0.0	0	0
UNM	1/0	0	0	0.0	0	0
at NEV	1/0	0	0	0.0	0	0
at BYU						



ANTHONY WILLIAMS
LB • 6-1 • 245 • R-SR-1L
 Philadelphia, Pa.
 (Upper Dublin HS)
 (L.A. Pierce JC)

16

CAREER STATS - DEFENSE

Year	G/GS	UA-AT-TI	TFL	Sack	INT	PB	FF	FR
2014	13/1	4-6-10	0.5-1	0.0-0	0-0	0	0	0
2015	0/0	0-0-0	0.0-0	0.0-0	0-0	0	0	0
2016	11/5	37-47-84	5.5-9	1.0-4	0-0	1	1	0
TOTAL	24/6	41-53-94	6.0-10	1.0-4	0-0	1	1	0


CAREER HIGHS - DEFENSE

Tackles: 13, twice
 TFL: 1.0, five times
 Sacks: 1.0, vs. Air Force (9/24/16)
 PBU: 1, at Nevada (11/19/16)
 FF: 1, vs. Air Force (9/24/16)
 QBH: 2, vs. Air Force (9/24/16)

GAME-BY-GAME DEFENSE

2016	G/GS	U-A-T	TFL	Sack	INT	PB	QH	F/R
WSU	1/0	3-4-7	0.0-0	0.0-0	0	0	0	0/0
at USC	1/0	5-1-6	1.0-1	0.0-0	0	0	0	0/0
ASU	1/0	3-3-6	0.0-0	0.0-0	0	0	0	0/0
AFA	1/1	1-10-11	1.0-4	1.0-4	0	0	2	1/0
at BSU	1/1	7-0-7	1.0-1	0.0-0	0	0	0	0/0
at CSU	1/0	1-1-2	0.0-0	0.0-0	0	0	1	0/0
FS	1/0	0-1-1	0.0-0	0.0-0	0	0	0	0/0
SDSU	1/0	3-4-7	0.0-0	0.0-0	0	0	0	0/0
at WYO	1/1	5-8-13	0.5-0	0.0-0	0	0	0	0/0
UNM	1/1	3-10-13	1.0-2	0.0-0	0	0	0	0/0
at NEV	1/1	6-5-11	1.0-1	0.0-0	0	1	0	0/0
at BYU								

2014	G/GS	U-A-T	TFL	Sack	INT	PB	QH	F/R
at Tenn	1/0	0-0-0	0.0-0	0.0-0	0	0	0	0/0
ISU	1/0	0-0-0	0.0-0	0.0-0	0	0	0	0/0
WF	1/0	0-0-0	0.0-0	0.0-0	0	0	0	0/0
at ASU	1/0	0-0-0	0.0-0	0.0-0	0	0	0	0/0
at BYU	1/0	0-0-0	0.0-0	0.0-0	0	0	0	0/0
AFA	1/0	0-0-0	0.0-0	0.0-0	0	0	0	0/0
UNLV	1/0	0-1-1	0.0-0	0.0-0	0	0	0	0/0
at UH	1/0	2-1-3	0.0-0	0.0-0	0	0	0	0/0
WYO	1/0	1-0-1	0.0-0	0.0-0	0	0	0	0/0
UNM	1/0	1-0-1	0.0-0	0.0-0	0	0	0	1/0
SJSU	1/1	0-4-4	0.5-1	0.0-0	0	0	0	0/0
at BSU	1/0	0-0-0	0.0-0					

ZACH VAN LEEUWEN 17
WR • 6-0 • 185 • SO-1L
Provo, Utah
(Timpview HS)

CAREER STATS - RECEIVING

Year	G/GS	Rec	Yds	Avg	TD	Long
2015	11/3	6	61	10.2	1	16
2016	11/5	7	63	9.0	0	17
TOTAL	22/8	13	124	9.5	1	17


CAREER HIGHS - RECEIVING
Receptions: 4, at Utah (9/11/15)
Yards: 31, at Utah (9/11/15)
Long Catch: 17, vs. Weber St. (9/1/16)
Receiving TDs: 1, at Utah (9/11/15)

GAME-BY-GAME RECEIVING

2016	G/GS	Rec	Yds	Avg	TD	LG
WSU	1/1	2	28	14.0	0	17
at USC	1/1	0	0	0.0	0	0
ASU	1/0	0	0	0.0	0	0
AFA	1/1	2	13	6.5	0	7
at BSU	1/0	0	0	0.0	0	0
at CSU	1/0	0	0	0.0	0	0
FS	1/1	0	0	0.0	0	0
SDSU	1/0	0	0	0.0	0	0
at WYO	1/1	0	0	0.0	0	0
UNM	1/1	1	6	6.0	0	6
at NEV	1/0	2	16	8.0	0	10
at BYU						

2015	G/GS	Rec	Yds	Avg	TD	LG
SUU	1/1	0	0	0.0	0	0
at Utah	1/1	4	31	7.8	1	15
at Wash	1/1	1	14	14.0	0	14
CSU	1/0	0	0	0.0	0	0
at FS	1/0	0	0	0.0	0	0
BSU	1/0	0	0	0.0	0	0
at SDSU	1/0	0	0	0.0	0	0
WYO	1/0	1	16	16.0	0	1
at AFA	1/0	0	0	0.0	0	0
NEV	1/0	0	0	0.0	0	0
BYU	1/0	0	0	0.0	0	0

DNP: @UNM, vs. AKR



RON'QUAVION TARVER 19
WR • 6-3 • 210 • SO-JC
Belle Glade, Fla.
(Glades Central HS)
(Fort Scott CC)


CAREER STATS - RECEIVING

Year	G/GS	Rec	Yds	Avg	TD	Long
2016	11/6	45	590	13.1	3	42

CAREER HIGHS - RECEIVING
Receptions: 9, vs. Air Force (9/24/16)
Yards: 143, vs. Air Force (9/24/16)
Receiving TDs: 1, three times
Long Catch: 42, vs. Air Force (9/24/16)

GAME-BY-GAME RECEIVING

2016	G/GS	Rec	Yds	Avg	TD	LG
WSU	1/0	0	0	0.0	0	0
at USC	1/0	4	37	9.2	0	15
ASU	1/1	3	24	8.0	1	13
AFA	1/0	9	143	15.9	0	42
at BSU	1/1	5	29	5.8	0	9
at CSU	1/0	1	36	36.0	0	36
FS	1/1	3	54	18.0	1	25
SDSU	1/1	3	28	9.3	0	14
at WYO	1/0	8	104	13.0	0	24
UNM	1/1	6	84	14.0	1	41
at NEV	1/1	3	51	17.0	0	30
at BYU						



IAN TOGIAI 19
DE • 6-2 • 285 • JR-2L
West Valley City, Utah
(Hunter HS)

CAREER STATS - DEFENSE

Year	G/GS	UA-AT-TT	TFL	Sack	INT	PB	FF	FR
2014	13/0	1-0-1	0-0-0	0-0-0	0-0	0	0	0
2015	13/4	3-9-12	0-5-0	0-0-0	0-0	0	0	0
2016	11/5	6-27-33	2-0-5	1-0-3	0-0	0	0	0
TOTAL	36/9	8-36-44	2-5-5	1-0-3	0-0	0	0	0

CAREER HIGHS - DEFENSE
Tackles: 7, vs. Fresno St. (10/22/16)
TFL: 1.0, vs. San Diego St. (10/28/16)
Sacks: 1.0, vs. San Diego St. (10/28/16)
QBH: 1, three times


GAME-BY-GAME DEFENSE

2016	G/GS	U-A-T	TFL	Sack	INT	PB	QH	F/R
WSU	1/1	0-6-6	0-5-0	0-0-0	0	0	0	0/0
at USC	1/1	0-3-3	0-0-0	0-0-0	0	0	0	0/0
ASU	1/1	0-3-3	0-0-0	0-0-0	0	0	1	0/0
AFA	1/1	0-4-4	0-5-2	0-0-0	0	0	1	0/0
at BSU	1/1	0-1-1	0-0-0	0-0-0	0	0	0	0/0
at CSU	1/0	1-0-1	0-0-0	0-0-0	0	0	0	0/0
FS	1/0	1-6-7	0-0-0	0-0-0	0	0	0	0/0
SDSU	1/0	1-0-1	1-0-3	1-0-3	0	0	0	0/0
at WYO	1/0	1-1-2	0-0-0	0-0-0	0	0	0	0/0
UNM	1/0	0-3-3	0-0-0	0-0-0	0	0	0	0/0
at NEV	1/0	2-0-2	0-0-0	0-0-0	0	0	0	0/0
at BYU								

2015	G/GS	U-A-T	TFL	Sack	INT	PB	QH	F/R
SUU	1/0	0-1-1	0-0-0	0-0-0	0	0	0	0/0
at Utah	1/0	0-0-0	0-0-0	0-0-0	0	0	0	0/0
at Wash	1/0	0-0-0	0-0-0	0-0-0	0	0	0	0/0
CSU	1/0	0-2-2	0-0-0	0-0-0	0	0	0	0/0
at FS	1/1	0-0-0	0-0-0	0-0-0	0	0	0	0/0
BSU	1/0	0-0-0	0-0-0	0-0-0	0	0	0	0/0
at SDSU	1/1	1-1-2	0-0-0	0-0-0	0	0	0	0/0
WYO	1/0	0-2-2	0-5-0	0-0-0	0	0	1	0/0
at UNM	1/0	1-0-1	0-0-0	0-0-0	0	0	0	0/0
at AFA	1/0	1-1-2	0-0-0	0-0-0	0	0	0	0/0
NEV	1/0	0-2-2	0-0-0	0-0-0	0	0	0	0/0
BYU	1/1	0-0-0	0-0-0	0-0-0	0	0	0	0/0
vs. AKR	1/1	0-0-0	0-0-0	0-0-0	0	0	0	0/0

2014	G/GS	U-A-T	TFL	Sack	INT	PD	QH	F/R
at Tenn	1/0	0-0-0	0-0-0	0-0-0	0	0	0	0/0
ISU	1/0	0-0-0	0-0-0	0-0-0	0	0	0	0/0
WF	1/0	0-0-0	0-0-0	0-0-0	0	0	0	0/0
at ASU	1/0	0-0-0	0-0-0	0-0-0	0	0	0	0/0
at BYU	1/0	0-0-0	0-0-0	0-0-0	0	0	0	0/0
AFA	1/0	0-0-0	0-0-0	0-0-0	0	0	0	0/0
at CSU	1/0	0-0-0	0-0-0	0-0-0	0	0	0	0/0
UNLV	1/0	0-0-0	0-0-0	0-0-0	0	0	0	0/0
at UH	1/0	1-0-1	0-0-0	0-0-0	0	0	0	0/0
at WYO	1/0	0-0-0	0-0-0	0-0-0	0	0	0	0/0
UNM	1/0	0-0-0	0-0-0	0-0-0	0	0	0	0/0
SJSU	1/0	0-0-0	0-0-0	0-0-0	0	0	0	0/0
vs. UTEP	1/0	0-0-0	0-0-0	0-0-0	0	0	0	0/0

DNP: @BSU



BROCK CARMEN 20
LB • 6-3 • 235 • SR-1L
Clovis, Calif.
(Clovis Northern HS)
(Riverside CC)

CAREER STATS - DEFENSE

Year	G/GS	UA-AT-TT	TFL	Sack	INT	PB	FF	FR
2015	13/0	6-6-12	0-0-0	0-0-0	1-19	0	0	0
2016	11/7	27-30-57	6-0-30	3-0-22	0-0	0	0	0
TOTAL	24/7	33-36-69	6-0-30	3-0-22	1-19	0	0	0

CAREER HIGHS - DEFENSE
Tackles: 12, vs. Arkansas St. (9/16/16)
TFL: 1.5, Arkansas St. (9/16/16)
Sacks: 1.0, three times
INT: 1, at Fresno St. (10/10/15)
Blocks: 1, vs. Wyoming (10/30/15)
QBH: 2, Arkansas St. (9/16/16)

GAME-BY-GAME DEFENSE

2016	G/GS	U-A-T	TFL	Sack	INT	PB	QH	F/R
WSU	1/0	4-1-5	1-0-7	1-0-7	0	0	0	0/0
at USC	1/0	2-0-2	0-0-0	0-0-0	0	0	0	0/0
ASU	1/1	6-6-12	1-5-8	1-0-4	0	0	2	0/0
AFA	1/1	0-7-7	0-0-0	0-0-0	0	0	0	0/0
at BSU	1/1	3-1-4	0-0-0	0-0-0	0	0	0	0/0
at CSU	1/1	1-1-2	1-0-11	1-0-11	0	0	0	0/0
FS	1/0	0-3-3	0-0-0	0-0-0	0	0	0	0/0
SDSU	1/1	3-0-3	0-0-0	1-0-1	0	0	0	0/0
at WYO	1/0	1-1-2	0-0-0	0-0-0	0	0	0	0/0
UNM	1/1	2-7-9	1-0-2	0-0-0	0	0	0	0/0
at NEV	1/1	5-3-8	0-5-1	0-0-0	0	0	0	0/0
at BYU								

2015	G/GS	U-A-T	TFL	Sack	INT	PB	QH	F/R
SUU	1/0	1-2-3	0-0-0	0-0-0	0	0	0	0/0
at Utah	1/0	0-0-0	0-0-0	0-0-0	0	0	0	0/0
at Wash	1/0	0-0-0	0-0-0	0-0-0	0	0	0	0/0
CSU	1/0	0-0-0	0-0-0	0-0-0	0	0	0	0/0
at FS	1/0	0-0-0	0-0-0	0-0-0	1	0	0	0/0
BSU	1/0	0-0-0	0-0-0	0-0-0	0	0	0	0/0
at SDSU	1/0	0-0-0	0-0-0	0-0-0	0	0	0	0/0
WYO	1/0	2-2-4	0-0-0	0-0-0	0	0	0	0/0
at UNM	1/0	0-0-0	0-0-0	0-0-0	0	0	0	0/0
at AFA	1/0	3-2-5	0-0-0	0-0-0	0	0	0	0/0
NEV	1/0	0-0-0	0-0-0	0-0-0	0	0	0	0/0
BYU	1/0	0-0-0	0-0-0	0-0-0	0	0	0	0/0
vs. AKR	1/0	0-0-0	0-0-0	0-0-0	0	0	0	0/0



LAJUAN HUNT 21
RB • 5-8 • 200 • JR-2L
Fort Lauderdale, Fla.
(University HS)

CAREER STATS - RUSHING

Year	G/GS	Rush	Yds	Avg	TD	Long
2014	14/4	111	540	4.9	1	55
2015	13/7	106	338	3.2	5	33
2016	10/1	37	128	3.5	1	14
TOTAL	37/12	254	1,006	3.9	7	55

CAREER HIGHS - RUSHING
Rushes: 34, at Hawai'i (11/1/14)
Yards: 145, at Hawai'i (11/1/14)
Long Rush: 55, at Boise St. (11/29/14)
Rushing TDs: 2, at Fresno St. (10/10/15)

CAREER STATS - RECEIVING

Year	Rec	Yds	Avg	TD	Long
2014	10	99	9.9	1	44
2015	27	231	8.6	1	63
2016	6	53	8.8	0	18
TOTAL	43	383	8.9	2	63

CAREER HIGHS - RECEIVING
Receptions: 4, at Fresno St. (10/10/15)
Receiving Yards: 67, at New Mexico (11/7/16)
Long Catch: 63, at New Mexico (11/7/16)
Receiving TDs: 1, twice

CAREER STATS - KICKOFF RETURNS

Year	Ret	Yds	Avg	TD	LG
2014	2	41	20.5	0	24
2015	4	82	20.5	0	33
2016	4	69	17.2	0	29
TOTAL	10	192	19.2	0	33





2016 UTAH STATE FOOTBALL PLAYER PROFILES

CAREER HIGHS - KICKOFF RETURNS

Returns: 2, three times
Yards: 55, vs. Akron (12/22/15)
Long Return: 33, vs. Akron (12/22/15)

GAME-BY-GAME RUSHING

2016	G/GS	Att	Yds	Avg	TD	LG
WSU	1/0	2	12	6.0	1	9
at USC	1/0	1	2	2.0	0	2
ASU	1/0	10	20	2.0	0	11
AFA	0/0	0	0	0.0	0	0
at BSU	1/0	5	9	1.8	0	3
at CSU	1/1	2	5	2.5	0	4
FS	1/0	4	24	6.0	0	12
SDSU	1/0	1	3	3.0	0	3
at WYO	1/0	1	5	5.0	0	5
UNM	1/0	3	21	7.0	0	14
at NEV	1/0	8	27	3.4	0	14
at BYU						

2015	G/GS	Att	Yds	Avg	TD	LG
SUU	1/1	23	80	3.5	0	14
at Utah	1/1	14	37	2.6	0	8
at Wash	1/1	13	40	3.1	0	10
CSU	1/1	13	37	2.9	1	33
at FS	1/1	12	41	3.4	2	15
BSU	1/1	8	18	2.3	1	7
at SDSU	1/0	6	16	2.7	0	6
WYO	1/0	2	5	2.5	0	3
at UNM	1/0	2	6	3.0	0	4
at AFA	1/1	1	1	1.0	0	1
NEV	1/0	0	0	0.0	0	0
BYU	1/0	8	50	6.3	1	17
vs. AKR	1/0	4	7	1.8	0	3

2014	G/GS	Att	Yds	Avg	TD	LG
at Tenn	1/0	4	17	4.3	0	8
ISU	1/0	7	28	4.0	0	10
WF	1/0	6	10	1.7	0	6
at ASU	1/0	11	48	4.4	0	16
at BYU	1/0	3	8	2.7	0	4
AFA	1/0	2	7	3.5	0	4
at CSU	1/0	2	26	13.0	0	22
UNLV	1/1	7	14	2.0	0	5
at UH	1/0	34	145	4.3	0	16
at WYO	1/1	11	65	5.6	0	32
UNM	1/1	8	55	6.9	1	47
SJSU	1/0	8	43	5.4	0	28
at BSU	1/1	4	58	14.5	0	55
vs. UTEP	1/0	4	16	4.0	0	7

GAME-BY-GAME RECEIVING

2016	Rec	Yds	Avg	TD	LG
WSU	0	0	0.0	0	0
at USC	1	2	2.0	0	2
ASU	1	-2	-2.0	0	0
AFA	0	0	0.0	0	0
at BSU	1	7	7.0	0	7
at CSU	1	16	16.0	0	16
FS	0	0	0.0	0	0
SDSU	0	0	0.0	0	0
at WYO	0	0	0.0	0	0
UNM	2	30	15.0	0	18
at NEV	0	0	0.0	0	0
at BYU					

2015	Rec	Yds	Avg	TD	LG
SUU	2	0	0.0	0	0
at Utah	3	11	3.7	1	8
at Wash	3	29	9.7	0	16
CSU	2	15	7.5	0	11
at FS	4	14	3.5	0	9
BSU	2	51	25.5	0	51
at SDSU	1	11	11.0	0	11
WYO	0	0	0.0	0	0
at UNM	2	67	33.5	0	63

at AFA	1	19	19.0	0	19
NEV	2	20	10.0	0	12
BYU	2	-12	0.0	0	0
vs. AKR	3	6	2.0	0	6

2014	Rec	Yds	Avg	TD	LG
at Tenn	0	0	0.0	0	0
ISU	1	19	19.0	0	19
WF	0	0	0.0	0	0
at ASU	3	15	5.0	0	7
at BYU	0	0	0.0	0	0
AFA	1	9	9.0	0	9
at CSU	1	7	7.0	0	7
UNLV	1	5	5.0	0	5
at UH	2	44	22.0	1	44
at WYO	1	0	0.0	0	0
UNM	0	0	0.0	0	0
SJSU	0	0	0.0	0	0
at BSU	0	0	0.0	0	0
vs. UTEP	0	0	0.0	0	0

GAME-BY-GAME KICKOFF RETURNS

2016	Ret	Yds	Avg	TD	LG
WSU	1	29	29.0	0	29
at USC	0	0	0.0	0	0
ASU	0	0	0.0	0	0
AFA	0	0	0.0	0	0
at BSU	0	0	0.0	0	0
at CSU	0	0	0.0	0	0
FS	1	9	9.0	0	9
SDSU	2	31	15.5	0	16
at WYO	0	0	0.0	0	0
UNM	0	0	0.0	0	0
at NEV	0	0	0.0	0	0
at BYU					

2015	Ret	Yds	Avg	TD	LG
SUU	0	0	0.0	0	0
at Utah	1	13	13.0	0	13
at Wash	0	0	0.0	0	0
CSU	0	0	0.0	0	0
at FS	0	0	0.0	0	0
BSU	0	0	0.0	0	0
at SDSU	0	0	0.0	0	0
WYO	0	0	0.0	0	0
at UNM	0	0	0.0	0	0
at AFA	0	0	0.0	0	0
NEV	0	0	0.0	0	0
BYU	1	14	14.0	0	14
vs. AKR	2	55	27.5	0	33

2014	Ret	Yds	Avg	TD	LG
at Tenn	0	0	0.0	0	0
ISU	0	0	0.0	0	0
WF	0	0	0.0	0	0
at ASU	0	0	0.0	0	0
at BYU	0	0	0.0	0	0
AFA	0	0	0.0	0	0
at CSU	0	0	0.0	0	0
UNLV	2	41	20.5	0	24
at UH	0	0	0.0	0	0
at WYO	0	0	0.0	0	0
UNM	0	0	0.0	0	0
SJSJ	0	0	0.0	0	0
at BSU	0	0	0.0	0	0
vs. UTEP	0	0	0.0	0	0



PATRICK LEE MIRANDA 22
LB • 5-10 • 220 • JR-JC
Pawtucket, R.I.
(St. Raphael Academy)
(Chabot JC)

CAREER STATS - DEFENSE

Year	G/GS	UA-AT-TT	TFL	Sack	INT	PB	FF	FR
2016	8/0	3-4-7	0-0-0	0-0-0	0	0	0	0

CAREER HIGHS - DEFENSE

Tackles: 2, twice

GAME-BY-GAME DEFENSE

2016	G/GS	U-A-T	TFL	Sack	INT	PD	QH	F/R
WSU	1/0	0-2-2	0-0-0	0-0-0	0	0	0	0/0
at USC	0/0	0-0-0	0-0-0	0-0-0	0	0	0	0/0
ASU	1/0	0-0-0	0-0-0	0-0-0	0	0	0	0/0
AFA	0/0	0-0-0	0-0-0	0-0-0	0	0	0	0/0
at BSU	1/0	1-1-2	0-0-0	0-0-0	0	0	0	0/0
at CSU	1/0	0-0-0	0-0-0	0-0-0	0	0	0	0/0
FS	1/0	1-1-2	0-0-0	0-0-0	0	0	0	0/0
SDSU	0/0	0-0-0	0-0-0	0-0-0	0	0	0	0/0
at WYO	1/0	0-0-0	0-0-0	0-0-0	0	0	0	0/0
UNM	0/0	0-0-0	0-0-0	0-0-0	0	0	0	0/0
at NEV	1/0	1-0-1	0-0-0	0-0-0	0	0	0	0/0
at BYU								



GAJE FERGUSON 23
BS • 6-0 • 205 • SO-RS
Mendon, Utah
(Mountain Crest HS)
(Snow College)

CAREER STATS - DEFENSE

Year	G/GS	UA-AT-TT	TFL	Sack	INT	PB	FF	FR
2016	7/3	15-17-32	2-0-3	0-0-0	0	1	0	0

CAREER HIGHS - DEFENSE

Tackles: 11, vs. New Mexico (11/12/16)

TFL: 1.0, twice

PBU: 1, at Wyoming (11/5/16)

GAME-BY-GAME DEFENSE

2016	G/GS	U-A-T	TFL	Sack	INT	PD	QH	F/R
WSU	1/0	0-3-3	0-0-0	0-0-0	0	0	0	0/0
at USC	1/0	0-0-0	0-0-0	0-0-0	0	0	0	0/0
ASU	0/0	0-0-0	0-0-0	0-0-0	0	0	0	0/0
AFA	0/0	0-0-0	0-0-0	0-0-0	0	0	0	0/0
at BSU	0/0	0-0-0	0-0-0	0-0-0	0	0	0	0/0
at CSU	0/0	0-0-0	0-0-0	0-0-0	0	0	0	0/0
FS	1/0	0-0-0	0-0-0	0-0-0	0	0	0	0/0
SDSU	1/0	2-3-5	0-0-0	0-0-0	0	0	0	0/0
at WYO	1/1	6-4-10	1-0-2	0-0-0	0	1	0	0/0
UNM	1/1	5-6-11	0-0-0	0-0-0	0	0	0	0/0
at NEV	1/1	2-1-3	1-0-1	0-0-0	0	0	0	0/0
at BYU								



DALTON BAKER 24
LB • 6-4 • 240 • FR-RS
Payson, Utah
(Payson HS)


CAREER STATS - DEFENSE

Year	G/GS	UA-AT-TT	TFL	Sack	INT	PB	FF	FR
2016	7/0	0-0-0	0-0-0	0-0-0	0	0	0	0

GAME-BY-GAME DEFENSE

2016	G/GS	U-A-T	TFL	Sack	INT	PD	QH	F/R
WSU	1/0	0-0-0	0-0-0	0-0-0	0	0	0	0/0
at USC	1/0	0-0-0	0-0-0	0-0-0	0	0	0	0/0
ASU	1/0	0-0-0	0-0-0	0-0-0	0	0	0	0/0
AFA	1/0	0-0-0	0-0-0	0-0-0	0	0	0	0/0
at BSU	1/0	0-0-0	0-0-0	0-0-0	0	0	0	0/0
at CSU	0/0	0-0-0	0-0-0	0-0-0	0	0	0	0/0
FS	0/0	0-0-0	0-0-0	0-0-0	0	0	0	0/0
SDSU	0/0	0-0-0	0-0-0	0-0-0	0	0	0	0/0
at WYO	0/0	0-0-0	0-0-0	0-0-0	0	0	0	0/0
UNM	1/0	0-0-0	0-0-0	0-0-0	0	0	0	0/0
at NEV	1/0	0-0-0	0-0-0	0-0-0	0	0	0	0/0
at BYU								



GEROLD BRIGHT **25**
 WR • 5-9 • 190 • FR-SR
 Pensacola, Fla.
 (Escambia HS)

CAREER STATS - RUSHING

Year	G/GS	Rush	Yds	Avg	TD	Long
2016	8/0	11	87	7.9	1	41

CAREER HIGHS - RUSHING
 Rushes: 3, twice
 Yards: 40, at Colorado St. (10/8/16)
 Rushing TDs: 1, at Colorado St. (10/8/16)
 Long Rush: 41, at Colorado St. (10/8/16)

CAREER STATS - RECEIVING

Year	Rec	Yds	Avg	TD	Long
2016	5	56	11.2	0	18

CAREER HIGHS - RECEIVING
 Receptions: 3, at Nevada (11/19/16)
 Receiving Yards: 43, at Nevada (11/19/16)
 Long Catch: 18, at Nevada (11/19/16)

CAREER STATS - KICKOFF RETURNS

Year	Ret	Yds	Avg	TD	LG
2016	9	183	20.0	0	29

CAREER HIGHS - KICKOFF RETURNS
 Returns: 4, vs. San Diego St. (10/28/16)
 Yards: 69, vs. San Diego St. (10/28/16)
 Long Return: 29, at Colorado St. (10/8/16)

CAREER STATS - DEFENSE

Year	G	UA-AT-TT	TFL	Sack	INT	PB	FF	FR
2016	8	1-1-2	0.0-0	0.0-0	0	0	0	1

CAREER HIGHS - DEFENSE
 Tackles: 1, twice
 Fumble Recovery: 1, at Boise St. (10/1/16)

GAME-BY-GAME RUSHING

2016	G/GS	Att	Yds	Avg	TD	Long
WSU	0/0	0	0	0.0	0	0
at USC	0/0	0	0	0.0	0	0
ASU	1/0	3	10	3.3	0	4
AFA	1/0	0	0	0.0	0	0
at BSU	1/0	0	0	0.0	0	0
at CSU	1/0	2	40	20.0	1	41
FS	0/0	0	0	0.0	0	0
SDSU	1/0	0	0	0.0	0	0
at WYO	1/0	1	-2	-2.0	0	0
UNM	1/0	2	7	3.5	0	7
at NEV	1/0	3	32	10.7	0	17
at BYU						

GAME-BY-GAME RECEIVING

2016	Rec	Yds	Avg	TD	LG
WSU	0	0	0.0	0	0
at USC	0	0	0.0	0	0
ASU	0	0	0.0	0	0
AFA	0	0	0.0	0	0
at BSU	0	0	0.0	0	0
at CSU	0	0	0.0	0	0
FS	0	0	0.0	0	0
SDSU	0	0	0.0	0	0
at WYO	0	0	0.0	0	0
UNM	2	13	6.5	0	12
at NEV	3	43	14.3	0	18
at BYU					


GAME-BY-GAME KICKOFF RETURNS

2016	Ret	Yds	Avg	TD	LG
WSU	0	0	0.0	0	0
at USC	0	0	0.0	0	0
ASU	0	0	0.0	0	0
AFA	1	20	20.0	0	20
at BSU	0	0	0.0	0	0
at CSU	1	29	29.0	0	29

FS	0	0	0.0	0	0
SDSU	4	69	17.3	0	22
at WYO	2	42	21.0	0	22
UNM	0	0	0.0	0	0
at NEV	1	23	23.0	0	23
at BYU					

GAME-BY-GAME DEFENSE

2016	U-A-T	TFL	Sack	INT	PD	QH	F/R
WSU	0-0-0	0.0-0	0.0-0	0	0	0	0/0
at USC	0-0-0	0.0-0	0.0-0	0	0	0	0/0
ASU	0-1-1	0.0-0	0.0-0	0	0	0	0/0
AFA	1-0-1	0.0-0	0.0-0	0	0	0	0/0
at BSU	0-0-0	0.0-0	0.0-0	0	0	0	0/1
at CSU	0-0-0	0.0-0	0.0-0	0	0	0	0/0
FS	0-0-0	0.0-0	0.0-0	0	0	0	0/0
SDSU	0-0-0	0.0-0	0.0-0	0	0	0	0/0
at WYO	0-0-0	0.0-0	0.0-0	0	0	0	0/0
UNM	0-0-0	0.0-0	0.0-0	0	0	0	0/0
at NEV							
at BYU							



KENNEDY WILLIAMS **26**
 WR • 5-6 • 160 • SR-3L
 Las Vegas, Nev.
 (Valley HS)

CAREER STATS - RUSHING

Year	G/GS	Rush	Yds	Avg	TD	Long
2013	10/0	21	68	3.2	0	20
2014	14/0	8	81	10.1	0	34
2015	13/0	3	16	5.3	0	12
2016	11/1	4	17	4.2	0	10
TOTAL	48/1	36	182	5.1	0	34

CAREER HIGHS - RUSHING
 Rushes: 6, twice
 Yards: 43, vs. Idaho State (9/16/14)
 Long Rush: 34, vs. Idaho State (9/16/14)

CAREER STATS - RECEIVING

Year	Rec	Yds	Avg	TD	Long
2013	3	9	3.0	0	5
2014	4	34	8.5	0	32
2015	6	61	10.2	0	20
2016	6	30	5.0	0	12
TOTAL	19	134	7.1	0	32

CAREER HIGHS - RECEIVING
 Receptions: 2, at Colorado St. (10/8/16)
 Receiving Yards: 32, at Wyoming (11/7/14)
 Long Catch: 32, at Wyoming (11/7/14)

CAREER STATS - KICKOFF RETURNS

Year	Ret	Yds	Avg	TD	LG
2013	1	44	44.0	0	44
2014	14	303	21.6	0	36
2015	12	367	30.6	0	65
2016	10	183	18.3	0	26
TOTAL	37	897	24.2	0	65

CAREER HIGHS - KICKOFF RETURNS
 Returns: 6, at Tennessee (8/31/14)
 Yards: 121, at Tennessee (8/31/14)
 Long Return: 65, vs. Nevada (11/21/15)

GAME-BY-GAME RUSHING

2016	G/GS	Att	Yds	Avg	TD	LG
WSU	1/0	0	0	0.0	0	0
at USC	1/0	0	0	0.0	0	0
ASU	1/0	0	0	0.0	0	0
AFA	1/0	0	0	0.0	0	0
at BSU	1/0	0	0	0.0	0	0
at CSU	1/0	1	3	3.0	0	3
FS	1/0	0	0	0.0	0	0
SDSU	1/0	0	0	0.0	0	0
at WYO	1/0	1	0	0.0	0	0
UNM	1/0	2	14	7.0	0	7

at NEV	1/0	0	0	0.0	0	0
at BYU						

2015

G/GS	Att	Yds	Avg	TD	LG
SUU	1/0	0	0	0.0	0
at Utah	1/0	0	0	0.0	0
at Wash	1/0	0	0	0.0	0
CSU	1/0	1	1	1.0	1
at FS	1/0	1	3	3.0	0
BSU	1/0	0	0	0.0	0
at SDSU	1/0	0	0	0.0	0
WYO	1/0	1	12	12.0	0
at UNM	1/0	0	0	0.0	0
at AFA	1/0	0	0	0.0	0
NEV	1/0	0	0	0.0	0
BYU	1/0	0	0	0.0	0
vs. AKR	1/0	0	0	0.0	0

2014

G/GS	Att	Yds	Avg	TD	LG
at Tenn	1/0	0	0	0.0	0
ISU	1/0	2	43	21.5	0
WF	1/0	0	0	0.0	0
at ASU	1/0	3	21	7.0	0
at BYU	1/0	2	10	5.0	0
AFA	1/0	0	0	0.0	0
at CSU	1/0	0	0	0.0	0
UNLV	1/0	0	0	0.0	0
at UH	1/0	0	0	0.0	0
at WYO	1/0	1	7	7.0	0
UNM	1/0	0	0	0.0	0
SJSU	1/0	0	0	0.0	0
at BSU	1/0	0	0	0.0	0
vs. UTEP	1/0	0	0	0.0	0

2013

G/GS	Att	Yds	Avg	TD	LG
WSU	1/0	3	13	4.3	0
at SJSU	1/0	1	0	0.0	0
BYU	1/0	6	37	6.2	0
BSU	1/0	0	0	0.0	0
at UNM	1/0	4	9	2.3	0
UH	1/0	6	11	1.8	0
at UNLV	1/0	0	0	0.0	0
WYO	1/0	1	-2	-2.0	0
at FS	1/0	0	0	0.0	0
vs. NIU	1/0	0	0	0.0	0

DNP: @Utah, @AFA, @USC

GAME-BY-GAME RECEIVING

2016	Rec	Yds	Avg	TD	LG
WSU	0	0	0.0	0	0
at USC	1	9	9.0	0	9
ASU	0	0	0.0	0	0
AFA	1	12	12.0	0	21
at BSU	0	0	0.0	0	0
at CSU	2	5	2.5	0	8
FS	1	4	4.0	0	4
SDSU	0	0	0.0	0	0
at WYO	0	0	0.0	0	0
UNM	1	0	0.0	0	0
at NEV	0	0	0.0	0	0
at BYU					

2015

Rec	Yds	Avg	TD	LG	
SUU	1	5	5.0	0	5
at Utah	1	20	20.0	0	20
at Wash	1	9	9.0	0	9
CSU	0	0	0.0	0	0
at FS	0	0	0.0	0	0
BSU	0	0	0.0	0	0
at SDSU	1	5	5.0	0	5
WYO	0	0	0.0	0	0
at UNM	0	0	0.0	0	0
at AFA	0	0	0.0	0	0
NEV	1	10	10.0	0	10
BYU	1	13	13.0	0	13
vs. AKR	0	-1	0.0	0	0





2016 UTAH STATE FOOTBALL PLAYER PROFILES

2014	Rec	Yds	Avg	TD	LG
at Tenn	0	0	0.0	0	0
ISU	0	0	0.0	0	0
WF	0	0	0.0	0	0
at ASU	1	-1	-1.0	0	0
at BYU	0	0	0.0	0	0
AFA	0	0	0.0	0	0
at CSU	0	0	0.0	0	0
UNLV	0	0	0.0	0	0
at UH	0	0	0.0	0	0
at WYO	1	32	32.0	0	32
UNM	0	0	0.0	0	0
SJSU	1	3	3.0	0	3
at BSU	1	0	0.0	0	0
vs. UTEP	0	0	0.0	0	0

2013	Rec	Yds	Avg	TD	LG
WSU	0	0	0.0	0	0
at SJSU	0	0	0.0	0	0
BYU	0	0	0.0	0	0
BSU	1	5	5.0	0	5
at UNM	1	3	3.0	0	3
UH	0	0	0.0	0	0
at UNLV	0	0	0.0	0	0
CSU	0	0	0.0	0	0
WYO	1	1	1.0	0	1
at FS	0	0	0.0	0	0
vs. NIU	0	0	0.0	0	0

DNP: @Utah, @AFA, @USC

GAME-BY-GAME KICKOFF RETURNS

2016	Ret	Yds	Avg	TD	LG
WSU	1	9	9.0	0	9
at USC	1	12	12.0	0	12
ASU	4	73	18.3	0	23
AFA	0	0	0.0	0	0
at BSU	0	0	0.0	0	0
at CSU	0	0	0.0	0	0
FS	2	38	19.0	0	20
SDSU	0	0	0.0	0	0
at WYO	2	50	25.0	0	26
UNM	0	0	0.0	0	0
at NEV	0	0	0.0	0	0
at BYU					

2015	Ret	Yds	Avg	TD	LG
SUU	0	0	0.0	0	0
at Utah	0	0	0.0	0	0
at Wash	0	0	0.0	0	0
CSU	0	0	0.0	0	0
at FS	1	17	17.0	0	17
BSU	0	0	0.0	0	0
at SDSU	2	56	28.0	0	39
WYO	1	24	24.0	0	24
at UNM	1	56	56.0	0	56
at AFA	0	0	0.0	0	0
NEV	2	98	49.0	0	65
BYU	3	64	21.3	0	22
vs. AKR	2	52	26.0	0	26

2014	Ret	Yds	Avg	TD	LG
at Tenn	6	121	20.2	0	36
ISU	1	16	16.0	0	16
WF	3	72	24.0	0	30
at ASU	2	42	21.0	0	23
at BYU	1	21	21.0	0	21
AFA	0	0	0.0	0	0
at CSU	0	0	0.0	0	0
UNLV	0	0	0.0	0	0
at UH	0	0	0.0	0	0
at WYO	0	0	0.0	0	0
UNM	1	31	31.0	0	31
SJSU	0	0	0.0	0	0
at BSU	0	0	0.0	0	0
vs. UTEP	0	0	0.0	0	0

2013	Ret	Yds	Avg	TD	LG
at Utah	0	0	0.0	0	0
at AFA	0	0	0.0	0	0
WSU	1	44	44.0	0	44
at USC	0	0	0.0	0	0
at SJSU	0	0	0.0	0	0
BYU	0	0	0.0	0	0
BSU	0	0	0.0	0	0
at UNM	0	0	0.0	0	0
UH	0	0	0.0	0	0
at UNLV	0	0	0.0	0	0
WYO	0	0	0.0	0	0
at FS	0	0	0.0	0	0
vs. NIU	0	0	0.0	0	0



KEVIN OGWU **26**
CB • 5-9 • 170 • JR-SQ
 Katy, Texas
 (Katy HS)
 (Houston Baptist)

CAREER STATS - DEFENSE

Year	G/GS	UA-AT-TT	TFL	Sack	INT	PB	FF	FR
2016	1/0	0-1-1	0.0-0	0.0-0	0-0	0-0	0-0	0-0

CAREER HIGHS - DEFENSE

Tackles: 1, vs. Weber St. (9/11/16)

GAME-BY-GAME DEFENSE

2016	G/GS	U-A-T	TFL	Sack	INT	PB	QH	F/R
WSU	1/0	0-1-1	0.0-0	0.0-0	0-0	0-0	0-0	0/0
at USC	0/0	0-0-0	0.0-0	0.0-0	0-0	0-0	0-0	0/0
ASU	0/0	0-0-0	0.0-0	0.0-0	0-0	0-0	0-0	0/0
AFA	0/0	0-0-0	0.0-0	0.0-0	0-0	0-0	0-0	0/0
at BSU	0/0	0-0-0	0.0-0	0.0-0	0-0	0-0	0-0	0/0
at CSU	0/0	0-0-0	0.0-0	0.0-0	0-0	0-0	0-0	0/0
FS	0/0	0-0-0	0.0-0	0.0-0	0-0	0-0	0-0	0/0
SDSU	0/0	0-0-0	0.0-0	0.0-0	0-0	0-0	0-0	0/0
at WYO	0/0	0-0-0	0.0-0	0.0-0	0-0	0-0	0-0	0/0
UNM	0/0	0-0-0	0.0-0	0.0-0	0-0	0-0	0-0	0/0
at NEV	0/0	0-0-0	0.0-0	0.0-0	0-0	0-0	0-0	0/0
at BYU								



JONTRELL ROCQUEMORE **27**
FS • 6-1 • 210 • SO-1L
 McKinney, Texas
 (McKinney HS)

CAREER STATS - DEFENSE

Year	G/GS	UA-AT-TT	TFL	Sack	INT	PB	FF	FR
2015	13/0	16-11-27	2.0-4	0.0-0	0-0	1-1	1-1	1-1
2016	8/6	23-16-39	1.0-9	1.0-9	2-19	1-0	0-0	0-0
TOTAL	21/6	39-27-66	3.0-13	1.0-9	2-19	2-1	1-1	1-1

CAREER HIGHS - DEFENSE

Tackles: 10, at Colorado St. (10/8/16)
 TFL: 2.0, at Fresno St. (10/10/15)
 Sack: 1.0, at Boise St. (10/1/16)
 INT: 1, twice
 FF: 1, vs. Colorado St. (10/13/15)
 PBU: 1, twice
 FR: 1, at Washington (9/19/15)
 TD: 1, twice

GAME-BY-GAME DEFENSE

2016	G/GS	U-A-T	TFL	Sack	INT	PB	QH	F/R
WSU	1/1	1-2-3	0.0-0	0.0-0	0-0	0-0	0-0	0/0
at USC	1/0	3-2-5	0.0-0	0.0-0	1-0	0-0	0-0	0/0
ASU	1/1	4-3-7	0.0-0	0.0-0	1-0	0-0	0-0	0/0
AFA	1/0	2-0-2	0.0-0	0.0-0	0-0	0-0	0-0	0/0
at BSU	1/1	3-1-4	1.0-9	1.0-9	0-0	0-0	0-0	0/0
at CSU	1/1	6-4-10	0.0-0	0.0-0	0-1	0-0	0-0	0/0
FS	1/1	3-2-5	0.0-0	0.0-0	0-0	0-0	0-0	0/0
SDSU	1/1	1-2-3	0.0-0	0.0-0	0-0	0-0	0-0	0/0
at WYO	0/0	0-0-0	0.0-0	0.0-0	0-0	0-0	0-0	0/0
UNM	0/0	0-0-0	0.0-0	0.0-0	0-0	0-0	0-0	0/0
at NEV	0/0	0-0-0	0.0-0	0.0-0	0-0	0-0	0-0	0/0
at BYU								

2015	G/GS	U-A-T	TFL	Sack	INT	PB	QH	F/R
SUU	1/0	0-0-0	0.0-0	0.0-0	0-0	0-0	0-0	0/0
at Utah	1/0	4-2-6	0.0-0	0.0-0	0-0	0-0	0-0	0/0
at Wash	1/0	1-2-3	0.0-0	0.0-0	0-0	0-0	0-0	0/1
CSU	1/0	3-0-3	0.0-0	0.0-0	0-0	0-0	0-0	1/0
at FS	1/0	4-0-4	2.0-4	0.0-0	1-0	0-0	0-0	0/0
BSU	1/0	1-1-2	0.0-0	0.0-0	0-0	0-0	0-0	0/0
at SDSU	1/0	2-0-2	0.0-0	0.0-0	0-0	0-0	0-0	0/0
WYO	1/0	1-2-3	0.0-0	0.0-0	0-1	0-0	0-0	0/0
at UNM	1/0	0-0-0	0.0-0	0.0-0	0-0	0-0	0-0	0/0
at AFA	1/0	0-0-0	0.0-0	0.0-0	0-0	0-0	0-0	0/0
NEV	1/0	0-3-3	0.0-0	0.0-0	0-0	0-0	0-0	0/0
BYU	1/0	0-1-1	0.0-0	0.0-0	0-0	0-0	0-0	0/0
vs. AKR	1/0	0-0-0	0.0-0	0.0-0	0-0	0-0	0-0	0/0



AARON WADE **28**
BS • 6-1 • 200 • SO-1L
 Lithia, Fla.
 (Newsome HS)

CAREER STATS - DEFENSE

Year	G/GS	UA-AT-TT	TFL	Sack	INT	PB	FF	FR
2015	13/0	3-0-3	0.0-0	0.0-0	0-0	0-0	0-0	0-0
2016	10/0	2-5-7	0.0-0	0.0-0	0-0	0-0	0-0	0-0
TOTAL	23/0	5-5-10	0.0-0	0.0-0	0-0	0-0	0-0	0-0

CAREER HIGHS - DEFENSE

Tackles: 2, three times

GAME-BY-GAME DEFENSE

2016	G/GS	U-A-T	TFL	Sack	INT	PB	QH	F/R
WSU	0/0	0-0-0	0.0-0	0.0-0	0-0	0-0	0-0	0/0
at USC	1/0	0-0-0	0.0-0	0.0-0	0-0	0-0	0-0	0/0
ASU	1/0	0-2-2	0.0-0	0.0-0	0-0	0-0	0-0	0/0
AFA	1/0	0-0-0	0.0-0	0.0-0	0-0	0-0	0-0	0/0
at BSU	1/0	0-0-0	0.0-0	0.0-0	0-0	0-0	0-0	0/0
at CSU	1/0	0-0-0	0.0-0	0.0-0	0-0	0-0	0-0	0/0
FS	1/0	0-0-0	0.0-0	0.0-0	0-0	0-0	0-0	0/0
SDSU	1/0	0-0-0	0.0-0	0.0-0	0-0	0-0	0-0	0/0
at WYO	1/0	1-1-2	0.0-0	0.0-0	0-0	0-0	0-0	0/0
UNM	1/0	1-0-1	0.0-0	0.0-0	0-0	0-0	0-0	0/0
at NEV	1/0	0-2-2	0.0-0	0.0-0	0-0	0-0	0-0	0/0
at BYU								

2015	G/GS	U-A-T	TFL	Sack	INT	PB	QH	F/R
SUU	1/0	0-0-0	0.0-0	0.0-0	0-0	0-0	0-0	0/0
at Utah	1/0	0-0-0	0.0-0	0.0-0	0-0	0-0	0-0	0/0
at Wash	1/0	0-0-0	0.0-0	0.0-0	0-0	0-0	0-0	0/0
CSU	1/0	0-0-0	0.0-0	0.0-0	0-0	0-0	0-0	0/0
at FS	1/0	2-0-2	0.0-0	0.0-0	0-0	0-0	0-0	0/0
BSU	1/0	0-0-0	0.0-0	0.0-0	0-0	0-0	0-0	0/0
at SDSU	1/0	0-0-0	0.0-0	0.0-0	0-0	0-0	0-0	0/0
WYO	1/0	0-0-0	0.0-0	0.0-0	0-0	0-0	0-0	0/0
at UNM	1/0	0-0-0	0.0-0	0.0-0	0-0	0-0	0-0	0/0
at AFA	1/0	0-0-0	0.0-0	0.0-0	0-0	0-0	0-0	0/0
NEV	1/0	0-0-0	0.0-0	0.0-0	0-0	0-0	0-0	0/0
BYU	1/0	0-0-0	0.0-0	0.0-0	0-0	0-0	0-0	0/0
vs. AKR	1/0	1-0-1	0.0-0	0.0-0	0-0	0-0	0-0	0/0



JENTZ PAINTER **31**
CB • 5-8 • 180 • SR-2L
 Riverton, Utah
 (Riverton HS)

CAREER STATS - DEFENSE

Year	G/GS	UA-AT-TT	TFL	Sack	INT	PB	FF	FR
2013	0/0							

2016 UTAH STATE FOOTBALL PLAYER PROFILES



GAME-BY-GAME DEFENSE

2016	G/GS	U-A-T	TFL	Sack	INT	PB	QH	F/R
WSU	1/0	0-1-1	0.0-0	0.0-0	0	0	0	0/0
at USC	1/0	1-0-1	0.0-0	0.0-0	0	0	0	0/0
ASU	1/0	0-1-1	0.5-4	0.0-0	0	0	0	0/0
AFA	1/0	0-0-0	0.0-0	0.0-0	0	0	0	0/0
at BSU	1/0	1-0-1	0.0-0	0.0-0	0	0	0	0/0
at CSU	1/0	2-0-2	0.0-0	0.0-0	0	0	0	0/0
FS	1/0	1-1-2	1.0-6	1.0-6	0	0	0	0/0
SDSU	1/0	0-0-0	0.0-0	0.0-0	0	0	0	0/0
at WYO	1/0	0-0-0	0.0-0	0.0-0	0	0	0	0/0
UNM	1/0	0-1-1	0.0-0	0.0-0	0	1	0	0/0
at NEV	1/0	2-0-2	0.0-0	0.0-0	0	0	0	0/0
at BYU								

2015	G/GS	U-A-T	TFL	Sack	INT	PB	QH	F/R
SUU	1/0	0-2-2	0.0-0	0.0-0	0	0	0	0/0
at Utah	1/0	1-0-1	0.0-0	0.0-0	0	0	0	0/0
at Wash	1/0	0-0-0	0.0-0	0.0-0	0	0	0	0/0
CSU	1/0	4-0-4	0.0-0	0.0-0	0	1	0	0/0
at FS	1/0	0-0-0	0.0-0	0.0-0	1	0	0	0/0
BSU	1/0	1-0-1	0.0-0	0.0-0	0	0	0	0/0
at SDSU	1/0	0-0-0	0.0-0	0.0-0	0	0	0	0/0
WYO	1/0	0-1-1	0.0-0	0.0-0	0	0	0	0/0
at UNM	1/0	0-0-0	0.0-0	0.0-0	0	0	0	0/0
at AFA	1/0	0-0-0	0.0-0	0.0-0	0	0	0	0/0
NEV	1/0	0-0-0	0.0-0	0.0-0	0	0	0	0/0
BYU	1/0	0-2-2	0.0-0	0.0-0	0	0	0	0/0
vs. AKR	1/1	0-1-1	0.5-4	0.5-4	0	0	0	0/0

2014	G/GS	U-A-T	TFL	Sack	INT	PB	QH	F/R
at Tenn	1/0	0-0-0	0.0-0	0.0-0	0	0	0	0/0
ISU	1/0	0-1-1	0.0-0	0.0-0	0	0	0	0/0
WF	1/0	0-0-0	0.0-0	0.0-0	0	0	0	0/0
at ASU	1/0	0-0-0	0.0-0	0.0-0	0	0	0	0/0
at BYU	1/0	0-0-0	0.0-0	0.0-0	0	0	0	0/0
AFA	1/0	0-0-0	0.0-0	0.0-0	0	0	0	0/0
at CSU	1/0	0-0-0	0.0-0	0.0-0	0	0	0	0/0
UNLV	1/0	1-0-1	0.0-0	0.0-0	0	0	0	0/0
at UH	1/0	2-0-2	1.0-10	1.0-10	0	0	0	0/0
at WYO	1/0	0-0-0	0.0-0	0.0-0	0	0	0	0/0
UNM	1/0	0-0-0	0.0-0	0.0-0	0	0	0	0/0
SJSU	1/0	0-1-1	0.0-0	0.0-0	0	0	0	0/0
at BSU	1/0	0-0-0	0.0-0	0.0-0	0	0	0	0/0
vs. UTEP	1/0	0-0-0	0.0-0	0.0-0	0	0	0	0/0

DEVANTE MAYS
RB • 5-11 • 230 • SR-1L
 Livingston, Texas
 (Livingston HS)
 (Blinn JC)

32

CAREER STATS - RUSHING

Year	G/GS	Rush	Yds	Avg	TD	Long
2015	13/6	165	966	5.9	9	61
2016	6/2	37	259	7.0	3	66
TOTAL	19/8	202	1,225	6.1	12	66

CAREER HIGHS - RUSHING

Rushes: 22, twice
 Rushing Yards: 208, vs. Weber St. (9/1/16)
 Long Rush: 66, vs. Weber St. (9/1/16)
 Rushing TD's: 3, twice

CAREER STATS - RECEIVING

Year	Rec	Yds	Avg	TD	Long
2015	1	9	9.0	0	9
2016	1	8	8.0	0	8
TOTAL	2	17	8.5	0	9

CAREER HIGHS - RECEIVING

Receptions: 1, twice
 Receiving Yards: 9, vs. Southern Utah (9/3/15)
 Long Catch: 9, vs. Southern Utah (9/3/15)

GAME-BY-GAME RUSHING

2016	G/GS	Att	Yds	Avg	TD	LG
WSU	1/1	18	208	11.6	3	66
at USC	1/1	8	24	3.0	0	7

ASU	0/0	0	0	0.0	0	0
AFA	1/0	1	2	2.0	0	2
at BSU	0/0	0	0	0.0	0	0
at CSU	0/0	0	0	0.0	0	0
FS	1/0	0	0	0.0	0	0
SDSU	1/0	8	19	2.4	0	10
at WYO	1/0	2	6	3.0	0	7
UNM	0/0	0	0	0.0	0	0
at NEV	0/0	0	0	0.0	0	0
at BYU						

2015	G/GS	Att	Yds	Avg	TD	LG
SUU	1/0	4	51	12.8	0	39
at Utah	1/1	6	34	5.7	0	10
at Wash	1/0	6	22	3.7	0	20
CSU	1/0	10	60	6.0	0	30
at FS	1/0	9	92	10.2	3	41
BSU	1/0	11	63	5.7	1	48
at SDSU	1/1	15	88	5.9	1	26
WYO	1/1	22	176	8.0	2	28
at UNM	1/1	17	29	1.7	0	8
at AFA	1/0	12	40	3.3	0	14
NEV	1/0	22	133	6.1	2	35
BYU	1/1	19	54	2.8	0	11
vs. AKR	1/1	12	124	10.3	0	61

GAME-BY-GAME RECEIVING

2016	Rec	Yds	Avg	TD	LG
WSU	0	0	0.0	0	0
at USC	1	8	8.0	0	8
ASU	0	0	0.0	0	0
AFA	0	0	0.0	0	0
at BSU	0	0	0.0	0	0
at CSU	0	0	0.0	0	0
FS	0	0	0.0	0	0
SDSU	0	0	0.0	0	0
at WYO	0	0	0.0	0	0
UNM	0	0	0.0	0	0
at NEV	0	0	0.0	0	0
at BYU					

2015	Rec	Yds	Avg	TD	LG
SUU	1	9	9.0	0	9
at Utah	0	0	0.0	0	0
at Wash	0	0	0.0	0	0
CSU	0	0	0.0	0	0
at FS	0	0	0.0	0	0
BSU	0	0	0.0	0	0
at SDSU	0	0	0.0	0	0
WYO	1	0	0.0	0	0
at UNM	0	0	0.0	0	0
at AFA	0	0	0.0	0	0
NEV	0	0	0.0	0	0
BYU	0	0	0.0	0	0
vs. AKR	0	0	0.0	0	0

JUSTEN HERVEY
RB • 5-10 • 200 • SO-1L
 Beaumont, Texas
 (Westbrook HS)

34

CAREER STATS - RUSHING

Year	G/GS	Rush	Yds	Avg	TD	Long
2015	8/0	14	47	3.4	1	7
2016	11/1	12	113	9.4	1	80
TOTAL	19/1	26	160	6.2	2	80

CAREER HIGHS - RUSHING

Rushes: 6, at Fresno St. (10/10/15)
 Rushing Yards: 84, vs. Weber St. (9/1/16)
 Long Rush: 80, vs. Weber St. (9/1/16)
 Rushing TD's: 1, at Fresno St. (10/10/15)

CAREER STATS - RECEIVING

Year	Rec	Yds	Avg	TD	Long
2016	1	0	0.0	0	0

CAREER HIGHS - RECEIVING

Receptions: 1, at Colorado St. (10/8/16)
 Receiving Yards: 0, 1, at Colorado St. (10/8/16)
 Long Catch: 0, 1, at Colorado St. (10/8/16)

CAREER STATS - KICKOFF RETURNS

Year	Ret	Yds	Avg	TD	LG
2016	1	5	5.0	0	5

CAREER HIGHS - KICKOFF RETURNS

Returns: 1, at Boise St. (10/1/16)
 Yards: 5, at Boise St. (10/1/16)
 Long Return: 5, at Boise St. (10/1/16)

GAME-BY-GAME RUSHING

2016	G/GS	Att	Yds	Avg	TD	LG
WSU	1/0	3	84	28.0	1	80
at USC	1/0	4	6	1.5	0	7
ASU	1/0	2	2	1.0	0	2
AFA	1/1	1	26	26.0	0	26
at BSU	1/0	0	0	0.0	0	0
at CSU	1/0	0	0	0.0	0	0
FS	1/0	0	0	0.0	0	0
SDSU	1/0	0	0	0.0	0	0
at WYO	1/0	0	0	0.0	0	0
UNM	1/0	0	0	0.0	0	0
at NEV	1/0	2	-5	-2.5	0	2
at BYU						

2015	G/GS	Att	Yds	Avg	TD	LG
at Utah	1/0	0	0	0.0	0	0
CSU	1/0	0	0	0.0	0	0
at FS	1/0	6	20	3.3	1	5
BSU	1/0	0	0	0.0	0	0
at SDSU	1/0	4	18	4.5	0	7
WYO	1/0	3	14	4.7	0	7
at UNM	1/0	1	-5	-5.0	0	0
NEV	1/0	0	0	0.0	0	0

DNP: SUU, @Wash, @AFA, BYU, vs. AKR

GAME-BY-GAME RECEIVING

2016	Rec	Yds	Avg	TD	LG
WSU	0	0	0.0	0	0
at USC	0	0	0.0	0	0
ASU	0	0	0.0	0	0
AFA	0	0	0.0	0	0
at BSU	0	0	0.0	0	0
at CSU	1	0	0.0	0	0
FS	0	0	0.0	0	0
SDSU	0	0	0.0	0	0
at WYO	0	0	0.0	0	0
UNM	0	0	0.0	0	0
at NEV	0	0	0.0	0	0
at BYU					

GAME-BY-GAME KICKOFF RETURNS

2016	Ret	Yds	Avg	TD	LG
WSU	0	0	0.0	0	0
at USC	0	0	0.0	0	0
ASU	0	0	0.0	0	0
AFA	0	0	0.0	0	0
at BSU	1	5	5.0	0	5
at CSU	0	0	0.0	0	0
FS	0	0	0.0	0	0
SDSU	0	0	0.0	0	0
at WYO	0	0	0.0	0	0
UNM	0	0	0.0	0	0
at NEV	0	0	0.0	0	0
at BYU					





2016 UTAH STATE FOOTBALL PLAYER PROFILES



JAKE THOMPSON

36

K • 6-0 • 220 • SR-3L

Logan, Utah
(Logan HS)

CAREER STATS - KICKING

Year	FGM-A	Pct	1-19	20-29	30-39	40-49	50+
2013	1-3	.333	0-0	0-0	0-0	0-0	0-3
2014	0-4	.000	0-0	0-0	0-0	0-3	0-1
2015	3-6	.500	0-0	0-0	0-2	2-3	1-1
2016	0-0	.000	0-0	0-0	0-0	0-0	0-0
TOTAL	4-13	.308	0-0	0-0	0-2	2-6	2-5

CAREER HIGHS - KICKING

FG: 1, four times
Long: 52, twice

CAREER STATS - KICKOFFS

Year	GP	No.	Yds	Avg	TB
2013	14	86	5,465	63.5	42
2014	14	66	4,032	61.1	26
2015	12	67	4,248	63.4	38
2016	10	55	3,369	61.3	25
TOTAL	50	274	17,114	62.4	131

CAREER STATS - SCORING

Year	PAT	FG	Total	AVG/G
2013	0	1	3	0.2
2014	0	0	0	0.0
2015	7	3	16	1.3
2016	0	0	0	0.0
TOTAL	7	4	19	0.5

CAREER HIGHS - SCORING

Points: 4, vs. Nevada (11/21/15)

CAREER STATS - PUNTS

Year	No	Yds	Avg	LG	I20
2013	0	0	0.0	0	0
2014	1	35	35.0	35	0
2015	0	0	0.0	0	0
2016	0	0	0.0	0	0
TOTAL	1	35	35.0	35	0

CAREER HIGHS - PUNTS

Punts: 1, vs. Air Force (10/11/14)
Avg: 35.0, vs. Air Force (10/11/14)
Long: 35, vs. Air Force (10/11/14)

CAREER STATS - RECEIVING

Year	Rec	Yds	Avg	TD	Long
2016	1	12	12.0	0	12

CAREER HIGHS - RECEIVING

Receptions: 1, vs. Air Force (9/24/16)
Receiving Yards: 12, vs. Air Force (9/24/16)
Long Catch: 12, vs. Air Force (9/24/16)

GAME-BY-GAME KICKING

2015	FGM-A	PCT	1-19	20-29	30-39	40-49	50+
SUU	0-0	.000	0-0	0-0	0-0	0-0	0-0
at Utah	0-0	.000	0-0	0-0	0-0	0-0	0-0
at Wash	0-0	.000	0-0	0-0	0-0	0-0	0-0
CSU	1-1	1.000	0-0	0-0	0-0	1-1	0-0
at FS	0-0	.000	0-0	0-0	0-0	0-0	0-0
BSU	1-1	1.000	0-0	0-0	0-0	0-0	1-1
at SDSU	0-0	.000	0-0	0-0	0-0	0-0	0-0
at UNM	0-0	.000	0-0	0-0	0-0	0-0	0-0
at AFA	0-0	.000	0-0	0-0	0-0	0-0	0-0
NEV	1-1	1.000	0-0	0-0	0-0	1-1	0-0
BYU	0-3	.000	0-0	0-0	0-2	0-1	0-0
vs. AKR	0-0	.000	0-0	0-0	0-0	0-0	0-0

2014	FGM-A	PCT	1-19	20-29	30-39	40-49	50+
at Tenn	0-1	.000	0-0	0-0	0-0	0-1	0-0
ISU	0-1	.000	0-0	0-0	0-0	0-0	0-1
WF	0-0	.000	0-0	0-0	0-0	0-0	0-0

at ASU	0-1	.000	0-0	0-0	0-0	0-1	0-0
at BYU	0-1	.000	0-0	0-0	0-0	0-1	0-0
AFA	0-0	.000	0-0	0-0	0-0	0-0	0-0
at CSU	0-0	.000	0-0	0-0	0-0	0-0	0-0
UNLV	0-0	.000	0-0	0-0	0-0	0-0	0-0
at UH	0-0	.000	0-0	0-0	0-0	0-0	0-0
at WYO	0-0	.000	0-0	0-0	0-0	0-0	0-0
UNM	0-0	.000	0-0	0-0	0-0	0-0	0-0
SJSU	0-0	.000	0-0	0-0	0-0	0-0	0-0
at BSU	0-0	.000	0-0	0-0	0-0	0-0	0-0
vs. UTEP	0-0	.000	0-0	0-0	0-0	0-0	0-0

2013	FGM-A	PCT	1-19	20-29	30-39	40-49	50+
at Utah	0-0	.000	0-0	0-0	0-0	0-0	0-0
at AFA	0-0	.000	0-0	0-0	0-0	0-0	0-0
WSU	0-0	.000	0-0	0-0	0-0	0-0	0-0
at USC	0-0	.000	0-0	0-0	0-0	0-0	0-0
at SJSU	0-0	.000	0-0	0-0	0-0	0-0	0-0
BYU	0-0	.000	0-0	0-0	0-0	0-0	0-0
BSU	0-0	.000	0-0	0-0	0-0	0-0	0-0
at UNM	0-0	.000	0-0	0-0	0-0	0-0	0-0
UH	1-1	1.000	0-0	0-0	0-0	0-0	1-1
at UNLV	0-1	.000	0-0	0-0	0-0	0-0	0-1
CSU	0-0	.000	0-0	0-0	0-0	0-0	0-0
WYO	0-0	.000	0-0	0-0	0-0	0-0	0-0
at FS	0-0	.000	0-0	0-0	0-0	0-0	0-0
vs. NIU	0-1	.000	0-0	0-0	0-0	0-0	0-1

GAME-BY-GAME KICKOFFS

2016	No	Yds	Avg	TB	OB
WSU	8	488	61.0	5	0
at USC	0	0	0.0	0	0
ASU	7	435	62.1	4	0
AFA	5	288	57.6	2	0
at BSU	3	195	65.0	1	0
at CSU	5	300	60.0	3	0
FS	7	429	61.3	3	0
SDSU	3	185	61.7	1	0
at WYO	5	313	62.6	3	0
UNM	4	251	62.8	1	0
at NEV	8	485	60.6	2	0
at BYU					

2015	No.	Yds	Avg	TB	OB
SUU	3	194	64.7	2	1
at Utah	3	195	65.0	2	0
at Wash	4	243	60.8	1	0
CSU	8	513	64.1	5	0
at FS	9	572	63.6	5	0
BSU	8	520	65.0	7	0
at SDSU	3	177	59.0	1	0
WYO	10	645	64.5	7	0
UNM	0	0	0.0	0	0
at AFA	5	324	64.8	4	0
NEV	6	373	62.2	2	1
BYU	5	321	64.2	1	0
vs. AKR	3	171	57.0	1	0
UTEP	3	191	63.7	2	0

2014	No.	Yds	Avg	TB	OB
at Tenn	2	129	64.5	0	0
ISU	8	489	61.1	3	0
WF	6	351	58.5	3	1
at ASU	3	194	64.7	0	1
at BYU	6	384	64.0	4	0
AFA	7	448	64.0	3	0
at CSU	4	260	65.0	3	0
UNLV	7	429	61.3	3	1
at UH	6	359	59.8	3	0
at WYO	5	308	61.6	2	0
UNM	4	231	57.8	0	1
SJSU	4	22	55.0	0	0
at BSU	1	37	37.0	0	0
UTEP	3	191	63.7	2	0

2013	No.	Yds	Avg	TB	OB
at Utah	6	386	64.3	3	0
at AFA	9	585	65.0	8	0

WSU	11	703	63.9	4	0
at USC	3	185	64.7	1	0
at SJSU	9	554	61.6	3	0
BYU	3	195	65.0	2	0
BSU	4	251	62.8	1	0
at UNM	8	506	63.2	1	0
UH	10	643	64.3	8	0
at UNLV	5	317	63.4	1	0
CSU	4	260	65.0	4	0
WYO	6	389	64.8	5	0
at FS	3	170	56.7	0	0
vs. NIU	5	321	64.2	1	0

GAME-BY-GAME - PUNTING

2014	No.	Yds	Avg	LG	I20
at Tenn	0	0	0.0	0	0
ISU	0	0	0.0	0	0
WF	0	0	0.0	0	0
at ASU	0	0	0.0	0	0
at BYU	0	0	0.0	0	0
AFA	1	35	35.0	35	0
at CSU	0	0	0.0	0	0
UNLV	0	0	0.0	0	0
at UH	0	0	0.0	0	0
at WYO	0	0	0.0	0	0
UNM	0	0	0.0	0	0
SJSU	0	0	0.0	0	0
at BSU	0	0	0.0	0	0
UTEP	0	0	0.0	0	0

GAME-BY-GAME RECEIVING

2016	Rec	Yds	Avg	TD	LG
WSU	0	0	0.0	0	0
at USC	0	0	0.0	0	0
ASU	0	0	0.0	0	0
AFA	1	12	12.0	0	12
at BSU	0	0	0.0	0	0
at CSU	0	0	0.0	0	0
FS	0	0	0.0	0	0
SDSU	0	0	0.0	0	0
at WYO	0	0	0.0	0	0
UNM	0	0	0.0	0	0
at NEV	0	0	0.0	0	0
at BYU					



DEVIN CENTERS

37

FS • 5-9 • 200 • SR-3L

Chandler, Ariz.
(Chandler HS)

CAREER STATS - DEFENSE

Year	G/GS	UA-AT-TT	TFL	Sack	INT	PB	FF	FR
2013	13/0	1-2-3	0.0-0	0.0-0	0-0	0	0	0
2014	13/6	38-36-74	6.5-27	3.0-20	1-34	10	0	3
2015	13/8	29-17-46	0.0-0	0.0-0	3-39	2	0	0
2016	11/9	37-21						

2016 UTAH STATE FOOTBALL PLAYER PROFILES



at WYO	1/1	1-0-1	0.0-0	0.0-0	0	0	0	0/0
UNM	1/0	2-1-3	0.0-0	0.0-0	0	0	0	0/0
at NEV	1/1	8-2-10	0.0-0	0.0-0	0	0	0	0/0
at BYU								

2015	G/GS	U-A-T	TFL	Sack	INT	PB	QH	F/R
SUU	1/1	3-1-4	0.0-0	0.0-0	0	0	0	0/0
at Utah	1/1	3-3-6	0.0-0	0.0-0	0	0	0	0/0
at Wash	1/1	4-2-6	0.0-0	0.0-0	1	0	0	0/0
CSU	1/1	1-6-7	0.0-0	0.0-0	0	1	0	0/0
at FS	1/1	2-1-3	0.0-0	0.0-0	1	0	0	0/0
BSU	1/1	3-1-4	0.0-0	0.0-0	0	1	0	0/0
at SDSU	1/1	5-1-6	0.0-0	0.0-0	0	0	0	0/0
WYO	1/0	0-0-0	0.0-0	0.0-0	0	0	0	0/0
at UNM	1/1	2-0-2	0.0-0	0.0-0	1	0	0	0/0
at AFA	1/0	3-0-3	0.0-0	0.0-0	0	0	0	0/0
NEV	1/0	0-1-1	0.0-0	0.0-0	0	0	0	0/0
BYU	1/0	0-0-0	0.0-0	0.0-0	0	0	0	0/0
vs. AKR	1/0	3-1-4	0.0-0	0.0-0	0	0	0	0/0

2014	G/GS	U-A-T	TFL	Sack	INT	PB	QH	F/R
at Tenn	1/1	6-3-9	0.0-0	0.0-0	0	0	0	0/0
ISU	1/1	7-3-10	1.0-8	1.0-8	0	1	0	0/0
WF	1/1	1-3-4	1.0-4	1.0-4	0	0	1	0/1
at ASU	1/1	8-3-11	2.5-13	1.0-8	0	0	0	0/1
at BYU	1/0	1-1-2	0.0-0	0.0-0	1	2	0	0/0
AFA	1/0	2-3-5	0.0-0	0.0-0	0	0	1	0/0
at CSU	1/0	1-2-3	0.0-0	0.0-0	0	1	0	0/0
UNLV	1/0	1-4-5	0.0-0	0.0-0	0	1	0	0/0
at UH	1/0	2-2-4	0.0-0	0.0-0	0	1	0	0/1
at WYO	1/0	3-1-4	1.0-1	0.0-0	0	0	0	0/0
UNM	1/1	0-6-6	0.0-0	0.0-0	0	1	0	0/0
SJSU	1/0	2-5-7	1.0-1	0.0-0	0	1	0	0/0
at BSU	1/1	4-0-4	0.0-0	0.0-0	0	2	0	0/0

DNP: vs. UTEP

2013	G/GS	U-A-T	TFL	Sack	INT	PB	QH	F/R
at Utah	1/0	0-0-0	0.0-0	0.0-0	0	0	0	0/0
WSU	1/0	1-0-1	0.0-0	0.0-0	0	0	0	0/0
at USC	1/0	0-0-0	0.0-0	0.0-0	0	0	0	0/0
at SJSU	1/0	0-0-0	0.0-0	0.0-0	0	0	0	0/0
BYU	1/0	0-0-0	0.0-0	0.0-0	0	0	0	0/0
BSU	1/0	0-0-0	0.0-0	0.0-0	0	0	0	0/0
at UNM	1/0	0-1-1	0.0-0	0.0-0	0	0	0	0/0
UH	1/0	0-1-1	0.0-0	0.0-0	0	0	0	0/0
at UNLV	1/0	0-0-0	0.0-0	0.0-0	0	0	0	0/0
CSU	1/0	0-0-0	0.0-0	0.0-0	0	0	0	0/0
WYO	1/0	0-0-0	0.0-0	0.0-0	0	0	0	0/0
at FS	1/0	0-0-0	0.0-0	0.0-0	0	0	0	0/0
vs. NIU	1/0	0-0-0	0.0-0	0.0-0	0	0	0	0/0

DNP: @AFA

AUSTIN CHENEY
CB • 5-9 • 185 • SR-1L
 Boise, Idaho
 (Borah HS)
 (Southern Virginia)

CAREER STATS - DEFENSE								
Year	G/GS	UA-AT-TT	TFL	Sack	INT	PB	FF	FR
2014	9/0	1-1-2	0.0-0	0.0-0	0	0	0	0
2015	0/0	0-0-0	0.0-0	0.0-0	0	0	0	0
2016	8/0	1-1-2	0.0-0	0.0-0	0	0	0	0
TOTAL	17/0	2-2-4	0.0-0	0.0-0	0	0	0	0

CAREER HIGHS - DEFENSE
 Tackles: 2, vs. San José State (11/21/14)
 TD: 1, vs. Fresno St. (10/22/16)

GAME-BY-GAME DEFENSE								
2016	G/GS	U-A-T	TFL	Sack	INT	PD	QH	F/R
WSU	0/0	0-0-0	0.0-0	0.0-0	0	0	0	0/0
at USC	0/0	0-0-0	0.0-0	0.0-0	0	0	0	0/0
ASU	1/0	0-0-0	0.0-0	0.0-0	0	0	0	0/0
AFA	1/0	0-0-0	0.0-0	0.0-0	0	0	0	0/0
at BSU	1/0	0-0-0	0.0-0	0.0-0	0	0	0	0/0
at CSU	0/0	0-0-0	0.0-0	0.0-0	0	0	0	0/0
FS	1/0	0-0-0	0.0-0	0.0-0	0	0	0	0/0
SDSU	1/0	1-0-1	0.0-0	0.0-0	0	0	0	0/0

at WYO	1/0	0-0-0	0.0-0	0.0-0	0	0	0	0/0
UNM	1/0	0-0-0	0.0-0	0.0-0	0	0	0	0/0
at NEV	1/0	0-1-1	0.0-0	0.0-0	0	0	0	0/0
at BYU								

2014	G/GS	U-A-T	TFL	Sack	INT	PD	QH	F/R
at ASU	1/0	0-0-0	0.0-0	0.0-0	0	0	0	0/0
at BYU	1/0	0-0-0	0.0-0	0.0-0	0	0	0	0/0
AFA	1/0	0-0-0	0.0-0	0.0-0	0	0	0	0/0
at CSU	0/0	0-0-0	0.0-0	0.0-0	0	0	0	0/0
UNLV	1/0	0-0-0	0.0-0	0.0-0	0	0	0	0/0
at UH	1/0	0-0-0	0.0-0	0.0-0	0	0	0	0/0
at WYO	1/0	0-0-0	0.0-0	0.0-0	0	0	0	0/0
UNM	1/0	0-0-0	0.0-0	0.0-0	0	0	0	0/0
SJSU	1/0	1-1-2	0.0-0	0.0-0	0	0	0	0/0
at BSU	1/0	0-0-0	0.0-0	0.0-0	0	0	0	0/0
vs. UTEP	0/0	0-0-0	0.0-0	0.0-0	0	0	0	0/0

DNP: @Tenn, ISU, WF, CSU, vs. UTEP

LANDON HORNE
TE • 6-2 • 245 • SR-1L
 Kaysville, Utah
 (Davis HS)
 (Snow College)

CAREER STATS - RECEIVING							
Year	G/GS	Rec	Yds	Avg	TD	Long	
2014	1/0	0	0	0.0	0	0	
2015	12/0	0	0	0.0	0	0	
2016	11/1	2	12	6.0	0	7	
TOTAL	24/1	2	12	6.0	0	7	

CAREER HIGHS - RECEIVING
 Receptions: 1, twice
 Receiving Yards: 7, at USC (9/10/16)
 Long Catch: 7, at USC (9/10/16)

GAME-BY-GAME RECEIVING							
2016	G/GS	Rec	Yds	Avg	TD	LG	
WSU	1/0	1	5	5.0	0	5	
at USC	1/0	1	7	7.0	0	7	
ASU	1/0	0	0	0.0	0	0	
AFA	1/0	0	0	0.0	0	0	
at BSU	1/0	0	0	0.0	0	0	
at CSU	1/0	0	0	0.0	0	0	
FS	1/0	0	0	0.0	0	0	
SDSU	1/0	0	0	0.0	0	0	
at WYO	1/0	0	0	0.0	0	0	
UNM	1/0	0	0	0.0	0	0	
at NEV	1/0	0	0	0.0	0	0	
at BYU							

2015	G/GS	Rec	Yds	Avg	TD	LG	
at Utah	1/0	0	0	0.0	0	0	
at Wash	1/0	0	0	0.0	0	0	
CSU	1/0	0	0	0.0	0	0	
at FS	1/0	0	0	0.0	0	0	
BSU	1/0	0	0	0.0	0	0	
at SDSU	1/0	0	0	0.0	0	0	
WYO	1/0	0	0	0.0	0	0	
at UNM	1/0	0	0	0.0	0	0	
at AFA	1/0	0	0	0.0	0	0	
NEV	1/0	0	0	0.0	0	0	
BYU	1/0	0	0	0.0	0	0	
vs. AKR	1/0	0	0	0.0	0	0	

DNP: SUU

2014	G/GS	REC	YDS	AVG	TD	LNG	
vs. UTEP	1/0	0	0	0.0	0	0	

DNP: @Tenn, ISU, WF, @ASU, @BYU, AFA, @CSU, UNLV, @UH, @WYO, UNM, SJSU, @BSU

JOE PALANGE
TE • 6-1 • 250 • SR-SQ
 Cleveland, Ohio
 (St. Edward HS)
 (Oklahoma)

CAREER STATS - RECEIVING						
Year	G/GS	Rec	Yds	Avg	TD	Long
2016	11/1	0	0	0.0	0	0

GAME-BY-GAME RECEIVING						
2016	G/GS	Rec	Yds	Avg	TD	LG
WSU	1/0	0	0	0.0	0	0
at USC	1/0	0	0	0.0	0	0
ASU	1/1	0	0	0.0	0	0
AFA	1/0	0	0	0.0	0	0
at BSU	1/0	0	0	0.0	0	0
at CSU	1/0	0	0	0.0	0	0
FS	1/0	0	0	0.0	0	0
SDSU	1/0	0	0	0.0	0	0
at WYO	1/0	0	0	0.0	0	0
UNM	1/0	0	0	0.0	0	0
at NEV	1/0	0	0	0.0	0	0
at BYU						

MASON TOBECK
LB • 6-2 • 240 • FR-RS
 Puyallup, Wash.
 (Cascade Christian HS)

CAREER STATS - DEFENSE								
Year	G/GS	UA-AT-TT	TFL	Sack	INT	PB	FF	FR
2016	7/1	0-1-1	0.0-0	0.0-0	0-0	0	0	0

CAREER HIGHS - DEFENSE
 Tackles: 1, at Nevada (11/19/26)

GAME-BY-GAME DEFENSE								
2016	G/GS	U-A-T	TFL	Sack	INT	PB	QH	F/R
WSU	0/0	0-0-0	0.0-0	0.0-0	0	0	0	0/0
at USC	0/0	0-0-0	0.0-0	0.0-0	0	0	0	0/0
ASU	0/0	0-0-0	0.0-0	0.0-0	0	0	0	0/0
AFA	1/0	0-0-0	0.0-0	0.0-0	0	0	0	0/0
at BSU	1/0	0-0-0	0.0-0	0.0-0	0	0	0	0/0
at CSU	1/1	0-0-0	0.0-0	0.0-0	0	0	0	0/0
FS	1/0	0-0-0	0.0-0	0.0-0	0	0	0	0/0
SDSU	1/0	0-0-0	0.0-0	0.0-0	0	0	0	0/0
at WYO	1/0	0-0-0	0.0-0	0.0-0	0	0	0	0/0
UNM	0/0	0-0-0	0.0-0	0.0-0	0	0	0	0/0
at NEV	1/0	0-1-1	0.0-0	0.0-0	0	0	0	0/0
at BYU								

CHASE CHRISTIANSEN
LB • 6-1 • 235 • SO-SQ
 Stansbury, Utah
 (Stansbury HS)

CAREER STATS - DEFENSE								
Year	G/GS	UA-AT-TT	TFL	Sack	INT	PB	FF	FR
2015	3/0	0-0-0	0.0-0	0.0-0	0-0	0	0	0
2016	9/2	17-22-39	4.0-10	2.0-3	0-0	0	0	0
TOTAL	12/2	17-22-39	4.0-10	2.0-3	0-0	0	0	0

CAREER HIGHS - DEFENSE
 Tackles: 9, vs. Fresno St. (10/22/16)
 TFLs: 2.0, vs. Arkansas St. (9/16/16)
 Sacks: 1.0, twice
 QBH: 1, vs. Fresno St. (10/22/16)

GAME-BY-GAME DEFENSE								
2016	G/GS	U-A-T	TFL	Sack	INT	PB	QH	F/R
WSU	1/0	2-3-5	0.0-0	0.0-0	0	0	0	0/0
at USC								



2016 UTAH STATE FOOTBALL PLAYER PROFILES

at CSU	1/0	2-2-4	0.0-0	0.0-0	0	0	0	0	0
FS	1/0	2-7-9	0.0-0	0.0-0	0	0	1	0	0
SDSU	1/1	5-3-8	1.5-4	1.0-1	0	0	0	0	0
at WYO	1/1	4-4-8	0.5-0	0.0-0	0	0	0	0	0
UNM	0/0	0-0-0	0.0-0	0.0-0	0	0	0	0	0
at NEV	0/0	0-0-0	0.0-0	0.0-0	0	0	0	0	0
at BYU									

2015	G/GS	U-A-T	TFL	Sack	INT	PB	QH	F/R	
SUU	1/0	0-0-0	0.0-0	0.0-0	0	0	0	0/0	
at Utah	1/0	0-0-0	0.0-0	0.0-0	0	0	0	0/0	
at Wash	1/0	0-0-0	0.0-0	0.0-0	0	0	0	0/0	

DNP: CSU, @FS, BSU, @SDSU, WYO, @UNM, @AFA, NEV, BYU, vs. AKR



DEREK LARSEN **49**
LB • 6-3 • 240 • SO-1L
 Logan, Utah
 (Logan HS)

CAREER STATS - DEFENSE									
Year	G/GS	UA-AT-TI	TFL	Sack	INT	PB	QH	FF	FR
2015	9/0	1-0-1	0.0-0	0.0-0	0-0	0	0	0	0
2016	11/7	15-26-41	4.0-7	1.5-3	0-0	0	0	0	0
TOTAL	20/7	16-26-42	4.0-7	1.5-3	0-0	0	0	0	0

CAREER HIGHS - DEFENSE									
Tackles:	8	vs. Fresno St.	(10/22/16)						
TFL:	2.0	at USC	(9/10/16)						
Sacks:	1.0	at USC	(9/10/16)						
QBH:	1	at Colorado St.	(10/8/16)						

GAME-BY-GAME DEFENSE									
2016	G/GS	U-A-T	TFL	Sack	INT	PB	QH	F/R	
WSU	1/1	0-3-3	0.0-0	0.0-0	0	0	0	0/0	
at USC	1/1	3-4-7	2.0-3	1.0-2	0	0	0	0/0	
ASU	1/1	1-2-3	0.5-1	0.5-1	0	0	0	0/0	
AFA	1/1	0-5-5	0.0-0	0.0-0	0	0	0	0/0	
at BSU	1/1	1-2-3	0.0-0	0.0-0	0	0	0	0/0	
at CSU	1/1	1-1-2	0.0-0	0.0-0	0	0	1	0/0	
FS	1/1	3-5-8	0.0-0	0.0-0	0	0	0	0/0	
SDSU	1/0	1-1-2	0.0-0	0.0-0	0	0	0	0/0	
at WYO	1/0	1-0-1	0.0-0	0.0-0	0	0	0	0/0	
UNM	1/0	0-0-0	0.0-0	0.0-0	0	0	0	0/0	
at NEV	1/0	4-3-7	0.5-0	0.0-0	0	0	0	0/0	
at BYU									

2015	G/GS	U-A-T	TFL	Sack	INT	PB	QH	F/R	
at FS	1/0	1-0-1	0.0-0	0.0-0	0	0	0	0/0	
BSU	1/0	0-0-0	0.0-0	0.0-0	0	0	0	0/0	
at SDSU	1/0	0-0-0	0.0-0	0.0-0	0	0	0	0/0	
WYO	1/0	0-0-0	0.0-0	0.0-0	0	0	0	0/0	
at UNM	1/0	0-0-0	0.0-0	0.0-0	0	0	0	0/0	
at AFA	1/0	0-0-0	0.0-0	0.0-0	0	0	0	0/0	
NEV	1/0	0-0-0	0.0-0	0.0-0	0	0	0	0/0	
BYU	1/0	0-0-0	0.0-0	0.0-0	0	0	0	0/0	
vs. AKR	1/0	0-0-0	0.0-0	0.0-0	0	0	0	0/0	

DNP: SUU, @Utah, @Wash, CSU



EMMETT ODEGARD **50**
LS • 6-1 • 220 • JR-JC
 Greenwich, Conn.
 (Greenwich HS)
 (Nassau CC)

CAREER STATS - DEFENSE									
Year	G/GS	UA-AT-TI	TFL	Sack	INT	PB	QH	FF	FR
2016	11/0	0-0-0	0.0-0	0.0-0	0-0	0	0	0	0

GAME-BY-GAME DEFENSE									
2016	G/GS	U-A-T	TFL	Sack	INT	PB	QH	F/R	
WSU	1/0	0-0-0	0.0-0	0.0-0	0	0	0	0/0	
at USC	1/0	0-0-0	0.0-0	0.0-0	0	0	0	0/0	
ASU	1/0	0-0-0	0.0-0	0.0-0	0	0	0	0/0	
AFA	1/0	0-0-0	0.0-0	0.0-0	0	0	0	0/0	
at BSU	1/0	0-0-0	0.0-0	0.0-0	0	0	0	0/0	
at CSU	1/0	0-0-0	0.0-0	0.0-0	0	0	0	0/0	

FS	1/0	0-0-0	0.0-0	0.0-0	0	0	0	0/0	
SDSU	1/0	0-0-0	0.0-0	0.0-0	0	0	0	0/0	
at WYO	1/0	0-0-0	0.0-0	0.0-0	0	0	0	0/0	
UNM	1/0	0-0-0	0.0-0	0.0-0	0	0	0	0/0	
at NEV	1/0	0-0-0	0.0-0	0.0-0	0	0	0	0/0	
at BYU									



JUSTUS TE'I **51**
LB • 6-3 • 230 • FR-HS
 San Marcos, Calif.
 (Mission Hills HS)

CAREER STATS - DEFENSE									
Year	G/GS	UA-AT-TI	TFL	Sack	INT	PB	FF	FR	
2016	11/3	3-9-12	2.0-9	1.5-8	0-0	1	0	0	0

CAREER HIGHS - DEFENSE									
Tackles:	3	twice							
TFL:	1.0	vs. Weber St.	(9/1/16)						
Sacks:	1.0	vs. Weber St.	(9/1/16)						
PBU:	1	at USC	(9/10/16)						
QBH:	1	at Colorado St.	(10/8/16)						

GAME-BY-GAME DEFENSE									
2016	G/GS	U-A-T	TFL	Sack	INT	PB	QH	F/R	
WSU	1/0	2-1-3	1.0-6	1.0-6	0	0	0	0/0	
at USC	1/0	1-1-2	0.0-0	0.0-0	0	1	0	0/0	
ASU	1/0	0-1-1	0.5-2	0.5-2	0	0	0	0/0	
AFA	1/0	0-1-1	0.0-0	0.0-0	0	0	0	0/0	
at BSU	1/0	0-0-0	0.0-0	0.0-0	0	0	0	0/0	
at CSU	1/0	0-0-0	0.0-0	0.0-0	0	0	1	0/0	
FS	1/0	0-0-0	0.0-0	0.0-0	0	0	0	0/0	
SDSU	1/0	0-0-0	0.0-0	0.0-0	0	0	0	0/0	
at WYO	1/1	0-3-3	0.5-1	0.0-0	0	0	0	0/0	
UNM	1/1	0-1-1	0.0-0	0.0-0	0	0	0	0/0	
at NEV	1/1	0-1-1	0.0-0	0.0-0	0	0	0	0/0	
at BYU									



ADEWALE ADEOYE **55**
DE • 6-3 • 260 • SO-SQ
 St. Louis, Mo.
 (Ritenour HS)

CAREER STATS - DEFENSE									
Year	G/GS	UA-AT-TI	TFL	Sack	INT	PB	FF	FR	
2015	0/0	0-0-0	0.0-0	0.0-0	0-0	0	0	0	0
2016	6/0	0-2-2	0.0-0	0.0-0	0-0	0	0	0	0
TOTAL	5/0	0-2-2	0.0-0	0.0-0	0-0	0	0	0	0

CAREER HIGHS - DEFENSE									
Tackles:	1	twice							

GAME-BY-GAME DEFENSE									
2016	G/GS	U-A-T	TFL	Sack	INT	PB	QH	F/R	
WSU	1/0	0-0-0	0.0-0	0.0-0	0	0	0	0/0	
at USC	0/0	0-0-0	0.0-0	0.0-0	0	0	0	0/0	
ASU	0/0	0-0-0	0.0-0	0.0-0	0	0	0	0/0	
AFA	1/0	0-1-1	0.0-0	0.0-0	0	0	0	0/0	
at BSU	0/0	0-0-0	0.0-0	0.0-0	0	0	0	0/0	
at CSU	0/0	0-0-0	0.0-0	0.0-0	0	0	0	0/0	
FS	0/0	0-0-0	0.0-0	0.0-0	0	0	0	0/0	
SDSU	1/0	0-1-1	0.0-0	0.0-0	0	0	0	0/0	
at WYO	1/0	0-0-0	0.0-0	0.0-0	0	0	0	0/0	
UNM	1/0	0-0-0	0.0-0	0.0-0	0	0	0	0/0	
at NEV	1/0	0-0-0	0.0-0	0.0-0	0	0	0	0/0	
at BYU									



ANDREW CHEN **55**
OL • 6-4 • 285 • JR-SQ
 Calabasas, Calif.
 (Chaminade College Prep)

CAREER STATS - OFFENSIVE LINE									
Year	G/GS	SnP	Grd	Tch	Eff.	Ass	KD		
2015	0/0	0	0	0	0	0	0	0	0
2016	1/0	2	83	50	100	100	0	0	0
TOTAL	1/0	2	83	50	100	100	0	0	0

GAME-BY-GAME - OFFENSIVE LINE

2016	G/GS	SnP	Grd	Tch	Eff.	Assgn.	KD		
WSU	1/0	2	83	50	100	100	0	0	0
at USC	0/0	0	0	0	0	0	0	0	0
ASU	0/0	0	0	0	0	0	0	0	0
AFA	0/0	0	0	0	0	0	0	0	0
at BSU	0/0	0	0	0	0	0	0	0	0
at CSU	0/0	0	0	0	0	0	0	0	0
FS	0/0	0	0	0	0	0	0	0	0
SDSU	0/0	0	0	0	0	0	0	0	0
at WYO	0/0	0	0	0	0	0	0	0	0
UNM	0/0	0	0	0	0	0	0	0	0
at NEV	0/0	0	0	0	0	0	0	0	0
at BYU									



GASETOTO SCHUSTER **56**
NG • 6-0 • 290 • SO-1L
 Long Beach, Calif.
 (Long Beach Poly HS)

CAREER STATS - DEFENSE									
Year	G/GS	UA-AT-TI	TFL	Sack	INT	PB	FF	FR	
2015	10/0	1-5-6	0.0-0	0.0-0	0-0	0	0	0	0
2016	10/0	3-14-17	0.0-0	0.0-0	0-0	0	0	0	0
TOTAL	20/0	4-19-23	0.0-0	0.0-0	0-0	0	0	0	0

CAREER HIGHS - DEFENSE									
Tackles:	3	four times							

GAME-BY-GAME DEFENSE									
2016	G/GS	U-A-T	TFL	Sack	INT	PB	QH	F/R	
WSU	1/0	0-3-3	0.0-0	0.0-0	0	0	0	0/0	
at USC	1/0	1-1-2	0.0-0	0.0-0	0	0	0	0/0	
ASU	1/0	0-0-0	0.0-0	0.0-0	0	0	0	0/0	
AFA	1/0	0-3-3	0.0-0	0.0-0	0	0	0	0/0	
at BSU	1/0	2-1-3	0.0-0	0.0-0	0	0	0	0/0	
at CSU	1/0	0-1-1	0.0-0	0.0-0	0	0	0	0/0	
FS	1/0	0-2-2	0.0-0	0.0-0	0	0	0	0/0	
SDSU	1/0	0-0-0	0.0-0	0.0-0	0	0	0	0/0	
at WYO	1/0	0-2-2	0.0-0	0.0-0	0	0	0	0/0	
UNM	1/0	0-1-1	0.0-0	0.0-0	0	0	0	0/0	
at NEV	0/0	0-0-0	0.0-0	0.0-0	0	0	0	0/0	
at BYU									

2015	G/GS	U-A-T	TFL	Sack	INT	PB	QH	F/R	
SUU	1/0	0-0-0	0.0-0	0.0-0	0	0	0	0/0	
at Utah	1/0	0-1-1	0.0-0	0.0-0	0	0	0	0/0	
at Wash	1/0	1-2-3	0.0-0	0.0-0	0	0	0	0/0	
CSU	1/0	0-1-1	0.0-0	0.0-0	0	0	0	0/0	
at FS	1/0	0-0-0	0.0-0	0.0-0	0	0	0	0/0	
BSU	1/0	0-0-0	0.0-0						



GAME-BY-GAME DEFENSE

2016	G/GS	U-A-T	TFL	Sack	INT	PB	QH	F/R
WSU	1/1	4-5-9	1.0-1	0.0-0	0	0	0	0/0
at USC	1/1	4-3-7	0.0-0	0.0-0	0	0	0	0/0
ASU	0/0	0-0-0	0.0-0	0.0-0	0	0	0	0/0
AFA	1/0	0-2-2	0.0-0	0.0-0	0	0	0	0/0
at BSU	1/0	2-1-3	0.0-0	0.0-0	0	0	0	0/0
at CSU	1/0	5-2-7	0.0-0	0.0-0	0	0	1	0/0
FS	1/0	0-10-10	0.0-0	0.0-0	0	0	0	0/0
SDSU	1/1	0-5-5	0.0-0	0.0-0	0	0	0	0/0
at WYO	0/0	0-0-0	0.0-0	0.0-0	0	0	0	0/0
UNM	0/0	0-0-0	0.0-0	0.0-0	0	0	0	0/0
at NEV	0/0	0-0-0	0.0-0	0.0-0	0	0	0	0/0
at BYU								



AUSTIN STEPHENS 59

OC • 6-3 • 315 • SR-2L
West Des Moines, Iowa
(Valley HS)
(Iowa Western CC)

CAREER STATS - OFFENSIVE LINE

Year	G/GS	Snp	Grd	Tch	Eff.	Assgn.	KD
2014	14/14	955	85	76	87	91	51
2015	13/13	875	77	n/a	n/a	n/a	42
2016	11/11	760	89	85	93	89	27
TOTAL	38/38	2,590	84	81	90	90	120

GAME-BY-GAME - OFFENSIVE LINE

2016	G/GS	Snp	Grd	Tch	Eff.	Ass.	KD
WSU	1/1	56	92	89	95	91	5
at USC	1/1	63	90	83	92	90	1
ASU	1/1	75	87	82	93	87	2
AFA	1/1	82	87	77	90	87	4
at BSU	1/1	80	87	87	88	87	0
at CSU	1/1	78	89	85	94	89	4
FS	1/1	69	87	76	90	87	3
SDSU	1/1	55	93	91	100	93	5
at WYO	1/1	75	93	92	97	93	3
UNM	1/1	59	91	84	94	91	0
at NEV	1/1	68	87	85	89	87	2
at BYU							

2015	G/GS	Snp	Grd	Tch	Eff.	Ass.	KD
SUU	1/1	72	71	n/a	n/a	n/a	5
at Utah	1/1	68	80	n/a	n/a	n/a	6
at Wash	1/1	62	72	n/a	n/a	n/a	2
CSU	1/1	71	72	n/a	n/a	n/a	4
at FS	1/1	54	70	n/a	n/a	n/a	3
BSU	1/1	68	84	n/a	n/a	n/a	4
at SDSU	1/1	58	78	n/a	n/a	n/a	2
WYO	1/1	54	86	n/a	n/a	n/a	4
UNM	1/1	64	75	n/a	n/a	n/a	1
at AFA	1/1	70	75	n/a	n/a	n/a	2
NEV	1/1	72	83	n/a	n/a	n/a	3
BYU	1/1	88	78	n/a	n/a	n/a	3
vs. AKR	1/1	74	80	n/a	n/a	n/a	3

2014	G/GS	Snp	Grd	Tch	Eff.	Ass.	KD
at Tenn	1/1	60	81	73	77	93	1
ISU	1/1	76	79	76	70	91	3
WF	1/1	85	84	75	82	93	2
at ASU	1/1	85	84	78	86	89	3
at BYU	1/1	77	88	81	91	94	9
AFA	1/1	62	84	66	89	94	1
at CSU	1/1	53	87	75	92	94	2
UNLV	1/1	78	93	87	94	97	9
at UH	1/1	74	88	78	93	93	5
at WYO	1/1	45	73	60	87	76	2
UNM	1/1	59	84	75	90	88	4
SJSU	1/1	61	89	80	90	95	2
at BSU	1/1	75	81	74	82	88	4
vs. UTEP	1/1	65	88	82	89	93	4



DOMINIK EBERLE 62

PK • 6-1 • 170 • FR-RS
Redondo Beach, Calif.
(Redondo Union HS)

CAREER STATS - KICKING

Year	FGM-A	PCT	1-19	20-29	30-39	40-49	50+
2016	3-4	.750	0-0	2-2	0-0	1-2	0-0

CAREER HIGHS - KICKING

FG: 3, at Nevada (11/19/16)
FG Att: 3, at Nevada (11/19/16)
Long: 43, at Nevada (11/19/16)

CAREER STATS - KICKOFFS

Year	GP	No.	Yds	Avg	TB
2016	3	1	43	43.0	0

CAREER STATS - SCORING

Year	PAT	FG	Total	AVG/G
2016	0	3	9	3.0

CAREER HIGHS - SCORING

Points: 9, at Nevada (11/19/16)

GAME-BY-GAME KICKING

2016	FGM-A	PCT	1-19	20-29	30-39	40-49	50+
WSU	0-0	.000	0-0	0-0	0-0	0-0	0-0
at USC	0-0	.000	0-0	0-0	0-0	0-0	0-0
ASU	0-0	.000	0-0	0-0	0-0	0-0	0-0
AFA	0-0	.000	0-0	0-0	0-0	0-0	0-0
at BSU	0-0	.000	0-0	0-0	0-0	0-0	0-0
at CSU	0-0	.000	0-0	0-0	0-0	0-0	0-0
FS	0-0	.000	0-0	0-0	0-0	0-0	0-0
SDSU	0-0	.000	0-0	0-0	0-0	0-0	0-0
at WYO	0-1	.000	0-0	0-0	0-0	0-1	0-0
UNM	0-0	.000	0-0	0-0	0-0	0-0	0-0
at NEV	3-3	1.000	0-0	2-2	0-0	1-1	0-0
at BYU							

GAME-BY-GAME - KICKOFFS

2016	No	Yds	Avg	TB	OB
WSU	0	0	0.0	0	0
at USC	1	43	43.0	0	0
ASU	0	0	0.0	0	0
AFA	0	0	0.0	0	0
at BSU	0	0	0.0	0	0
at CSU	0	0	0.0	0	0
FS	0	0	0.0	0	0
SDSU	0	0	0.0	0	0
at WYO	0	0	0.0	0	0
UNM	0	0	0.0	0	0
at NEV	0	0	0.0	0	0
at BYU					



BROCK WARREN 63

PK • 6-2 • 175 • SR-1L
Hyde Park, Utah
(Sky View HS)

CAREER STATS - KICKING

Year	FGM-A	PCT	1-19	20-29	30-39	40-49	50+
2012	0-1	.000	0-0	0-0	0-0	0-1	0-0
2014	0-0	.000	0-0	0-0	0-0	0-0	0-0
2015	8-11	.727	0-0	4-6	2-2	2-3	0-0
2016	8-11	.727	0-0	3-3	4-6	1-1	0-0
TOTAL	16-23	.695	0-0	7-9	6-8	3-6	0-0

CAREER HIGHS - KICKING

FG: 3, vs. Colorado St. (10/3/15)
FG Att: 3, twice
Long: 43, vs. Fresno St. (10/22/16)
PATs Made: 4, twice
PATs Att: 4, twice

CAREER STATS - KICKOFFS

Year	GP	No	Yds	Avg	TB
2012	2	6	385	64.2	1
2014	0	0	0	0.0	0
2015	13	4	225	56.3	1
2016	10	1	40	40.0	0
TOTAL	25	11	650	59.1	1

CAREER STATS - SCORING

Year	PAT	FG	Total	AVG/G
2012	5	0	5	2.5
2014	0	0	0	0.0
2015	39	8	63	4.8
2016	30	8	54	5.4
TOTAL	74	16	122	4.8

CAREER HIGHS - SCORING

Points: 12, vs. Colorado St. (10/3/15)

GAME-BY-GAME KICKING

2016	FGM-A	PCT	1-19	20-29	30-39	40-49	50+
WSU	1-1	1.000	0-0	0-0	1-1	0-0	0-0
at USC	0-1	.000	0-0	0-0	0-1	0-0	0-0
ASU	2-2	1.000	0-0	0-0	2-2	0-0	0-0
AFA	2-2	1.000	0-0	2-2	0-0	0-0	0-0
at BSU	1-2	.500	0-0	1-1	0-1	0-0	0-0
at CSU	1-1	1.000	0-0	0-0	1-1	0-0	0-0
FS	1-1	1.000	0-0	0-0	0-0	1-1	0-0
SDSU	0-0	.000	0-0	0-0	0-0	0-0	0-0
at WYO	0-0	.000	0-0	0-0	0-0	0-0	0-0
UNM	0-0	.000	0-0	0-0	0-0	0-0	0-0
at NEV	0-1	.000	0-0	0-0	0-0	0-1	0-0
at BYU							

2015	FGM-A	PCT	1-19	20-29	30-39	40-49	50+
SUU	1-1	1.000	0-0	0-0	1-1	0-0	0-0
at Utah	0-0	.000	0-0	0-0	0-0	0-0	0-0
at Wash	1-1	1.000	0-0	1-1	0-0	0-0	0-0
CSU	3-3	1.000	0-0	1-1	1-1	1-1	0-0
at FS	0-0	.000	0-0	0-0	0-0	0-0	0-0
BSU	0-0	.000	0-0	0-0	0-0	0-0	0-0
at SDSU	0-0	.000	0-0	0-0	0-0	0-0	0-0
WYO	1-1	.000	0-0	1-1	0-0	0-0	0-0
at UNM	2-3	.000	0-0	1-1	0-0	1-2	0-0
at AFA	0-0	.000	0-0	0-0	0-0	0-0	0-0
NEV	0-2	.000	0-0	0-2	0-0	0-0	0-0
BYU	0-0	.000	0-0	0-0	0-0	0-0	0-0
vs. AKR	0-0	.000	0-0	0-0	0-0	0-0	0-0

2012	FGM-A	PCT	1-19	20-29	30-39	40-49	50+
SUU	0-0	.000	0-0	0-0	0-0	0-0	0-0
Utah	0-1	.000	0-0	0-0	0-0	0-1	0-0

DNP: @UW, @CSU, UNLV, @BYU, @SJSU, NMSU, @UTSA, Tex St., @La Tech, UI, vs. TOL

GAME-BY-GAME - KICKOFFS

2016	No	Yds	Avg	TB	OB
WSU	0	0	0.0	0	0
at USC	1	40	40.0	0	0
ASU	0	0	0.0	0	0
AFA	0	0	0.0	0	0
at BSU	0	0	0.0	0	0
at CSU	0	0	0.0	0	0
FS	0	0	0.0	0	0
SDSU	0	0	0.0	0	0
at WYO	0	0	0.0	0	0
UNM	0	0	0.0	0	0
at NEV	0	0	0.0	0	0
at BYU					

2015	No	Yds	Avg	TB	OB
SUU	0	0	0.0	0	0
at Utah	0	0	0.0	0	0
at Wash	0	0	0.0	0	0
CSU	0	0	0.0	0	0
at FS	0	0	0.0	0	0



2016 UTAH STATE FOOTBALL PLAYER PROFILES

BSU	0	0	0.0	0	0
at SDSU	0	0	0.0	0	0
WYO	0	0	0.0	0	0
UNM	4	225	56.2	1	0
at AFA	0	0	0.0	0	0
NEV	0	0	0.0	0	0
BYU	0	0	0.0	0	0
vs. AKR	0	0	0.0	0	0

2012	No	Yds	Avg	TB	OB
SUU	3	195	65.0	0	0
Utah	3	190	63.3	1	0

DNP: @UW, @CSU, UNLV, @BYU, @SJSU, NMSU, @UTSA, Tex St., @La Tech, UI, vs. TOL



JAROM IOANE **64**
OL • 6-6 • 350 • JR-1L
 Bountiful, Utah
 (Bountiful HS)

CAREER STATS - OFFENSIVE LINE							
Year	G/GS	Snp	Grd	Tch	Eff.	Ass.	KD
2015	13/0	25	75	n/a	n/a	n/a	2
2016	0/0	0	0	0	0	0	0
TOTAL	13/0	25	75	0	0	0	2

GAME-BY-GAME OFFENSIVE LINE							
2015	G/GS	Snp	Grd	Tch	Eff.	Ass.	KD
SUU	1/0	1	0	n/a	n/a	n/a	0
at Utah	1/0	0	0	n/a	n/a	n/a	0
at Wash	1/0	0	0	n/a	n/a	n/a	0
CSU	1/0	0	0	n/a	n/a	n/a	0
at FS	1/0	16	0	n/a	n/a	n/a	0
BSU	1/0	0	0	n/a	n/a	n/a	0
at SDSU	1/0	0	0	n/a	n/a	n/a	0
WYO	1/0	8	75	n/a	n/a	n/a	2
UNM	1/0	0	0	n/a	n/a	n/a	0
at AFA	1/0	0	0	n/a	n/a	n/a	0
NEV	1/0	0	0	n/a	n/a	n/a	0
BYU	1/0	0	0	n/a	n/a	n/a	0
vs. AKR	1/0	0	0	n/a	n/a	n/a	0



AUSTIN ALBRECHT **65**
OL • 6-5 • 300 • SR-2L
 Sandy, Utah
 (Alta HS)

CAREER STATS - OFFENSIVE LINE							
Year	G/GS	Snp	Grd	Tch	Eff.	Ass.	KD
2013	0/0	0	n/a	n/a	n/a	n/a	0
2014	14/2	197	82	72	88	90	19
2015	13/13	884	75	n/a	n/a	n/a	56
2016	11/11	760	87	78	90	87	83
TOTAL	38/26	1,841	81	75	89	89	158

GAME-BY-GAME - OFFENSIVE LINE							
2016	G/GS	Snp	Grd	Tch	Eff.	Ass.	KD
WSU	1/1	56	93	84	96	93	9
at USC	1/1	63	90	76	92	90	6
ASU	1/1	75	92	83	95	92	10
AFA	1/1	82	81	68	81	81	5
at BSU	1/1	80	86	79	86	86	8
at CSU	1/1	78	89	74	94	89	10
FS	1/1	69	81	74	90	81	6
SDSU	1/1	55	89	77	89	89	12
at WYO	1/1	75	81	71	87	81	8
UNM	1/1	59	86	84	91	86	2
at NEV	1/1	68	91	91	93	91	7
at BYU							

2015	G/GS	Snp	Grd	Tch	Eff.	Ass.	KD
SUU	1/1	73	72	n/a	n/a	n/a	4
at Utah	1/1	68	78	n/a	n/a	n/a	5
at Wash	1/1	62	75	n/a	n/a	n/a	1
CSU	1/1	71	77	n/a	n/a	n/a	6

at FS	1/1	62	76	n/a	n/a	n/a	4
BSU	1/1	68	84	n/a	n/a	n/a	4
at SDSU	1/1	58	82	n/a	n/a	n/a	6
WYO	1/1	54	79	n/a	n/a	n/a	4
UNM	1/1	64	79	n/a	n/a	n/a	6
at AFA	1/1	70	76	n/a	n/a	n/a	4
NEV	1/1	72	77	n/a	n/a	n/a	4
BYU	1/1	88	75	n/a	n/a	n/a	4
vs. AKR	1/1	74	77	n/a	n/a	n/a	4

2014	G/GS	Snp	Grd	Tch	Eff.	Ass.	KD
at Tenn	1/0	4	90	75	100	100	2
ISU	1/0	12	78	75	83	75	1
WF	1/0	0	0	0	0	0	0
at ASU	1/0	0	0	0	0	0	0
at BYU	1/0	0	0	0	0	0	0
AFA	1/0	3	78	67	67	100	0
at CSU	1/0	0	0	0	0	0	0
UNLV	1/0	3	89	67	100	100	0
at UH	1/0	7	90	71	100	100	0
WYO	1/0	6	67	67	67	67	0
UNM	1/0	47	87	74	96	91	6
SJSU	1/1	55	79	70	80	93	6
at BSU	1/1	33	80	74	90	88	0
vs. UTEP	1/0	27	85	78	93	90	4



KJ ULUAVE **66**
OL • 6-4 • 300 • SO-SQ
 Laie, Hawai'i
 (Kahuku HS)

CAREER STATS - OFFENSIVE LINE							
Year	G/GS	Snp	Grd	Tch	Eff.	Ass.	KD
2015	2/0	24	71	n/a	n/a	n/a	1
2016	11/3	243	83	70	83	83	11
TOTAL	13/3	267	77	70	83	83	12

GAME-BY-GAME - OFFENSIVE LINE							
2016	G/GS	Snp	Grd	Tch	Eff.	Ass.	KD
WSU	1/0	5	67	n/a	80	80	1
at USC	1/0	3	89	67	100	100	0
ASU	1/0	n/a	n/a	n/a	n/a	n/a	n/a
AFA	1/0	n/a	n/a	n/a	n/a	n/a	n/a
at BSU	1/0	n/a	n/a	n/a	n/a	n/a	n/a
at CSU	1/0	n/a	n/a	n/a	n/a	n/a	n/a
FS	1/0	n/a	n/a	n/a	n/a	n/a	n/a
SDSU	1/0	27	78	70	70	78	2
at WYO	1/1	75	77	65	84	77	6
UNM	1/1	59	82	78	82	82	2
at NEV	1/1	68	78	70	82	78	1
at BYU							

2015	G/GS	Snp	Grd	Tch	Eff.	Ass.	KD
at FS	1/0	16	71	n/a	n/a	n/a	0
WYO	1/0	8	70	n/a	n/a	n/a	1

DNP: SUU, @Utah, @Wash, CSU, BSU, @SDSU, UNM, @AFA, NEV, BYU, vs. AKR



BRANDON TAUKEIAHO **67**
OL • 6-2 • 305 • JR-SQ
 South Jordan, Utah
 (Bingham HS)

CAREER STATS - OFFENSIVE LINE							
Year	G/GS	Snp	Grd	Tch	Eff.	Ass.	KD
2014	3/0	12	80	85	75	90	2
2015	0/0	0	0	0	0	0	0
2016	9/0	5	59	59	59	59	0
TOTAL	12/0	17	70	72	67	75	2

GAME-BY-GAME - OFFENSIVE LINE							
2016	G/GS	Snp	Grd	Tch	Eff.	Ass.	KD
WSU	1/0	2	50	50	50	50	0
at USC	1/0	3	67	67	67	67	0
ASU	1/0	n/a	n/a	n/a	n/a	n/a	n/a
AFA	1/0	n/a	n/a	n/a	n/a	n/a	n/a
at BSU	1/0	n/a	n/a	n/a	n/a	n/a	n/a

at CSU	1/0	n/a	n/a	n/a	n/a	n/a	n/a
FS	1/0	n/a	n/a	n/a	n/a	n/a	n/a
SDSU	1/0	n/a	n/a	n/a	n/a	n/a	n/a
at WYO	1/0	n/a	n/a	n/a	n/a	n/a	n/a
UNM	1/0	n/a	n/a	n/a	n/a	n/a	n/a
at NEV	1/0	n/a	n/a	n/a	n/a	n/a	n/a
at BYU							



DALTON FORSYTHE **68**
OL • 6-3 • 300 • SR-SQ
 Grapevine, Texas
 (Grapevine HS)
 (Southern Utah)

CAREER STATS - OFFENSIVE LINE							
Year	G/GS	Snp	Grd	Tch	Eff.	Ass.	KD
2015	0/0	0	0	0	0	0	0
2016	2/0	4	67	50	75	75	1
TOTAL	2/0	4	67	50	75	75	1

GAME-BY-GAME - OFFENSIVE LINE							
2016	G/GS	Snp	Grd	Tch	Eff.	Ass.	KD
WSU	1/0	4	67	50	75	75	1
at USC	0/0	0	0	0	0	0	0
ASU	0/0	0	0	0	0	0	0
AFA	0/0	0	0	0	0	0	0
at BSU	0/0	0	0	0	0	0	0
at CSU	0/0	0	0	0	0	0	0
FS	0/0	0	0	0	0	0	0
SDSU	0/0	0	0	0	0	0	0
at WYO	0/0	0	0	0	0	0	0
UNM	1/0	n/a	n/a	n/a	n/a	n/a	n/a
at NEV	0/0	0	0	0	0	0	0
at BYU							



RODERICK SMITH **69**
OL • 6-1 • 280 • FR-RS
 DeSoto, Texas
 (DeSoto HS)

CAREER STATS - OFFENSIVE LINE							
Year	G/GS	Snp	Grd	Tch	Eff.	Ass.	KD
2016	2/0	8	67	40	74	74	1

GAME-BY-GAME - OFFENSIVE LINE							
2016	G/GS	Snp	Grd	Tch	Eff.	Ass.	KD
WSU	1/0	5	67	40	80	80	1
at USC	1/0	3	67	n/a	67	67	0
ASU	0/0	0	0	0	0	0	0
AFA	0/0	0	0	0	0	0	0
at BSU	0/0	0	0	0	0	0	0
at CSU	0/0	0	0	0	0	0	0
FS	0/0	0	0	0	0	0	0
SDSU	0/0	0	0	0	0	0	0
at WYO	0/0	0	0	0	0	0	0
UNM	0/0	0	0	0	0	0	0
at NEV	0/0	0	0	0	0	0	0
at BYU							



TRAVIS SEEFELDT **70**
NG • 6-1 • 305 • R-SR-3L
 Peoria, Ariz.
 (Liberty HS)

CAREER STATS - DEFENSE												
Year	G/GS	UA-AT-TI	TFL	Sack	INT	PB	FF	FR				
2012	13/0	2-8-10	0-0-0	0-0-0	0-0	0	0	1				
2013	12/0	3-6-9	3.5-12	2.0-11	0-0	0	0	1				
2014	14/2	13-22-35	6.0-21	2.0-10	0-0	2	0	2				
2015	0/0	0-0-0	0-0-0	0-0-0	0-0	0	0	0				
2016	11/11	9-29-38	5.0-16	0.5-1	0-0	1	1	0				
TOTAL	50/13	27-65-92	14.5-49	4.5-22	0-0	3	2	3				





CAREER HIGHS - DEFENSE

Tackles: 9, at Colorado St. (10/8/16)
 Sacks: 1.0, four times
 TFL: 2.0, at Colorado St. (10/8/16)
 QBH: 2, vs. New Mexico (11/12/16)
 PBU: 1, three times
 FR: 1, twice
 FF: 1, twice
 Block: 1, twice

GAME-BY-GAME DEFENSE

2016	G/GS	U-A-T	TFL	Sack	INT	PB	QH	F/R
WSU	1/1	1-1-2	1.0-7	0.0-0	0	0	0	1/0
at USC	1/1	0-2-2	0.0-0	0.0-0	0	0	0	0/0
ASU	1/1	0-4-4	0.5-1	0.5-1	0	0	1	0/0
AFA	1/1	0-7-7	0.5-1	0.0-0	0	0	0	0/0
at BSU	1/1	1-2-3	0.0-0	0.0-0	0	0	0	0/0
at CSU	1/1	3-6-9	2.0-0	0.0-0	0	0	0	0/0
FS	1/1	0-2-2	0.0-0	0.0-0	0	0	0	0/0
SDSU	1/1	0-0-0	0.0-0	0.0-0	0	0	0	0/0
at WYO	1/1	1-1-2	0.0-0	0.0-0	0	1	0	0/0
UNM	1/1	0-3-3	0.5-1	0.0-0	0	0	2	0/0
at NEV	1/1	3-1-4	0.5-1	0.0-0	0	0	0	0/0
at BYU								

2014	G/GS	U-A-T	TFL	Sack	INT	PB	QH	F/R
at Tenn	1/0	2-1-3	1.0-9	1.0-9	0	0	1	0/0
ISU	1/0	0-3-3	0.0-0	0.0-0	0	0	1	0/0
WF	1/0	0-1-1	0.5-1	0.0-0	0	1	0	0/0
at ASU	1/0	1-0-1	1.0-1	0.0-0	0	0	0	0/0
at BYU	1/0	1-0-1	0.0-0	0.0-0	0	0	0	0/1
AFA	1/1	0-1-1	0.0-0	0.0-0	0	0	0	0/0
at CSU	1/0	0-2-2	0.5-2	0.0-0	0	0	0	0/0
UNLV	1/0	0-0-0	0.0-0	0.0-0	0	0	0	0/1
at UH	1/0	2-0-2	1.0-5	0.0-0	0	0	0	0/0
at WYO	1/0	3-3-6	0.0-0	0.0-0	0	1	0	0/0
UNM	1/1	0-4-4	0.5-1	0.0-0	0	0	0	0/0
SJSU	1/0	0-3-3	0.5-1	0.0-0	0	0	0	0/0
at BSU	1/0	2-1-3	1.0-1	1.0-1	0	0	0	0/0
vs. UTEP	1/0	2-3-5	0.0-0	0.0-0	0	0	0	0/0

2013	G/GS	U-A-T	TFL	Sack	INT	PB	QH	F/R
at AFA	1/0	0-0-0	0.0-0	0.0-0	0	0	0	0/0
WSU	1/0	0-2-2	0.5-1	0.0-0	0	0	0	0/0
at SJSU	1/0	0-2-2	0.5-0	0.0-0	0	0	0	0/0
BYU	1/0	0-0-0	0.0-0	0.0-0	0	0	0	0/0
BSU	1/0	0-1-1	0.5-0	0.0-0	0	0	0	0/0
at UNM	1/0	2-0-2	1.0-8	1.0-8	0	0	0	0/0
UH	1/0	0-0-0	0.0-0	0.0-0	0	0	1	0/0
at UNLV	1/0	0-0-0	0.0-0	0.0-0	0	0	0	0/0
CSU	1/0	1-1-2	1.0-3	1.0-3	0	0	1	1/0
WYO	1/0	0-0-0	0.0-0	0.0-0	0	0	0	0/0
at FS	1/0	0-0-0	0.0-0	0.0-0	0	0	0	0/0
vs. NIU	1/0	0-0-0	0.0-0	0.0-0	0	0	0	0/0

2012	G/GS	U-A-T	TFL	Sack	INT	PB	QH	F/R
SUU	1/0	0-1-1	0.0-0	0.0-0	0-0	0	0	0/0
Utah	1/0	0-0-0	0.0-0	0.0-0	0-0	0	0	0/1
at UW	1/0	0-0-0	0.0-0	0.0-0	0-0	0	0	0/0
at CSU	1/0	0-0-0	0.0-0	0.0-0	0-0	0	0	0/0
UNLV	1/0	0-3-3	0.0-0	0.0-0	0-0	0	0	0/0
at BYU	1/0	0-0-0	0.0-0	0.0-0	0-0	0	0	0/0
at SJSU	1/0	0-1-1	0.0-0	0.0-0	0-0	0	0	0/0
NMSU	1/0	0-1-1	0.0-0	0.0-0	0-0	0	0	0/0
at UTSA	1/0	1-0-1	0.0-0	0.0-0	0-0	0	0	0/0
Tex. St	1/0	1-0-1	0.0-0	0.0-0	0-0	0	0	0/0
at La Tech	1/0	0-0-0	0.0-0	0.0-0	0-0	0	0	0/0
UI	1/0	0-2-2	0.0-0	0.0-0	0-0	0	0	0/0
vs. TOL	1/0	0-0-0	0.0-0	0.0-0	0-0	0	0	0/0



PRESTON BROOKSBY 73
 OL • 6-5 • 295 • JR-RS
 Peoria, Ariz.
 (Sunrise Mountain HS)
 (Glendale CC)

CAREER STATS - OFFENSIVE LINE

Year	G/GS	Snp	Grd	Tch	Eff.	Ass.	KD
2016	11/11	731	77	61	79	77	23

GAME-BY-GAME - OFFENSIVE LINE

2016	G/GS	Snp	Grd	Tch	Eff.	Ass.	KD
WSU	1/1	57	72	n/a	68	72	6
at USC	1/1	66	79	59	80	79	1
ASU	1/1	75	83	60	85	83	2
AFA	1/1	82	65	54	65	65	0
at BSU	1/1	81	73	59	75	73	0
at CSU	1/1	78	82	62	85	82	3
FS	1/1	69	71	57	84	71	4
SDSU	1/1	30	80	67	80	80	1
at WYO	1/1	66	74	61	79	74	2
UNM	1/1	59	84	71	85	84	2
at NEV	1/1	68	82	74	82	82	2
at BYU							



JUDE HOCKEL 74
 OL • 6-4 • 290 • SR-SQ
 Walnut Creek, Calif.
 (Northgate HS)
 (Diablo Valley CC)

CAREER STATS - OFFENSIVE LINE

Year	G/GS	Snp	Grd	Tch	Eff.	Ass.	KD
2015	6/0	8	71	n/a	n/a	n/a	0
2016	11/8	566	73	55	77	73	26
TOTAL	17/8	574	72	55	77	73	26

GAME-BY-GAME - OFFENSIVE LINE

2016	G/GS	Snp	Grd	Tch	Eff.	Ass.	KD
WSU	1/1	58	71	57	74	71	9
at USC	1/1	64	75	50	78	75	4
ASU	1/1	75	70	59	75	70	6
AFA	1/1	82	74	58	76	74	3
at BSU	1/1	81	62	52	65	62	0
at CSU	1/1	78	71	59	78	71	1
FS	1/1	69	71	55	82	71	1
SDSU	1/1	55	62	n/a	67	62	2
at WYO	1/0	n/a	n/a	n/a	n/a	n/a	n/a
UNM	1/0	4	100	50	100	100	0
at NEV	1/0	n/a	n/a	n/a	n/a	n/a	n/a
at BYU							

2015	G/GS	Snp	Grd	Tch	Eff.	Ass.	KD
WYO	1/0	8	71	n/a	n/a	n/a	0
UNM	1/0	0	0	n/a	n/a	n/a	0
at AFA	1/0	0	0	n/a	n/a	n/a	0
NEV	1/0	0	0	n/a	n/a	n/a	0
BYU	1/0	0	0	n/a	n/a	n/a	0
vs. AKR	1/0	0	0	n/a	n/a	n/a	0

DNP: SUU, @Utah, @Wash, CSU, @FS, BSU, @SDSU



JAKE SIMONICH 76
 OL • 6-5 • 305 • SR-3L
 Danville, Calif.
 (San Ramon Valley HS)

CAREER STATS - OFFENSIVE LINE

Year	G/GS	Snp	Grd	Tch	Eff.	Ass.	KD
2013	14/0	63	75	74	78	74	5
2014	14/14	894	81	70	83	89	52
2015	13/13	901	77	n/a	n/a	n/a	42
2016	11/11	766	87	79	91	87	45
TOTAL	51/37	2,624	80	75	84	83	144

GAME-BY-GAME - OFFENSIVE LINE

2016	G/GS	Snp	Grd	Tch	Eff.	Ass.	KD
WSU	1/1	57	91	80	96	91	8
at USC	1/1	64	85	81	90	85	3
ASU	1/1	76	91	82	93	91	8
AFA	1/1	82	86	81	86	86	4
at BSU	1/1	81	87	80	88	87	1
at CSU	1/1	79	80	70	86	80	3
FS	1/1	69	86	70	90	86	5
SDSU	1/1	55	91	84	95	91	4
at WYO	1/1	76	87	74	92	87	5
UNM	1/1	59	86	80	94	86	2
at NEV	1/1	68		89	96	94	2
at BYU							

2015	G/GS	Snp	Grd	Tch	Eff.	Ass.	KD
SUU	1/1	73	75	n/a	n/a	n/a	2
at Utah	1/1	68	81	n/a	n/a	n/a	2
at Wash	1/1	62	73	n/a	n/a	n/a	2
CSU	1/1	71	76	n/a	n/a	n/a	3
at FS	1/1	51	74	n/a	n/a	n/a	5
BSU	1/1	68	84	n/a	n/a	n/a	4
at SDSU	1/1	58	80	n/a	n/a	n/a	7
WYO	1/1	82	84	n/a	n/a	n/a	3
UNM	1/1	64	77	n/a	n/a	n/a	3
at AFA	1/1	70	71	n/a	n/a	n/a	2
NEV	1/1	72	74	n/a	n/a	n/a	3
BYU	1/1	88	74	n/a	n/a	n/a	3
vs. AKR	1/1	74	75	n/a	n/a	n/a	3

2014	G/GS	Snp	Grd	Tch	Eff.	Ass.	KD
at Tenn	1/1	60	83	75	80	93	3
ISU	1/1	76	77	66	76	89	2
WF	1/1	85	77	72	67	93	1
at ASU	1/1	85	83	71	87	91	8
at BYU	1/1	77	87	73	94	96	7
AFA	1/1	62	74	65	85	73	3
at CSU	1/1	53	83	68	87	94	4
UNLV	1/1	78	80	73	82	85	7
at UH	1/1	74	82	72	86	89	3
at WYO	1/1	45	79	67	78	91	4
UNM	1/1	22	76	60	82	86	0
SJSU	1/1	50	81	70	82	90	3
at BSU	1/1	62	80	75	85	80	4
vs. UTEP	1/1	65	88	78	90	92	3

2013	G/GS	Snp	Grd	Tch	Eff.	Ass.	KD
at Utah	1/0	0	0	0	0	0	0
at AFA	1/0	7	71	71	71	71	0
WSU	1/0	12	83	83	83	83	2
at USC	1/0	0	0	0	0	0	0
at SJSU	1/0	0	0	0	0	0	0
BYU	1/0	0	0	0	0	0	0
BSU	1/0	0	0	0	0	0	0
at UNM	1/0	12	75	75	75	75	0
UH	1/0	9	62	55	66	66	1
at UNLV	1/0	0	0	0	0	0	0
CSU	1/0	0	0	0	0	0	0
WYO	1/0	0	0	0	0	0	0
at FS	1/0	0	0	0	0	0	0
vs. NIU	1/0	23	85	85	95	75	2



CODY BOYER 78
 OL • 6-6 • 275 • SO-1L
 Layton, Utah
 (Layton HS)



GAME-BY-GAME - OFFENSIVE LINE

Table with columns: 2016, G/GS, Snp, Grd, Tch, Eff, Ass, KD. Rows include WSU, at USC, ASU, AFA, at BSU, at CSU, FS, SDSU, at WYO, UNM, at NEV, at BYU.

Table with columns: 2015, G/GS, Snp, Grd, Tch, Eff, Ass, KD. Rows include at FS, at SDSU, WYO.

DNP: SUU, @Utah, @Wash, CSU, BSU, UNM, @AFA, NEV, BYU, vs. AKR



TYLER FOX
WR • 5-11 • 180 • So.-1L
Layton, Utah
(Layton HS)

80

CAREER STATS - RECEIVING

Table with columns: Year, G/GS, Rec, Yds, Avg, TD, Long. Rows for 2015, 2016, and TOTAL.

CAREER HIGHS - RECEIVING

Receptions: 2, at Utah (9/11/2015)
Receiving Yards: 26, at Utah (9/11/15)
Long Catch: 25, vs. BYU (11/28/15)

GAME-BY-GAME RECEIVING

Table with columns: 2016, G/GS, Rec, Yds, Avg, TD, LG. Rows include WSU, at USC, ASU, AFA, at BSU, at CSU, FS, SDSU, at WYO, UNM, at NEV, at BYU.

Table with columns: 2015, G/GS, Rec, Yds, Avg, TD, LG. Rows include SUU, at Utah, at Wash, CSU, at FS, BSU, at SDSU, WYO, at UNM, at AFA, NEV, BYU, vs. AKR.



ANDREW RODRIGUEZ
WR • 5-9 • 185 • Sr.-1L
Allen, Texas
(Allen HS)
(Houston)

82

CAREER STATS - RECEIVING

Table with columns: Year, G/GS, Rec, Yds, Avg, TD, Long. Rows for 2015, 2016, and TOTAL.

CAREER HIGHS - RECEIVING

Receptions: 7, vs. Air Force (9/24/16)
Receiving Yards: 89, at Boise St. (10/1/16)
Receiving TDs: 1, twice
Long Catch: 58, vs. BYU (11/28/15)

CAREER STATS - PUNT RETURNS

Table with columns: Year, RET, YDS, AVG, TD, LG. Rows for 2015, 2016, and TOTAL.

CAREER HIGHS - PUNT RETURNS

Returns: 8, vs. Southern Utah (9/3/15)
Yards: 136, vs. Southern Utah (9/3/15)
Long Return: 88, vs. Southern Utah (9/3/15)
TDs: 1, vs. Southern Utah (9/3/15)

GAME-BY-GAME RECEIVING

Table with columns: 2016, G/GS, Rec, Yds, Avg, TD, LG. Rows include WSU, at USC, ASU, AFA, at BSU, at CSU, FS, SDSU, at WYO, UNM, at NEV, at BYU.

Table with columns: 2015, G/GS, Rec, Yds, Avg, TD, LG. Rows include SUU, at Utah, at Wash, CSU, at FS, BSU, at SDSU, WYO, at UNM, at AFA, NEV, BYU, vs. AKR.

GAME-BY-GAME PUNT RETURNS

Table with columns: 2016, Ret, Yds, Avg, TD, LG. Rows include WSU, at USC, ASU, AFA, at BSU, at CSU, FS, SDSU, at WYO, UNM, at NEV, at BYU.

Table with columns: 2015, Ret, Yds, Avg, TD, LG. Rows include SUU, at Utah, at Wash, CSU, at FS, BSU, at SDSU, WYO, at UNM, at AFA, NEV, BYU, vs. AKR.



WYATT HOUSTON
TE • 6-4 • 255 • Sr.-3L
Tualatin, Ore.
(Horizon Christian HS)

83

CAREER STATS - RECEIVING

Table with columns: Year, G/GS, Rec, Yds, Avg, TD, Long. Rows for 2013, 2014, 2015, 2016, and TOTAL.

CAREER HIGHS - RECEIVING

Receptions: 5, twice
Receiving Yards: 66, vs. Wyoming (10/30/15)
Long Catch: 44, vs. Hawai'i (11/2/13)
Receiving TDs: 2, vs. Wyoming (10/30/15)

GAME-BY-GAME RECEIVING

Table with columns: 2016, G/GS, Rec, Yds, Avg, TD, LG. Rows include WSU, at USC, ASU, AFA, at BSU, at CSU, FS, SDSU, at WYO, UNM, at NEV, at BYU.


Table with columns: 2015, G/GS, Rec, Yds, Avg, TD, LG. Rows include SUU, at Utah, at Wash, CSU, at FS, BSU, at SDSU, WYO, at UNM, at AFA, NEV, BYU, vs. AKR.

Table with columns: 2014, G/GS, Rec, Yds, Avg, TD, LG. Rows include at Tenn, ISU, WF, at ASU, at BYU, AFA, at CSU, UNLV, at UH, at WYO, UNM, SJSU, at BSU, vs. UTEP.

Table with columns: 2013, G/GS, Rec, Yds, Avg, TD, LG. Rows include at UNM, UH, at UNLV, CSU, WYO, at FS, vs. NIU.

DNP: @Utah, @AFA, WSU, @USC, @SJSU, BYU, BSU



ETHAN CORTAZZO **84**
 WR • 6-0 • 195 • JR-SQ
 Mesa, Ariz.
 (Red Mountain HS)
 (Mesa CC)

CAREER STATS - RECEIVING

Year	G/GS	Rec	Yds	Avg	TD	Long
2015	0/0	0	0	0.0	0	0
2016	11/0	1	3	3.0	0	0
TOTAL	11/0	1	3	3.0	0	0

CAREER HIGHS - RECEIVING
 Receptions: 1, at Colorado St. (10/8/16)
 Receiving Yards: 3, at Colorado St. (10/8/16)
 Long Catch: 3, at Colorado St. (10/8/16)

CAREER STATS - RUSHING

Year	Rush	Yds	Avg	TD	Long
2015	0	0	0.0	0	0
2016	1	3	3.0	0	3
TOTAL	1	3	3.0	0	3

CAREER HIGHS - RUSHING
 Rushes: 1, at USC (9/10/16)
 Yards: 3, at USC (9/10/16)
 Long Rush: 3, at USC (9/10/16)

GAME-BY-GAME RECEIVING

2016	G/GS	Rec	Yds	Avg	TD	LG
WSU	1/0	0	0	0.0	0	0
at USC	1/0	0	0	0.0	0	0
ASU	1/0	0	0	0.0	0	0
AFA	1/0	0	0	0.0	0	0
at BSU	1/0	0	0	0.0	0	0
at CSU	1/0	1	3	3.0	0	3
FS	1/0	0	0	0.0	0	0
SDSU	1/0	0	0	0.0	0	0
at WYO	1/0	0	0	0.0	0	0
UNM	1/0	0	0	0.0	0	0
at NEV	1/0	0	0	0.0	0	0
at BYU						

GAME-BY-GAME RUSHING

2016	Att	Yds	Avg	TD	LG
WSU	0	0	0.0	0	0
at USC	1	3	3.0	0	3
ASU	0	0	0.0	0	0
AFA	0	0	0.0	0	0
at BSU	0	0	0.0	0	0
at CSU	0	0	0.0	0	0
FS	0	0	0.0	0	0
SDSU	0	0	0.0	0	0
at WYO	0	0	0.0	0	0
UNM	0	0	0.0	0	0
at NEV	0	0	0.0	0	0
at BYU					



DEREK HASTINGS **85**
 TE • 6-2 • 235 • FR-HS
 Lehi, Utah
 (Lehi HS)

CAREER STATS - RECEIVING

Year	G/GS	Rec	Yds	Avg	TD	Long
2016	7/0	0	0	0.0	0	0

CAREER STATS - DEFENSE

Year	G	UA-AT-TT	TFL	Sack	INT	PB	FF	FR
2016	7	0-1-1	0-0-0	0-0-0	0	0	0	0

CAREER HIGHS - DEFENSE
 Tackles: 1, vs. San Diego St. (10/28/16)

GAME-BY-GAME RECEIVING

2016	G/GS	Rec	Yds	Avg	TD	LG
WSU	0/0	0	0	0.0	0	0
at USC	0/0	0	0	0.0	0	0

ASU	0/0	0	0	0.0	0	0
AFA	0/0	0	0	0.0	0	0
at BSU	1/0	0	0	0.0	0	0
at CSU	1/0	0	0	0.0	0	0
FS	1/0	0	0	0.0	0	0
SDSU	1/0	0	0	0.0	0	0
at WYO	1/0	0	0	0.0	0	0
UNM	1/0	0	0	0.0	0	0
at NEV	1/0	0	0	0.0	0	0
at BYU						

GAME-BY-GAME DEFENSE

2016	U-A-T	TFL	Sack	INT	PD	QH	F/R
WSU	0-0-0	0-0-0	0-0-0	0	0	0	0/0
at USC	0-0-0	0-0-0	0-0-0	0	0	0	0/0
ASU	0-0-0	0-0-0	0-0-0	0	0	0	0/0
AFA	0-0-0	0-0-0	0-0-0	0	0	0	0/0
at BSU	0-0-0	0-0-0	0-0-0	0	0	0	0/0
at CSU	0-0-0	0-0-0	0-0-0	0	0	0	0/0
FS	0-0-0	0-0-0	0-0-0	0	0	0	0/0
SDSU	0-1-1	0-0-0	0-0-0	0	0	0	0/0
at WYO	0-0-0	0-0-0	0-0-0	0	0	0	0/0
UNM	0-0-0	0-0-0	0-0-0	0	0	0	0/0
at NEV							
at BYU							



DAX RAYMOND **87**
 TE • 6-5 • 245 • So.-1L
 Provo, Utah
 (Timpview HS)

CAREER STATS - RECEIVING

Year	G/GS	Rec	Yds	Avg	TD	Long
2015	9/0	4	72	18.0	0	22
2016	0/0	0	0	0.0	0	0
TOTAL	9/0	4	72	18.0	0	22

CAREER HIGHS - RECEIVING
 Receptions: 1, four times
 Receiving Yards: 22, twice
 Long Catch: 22, twice

GAME-BY-GAME RECEIVING

2016	G/GS	Rec	Yds	Avg	TD	LG
WSU	0/0	0	0	0.0	0	0
at USC	0/0	0	0	0.0	0	0
ASU	0/0	0	0	0.0	0	0
AFA	0/0	0	0	0.0	0	0
at BSU	0/0	0	0	0.0	0	0
at CSU	0/0	0	0	0.0	0	0
FS	0/0	0	0	0.0	0	0
SDSU	0/0	0	0	0.0	0	0
at WYO	0/0	0	0	0.0	0	0
UNM	0/0	0	0	0.0	0	0
at NEV	0/0	0	0	0.0	0	0
at BYU						

2015	G/GS	Rec	Yds	Avg	TD	LG
SUU	1/0	0	0	0.0	0	0
at Utah	1/0	1	9	9.0	0	9
at Wash	1/0	1	19	19.0	0	19
CSU	1/0	1	22	22.0	0	22
at UNM	1/0	0	0	0.0	0	0
at AFA	1/0	0	0	0.0	0	0
NEV	1/0	0	0	0.0	0	0
BYU	1/0	0	0	0.0	0	0
vs. AKR	1/0	1	22	22.0	0	22

DNP: @FS, BSU, @SDSU, WYO



BRAELON ROBERTS **88**
 WR • 6-3 • 205 • JR-2L
 Dallas, Texas
 (Bishop Dunne HS)

CAREER STATS - RECEIVING

Year	G/GS	Rec	Yds	Avg	TD	Long
2014	5/0	0	0	0.0	0	0
2015	11/6	17	150	8.8	0	14
2016	11/1	12	148	12.3	1	28
TOTAL	27/7	29	298	10.3	1	28

CAREER HIGHS - RECEIVING
 Receptions: 4, vs. Southern Utah (9/3/15)
 Receiving Yards: 49, vs. Fresno St. (10/22/16)
 Receiving TDs: 1, vs. Fresno St. (10/22/16)
 Long Catch: 28, vs. Fresno St. (10/22/16)

GAME-BY-GAME RECEIVING

2016	G/GS	Rec	Yds	Avg	TD	LG
WSU	1/0	0	0	0.0	0	0
at USC	1/0	1	6	6.0	0	6
ASU	1/0	0	0	0.0	0	0
AFA	1/0	2	32	16.0	0	24
at BSU	1/0	3	35	11.7	0	24
at CSU	1/0	0	0	0.0	0	0
FS	1/0	2	49	24.5	1	28
SDSU	1/0	0	0	0.0	0	0
at WYO	1/0	1	8	8.0	0	8
UNM	1/0	3	18	6.0	0	7
at NEV	1/0	0	0	0.0	0	0
at BYU						

2015	G/GS	Rec	Yds	Avg	TD	LG
SUU	1/0	4	25	6.3	0	8
at Utah	1/0	1	9	9.0	0	9
at FS	1/0	0	0	0.0	0	0
BSU	1/0	0	0	0.0	0	0
at SDSU	1/0	1	11	11.0	0	11
WYO	1/1	3	27	9.0	0	11
at UNM	1/1	2	26	13.0	0	14
at AFA	1/1	1	9	9.0	0	9
NEV	1/1	1	8	8.0	0	8
BYU	1/1	1	9	9.0	0	9
vs. AKR	1/1	3	26	8.7	0	11

DNP: @Wash, CSU

2014	G/GS	Rec	Yds	Avg	TD	LG
ISU	1/0	0	0	0.0	0	0
at WYO	1/0	0	0	0.0	0	0
UNM	1/0	0	0	0.0	0	0
SJSU	1/0	0	0	0.0	0	0
at BSU	1/0	0	0	0.0	0	0

DNP: @Tenn, WF, @ASU, @BYU, AFA, @CSU, UNLV, @UH, vs. UTEP



AARON DALTON **89**
 P • 6-4 • 220 • SO-1L
 Bountiful, Utah
 (Viewmont HS)

CAREER STATS - PUNTS

Year	GP	No.	Yds	Avg	LG	I20
2015	13	72	2,974	41.3	69	27
2016	11	56	2,087	37.3	56	17
TOTAL	24	128	5,061	39.5	69	44

CAREER HIGHS - PUNTS
 Punts: 13, vs. Southern Utah (9/3/15)
 Avg: 50.3, at Air Force (11/14/15)
 Long: 69, vs. Akron (12/12/15)
 I20: 4, twice





2016 UTAH STATE FOOTBALL PLAYER PROFILES

GAME-BY-GAME - PUNTING

2016	No.	Yds	Avg	LG	I20
WSU	2	39	19.5	22	0
at USC	5	217	43.4	56	2
ASU	8	303	37.9	49	2
AFA	3	100	33.3	38	2
at BSU	9	352	39.1	51	4
at CSU	7	268	38.3	54	2
FS	4	131	32.8	38	2
SDSU	7	310	44.3	52	1
at WYO	4	137	34.2	54	1
UNM	4	134	33.5	41	1
at NEV	3	96	32.0	43	0
at BYU					

2015	No.	Yds	Avg	LG	I20
SUU	13	463	35.6	48	3
at Utah	5	208	41.6	49	1
at Wash	4	139	34.8	42	1
CSU	4	180	45.0	58	1
at FS	6	252	42.0	49	2
BSU	7	282	40.3	51	2
at SDSU	6	260	43.3	56	3
WYO	1	38	38.0	38	0
at UNM	6	279	46.5	63	4
at AFA	7	352	50.3	57	2
NEV	3	110	36.7	40	3
BYU	4	144	36.0	44	2
vs. AKR	6	267	44.5	69	3



SIUA TAUFA
DE • 6-0 • 280 • SR-2L
 Concord, Calif.
 (Ygnacio Valley HS)
 (Diablo Valley CC)

91

CAREER STATS - DEFENSE

Year	G/GS	UA-AT-TT	TFL	Sack	INT	PB	QH	FF	FR
2014	13/1	7-7-14	2.5-12	1.0-8	0-0	0	0	0	0
2015	13/2	3-15-18	1.5-2	0.0-0	0-0	0	0	0	0
2016	11/0	10-17-27	3.5-12	0.0-0	0-0	0	0	0	1
TOTAL	37/3	20-34-54	7.5-26	1.0-8	0-0	0	0	0	1

CAREER HIGHS - DEFENSE

Tackles: 5, three times
 QBH: 1, twice
 TFL: 1.0, six times
 Sacks: 1.0, at Colorado St. (10/18/14)
 FR: 1, vs. Arkansas St. (9/16/16)

GAME-BY-GAME DEFENSE

2016	G/GS	U-A-T	TFL	Sack	INT	PB	QH	F/R
WSU	1/0	0-0-0	0.0-0	0.0-0	0	0	0	0/0
at USC	1/0	2-1-3	1.0-5	0.0-0	0	0	0	0/0
ASU	1/0	0-0-0	0.0-0	0.0-0	0	0	0	0/1
AFA	1/0	0-2-2	0.0-0	0.0-0	0	0	0	0/0
at BSU	1/0	2-0-2	0.0-0	0.0-0	0	0	0	0/0
at CSU	1/0	3-2-5	1.0-1	0.0-0	0	0	0	0/0
FS	1/0	0-3-3	0.0-0	0.0-0	0	0	0	0/0
SDSU	1/0	3-2-5	1.0-5	0.0-0	0	0	0	0/0
at WYO	1/0	0-1-1	0.5-1	0.0-0	0	0	0	0/0
UNM	1/0	0-5-5	0.0-0	0.0-0	0	0	0	0/0
at NEV	1/0	0-1-1	0.0-0	0.0-0	0	0	0	0/0
at BYU								

2015	G/GS	U-A-T	TFL	Sack	INT	PB	QH	F/R
SUU	1/0	0-1-1	0.0-0	0.0-0	0	0	0	0/0
at Utah	1/0	0-1-1	0.0-0	0.0-0	0	0	0	0/0
at Wash	1/0	0-0-0	0.0-0	0.0-0	0	0	0	0/0
CSU	1/0	0-2-2	0.0-0	0.0-0	0	0	0	0/0
at FS	1/0	0-0-0	0.0-0	0.0-0	0	0	0	0/0
BSU	1/0	0-2-2	0.5-1	0.0-0	0	0	0	0/0
at SDSU	1/0	1-2-3	0.0-0	0.0-0	0	0	0	0/0
WYO	1/1	0-3-3	0.0-0	0.0-0	0	0	0	0/0
at UNM	1/0	0-0-0	0.0-0	0.0-0	0	0	0	0/0
at AFA	1/1	1-2-3	1.0-1	0.0-0	0	0	0	0/0

NEV	1/0	0-2-2	0.0-0	0.0-0	0	0	0	0/0
BYU	1/0	0-0-0	0.0-0	0.0-0	0	0	1	0/0
vs. AKR	1/0	1-0-1	0.0-0	0.0-0	0	0	0	0/0

2014	G/GS	U-A-T	TFL	Sack	INT	PB	QH	F/R
at Tenn	1/0	1-0-1	0.0-0	0.0-0	0	0	1	0/0
ISU	1/0	0-1-1	0.0-0	0.0-0	0	0	0	0/0
WF	1/0	0-2-2	0.5-2	0.0-0	0	0	0	0/0
at ASU	1/0	0-0-0	0.0-0	0.0-0	0	0	0	0/0
at BYU	1/0	1-0-1	0.0-0	0.0-0	0	0	0	0/0
AFA	1/0	1-2-3	0.0-0	0.0-0	0	0	0	0/0
at CSU	1/0	1-0-1	1.0-8	1.0-8	0	0	0	0/0
UNLV	1/0	0-1-1	0.0-0	0.0-0	0	0	0	0/0
at UH	1/1	1-0-1	0.0-0	0.0-0	0	0	0	0/0
at WYO	1/0	1-0-1	0.0-0	0.0-0	0	0	0	0/0
UNM	1/0	0-0-0	0.0-0	0.0-0	0	0	0	0/0
at BSU	1/0	0-1-1	0.0-0	0.0-0	0	0	0	0/0
vs. UTEP	1/0	1-0-1	1.0-2	0.0-0	0	0	0	0/0

DNP: SJSU



JAKE TEMPLETON
DE • 6-2 • 285 • SO-TR
 Boise, Idaho
 (Timberline HS)
 (Boise State)

92

CAREER STATS - DEFENSE

Year	G/GS	UA-AT-TT	TFL	Sack	INT	PB	QH	FF	FR
2016	3/0	0-0-0	0.0-0	0.0-0	0-0	0	0	0	0

GAME-BY-GAME DEFENSE

2016	G/GS	U-A-T	TFL	Sack	INT	PB	QH	F/R
WSU	0/0	0-0-0	0.0-0	0.0-0	0	0	0	0/0
at USC	0/0	0-0-0	0.0-0	0.0-0	0	0	0	0/0
ASU	0/0	0-0-0	0.0-0	0.0-0	0	0	0	0/0
AFA	0/0	0-0-0	0.0-0	0.0-0	0	0	0	0/0
at BSU	0/0	0-0-0	0.0-0	0.0-0	0	0	0	0/0
at CSU	0/0	0-0-0	0.0-0	0.0-0	0	0	0	0/0
FS	0/0	0-0-0	0.0-0	0.0-0	0	0	0	0/0
SDSU	1/0	0-0-0	0.0-0	0.0-0	0	0	0	0/0
at WYO	0/0	0-0-0	0.0-0	0.0-0	0	0	0	0/0
UNM	1/0	0-0-0	0.0-0	0.0-0	0	0	0	0/0
at NEV	1/0	0-0-0	0.0-0	0.0-0	0	0	0	0/0
at BYU								



JACOBY WILDMAN
DE • 6-2 • 270 • FR-RS
 Logan, Utah
 (Logan HS)

93

CAREER STATS - DEFENSE

Year	G/GS	UA-AT-TT	TFL	Sack	INT	PB	QH	FF	FR
2016	10/0	0-2-2	0.0-0	0.0-0	0-0	0	0	0	0

CAREER HIGHS - DEFENSE

Tackles: 1, vs. Arkansas St. (9/16/16)
 QBH: 1, vs. Weber St. (9/1/16)

GAME-BY-GAME DEFENSE

2016	G/GS	U-A-T	TFL	Sack	INT	PB	QH	F/R
WSU	1/0	0-0-0	0.0-0	0.0-0	0	0	1	0/0
at USC	1/0	0-0-0	0.0-0	0.0-0	0	0	0	0/0
ASU	1/0	0-1-1	0.0-0	0.0-0	0	0	0	0/0
AFA	1/0	0-1-1	0.0-0	0.0-0	0	0	0	0/0
at BSU	1/0	0-0-0	0.0-0	0.0-0	0	0	0	0/0
at CSU	1/0	0-0-0	0.0-0	0.0-0	0	0	0	0/0
FS	1/0	0-0-0	0.0-0	0.0-0	0	0	0	0/0
SDSU	0/0	0-0-0	0.0-0	0.0-0	0	0	0	0/0
at WYO	1/0	0-0-0	0.0-0	0.0-0	0	0	0	0/0
UNM	1/0	0-0-0	0.0-0	0.0-0	0	0	0	0/0
at NEV	1/0	0-0-0	0.0-0	0.0-0	0	0	0	0/0
at BYU								



RICKY ALI'IFUA
DE • 6-2 • 280 • SR-3L
 San Leandro, Calif.
 (San Leandro HS)

95

CAREER STATS - DEFENSE

Year	G/GS	UA-AT-TT	TFL	Sack	INT	PB	QH	FF	FR
2013	13/0	7-17-24	4.0-13	1.5-8	0-0	1	0	0	0
2014	14/0	5-17-22	2.0-4	0.0-0	0-0	1	0	0	0
2015	12/11	12-12-24	4.0-31	3.0-26	0-0	0	1	0	0
2016	11/11	14-14-28	7.0-23	3.5-10	0-0	3	1	0	0
TOTAL	50/22	38-60-98	17.0-71	8.0-44	0-0	5	2	0	0

CAREER HIGHS - DEFENSE

Tackles: 6, twice
 Sacks: 1.0, seven times
 TFL: 2.0, vs. Southern Utah (9/3/15)
 PBU: 1, four times
 QBH: 1, three times
 FF: 1, twice

GAME-BY-GAME DEFENSE

2016	G/GS	U-A-T	TFL	Sack	INT	PB	QH	F/R
WSU	1/1	2-1-3	1.5-4	0.0-0	0	0	0	0/0
at USC	1/1	1-1-2	0.0-0	0.0-0	0	0	1	0/0
ASU	1/1	1-1-2	1.5-5	0.5-2	0	0	1	0/0
AFA	1/1	2-3-5	0.0-0	1.0-0	0	0	1	0/0
at BSU	1/1	2-1-3	0.0-0	0.0-0	0	0	0	0/0
at CSU	1/1	2-1-3	1.0-2	0.0-0	0	1	0	0/0
FS	1/1	0-0-0	0.0-0	0.0-0	0	0	0	0/0
SDSU	1/1	0-2-2	0.5-3	0.0-0	0	0	0	0/0
at WYO	1/1	2-0-2	1.0-2	1.0-2	0	0	0	0/0
UNM	1/1	0-4-4	0.5-1	0.0-0	0	1	0	0/0
at NEV	1/1	2-0-2	1.0-6	1.0-6	0	1	0	1/0
at BYU								

2015	G/GS	U-A-T	TFL	Sack	INT	PB	QH	F/R
SUU	1/1	2-1-3	2.0-8	1.0-3	0	0	0	0/0
at Utah	1/1	2-4-6	0.0-0	0.0-0	0	0	0	0/0
at Wash	1/1	0-0-0	0.0-0	0.0-0	0	0	0	0/0
CSU	1/1	1-0-1	1.0-10	1.0-10	0	0	0	0/0
at FS	1/1	0-0-0	0.0-0	0.0-0	0	0	0	0/0
BSU	1/1	1-2-3	1.0-13	0.0-0	0	0	0	1/0
at SDSU	1/1	0-1-1	0.0-0	0.0-0	0	0	0	0/0
WYO	0/0	0-0-0	0.0-0	0.0-0	0	0	0	0/0
at UNM	1/1	2-0-2	0.0-0	0.0-0	0	0	0	0/0
at AFA	1/1	3-1-4	0.0-0	0.0-0	0	0	0	0/0
NEV	1/1	0-1-1	0.0-0	0.0-0	0	0	0	0/0
BYU	1/0	0-1-1	0.0-0	0.0-0	0	0	1	0/0
vs. AKR	1/1	1-1-2	0.0-0	0.0-0	0	0	0	0/0

2014	G/GS	U-A-T	TFL	Sack	INT	PB	QH	F/R
at Tenn	1/0	2-3-5	0.0-0	0.0-0	0	0	0	0/0
ISU	1/0	0-3-3	0.5-1	0.0-0	0	0	0	0/0
WF	1/0	0-1-1	0.5-1	0.0-0	0	1		



at UNM	1/0	1-1-2	1.0-5	1.0-5	0	0	0	0/0
UH	1/0	0-1-1	0.0-0	0.0-0	0	0	1	0/0
at UNLV	1/0	1-0-1	0.0-0	0.0-0	0	0	0	0/0
CSU	1/0	0-1-1	0.0-0	0.0-0	0	0	1	0/0
WYO	1/0	0-1-1	0.5-3	0.5-3	0	0	0	0/0
at FS	1/0	0-1-1	0.5-1	0.0-0	0	0	0	0/0
vs. NIU	0/0	0-0-0	0.5-1	0.0-0	0	0	0	0/0



CHRISTOPHER 'UNGA 96
NG • 6-0 • 295 • FR-RS
 Rancho Cucamonga, Calif.
 (Rancho Cucamonga HS)


CAREER STATS - DEFENSE

Year	G/GS	UA-AT-TT	TFL	Sack	INT	PB	FF	FR
2016	6/0	6-10-16	0.5-1	0.0-0	0-0	2	0	0

CAREER HIGHS - DEFENSE
 Tackles: 6, vs. San Diego St. (10/28/16)
 TFL: 0.5, vs. Weber St. (9/1/16)
 PBU: 1, twice

GAME-BY-GAME DEFENSE

2016	G/GS	U-A-T	TFL	Sack	INT	PB	QH	F/R
WSU	1/0	0-1-1	0.5-1	0.0-0	0	0	0	0/0
at USC	0/0	0-0-0	0.0-0	0.0-0	0	0	0	0/0
ASU	0/0	0-0-0	0.0-0	0.0-0	0	0	0	0/0
AFA	0/0	0-0-0	0.0-0	0.0-0	0	0	0	0/0
at BSU	0/0	0-0-0	0.0-0	0.0-0	0	0	0	0/0
at CSU	0/0	0-0-0	0.0-0	0.0-0	0	0	0	0/0
FS	1/0	0-2-2	0.0-0	0.0-0	0	0	0	0/0
SDSU	1/0	2-4-6	0.0-0	0.0-0	0	0	0	0/0
at WYO	1/0	2-1-3	0.0-0	0.0-0	0	1	0	0/0
UNM	1/0	1-2-3	0.0-0	0.0-0	0	0	0	0/0
at NEV	1/0	1-0-1	0.0-0	0.0-0	0	1	0	0/0
at BYU								



EDMUND FAIMALO 98
DE • 6-2 • 280 • SR-1L
 Riverside, Calif.
 (East Valley HS)
 (Riverside CC)

CAREER STATS - DEFENSE

Year	G/GS	UA-AT-TT	TFL	Sack	INT	PB	FF	FR
2015	12/0	7-4-11	0.0-0	0.0-0	0-0	0	0	0
2016	11/5	6-19-25	2.0-5	0.0-0	0-0	0	0	0
TOTAL	23/5	13-23-36	2.0-5	0.0-0	0-0	0	0	0

CAREER HIGHS - DEFENSE
 Tackles: 4, twice
 TFL: 1.0, twice
 QBH: 1, vs. Wyoming (10/30/15)


GAME-BY-GAME DEFENSE

2016	G/GS	U-A-T	TFL	Sack	INT	PB	QH	F/R
WSU	1/0	0-2-2	0.0-0	0.0-0	0	0	0	0/0
at USC	1/0	1-2-3	0.0-0	0.0-0	0	0	0	0/0
ASU	1/0	0-1-1	0.0-0	0.0-0	0	0	0	0/0
AFA	1/0	1-2-3	0.0-0	0.0-0	0	0	0	0/0
at BSU	1/0	2-0-2	1.0-1	0.0-0	0	0	0	0/0
at CSU	1/1	1-2-3	0.0-0	0.0-0	0	0	0	0/0
FS	1/1	0-4-4	0.0-0	0.0-0	0	0	0	0/0
SDSU	1/1	0-1-1	0.0-0	0.0-0	0	0	0	0/0
at WYO	1/1	0-0-0	0.0-0	0.0-0	0	0	0	0/0
UNM	1/1	0-4-4	1.0-4	0.0-0	0	0	0	0/0
at NEV	1/1	1-1-2	0.0-0	0.0-0	0	0	0	0/0
at BYU								

2015	G/GS	U-A-T	TFL	Sack	INT	PB	QH	F/R
SUU	1/0	1-1-2	0.0-0	0.0-0	0	0	0	0/0
at Utah	1/0	1-2-3	0.0-0	0.0-0	0	0	0	0/0
at Wash	1/0	0-0-0	0.0-0	0.0-0	0	0	0	0/0
CSU	1/0	0-0-0	0.0-0	0.0-0	0	0	0	0/0
at FS	1/0	1-0-1	0.0-0	0.0-0	0	0	0	0/0
BSU	1/0	0-0-0	0.0-0	0.0-0	0	0	0	0/0

at SDSU	1/0	1-1-2	0.0-0	0.0-0	0	0	0	0/0
WYO	1/0	1-0-1	0.0-0	0.0-0	0	0	1	0/0
at AFA	1/0	1-0-1	0.0-0	0.0-0	0	0	0	0/0
NEV	1/0	0-0-0	0.0-0	0.0-0	0	0	0	0/0
BYU	1/0	0-0-0	0.0-0	0.0-0	0	0	0	0/0
vs. AKR	1/0	1-0-1	0.0-0	0.0-0	0	0	0	0/0

DNP: @UNM



MOHELIKA UASIKE 99
NG • 6-1 • 325 • FR-HS
 North Richland Hills, Texas
 (L.D. Bell HS)

CAREER STATS - DEFENSE

Year	G/GS	UA-AT-TT	TFL	Sack	INT	PB	FF	FR
2016	10/1	1-8-9	0.5-4	0.0-0	0-0	0	0	1

CAREER HIGHS - DEFENSE
 Tackles: 4, vs. New Mexico (11/12/16)
 TFL: 0.5, vs. New Mexico (11/12/16)
 FR: 1, at Nevada (11/19/26)

GAME-BY-GAME DEFENSE

2016	G/GS	U-A-T	TFL	Sack	INT	PB	QH	F/R
WSU	0/0	0-0-0	0.0-0	0.0-0	0	0	0	0/0
at USC	1/0	0-0-0	0.0-0	0.0-0	0	0	0	0/0
ASU	1/0	0-0-0	0.0-0	0.0-0	0	0	0	0/0
AFA	1/0	0-1-1	0.0-0	0.0-0	0	0	0	0/0
at BSU	1/0	0-1-1	0.0-0	0.0-0	0	0	0	0/0
at CSU	1/0	0-2-2	0.0-0	0.0-0	0	0	0	0/0
FS	0/0	0-0-0	0.0-0	0.0-0	0	0	0	0/0
SDSU	1/0	0-0-0	0.0-0	0.0-0	0	0	0	0/0
at WYO	1/0	0-0-0	0.0-0	0.0-0	0	0	0	0/0
UNM	1/1	0-4-4	0.5-1	0.0-0	0	0	0	0/0
at NEV	1/0	1-0-1	0.0-0	0.0-0	0	0	0	0/0
at BYU								





2016 UTAH STATE FOOTBALL STATS

Date	Opponent	Score	Att.
Sept 1, 2016	WEBER STATE	W 45-6	23008
Sep 10, 2016	at USC	L 7-45	62487
Sep 16, 2016	ARKANSAS STATE	W 34-20	21091
* Sep 24, 2016	AIR FORCE	L 20-27	23104
* Oct 01, 2016	at #24 Boise State	L 10-21	36602
* Oct 08, 2016	at Colorado State	L 24-31	32387
* Oct 22, 2016	FRESNO STATE	W 38-20	15067
* Oct 28, 2016	SAN DIEGO STATE	L 13-40	17332
* Nov 05, 2016	at Wyoming	L 28-52	17837
* Nov 12, 2016	NEW MEXICO	L 21-24	15212
* Nov 19, 2016	at Nevada	L 37-38	13390

Record:	Overall	Home	Away	Neutral
All games	3-8	3-3	0-5	0-0
Conference	1-7	1-3	0-4	0-0
Non-Conference	2-1	2-0	0-1	0-0

Team Statistics	USU	OPP
FIRST DOWNS	216	231
Rushing	88	130
Passing	99	82
Penalty	29	19
RUSHING YARDAGE	1949	2191
Rushing Attempts	383	504
Average Per Rush	5.1	4.3
Average Per Game	177.2	199.2
TDs Rushing	24	18
PASSING YARDAGE	2366	2012
Comp-Att-Int	208-359-8	170-292-5
Average Per Pass	6.6	6.9
Average Per Catch	11.4	11.8
Average Per Game	215.1	182.9
TDs Passing	10	18
TOTAL OFFENSE	4315	4203
Average Per Play	5.8	5.3
Average Per Game	392.3	382.1
KICK RETURNS: #-Yards	34-636	29-580
PUNT RETURNS: #-Yards	19-120	6-131
INT RETURNS: #-Yards	5-19	8-127
FUMBLES-LOST	13-5	7-3
PENALTIES-Yards	75-615	78-710
PUNTS-AVG	57-36.6	58-40.3
TIME OF POSSESSION/Game	27:04	32:56
3RD-DOWN Conversions	67/163	70/170
4TH-DOWN Conversions	9/18	9/17

Rushing	gp	att	gain	loss	net	avg	td	lg	avg/g
LINDSEY, Tonny	11	140	751	35	716	5.1	6	68	65.1
MYERS, Kent	11	104	606	199	407	3.9	6	45	37.0
MAYS, Devante	6	37	269	10	259	7.0	3	66	43.2
HUNT, Lajuan	10	37	129	1	128	3.5	1	14	12.8
HERVEY, Justen	11	12	124	11	113	9.4	1	80	10.3
LEWIS, Rayshad	11	10	120	10	110	11.0	1	59	10.0
HOBBS, Damion	9	22	113	6	107	4.9	5	26	11.9
BRIGHT, Gerold	8	11	90	3	87	7.9	1	41	10.9
WILLIAMS, K.	11	4	17	0	17	4.2	0	10	1.5
BYERS, Alex	9	1	10	0	10	10.0	0	10	1.1
CORTAZZO, Ethan	11	1	3	0	3	3.0	0	3	0.3
Total	11	383	2232	283	1949	5.1	24	80	177.2
Opponents	11	504	2419	228	2191	4.3	18	64	199.2

Passing	gp	effic	comp-att-int	pct	yds	td	lg	avg/g
MYERS, Kent	11	121.31	199-338-7	58.9	2286	10	68	207.8
HOBBS, Damion	9	61.64	8-19-1	42.1	68	0	24	7.6
NELSON, DJ	1	200.80	1-1-0	100.0	12	0	12	12.0
TEAM	5	0.00	0-1-0	0.0	0	0	0	0.0
Total	11	118.03	208-359-8	57.9	2366	10	68	215.1
Opponents	11	133.02	170-292-5	58.2	2012	18	61	182.9

Receiving	gp	no.	yds	avg	td	lg	avg/g
TARVER, R.	11	45	590	13.1	3	42	53.6
LEWIS, Rayshad	11	37	463	12.5	2	68	42.1
HOUSTON, Wyatt	11	33	308	9.3	2	28	28.0
RODRIGUEZ, A.	11	25	272	10.9	1	31	24.7
LINDSEY, Tonny	11	17	123	7.2	0	41	11.2
ROBERTS, B.	11	12	148	12.3	1	28	13.5
VAN LEEUWEN, Z.	11	7	63	9.0	0	17	5.7
COLSTON-GREEN	10	6	176	29.3	1	49	17.6
HUNT, Lajuan	10	6	53	8.8	0	18	5.3
WILLIAMS, K.	11	6	30	5.0	0	12	2.7
BRIGHT, Gerold	8	5	56	11.2	0	18	7.0
BYERS, Alex	9	2	49	24.5	0	43	5.4
HORNE, Landon	11	2	12	6.0	0	7	1.1
THOMPSON, Jake	10	1	12	12.0	0	12	1.2
MAYS, Devante	6	1	8	8.0	0	8	1.3
Total	11	208	2366	11.4	10	68	215.1
Opponents	11	170	2012	11.8	18	61	182.9

Field Goals	fg	pct.	01-19	20-29	30-39	40-49	50-99	lg	blk
WARREN, Brock	8-11	72.7	0-0	3-3	4-6	1-2	0-0	43	0
EBERLE, Dominik	3-4	75.0	0-0	2-2	0-0	1-2	0-0	43	0

Scoring	td	fg	PAT				dxp	saf	pts
			kick	rush	rcv	pass			
WARREN, Brock	-	8-11	34-35	-	-	-	-	-	58
LINDSEY, Tonny	6	-	-	-	-	-	-	-	36
MYERS, Kent	6	-	-	-	-	-	-	-	36
HOBBS, Damion	5	-	-	-	-	-	-	-	30
MAYS, Devante	3	-	-	-	-	-	-	-	18
LEWIS, Rayshad	3	-	-	-	-	-	-	-	18
TARVER, R.	3	-	-	-	-	-	-	-	18
HOUSTON, Wyatt	2	-	-	-	-	-	-	-	12
EBERLE, Dominik	-	3-4	-	-	-	-	-	-	9
COLSTON-GREEN	1	-	-	-	-	-	-	-	6
HERVEY, Justen	1	-	-	-	-	-	-	-	6
BRIGHT, Gerold	1	-	-	-	-	-	-	-	6
RODRIGUEZ, A.	1	-	-	-	-	-	-	-	6
HUNT, Lajuan	1	-	-	-	-	-	-	-	6
ROBERTS, B.	1	-	-	-	-	-	-	-	6
Total	35	11-15	34-35	-	-	-	-	-	277
Opponents	39	17-19	37-37	1-1	-	0-1	-	-	324

Interceptions	no.	yds	avg	td	lg
LEAVITT, Dallin	2	0	0.0	0	0
ROCQUEMORE, J.	2	19	9.5	0	19
GRAY, Daniel	1	0	0.0	0	0

Punting	no.	yds	avg	lg	tb	fc	i20	50+	blk
DALTON, Aaron	56	2087	37.3	56	4	24	17	7	1
TEAM	1	0	0.0	0	0	0	0	0	0

Punt Returns	no.	yds	avg	td	lg
RODRIGUEZ, A.	17	99	5.8	0	22
PAINTER, Jentz	1	20	20.0	0	0
LEWIS, Rayshad	1	0	0.0	0	0
CHENEY, Austin	0	0	0.0	1	0
ELLISON, M.	0	1	0.0	0	1
Total	19	120	6.3	1	22
Opponents	6	131	21.8	1	77

Kick Returns	no.	yds	avg	td	lg
WILLIAMS, K.	10	183	18.3	0	26
BRIGHT, Gerold	9	183	20.3	0	29
ELLISON, M.	6	161	26.8	0	38
HUNT, Lajuan	4	69	17.2	0	29
LINDSEY, Tonny	2	31	15.5	0	31
HERVEY, Justen	1	5	5.0	0	5
HUERTA, Alex	1	-9	-9.0	0	0
LEAVITT, Dallin	1	13	13.0	0	13
Total	34	636	18.7	0	38
Opponents	29	580	20.0	0	59

All Purpose	g	rush	rcv	pr	kr	ir	total	avg/g
LINDSEY, Tonny	11	716	123	0	31	0	870	79.1
TARVER, R.	11	0	590	0	0	0	590	53.6
LEWIS, Rayshad	11	110	463	0	0	0	573	52.1
MYERS, Kent	11	407	0	0	0	0	407	37.0
RODRIGUEZ, A.	11	0	272	99	0	0	371	33.7
Total	11	1949	2366	120	636	19	5090	462.7
Opponents	11	2191	2012	131	580	127	5041	458.3

Total Offense	g	plays	rush	pass	total	avg/g
MYERS, Kent	11	442	407	2286	2693	244.8
LINDSEY, Tonny	11	140	716	0	716	65.1
MAYS, Devante	6	37	259	0	259	43.2
HOBBS, Damion	9	41	107	68	175	19.4
HUNT, Lajuan	10	37	128	0	128	12.8





Team Statistics	USU	OPP
SCORING	277	324
Points Per Game	25.2	29.5
Points Off Turnovers	27	59
FIRST DOWNS	216	231
Rushing	88	130
Passing	99	82
Penalty	29	19
RUSHING YARDAGE	1949	2191
Yards gained rushing	2232	2419
Yards lost rushing	283	228
Rushing Attempts	383	504
Average Per Rush	5.1	4.3
Average Per Game	177.2	199.2
TDs Rushing	24	18
PASSING YARDAGE	2366	2012
Comp-Att-Int	208-359-8	170-292-5
Average Per Pass	6.6	6.9
Average Per Catch	11.4	11.8
Average Per Game	215.1	182.9
TDs Passing	10	18
TOTAL OFFENSE	4315	4203
Total Plays	742	796
Average Per Play	5.8	5.3
Average Per Game	392.3	382.1
KICK RETURNS: #-Yards	34-636	29-580
PUNT RETURNS: #-Yards	19-120	6-131
INT RETURNS: #-Yards	5-19	8-127
KICK RETURN AVERAGE	18.7	20.0
PUNT RETURN AVERAGE	6.3	21.8
INT RETURN AVERAGE	3.8	15.9
FUMBLES-LOST	13-5	7-3
PENALTIES-Yards	75-615	78-710
Average Per Game	55.9	64.5
PUNTS-Yards	57-2087	58-2335
Average Per Punt	36.6	40.3
Net punt average	32.9	36.8
KICKOFFS-Yards	57-3452	66-4089
Average Per Kick	60.6	62.0
Net kick average	39.4	41.3
TIME OF POSSESSION/Game	27:04	32:56
3RD-DOWN Conversions	67/163	70/170
3rd-Down Pct	41%	41%
4TH-DOWN Conversions	9/18	9/17
4th-Down Pct	50%	53%
SACKS BY-Yards	19-94	26-189
MISC YARDS	0	0
TOUCHDOWNS SCORED	35	39
FIELD GOALS-ATTEMPTS	11-15	17-19
ON-SIDE KICKS	0-0	0-0
RED-ZONE SCORES	(29-35) 83%	(40-44) 91%
RED-ZONE TOUCHDOWNS	(21-35) 60%	(27-44) 61%
PAT-ATTEMPTS	(34-35) 97%	(37-37) 100%
ATTENDANCE	114814	162703
Games/Avg Per Game	6/19136	5/32541
Neutral Site Games		0/0

Score by Quarters	1st	2nd	3rd	4th	OT	Total
Utah State	87	57	65	68	0	277
Opponents	61	85	80	98	0	324





2016 UTAH STATE FOOTBALL STATS

Rushing	gp	att	gain	loss	net	avg	td	lg	avg/g
LINDSEY, Tonny	11	140	751	35	716	5.1	6	68	65.1
MYERS, Kent	11	104	606	199	407	3.9	6	45	37.0
MAYS, Devante	6	37	269	10	259	7.0	3	66	43.2
HUNT, Lajuan	10	37	129	1	128	3.5	1	14	12.8
HERVEY, Justen	11	12	124	11	113	9.4	1	80	10.3
LEWIS, Rayshad	11	10	120	10	110	11.0	1	59	10.0
HOBBS, Damion	9	22	113	6	107	4.9	5	26	11.9
BRIGHT, Gerold	8	11	90	3	87	7.9	1	41	10.9
WILLIAMS, K.	11	4	17	0	17	4.2	0	10	1.5
BYERS, Alex	9	1	10	0	10	10.0	0	10	1.1
CORTAZZO, Ethan	11	1	3	0	3	3.0	0	3	0.3
TEAM	5	4	0	8	-8	-2.0	0	0	-1.6
Total	11	383	2232	283	1949	5.1	24	80	177.2
Opponents	11	504	2419	228	2191	4.3	18	64	199.2

Passing	gp	effic	comp-att-int	pct	yds	td	lg	avg/g
MYERS, Kent	11	121.31	199-338-7	58.9	2286	10	68	207.8
HOBBS, Damion	9	61.64	8-19-1	42.1	68	0	24	7.6
TEAM	5	0.00	0-1-0	0.0	0	0	0	0.0
NELSON, DJ	1	200.80	1-1-0	100.0	12	0	12	12.0
Total	11	118.03	208-359-8	57.9	2366	10	68	215.1
Opponents	11	133.02	170-292-5	58.2	2012	18	61	182.9

Receiving	gp	no.	yds	avg	td	lg	avg/g
TARVER, R.	11	45	590	13.1	3	42	53.6
LEWIS, Rayshad	11	37	463	12.5	2	68	42.1
HOUSTON, Wyatt	11	33	308	9.3	2	28	28.0
RODRIGUEZ, A.	11	25	272	10.9	1	31	24.7
LINDSEY, Tonny	11	17	123	7.2	0	41	11.2
ROBERTS, B.	11	12	148	12.3	1	28	13.5
VAN LEEUWEN, Z.	11	7	63	9.0	0	17	5.7
COLSTON-GREEN	10	6	176	29.3	1	49	17.6
HUNT, Lajuan	10	6	53	8.8	0	18	5.3
WILLIAMS, K.	11	6	30	5.0	0	12	2.7
BRIGHT, Gerold	8	5	56	11.2	0	18	7.0
BYERS, Alex	9	2	49	24.5	0	43	5.4
HORNE, Landon	11	2	12	6.0	0	7	1.1
THOMPSON, Jake	10	1	12	12.0	0	12	1.2
MAYS, Devante	6	1	8	8.0	0	8	1.3
CORTAZZO, Ethan	11	1	3	3.0	0	3	0.3
HERVEY, Justen	11	1	0	0.0	0	0	0.0
ARTIST, Chad	8	1	0	0.0	0	0	0.0
Total	11	208	2366	11.4	10	68	215.1
Opponents	11	170	2012	11.8	18	61	182.9

Punt Returns	no.	yds	avg	td	lg
RODRIGUEZ, A.	17	99	5.8	0	22
LEWIS, Rayshad	1	0	0.0	0	0
PAINTER, Jentz	1	20	20.0	0	0
ELLISON, M.	0	1	0.0	0	1
CHENEY, Austin	0	0	0.0	1	0
Total	19	120	6.3	1	22
Opponents	6	131	21.8	1	77

Interceptions	no.	yds	avg	td	lg
LEAVITT, Dallin	2	0	0.0	0	0
ROCQUEMORE, J.	2	19	9.5	0	19
GRAY, Daniel	1	0	0.0	0	0
Total	5	19	3.8	0	19
Opponents	8	127	15.9	1	56

Kick Returns	no.	yds	avg	td	lg
WILLIAMS, K.	10	183	18.3	0	26
BRIGHT, Gerold	9	183	20.3	0	29
ELLISON, M.	6	161	26.8	0	38
HUNT, Lajuan	4	69	17.2	0	29
LINDSEY, Tonny	2	31	15.5	0	31
HUERTA, Alex	1	-9	-9.0	0	0
HERVEY, Justen	1	5	5.0	0	5
LEAVITT, Dallin	1	13	13.0	0	13
Total	34	636	18.7	0	38
Opponents	29	580	20.0	0	59

Fumble Returns	no.	yds	avg	td	lg
TAUFA, Siuma	1	10	10.0	0	10
UASIKE, M.	1	30	30.0	0	30
CENTERS, Devin	0	7	0.0	0	7
Total	2	47	23.5	0	30
Opponents	0	0	0.0	1	0





Scoring	td	fg	PAT				dxp	saf	pts
			kick	rush	rcv	pass			
WARREN, Brock	-	8-11	34-35	-	-	-	-	-	58
MYERS, Kent	6	-	-	-	-	-	-	-	36
LINDSEY, Tonny	6	-	-	-	-	-	-	-	36
HOBBS, Damion	5	-	-	-	-	-	-	-	30
LEWIS, Rayshad	3	-	-	-	-	-	-	-	18
TARVER, R.	3	-	-	-	-	-	-	-	18
MAYS, Devante	3	-	-	-	-	-	-	-	18
HOUSTON, Wyatt	2	-	-	-	-	-	-	-	12
EBERLE, Dominik	-	3-4	-	-	-	-	-	-	9
RODRIGUEZ, A.	1	-	-	-	-	-	-	-	6
HERVEY, Justen	1	-	-	-	-	-	-	-	6
CHENEY, Austin	1	-	-	-	-	-	-	-	6
BRIGHT, Gerold	1	-	-	-	-	-	-	-	6
HUNT, Lajuan	1	-	-	-	-	-	-	-	6
ROBERTS, B.	1	-	-	-	-	-	-	-	6
COLSTON-GREEN	1	-	-	-	-	-	-	-	6
ALI'IFUA, Ricky	-	-	-	-	-	-	-	-	0
Total	35	11-15	34-35	-	-	-	-	-	277
Opponents	39	17-19	37-37	1-1	-	0-1	-	-	324

Total Offense	g	plays	rush	pass	total	avg/g
MYERS, Kent	11	442	407	2286	2693	244.8
LINDSEY, Tonny	11	140	716	0	716	65.1
MAYS, Devante	6	37	259	0	259	43.2
HOBBS, Damion	9	41	107	68	175	19.4
HUNT, Lajuan	10	37	128	0	128	12.8
HERVEY, Justen	11	12	113	0	113	10.3
LEWIS, Rayshad	11	10	110	0	110	10.0
BRIGHT, Gerold	8	11	87	0	87	10.9
WILLIAMS, K.	11	4	17	0	17	1.5
NELSON, DJ	1	1	0	12	12	12.0
BYERS, Alex	9	1	10	0	10	1.1
CORTAZZO, Ethan	11	1	3	0	3	0.3
TEAM	5	5	-8	0	-8	-1.6
Total	11	742	1949	2366	4315	392.3
Opponents	11	796	2191	2012	4203	382.1

Field Goals	fg	pct.	01-19	20-29	30-39	40-49	50-99	lg	blk
WARREN, Brock	8-11	72.7	0-0	3-3	4-6	1-2	0-0	43	0
EBERLE, Dominik	3-4	75.0	0-0	2-2	0-0	1-2	0-0	43	0

Punting	no.	yds	avg	lg	tb	fc	i20	50+	blk
DALTON, Aaron	56	2087	37.3	56	4	24	17	7	1
TEAM	1	0	0.0	0	0	0	0	0	0
Total	57	2087	36.6	56	4	24	17	7	1
Opponents	58	2335	40.3	54	4	28	14	10	1

FG Sequence	Utah State	Opponents
Weber State	(31)	23
USC	37	46,(20)
Arkansas State	(38),(30)	(23),(22)
Air Force	(23),(23)	(28),(33)
Boise State	(28),32	-
Colorado State	(36)	(21)
Fresno State	(43)	(27),(49)
San Diego State	-	(21),(41),(43),(23)
Wyoming	47	(20)
New Mexico	-	(36),(37),(40)
Nevada	42,(43),(20),(22)	(35)

Kickoffs	no.	yds	avg	tb	ob	retn	net	ydln
THOMPSON, Jake	55	3369	61.3	25	0			
WARREN, Brock	1	40	40.0	0	0			
EBERLE, Dominik	1	43	43.0	0	0			
Total	57	3452	60.6	25	0	20.0	39.4	25
Opponents	66	4089	62.0	29	3	18.7	41.3	23

Numbers in (parentheses) indicate field goal was made.





2016 UTAH STATE FOOTBALL STATS

All Purpose	g	rush	rcv	pr	kr	ir	total	avg/g
LINDSEY, Tonn	11	716	123	0	31	0	870	79.1
TARVER, R.	11	0	590	0	0	0	590	53.6
LEWIS, Raysha	11	110	463	0	0	0	573	52.1
MYERS, Kent	11	407	0	0	0	0	407	37.0
RODRIGUEZ, A.	11	0	272	99	0	0	371	33.7
BRIGHT, Gerold	8	87	56	0	183	0	326	40.8
HOUSTON, Wya	11	0	308	0	0	0	308	28.0
MAYS, Devante	6	259	8	0	0	0	267	44.5
HUNT, Lajuan	10	128	53	0	69	0	250	25.0
WILLIAMS, K.	11	17	30	0	183	0	230	20.9
COLSTON-GRE	10	0	176	0	0	0	176	17.6
ELLISON, M.	10	0	0	1	161	0	162	16.2
ROBERTS, B.	11	0	148	0	0	0	148	13.5
HERVEY, Juste	11	113	0	0	5	0	118	10.7
HOBBS, Damion	9	107	0	0	0	0	107	11.9
VAN LEEUWEN,	11	0	63	0	0	0	63	5.7
BYERS, Alex	9	10	49	0	0	0	59	6.6
PAINTER, Jentz	11	0	0	20	0	0	20	1.8
ROCQUEMORE	8	0	0	0	0	19	19	2.4
LEAVITT, Dallin	7	0	0	0	13	0	13	1.9
THOMPSON, Ja	10	0	12	0	0	0	12	1.2
HORNE, Landon	11	0	12	0	0	0	12	1.1
CORTAZZO, Et	11	3	3	0	0	0	6	0.5
TEAM	5	-8	0	0	0	0	-8	-1.6
HUERTA, Alex	11	0	0	0	-9	0	-9	-0.8
Total	11	1949	2366	120	636	19	5090	462.7
Opponents	11	2191	2012	131	580	127	5041	458.3



2016 UTAH STATE FOOTBALL STATS



#	Defensive Leaders	gp	Tackles				Sacks no-yds	Pass defense			Fumbles		blkd	
			ua	a	tot	tfl/yds		int-yds	brup	qbh	rcv-yds	ff	kick	saf
16	WILLIAMS, A.	11	37	47	84	5.5-9	1.0-4	.	1	3	.	1	.	.
37	CENTERS, Devin	11	37	21	58	3.0-11	.	.	2	2	0-7	.	.	.
20	CARMEN, Brock	11	27	30	57	6.0-30	3.0-22	.	.	2
0L	LEAVITT, Dallin	7	29	24	53	2.0-10	.	2-0	1	2
7	GRAY, Daniel	11	25	20	45	1.0-6	.	1-0	4
12	HUERTA, Alex	11	13	32	45	2.0-7	.	.	.	1
57	UASIKE, Leki	7	15	28	43	1.0-1	.	.	.	1
49	LARSEN, Derek	11	15	26	41	4.0-7	1.5-3	.	.	1
27	ROCQUEMORE, J.	8	23	16	39	1.0-9	1.0-9	2-19	1	1
48	CHRISTIANSEN, C	9	17	22	39	4.0-10	2.0-3	.	.	1
70	SEEFELDT, T.	11	9	29	38	5.0-16	0.5-1	.	1	3	.	1	.	.
13	DAVIS, Jalen	9	22	13	35	5.0-20	2.0-13	.	6	.	.	1	.	.
19	TOGIAI, Ian	11	6	27	33	2.0-5	1.0-3	.	.	2
23	FERGUSON, Gaje	7	15	17	32	2.0-3	.	.	1
95	ALI'IFUA, Ricky	11	14	14	28	7.0-23	3.5-10	.	3	3	.	1	.	.
91	TAUFA, Siua	11	10	17	27	3.5-12	1-10	.	.	.
98	FAIMALO, Edmund	11	6	19	25	2.0-5
8	BAILEY, Wesley	10	19	5	24	0.5-2	.	.	4
56	SCHUSTER, G.	10	3	14	17
96	'UNGA, C.	6	6	10	16	0.5-1	.	.	2
6	HANEY, Cameron	11	10	5	15	.	.	.	3
3	ELLISON, M.	10	6	7	13	2.0-14	1.0-12	.	1
51	TE'I, Justus	11	3	9	12	2.0-9	1.5-8	.	1	1
31	PAINTER, Jentz	11	7	4	11	1.5-10	1.0-6	.	1	.	.	.	1	.
99	UASIKE, M.	10	1	8	9	0.5-4	1-30	.	.	.
28	WADE, Aaron	10	2	5	7
22	MIRANDA, P.	8	3	4	7
36	THOMPSON, Jake	10	2	2	4
93	WILDMAN, Jacoby	10	.	2	2	1
1T	TARVER, R.	11	.	2	2
25	BRIGHT, Gerold	8	1	1	2	1-0	.	.	.
40	CHENEY, Austin	9	1	1	2
9	LEWIS, Rayshad	11	2	.	2
55	ADEOYE, Adewale	6	.	2	2
85	HASTINGS, Derek	7	.	1	1
11	HOBBS, Damion	9	1	.	1
46	TOBECK, Mason	7	.	1	1
20	OGWU, Kevin	1	.	1	1
21	HUNT, Lajuan	10	1	.	1
Total		11	388	486	874	63-224	19-94	5-19	32	24	3-47	4	1	.
Opponents		11	377	394	771	71-295	26-189	8-127	65	19	5-0	8	1	.





2016 UTAH STATE FOOTBALL STATS

TEAM STATISTICS

Date	Opponent	Rushing				Receiving				Passing				Kick Returns				Punt Returns				tot	off
		no.	yds	td	lg	no.	yds	td	lg	cmp-att-int	yds	td	lg	no.	yds	td	lg	no.	yds	td	lg		
Sept 1	WEBER STATE	44	428	6	80	11	100	0	24	11-17-0	100	0	24	2	38	0	29	2	28	0	22	528	
Sep 10	at USC	26	49	0	8	25	204	1	43	25-39-1	204	1	43	2	43	0	31	1	0	0	0	253	
Sep 16	ARKANSAS STATE	47	198	3	30	11	136	1	68	11-25-1	136	1	68	5	74	0	23	1	5	0	5	334	
Sep 24	AIR FORCE	32	42	1	26	30	372	1	43	30-48-1	372	1	43	2	33	0	20	2	22	0	20	414	
Oct 01	at Boise State	25	71	0	45	29	287	1	38	29-51-0	287	1	38	1	5	0	5	2	20	0	11	358	
Oct 08	at Colorado State	39	251	3	41	19	205	0	40	19-34-1	205	0	40	1	29	0	29	2	1	0	1	456	
Oct 22	FRESNO STATE	40	204	1	20	17	188	3	28	17-29-0	188	3	28	3	47	0	20	2	23	1	3	392	
Oct 28	SAN DIEGO STATE	28	71	1	12	11	181	1	43	11-26-1	181	1	43	6	100	0	22	2	-3	0	0	252	
Nov 05	at Wyoming	24	111	3	29	24	303	1	49	24-45-1	303	1	49	6	166	0	38	2	22	0	21	414	
Nov 12	NEW MEXICO	28	128	2	26	21	263	1	48	21-27-1	263	1	48	2	50	0	25	0	0	0	0	391	
Nov 19	at Nevada	50	396	4	68	10	127	0	30	10-18-1	127	0	30	4	51	0	23	3	2	0	14	523	
		383	1949	24	80	208	2366	10	68	208-359-8	2366	10	68	34	636	0	38	19	120	1	22	4315	
Opponents		504	2191	18	64	170	2012	18	61	170-292-5	2012	18	61	29	580	0	59	6	131	1	77	4203	

Games: 11 • Avg/rush: 5.1 • Avg/catch: 11.4 • Pass effic: 118.03 • KR avg: 18.7 • PR avg: 6.3 • All purpose avg/game: 462.7 • Total offense avg/gm: 392.3

Date	Opponent	Tackles				Sacks	Fumble		Pass Defense			blkd	PAT Attempts			off			
		ua	a	total	tfl-yds		no-yds	ff	fr-yds	int-yds	qbh		brup	kick	kick	rush	rcv	saf	t/o
Sept 1	WEBER STATE	28	60	88	8.0-34	2.0-13	1	0-0	1-0	1	3	0	6-6	0	0	0	0	3	45
Sep 10	at USC	52	34	86	9.0-36	2.0-10	0	0-0	1-0	1	3	0	1-1	0	0	0	0	0	7
Sep 16	ARKANSAS STATE	27	44	71	9.0-32	4.0-12	0	1-17	2-19	6	3	0	4-4	0	0	0	14	34	
Sep 24	AIR FORCE	18	72	90	4.0-13	2.0-4	2	0-0	0-0	5	1	0	2-2	0	0	0	0	20	
Oct 01	at Boise State	43	16	59	5.0-16	1.0-9	0	1-0	0-0	0	2	0	1-1	0	0	0	0	10	
Oct 08	at Colorado State	40	34	74	5.0-19	1.0-11	0	0-0	0-0	4	5	0	3-3	0	0	0	0	24	
Oct 22	FRESNO STATE	27	64	91	2.0-9	1.0-6	0	0-0	0-0	2	4	1	5-5	0	0	0	0	38	
Oct 28	SAN DIEGO STATE	35	34	69	5.0-16	2.0-4	0	0-0	0-0	2	0	0	1-2	0	0	0	0	13	
Nov 05	at Wyoming	37	36	73	5.0-18	2.0-14	0	0-0	1-0	0	3	0	4-4	0	0	0	7	28	
Nov 12	NEW MEXICO	29	64	93	5.0-16	0.0-0	0	0-0	0-0	3	4	0	3-3	0	0	0	0	21	
Nov 19	at Nevada	52	28	80	6.0-15	2.0-11	1	1-30	0-0	0	4	0	4-4	0	0	0	3	37	
		388	486	874	63.0-224	19.0-94	4	3-47	5-19	24	32	1	34-35	0	0	0	27	277	
Opponents		377	394	771	71.0-295	26.0-189	8	5-0	8-127	19	65	1	37-37	1	0	0	59	324	

Date	Opponent	Punting										Field Goals			Kickoffs			
		no.	yds	avg	long	blkd	tb	fc	50+	i20	md-att	long	blkd	no.	yds	avg	tb	ob
Sept 1	WEBER STATE	2	39	19.5	22	0	0	0	0	0	1-1	31	0	8	488	61.0	5	0
Sep 10	at USC	6	217	36.2	56	1	1	0	1	2	0-1	0	0	2	83	41.5	0	0
Sep 16	ARKANSAS STATE	8	303	37.9	49	0	1	2	0	2	2-2	38	0	7	435	62.1	4	0
Sep 24	AIR FORCE	3	100	33.3	38	0	0	3	0	2	2-2	23	0	5	288	57.6	2	0
Oct 01	at Boise State	9	352	39.1	51	0	0	4	3	4	1-2	28	0	3	195	65.0	1	0
Oct 08	at Colorado State	7	268	38.3	54	0	2	2	1	2	1-1	36	0	5	300	60.0	3	0
Oct 22	FRESNO STATE	4	131	32.8	38	0	0	4	0	2	1-1	43	0	7	429	61.3	3	0
Oct 28	SAN DIEGO STATE	7	310	44.3	52	0	0	6	1	1	0-0	0	0	3	185	61.7	1	0
Nov 05	at Wyoming	4	137	34.2	54	0	0	0	1	1	0-1	0	0	5	313	62.6	3	0
Nov 12	NEW MEXICO	4	134	33.5	41	0	0	1	0	1	0-0	0	0	4	251	62.8	1	0
Nov 19	at Nevada	3	96	32.0	43	0	0	2	0	0	3-4	43	0	8	485	60.6	2	0
		57	2087	36.6	56	1	4	24	7	17	11-15	43	0	57	3452	60.6	25	0
Opponents		58	2335	40.3	54	1	4	28	10	14	17-19	49	0	66	4089	62.0	29	3





OPPONENT STATISTICS

Date	Opponent	Rushing				Receiving				Passing				Kick Returns				Punt Returns				tot off
		no.	yds	td	lg	no.	yds	td	lg	cmp-att-int	yds	td	lg	no.	yds	td	lg	no.	yds	td	lg	
Sept 1	WEBER STATE	41	108	1	16	15	137	0	25	15-27-1	137	0	25	3	28	0	10	0	0	0	0	245
Sep 10	at USC	44	178	1	20	28	244	4	27	28-37-1	244	4	27	1	13	0	13	2	121	1	77	422
Sep 16	ARKANSAS STATE	31	70	1	14	20	287	1	44	20-33-2	287	1	44	3	36	0	15	0	0	0	0	357
Sep 24	AIR FORCE	52	213	2	20	5	113	1	47	5-13-0	113	1	47	2	82	0	59	0	0	0	0	326
Oct 01	at Boise State	40	154	0	25	17	230	3	61	17-26-0	230	3	61	2	46	0	25	2	2	0	6	384
Oct 08	at Colorado State	47	224	2	56	17	240	2	60	17-32-0	240	2	60	1	20	0	20	1	0	0	0	464
Oct 22	FRESNO STATE	39	114	1	20	27	205	1	22	27-44-0	205	1	22	4	69	0	22	0	0	0	0	319
Oct 28	SAN DIEGO STATE	57	400	2	64	4	14	1	10	4-10-0	14	1	10	2	62	0	56	0	0	0	0	414
Nov 05	at Wyoming	46	267	3	56	16	261	4	46	16-26-1	261	4	46	2	35	0	23	1	8	0	8	528
Nov 12	NEW MEXICO	57	249	2	26	8	154	0	41	8-17-0	154	0	41	3	61	0	25	0	0	0	0	403
Nov 19	at Nevada	50	214	3	16	13	127	1	39	13-27-0	127	1	39	6	128	0	32	0	0	0	0	341
Utah State		504	2191	18	64	170	2012	18	61	170-292-5	2012	18	61	29	580	0	59	6	131	1	77	4203
Utah State		383	1949	24	80	208	2366	10	68	208-359-8	2366	10	68	34	636	0	38	19	120	1	22	4315

Games: 11 • Avg/rush: 4.3 • Avg/catch: 11.8 • Pass effic: 133.02 • KR avg: 20.0 • PR avg: 21.8 • All purpose avg/game: 458.3 • Total offense avg/gm: 382.1

Date	Opponent	Tackles				Sacks	Fumble		Pass Defense			blkd kick	PAT Attempts			off				
		ua	a	total	tfl-yds		no-yds	ff	fr-yds	int-yds	qbh		brup	kick	rush	rcv	saf	t/o	pts	
Sept 1	WEBER STATE	23	52	75	6.0-13	0.0-0	0	0-0	0-0	0	4	0	0-0	0	0	0	0	0	0	6
Sep 10	at USC	38	26	64	6.0-26	2.0-17	0	0-0	1-0	0	7	1	6-6	0	0	0	0	7	45	
Sep 16	ARKANSAS STATE	32	54	86	9.0-38	3.0-25	1	0-0	1-0	5	5	0	2-2	0	0	0	0	0	20	
Sep 24	AIR FORCE	39	42	81	11.0-59	6.0-45	1	1-0	1-0	3	8	0	3-3	0	0	0	0	14	27	
Oct 01	at Boise State	42	18	60	6.0-28	4.0-22	0	0-0	0-0	0	9	0	3-3	0	0	0	0	0	21	
Oct 08	at Colorado State	44	22	66	7.0-46	4.0-38	3	1-0	1-0	4	8	0	4-4	0	0	0	0	0	31	
Oct 22	FRESNO STATE	24	52	76	3.0-6	0.0-0	0	0-0	0-0	3	3	0	2-2	0	0	0	0	0	20	
Oct 28	SAN DIEGO STATE	17	50	67	6.0-23	3.0-13	1	1-0	1-28	2	2	0	4-4	0	0	0	0	10	40	
Nov 05	at Wyoming	40	24	64	6.0-28	3.0-24	2	1-0	1-56	0	10	0	7-7	0	0	0	0	14	52	
Nov 12	NEW MEXICO	31	26	57	6.0-12	1.0-5	0	0-0	1-0	2	4	0	1-1	1	0	0	0	0	24	
Nov 19	at Nevada	47	28	75	5.0-16	0.0-0	0	1-0	1-43	0	5	0	5-5	0	0	0	0	14	38	
Utah State		377	394	771	71.0-295	26.0-189	8	5-0	8-127	19	65	1	37-37	1	0	0	0	59	324	
Utah State		388	486	874	63.0-224	19.0-94	4	3-47	5-19	24	32	1	34-35	0	0	0	0	27	277	

Date	Opponent	Punting										Field Goals			Kickoffs				
		no.	yds	avg	long	blkd	tb	fc	50+	i20	md-att	long	blkd	no.	yds	avg	tb	ob	
Sept 1	WEBER STATE	7	300	42.9	53	0	1	2	1	3	0-1	0	0	2	124	62.0	0	0	
Sep 10	at USC	2	83	41.5	42	0	0	0	0	0	1-2	20	0	8	505	63.1	6	0	
Sep 16	ARKANSAS STATE	7	248	35.4	39	0	0	6	0	1	2-2	23	0	5	305	61.0	0	0	
Sep 24	AIR FORCE	6	221	36.8	45	0	0	3	0	1	2-2	33	0	6	374	62.3	3	1	
Oct 01	at Boise State	7	306	43.7	51	0	0	5	1	4	0-0	0	0	4	252	63.0	3	0	
Oct 08	at Colorado State	7	320	45.7	52	0	1	4	1	2	1-1	21	0	6	367	61.2	4	1	
Oct 22	FRESNO STATE	6	168	28.0	51	1	0	3	1	0	2-2	49	0	5	301	60.2	2	0	
Oct 28	SAN DIEGO STATE	3	132	44.0	51	0	0	0	2	1	4-4	43	0	8	508	63.5	2	0	
Nov 05	at Wyoming	4	182	45.5	54	0	1	0	2	0	1-1	20	0	9	569	63.2	3	0	
Nov 12	NEW MEXICO	3	125	41.7	48	0	1	2	0	0	3-3	40	0	6	390	65.0	4	0	
Nov 19	at Nevada	6	250	41.7	53	0	0	3	2	2	1-1	35	0	7	394	56.3	2	1	
Utah State		58	2335	40.3	54	1	4	28	10	14	17-19	49	0	66	4089	62.0	29	3	
Utah State		57	2087	36.6	56	1	4	24	7	17	11-15	43	0	57	3452	60.6	25	0	





2016 UTAH STATE FOOTBALL STATS

GAME-BY-GAME STARTERS

OFFENSE	LT	LG	OC	RG	RT	RB	TE/WR*	WR	WR/TE*	WR/RB*	QB
Weber St.	Albrecht	Hockel	Stephens	Simonich	Brooksby	Mays	Houston	Van Leeuwen	Rodriguez	Lindsey*	Myers
at USC	Albrecht	Hockel	Stephens	Simonich	Brooksby	Mays	Houston	Van Leeuwen	Rodriguez	Lewis	Myers
Arkansas St.	Albrecht	Hockel	Stephens	Simonich	Brooksby	Lindsey	Houston	Colston-Green	Palange*	Tarver	Myers
Air Force	Albrecht	Hockel	Stephens	Simonich	Brooksby	Lindsey	Lewis*	Van Leeuwen	Rodriguez	Hervey*	Myers
at Boise St.	Albrecht	Hockel	Stephens	Simonich	Brooksby	Lindsey	Houston	Tarver	Rodriguez	Lewis	Myers
at Colorado St.	Albrecht	Hockel	Stephens	Simonich	Brooksby	Hunt	Williams*	Roberts	Rodriguez	Lewis	Myers
Fresno St.	Albrecht	Hockel	Stephens	Simonich	Brooksby	Lindsey	Houston	Van Leeuwen	Rodriguez	Tarver	Myers
San Diego St.	Albrecht	Hockel	Stephens	Simonich	Brooksby	Lindsey	Houston	Colston-Green	Lewis	Tarver	Myers
at Wyoming	Boyer	Albrecht	Stephens	Uluave	Simonich	Lindsey	Houston	Van Leeuwen	Horne*	Lewis	Myers
New Mexico	Brooksby	Albrecht	Stephens	Uluave	Simonich	Lindsey	Houston	Van Leeuwen	Palange*	Tarver	Myers
at Nevada	Brooksby	Albrecht	Stephens	Uluave	Simonich	Lindsey	Tarver*	Colston-Green	Lewis	Rodriguez	Myers
at BYU											

DEFENSE	DE	NG	DT	LB/DT*	LB	LB	CB/LB*	CB/FS*	CB	FS	SS
Weber St.	Togiai	Seefeldt	Ali'ifua	Larsen	Uasike	Huerta	Davis	Rocquemore*	Gray	Centers	Leavitt
at USC	Togiai	Seefeldt	Ali'ifua	Larsen	Uasike	Huerta	Davis	Bailey	Gray	Centers	Leavitt
Arkansas St.	Togiai	Seefeldt	Ali'ifua	Larsen	Carmen	Huerta	Davis	Rocquemore*	Bailey	Centers	Leavitt
Air Force	Togiai	Seefeldt	Ali'ifua	Larsen	Carmen	Huerta	Williams*	Davis	Gray	Centers	Leavitt
at Boise St.	Togiai	Seefeldt	Ali'ifua	Larsen	Carmen	Huerta	Williams*	Davis	Gray	Centers	Rocquemore
at Colorado St.	Faimalo	Seefeldt	Ali'ifua	Larsen	Carmen	Huerta	Toback*	Davis	Gray	Centers	Rocquemore
Fresno St.	Faimalo	Seefeldt	Ali'ifua	Larsen	Uasike	Huerta	Haney	Davis	Gray	Centers	Rocquemore
San Diego St.	Faimalo	Seefeldt	Ali'ifua	M. Uasike*	Christiansen	Carmen	L. Uasike*	Davis	Bailey	Rocquemore	Leavitt
at Wyoming	Faimalo	Seefeldt	Ali'ifua	Williams	Christiansen	Te'i	Gray	Bailey	Centers	Ferguson	Leavitt
New Mexico	Ali'ifua	Seefeldt	M. Uasike	Faimalo*	Te'i	Williams	Carmen*	Bailey	Gray	Ferguson	Leavitt
at Nevada	Faimalo	Seefeldt	Ali'ifua	Carmen	Williams	Te'i	Gray	Davis	Bailey	Centers	Ferguson

GAME-BY-GAME STATISTICS

OFFENSE (att-yds-TD-LG)	Rushing	Passing (C-A-TD-YD-INT-LG)	Total Off.	FD	TO	Pen.	Punts	Time	Pts.
Weber St.	44-428-6-80	11-17-0-100-0-24	61-528-6-80	23	0	4-30	2-39	25:10	45
at USC	26-49-0-8	25-39-1-204-1-43	65-253-1-43	13	1	5-38	6-217	27:24	7
Arkansas St.	47-198-3-30	11-25-1-136-1-68	72-334-4-68	18	1	6-54	8-303	30:43	34
Air Force	32-42-1-26	30-48-1-372-1-43	80-414-2-43	22	2	7-46	3-100	29:31	20
at Boise St.	25-71-0-45	29-51-1-287-0-38	76-358-1-45	18	0	12-90	9-352	28:48	10
at Colorado St.	39-251-3-41	20-35-1-210-1-40	74-461-3-41	23	2	9-71	7-268	26:31	24
Fresno St.	40-204-1-20	17-29-3-188-0-28	69-392-4-28	24	0	5-40	4-131	26:30	38
San Diego St.	28-71-1-12	11-26-3-181-1-43	54-252-2-43	12	1	4-39	7-310	23:15	13
at Wyoming	24-111-3-29	24-45-1-303-1-49	69-414-4-49	21	2	7-58	4-137	27:59	28
New Mexico	28-128-2-26	21-27-1-263-1-48	55-391-3-48	21	1	7-75	4-134	23:24	21
at Nevada	50-396-4-68	10-18-0-127-1-30	68-523-4-68	21	2	9-74	3-96	27:17	37
at BYU									

DEFENSE (att-yds-TD-LG)	Rushing	Passing (C-A-TD-YD-INT-LG)	Total Off.	FD	TO	Pen.	Punts	Time	Pts.
Weber St.	41-108-1-16	15-27-0-137-1-25	68-245-1-25	16	1	2-15	7-300	34:50	6
at USC	44-178-1-20	28-37-4-244-1-27	81-422-5-27	29	1	5-51	2-83	32:36	45
Arkansas St.	31-70-1-14	20-33-1-287-2-44	64-357-2-44	16	3	18-129	7-248	29:17	20
Air Force	52-213-2-20	5-13-1-113-1-47	65-326-3-47	17	0	8-66	6-221	30:29	27
at Boise St.	40-154-0-25	17-26-3-230-0-61	66-384-3-61	19	1	8-101	7-306	31:12	21
at Colorado St.	47-224-2-56	17-32-2-240-0-60	79-464-4-60	22	0	8-79	7-320	32:19	31
Fresno St.	39-114-1-20	27-44-1-0-205-22	83-319-2-22	23	0	10-80	6-168	33:30	20
San Diego St.	57-400-2-64	4-10-1-14-0-10	67-414-3-64	20	0	4-40	3-132	36:45	40
at Wyoming	46-267-3-56	16-26-4-261-1-46	72-528-7-56	25	1	7-70	4-182	32:01	52
New Mexico	57-249-2-26	8-17-0-154-0-41	74-403-2-41	22	0	6-64	3-125	36:36	24
at Nevada	50-214-3-16	13-27-1-127-0-39	77-341-4-39	22	1	1-10	6-250	32:43	38
at BYU									

RUSHING (att-yds-TD-LG)	Bright	Cortazzo	Hervey	Hobbs	Hunt	Lewis	Lindsey	Mays	Myers	Williams
Weber St.	0-0-0-0	0-0-0-0	3-84-1-80	1-8-0-8	2-12-1-9	0-0-0-0	11-67-1-35	18-208-3-66	7-53-0-25	0-0-0-0
at USC	0-0-0-0	1-3-0-3	4-6-0-7	0-0-0-0	1-2-0-2	1-0-0-0	4-17-0-17	8-24-0-7	7-3-0-8	0-0-0-0
Arkansas St.	3-10-0-4	0-0-0-0	2-2-0-2	2-5-1-4	10-20-0-11	0-0-0-0	19-98-2-28	0-0-0-0	11-63-0-30	0-0-0-0
Air Force	0-0-0-0	0-0-0-0	1-26-0-26	0-0-0-0	0-0-0-0	0-0-0-0	17-18-0-8	1-2-0-2	13-(-4)-1-24	0-0-0-0
at Boise St.	0-0-0-0	0-0-0-0	0-0-0-0	0-0-0-0	5-9-0-3	0-0-0-0	8-15-0-6	0-0-0-0	12-47-0-45	0-0-0-0
at Colorado St.	2-41-1-41	0-0-0-0	0-0-0-0	0-0-0-0	2-5-0-4	2-16-0-15	17-137-0-26	0-0-0-0	15-50-2-18	1-3-0-3
Fresno St.	0-0-0-0	0-0-0-0	0-0-0-0	1-4-1-4	4-24-0-12	1-14-0-14	23-90-0-20	0-0-0-0	8-66-0-15	0-0-0-0
San Diego St.	0-0-0-0	0-0-0-0	0-0-0-0	6-23-0-11	1-3-0-3	1-(-5)-0-0	3-5-0-2	8-19-0-10	9-26-1-12	0-0-0-0
at Wyoming	1-(-2)-0-0	0-0-0-0	0-0-0-0	6-24-3-11	1-5-0-5	1-2-0-2	5-75-0-29	2-6-0-7	7-1-0-9	1-0-0-0
New Mexico	2-7-0-7	0-0-0-0	0-0-0-0	5-42-0-26	3-21-0-14	0-0-0-0	12-26-2-13	0-0-0-0	4-18-0-9	2-14-0-10
at Nevada	3-32-0-17	0-0-0-0	2-(-5)-0-2	1-1-0-1	8-27-0-14	4-83-1-59	21-168-1-68	0-0-0-0	11-90-2-37	0-0-0-0
at BYU										

Others: Byers (1-10-0-10 vs. Fresno St.)



2016 UTAH STATE FOOTBALL STATS



PASSING

(c-a-i-yds-TD-LG)	Myers	Hobbs	Nelson
Weber St.	11-17-0-100-0-24	0-0-0-0-0-0	0-0-0-0-0-0
at USC	25-37-1-204-1-43	0-2-0-0-0-0	0-0-0-0-0-0
Arkansas St.	11-25-1-136-1-68	0-0-0-0-0-0	0-0-0-0-0-0
Air Force	29-47-1-360-1-43	0-0-0-0-0-0	1-1-0-12-0-12
at Boise St.	29-50-0-287-1-38	0-0-0-0-0-0	0-0-0-0-0-0
at Colorado St.	18-33-1-205-0-40	1-1-0-0-0-0	0-0-0-0-0-0
Fresno St.	17-29-0-188-3-20	0-0-0-0-0-0	0-0-0-0-0-0
San Diego St.	11-26-1-181-1-43	0-0-0-0-0-0	0-0-0-0-0-0
Wyoming	17-29-0-235-1-49	7-16-1-68-0	0-0-0-0-0-0
New Mexico	21-27-1-263-1-48	0-0-0-0-0-0	0-0-0-0-0-0
at Nevada	10-18-1-127-0-30	0-0-0-0-0-0	0-0-0-0-0-0
at BYU			

RECEIVING

(no-yds-TD-LG)	Bright	Byers	Horne	Houston	Lewis	Lindsey	Roberts	Rodriguez	Tarver	Van Leeuwen	Williams
Weber St.	0-0-0-0	0-0-0-0	1-5-0-5	3-32-0-17	3-26-0-24	0-0-0-0	0-0-0-0	1-9-0-9	0-0-0-0	2-28-0-17	0-0-0-0
at USC	0-0-0-0	1-6-0-6	1-7-0-7	4-33-1-13	4-34-0-24	4-8-0-4	1-6-0-6	2-11-0-9	4-37-0-15	0-0-0-0	1-9-0-0
Arkansas St.	0-0-0-0	0-0-0-0	0-0-0-0	3-28-0-16	2-73-0-68	1-12-0-12	0-0-0-0	1-1-0-1	3-24-1-13	0-0-0-0	0-0-0-0
Air Force	0-0-0-0	0-0-0-0	0-0-0-0	1-4-0-4	3-52-1-43	4-40-0-24	2-32-0-24	7-64-0-20	9-143-0-42	2-13-0-7	1-12-0-12
at Boise St.	0-0-0-0	0-0-0-0	0-0-0-0	3-41-0-16	7-82-0-38	3-(-2)-0-1	3-35-0-14	6-89-1-31	5-29-0-9	0-0-0-0	0-0-0-0
at Colorado St.	0-0-0-0	0-0-0-0	0-0-0-0	3-23-0-11	7-106-0-40	3-16-0-9	0-0-0-0	0-0-0-0	1-36-0-36	0-0-0-0	2-5-0-8
Fresno St.	0-0-0-0	0-0-0-0	0-0-0-0	5-43-1-28	2-4-0-5	1-8-0-8	2-49-1-28	3-26-0-11	3-54-1-25	0-0-0-0	1-4-0-4
San Diego St.	0-0-0-0	1-43-0-43	0-0-0-0	3-40-0-25	1-22-0-22	0-0-0-0	0-0-0-0	1-18-0-18	3-28-0-14	0-0-0-0	0-0-0-0
at Wyoming	0-0-0-0	0-0-0-0	0-0-0-0	5-37-0-18	7-56-1-18	1-41-0-41	1-8-0-8	1-8-0-8	8-104-0-24	0-0-0-0	0-0-0-0
New Mexico	2-13-0-12	0-0-0-0	0-0-0-0	1-10-0-10	1-8-0-8	0-0-0-0	3-18-0-7	3-46-0-26	6-84-1-41	1-6-0-6	1-0-0-0
at Nevada	3-43-0-18	0-0-0-0	0-0-0-0	2-17-0-17	0-0-0-0	0-0-0-0	0-0-0-0	0-0-0-0	3-51-0-30	2-16-0-10	0-0-0-0
at BYU											

Others: Artist (1-0-0-0 vs. Weber St.); Cortazzo (1-3-0-3 at CSU); Colston-Green (1-43-0-43 at USC; 1-6-0-6 at BSU; 2-30-1-23 vs. SDSU; 1-48-0-48 vs. UNM); Hervey (1-0-0-0 at CSU); Hunt (1-2-0-2 at USC; 1-(-2)-0-0 vs. ASU; 1-7-0-7 at BSU; 1-16-0-16 at CSU); Hunt (2-30-0-18 vs. UNM); Mays (1-8-0-8 at USC); Thompson (1-12-0-12 vs. Air Force)

FIELD GOALS (underlined are good)

(made-att)	Warren	Eberle
Weber St.	<u>31</u>	--
at USC	<u>37</u>	--
Arkansas St.	<u>38, 30</u>	--
Air Force	<u>23, 23</u>	--
at Boise St.	<u>28, 32</u>	--
at Colorado St.	<u>36</u>	--
Fresno St.	<u>43</u>	--
San Diego St.	--	--
at Wyoming	--	47
New Mexico	--	--
at Nevada	42	<u>43, 20, 22</u>
at BYU		

^ = blocked kick

PUNTING

	(no.-avg.-LG)	50+	In 20	In 10
Weber St.	2-19.5-22	0	0	0
at USC	5-43.4-56	1	2	0
Arkansas St.	8-37.9-49	0	2	0
Air Force	3-33.3-38	0	2	0
at Boise St.	9-39.1-51	3	4	3
at Colorado St.	7-38.3-54	1	2	0
Fresno St.	4-32.8-38	0	2	0
San Diego St.	7-44.3-52	1	1	1
at Wyoming	4-34.2-54	1	1	1
New Mexico	4-33.5-41	0	1	1
at Nevada	3-32.0-43	0	0	0
at BYU				

PUNT RETURNS

(no-yds-TD-LG)	Rodriguez	Lewis
Weber St.	2-28-0-22	0-0-0-0
at USC	1-0-0-0	0-0-0-0
Arkansas St.	1-5-0-5	0-0-0-0
Air Force	2-22-0-20	0-0-0-0
at Boise St.	2-20-0-11	0-0-0-0
at Colorado St.	2-1-0-1	0-0-0-0
Fresno St.	1-3-0-3	0-0-0-0
San Diego St.	2-(-3)-0-0	0-0-0-0
at Wyoming	1-21-0-21	1-0-0-0
New Mexico	0-0-0-0	0-0-0-0
at Nevada	3-2-0-14	0-0-0-0
at BYU		

KICKOFF RETURNS

(no-yds-TD-LG)	Bright	Ellison	Hervey	Hunt	Huerta	Leavitt	Lindsey	Williams
Weber St.	0-0-0-0	0-0-0-0	0-0-0-0	1-29-0-29	0-0-0-0	0-0-0-0	0-0-0-0	1-9-0-9
at USC	0-0-0-0	0-0-0-0	0-0-0-0	0-0-0-0	0-0-0-0	0-0-0-0	1-31-0-31	1-12-0-12
Arkansas St.	0-0-0-0	0-0-0-0	0-0-0-0	0-0-0-0	0-0-0-0	0-0-0-0	1-0-0-0	4-74-0-23
Air Force	1-20-0-20	0-0-0-0	0-0-0-0	0-0-0-0	0-0-0-0	1-13-0-13	0-0-0-0	0-0-0-0
at Boise St.	0-0-0-0	0-0-0-0	1-5-0-5	0-0-0-0	0-0-0-0	0-0-0-0	0-0-0-0	0-0-0-0
at Colorado St.	1-29-0-29	0-0-0-0	0-0-0-0	0-0-0-0	0-0-0-0	0-0-0-0	0-0-0-0	0-0-0-0
Fresno St.	0-0-0-0	0-0-0-0	0-0-0-0	1-9-0-9	0-0-0-0	0-0-0-0	0-0-0-0	2-38-0-20
San Diego St.	4-69-0-22	0-0-0-0	0-0-0-0	2-31-0-16	0-0-0-0	0-0-0-0	0-0-0-0	0-0-0-0
at Wyoming	2-42-0-22	2-74-0-38	0-0-0-0	0-0-0-0	0-0-0-0	0-0-0-0	0-0-0-0	2-50-0-26
New Mexico	0-0-0-0	2-50-0-25	0-0-0-0	0-0-0-0	0-0-0-0	0-0-0-0	0-0-0-0	0-0-0-0
at Nevada	1-23-0-23	2-37-0-19	0-0-0-0	0-0-0-0	1-(-9)-0-0	0-0-0-0	0-0-0-0	0-0-0-0
at BYU								





DEFENSIVE TACKLES (S-A-Total)

Table with columns: Defensive Line, Ali'ifua, Faimalo, Schuster, Seefeldt, Taufa, Togiai, 'Unga, M. Uasike, Wildman. Rows include Weber St., at USC, Arkansas St., Air Force, at Boise St., at Colorado St., Fresno St., San Diego St., at Wyoming, New Mexico, at Nevada, at BYU.

Table with columns: Linebackers, Carmen, Christiansen, Huerta, Larsen, Miranda, Te'i, L. Uasike, Williams. Rows include Weber St., at USC, Arkansas St., Air Force, at Boise St., at Colorado St., Fresno St., San Diego St., at Wyoming, New Mexico, at Nevada, at BYU.

Table with columns: Secondary, Bailey, Centers, Davis, Ellison, Ferguson, Gray, Haney, Leavitt, Ogwu, Painter, Rocquomore. Rows include Weber St., at USC, Arkansas St., Air Force, at Boise St., at Colorado St., Fresno St., San Diego St., at Wyoming, New Mexico, at Nevada, at BYU.

Others: Cheney (1-0-1 vs. SDSU)

DEFENSIVE SPECIAL PLAYS

Table with columns: Opponent, Sacks, Int., FF, FR, PBU, QBH. Rows include Weber St., at USC, Arkansas St., Air Force, at Boise St., at Colorado St., Fresno St., San Diego St., at Wyoming, New Mexico, at Nevada, at BYU.

at BYU

* = TD



2016 UTAH STATE FOOTBALL STATS



2016 CAPTAINS

NO	NAME	YR	POS
2	Dallin Leavitt	JR	BS
2	Kent Myers	JR	QB
12	Alex Huerta	JR	LB
12	DJ Nelson	SO	QB
13	Jalen Davis	JR	CB
19	Ian Togiai	SR	DE
27	Jontrell Rocquemore	SO	FS
49	Derek Larsen	SO	LB
59	Austin Stephens	SR	OC
65	Austin Albrecht	SR	OL
70	Travis Seefeldt	SR	NG
76	Jake Simonich	SR	OL
83	Wyatt Houston	SR	TE
87	Dax Raymond	SO	TE
95	Ricky Ali'ifua	SR	DE

MW POW NOMINEES

(offense-defense-special teams)

	Offense	Defense	Special
WSU	Mays	Leavitt	Warren
USC	Houston	Leavitt	Lindsey, Jr.
ASU	Lindsey, Jr.	<u>Carmen</u>	Warren
AFA	Tarver	Huerta	Warren
BSU	Myers	Gray	Dalton
CSU	Lindsey	Seefeldt	Warren
FS	Myers	Centers	Painter
SDSU	Myers	Leavitt	Dalton
WYO	Hobbs	Gray	Ellison
UNM	Myers	Williams	Dalton
NEV	Lindsey	Williams	Eberle
BYU			

Underline = 2016 winner

RED ZONE

	Utah State			Opponent		
	#	TD	FG	#	TD	FG
WSU	4	3	1	2	1	1
USC	2	1	0	6	5	1
ASU	4	3	1	3	1	2
AFA	4	1	2	5	3	2
BSU	2	0	1	1	1	0
CSU	3	2	1	4	3	1
FS	4	3	0	3	2	1
SDSU	1	1	0	4	2	2
WYO	4	4	0	5	3	1
UNM	4	2	0	5	2	2
NEV	3	1	2	6	4	1
BYU						

USU - 35 Poss., 29 Scores (83%)

Opp - 44 Poss., 40 Scores (91%)

POINTS OFF TURNOVERS

	Utah State			Opponent		
	#	TD	FG	#	TD	FG
WSU	1	0	1	0	0	0
USC	1	0	0	1	1	0
ASU	3	2	0	1	0	0
AFA	0	0	0	2	2	0
BSU	1	0	0	0	0	0
CSU	0	0	0	2	0	0
FS	0	0	0	0	0	0
SDSU	0	0	0	1	1	0
WYO	1	1	0	2	2	0
UNM	0	0	0	1	0	0
NEV	1	0	1	2	2	0
BYU						

USU - 8 TOs, 5 Scores (63%)

Opp. - 12 TOs, 8 Scores (67%)

SCORE BY QUARTERS

	Utah State	Opponent
WSU	14-7-10-14=45	0-6-0-0=6
USC	0-0-7-0=7	7-14-10-14=45
ASU	17-7-3-7=34	0-0-14-6=20
AFA	7-3-0-10=20	3-14-0-10=27
BSU	0-3-0-7=10	7-0-7-7=21
CSU	14-10-0-0=24	10-0-14-7=31
FS	7-10-7-14=38	7-7-3-3=20
SDSU	7-0-0-6=13	10-10-3-17=40
WYO	0-7-21-0=28	14-21-7-10=52
UNM	14-0-7-0=21	0-6-15-3=24
NEV	7-10-10-10=37	3-7-7-21=38
BYU		

USU - 87-57-65-68=277

Opp. - 61-85-80-98=324

EXPLOSIVES

(20-Plus Yard Plays)

	Utah State			Opponent		
	Run	Pass	TD	Run	Pass	TD
WSU	5	1	3	0	1	0
USC	0	2	0	1	2	0
ASU	3	1	1	0	5	1
AFA	2	6	1	1	2	0
BSU	1	3	1	1	4	2
CSU	3	4	1	2	2	1
FS	1	4	1	1	1	0
SDSU	0	4	1	5	0	1
WYO	2	4	0	3	5	4
UNM	1	4	1	1	2	0
NEV	3	1	3	0	2	0
BYU						
Totals	21	34	13	15	26	9

INDIVIDUAL EXPLOSIVES

(20-Plus Yard Plays)

(Touchdowns Underlined>)

Rushing (21)

Bright - 41
 Hervey - 80, 26
 Hobbs - 26
 Lewis - 59
 Lindsey, Jr. - 35, 28, 26, 22, 20, 29, 26, 68
 Mays - 66, 20
 Myers - 25, 30, 20, 24, 45, 37

Receiving (34)

Byers - 43
 Colston-Green - 43, 23, 49, 48
 Houston - 28, 25
 Lewis - 24, 24, 68, 43, 38, 25, 40, 27, 22
 Lindsey - 24, 41
 Roberts - 24, 21, 28
 Rodriguez - 20, 30, 31, 26
 Tarver - 42, 35, 36, 25, 23, 24, 22, 41, 30





2016 UTAH STATE FOOTBALL STATS

UTAH STATE SCORING DRIVES

Opp.	Qtr	Pl-Yds	Time	Score
WSU	1	2-34	:31	Mays 18 Run
WSU	1	13-85	4:23	Mays 18 Run
WSU	2	1-61	:11	Mays 66 Run
WSU	3	7-70	2:51	Hunt 9 Run
WSU	3	11-49	4:29	Warren 31 FG
WSU	4	13-89	5:14	Lindsey 35 Run
WSU	4	1-80	:13	Hervey 80 Run
USC	3	12-75	3:49	Houston 6 Pass
ASU	1	3-9	1:02	Tarver 4 Pass
ASU	1	7-39	2:15	Warren 38 FG
ASU	1	4-25	1:22	Hobbs 1 Run
ASU	2	4-69	:52	Lindsey 28 Run
ASU	3	9-80	2:40	Warren 30 FG
ASU	4	13-91	6:53	Lindsey 1 Run
AFA	1	4-86	1:10	Lewis 43 Pass
AFA	2	14-66	5:20	Warren 23 FG
AFA	4	5-20	1:36	Warren 23 FG
AFA	4	12-75	2:25	Myers 1 Run
BSU	2	12-45	3:35	Warren 28 FG
BSU	4	14-75	4:22	Rodriguez 30 Pass
CSU	1	4-75	:59	Bright 41 Run
CSU	1	8-74	3:29	Myers 4 Run
CSU	2	7-60	2:19	Myers 14 Run
CSU	2	8-60	2:45	Warren 36 FG
FS	1	7-60	3:08	Roberts 21 Pass
FS	2	7-42	1:39	Warren 43 FG
FS	3	8-75	3:10	Houston 5 Pass
FS	4	6-59	1:17	Tarver 25 Pass
FS	4	11-75	4:27	Hobbs 4 Run
SDSU	1	7-70	2:57	Myers 10 Run
SDSU	4	13-91	5:14	Colston-Green 23 Pass
WYO	2	9-75	3:36	Hobbs 1 Run
WYO	3	5-80	1:35	Lewis 5 Pass
WYO	3	3-64	:48	Hobbs 2 Run
WYO	3	3-49	:27	Hobbs 10 Run
UNM	1	8-62	3:12	Lindsey 13 Run
UNM	1	6-71	1:34	Tarver 22 Pass
UNM	3	6-85	2:17	Lindsey 4 Run
NEV	1	6-79	2:29	Myers 37 Run
NEV	2	8-35	3:21	Eberle 43 FG
NEV	2	9-67	2:25	Myers 2 Run
NEV	3	1-59	:10	Lewis 59 Run
NEV	3	13-62	5:58	Eberle 20 FG
NEV	4	2-77	:44	Lindsey 68 Run
NEV	4	4-9	1:50	Eberle 22 FG

Non-Offensive Scores

FS 2 0-0 0:00 Cheney Blk Punt

OPPONENT SCORING DRIVES

Opp.	Qtr	Pl-Yds	Time	Score
WSU	2	9-60	1:51	1 Run
USC	1	3-50	:36	3 Pass
USC	2	12-87	5:36	13 Pass
USC	2	9-48	2:08	2 Pass
USC	3	14-78	5:20	20 FG
USC	4	5-33	1:50	15 Pass
USC	4	9-63	3:46	2 Run
ASU	3	7-75	3:42	4 Run
ASU	3	3-75	1:11	44 Pass
ASU	4	8-74	2:36	23 FG
ASU	4	6-19	2:57	22 FG
AFA	1	11-46	5:09	28 FG
AFA	2	5-36	1:53	4 Run
AFA	2	6-88	1:50	12 Pass
AFA	4	6-13	2:35	1 Run
AFA	4	6-16	1:36	33 FG
BSU	1	5-81	2:05	61 Pass
BSU	3	10-85	4:40	5 Pass
BSU	4	6-40	3:30	36 Pass
CSU	1	9-67	2:33	21 FG
CSU	1	8-75	3:06	19 Pass
CSU	3	4-80	1:27	60 Pass
CSU	3	10-46	3:28	1 Run
CSU	4	5-90	2:28	10 Run
FS	1	15-86	6:02	3 Run
FS	2	13-77	3:15	1 Pass
FS	3	18-65	7:37	27 FG
FS	4	8-44	2:38	49 FG
SDSU	1	2-44	:44	39 Run
SDSU	1	9-61	4:16	21 FG
SDSU	2	16-79	8:13	10 Pass
SDSU	2	5-45	1:35	41 FG
SDSU	3	9-46	4:20	43 FG
SDSU	4	12-53	6:06	23 FG
SDSU	4	2-65	:44	1 Run
WYO	1	4-75	1:29	25 Pass
WYO	1	9-94	4:08	56 Run
WYO	2	3-39	:47	15 Pass
WYO	2	14-65	6:36	1 Run
WYO	2	3-44	:25	46 Pass
WYO	3	3-75	:39	37 Pass
WYO	4	10-67	5:07	20 FG
WYO	4	4-26	1:38	15 Run
UNM	2	7-56	2:36	36 FG
UNM	2	9-57	2:21	37 FG
UNM	3	11-76	5:46	5 Run
UNM	3	5-56	2:26	4 Run
UNM	4	11-76	4:29	40 FG
NEV	1	10-29	5:16	35 FG
NEV	2	10-81	4:42	1 Pass
NEV	3	11-75	4:45	7 Run
NEV	4	2-20	:48	15 Run
NEV	4	10-51	1:32	6 Run

Non-Offensive Scores

USC 3 0-0 0:00 77 Punt Return

SDSU 4 0-0 0:00 28 Int. Return

NEV 4 0-0 0:00 0Fum. Recovery

AVERAGE FIELD POSITION

	Utah State	Opponent
WSU	Own 26	Own 25
USC	Own 26	Own 33
ASU	Own 35	Own 26
AFA	Own 30	Own 33
BSU	Own 26	Own 23
CSU	Own 23	Own 28
FS	Own 33	Own 23
SDSU	Own 19	Own 29
WYO	Own 29	Own 35
UNM	Own 25	Own 26
NEV	Own 31	Own 34
BYU		

USU Drive Start Position/Result

(-20 = inside or at own 20-yard line;
50+=drives started on other side of 50 - in opponent territory)

	-20	TD	FG	50+	TD	FG
WSU	3	3	0	1	1	0
USC	1	0	0	0	0	0
ASU	4	1	1	3	2	0
AFA	2	1	0	2	0	2
BSU	5	0	0	1	0	0
CSU	4	0	0	0	0	0
FS	0	0	0	2	0	0
SDSU	7	1	0	0	0	0
WYO	2	1	0	1	1	0
UNM	3	1	0	0	0	0
NEV	2	0	0	1	0	1
BYU						

Opp. Start Position/Result

(-20 = inside or at own 20-yard line;
50+=drives started on other side of 50 - in opponent territory)

	-20	TD	FG	50+	TD	FG
WSU	2	0	0	0	0	0
USC	2	1	0	2	2	0
ASU	6	0	1	2	0	1
AFA	4	1	0	3	2	1
BSU	5	2	0	1	1	0
CSU	4	2	0	2	1	0
FS	2	1	0	0	0	0
SDSU	2	0	0	1	1	0
WYO	2	1	0	4	3	0
UNM	3	0	1	1	0	0
NEV	2	1	0	2	1	1
BYU						

DRIVE CHARTS

	Drives	Scores	TD	FG	Punt	TO	Downs	Half	Safety	Scoring Pct.
Utah State	138	45	34	11	57	11	9	11	0	32.6%
Opponent	136	53	35	17	58	7	8	8	0	38.9%





UTAH STATE...

OFFENSE

- **200 Yards Rushing** - 204 vs. FRESNO STATE, 2016
- **300 Yards Rushing** - 396 at NEVADA, 2016
- **400 Yards Rushing** - 428 vs. WEBER STATE, 2016
- **300 Yards Passing** - 303 at WYOMING, 2016
- **400 Yards Passing** - 426 vs. UNLV, 2012
- **500 Yards Passing** - 509 vs. Boise State, 2000
- **500 Yards Total Offense** - 523 at NEVADA, 2016
- **600 Yards Total Offense** - 646 at Louisiana Tech, 2012
- **40 Points** - 45 vs. WEBER STATE, 2016
- **50 Points** - 58 vs. Wyoming, 2015
- **60 Points** - 63 vs. Wyoming, 2011
- **70 Points** - 70 vs. Weber State, 2013
- **Safety By USU** - at Fresno State, 2015

OPPONENT...

DEFENSE

- **200 Yards Rushing** - 249 vs. NEW MEXICO, 2016
- **300 Yards Rushing** - 309 at Air Force, 2015
- **400 Yards Rushing** - 400 vs. SAN DIEGO STATE, 2016
- **300 Yards Passing** - 368 at Washington, 2015
- **400 Yards Passing** - 404 at Fresno State, 2013
- **500 Yards Passing** - 505 at Texas Tech, 2000
- **500 Yards Total Offense** - 528 at WYOMING, 2016
- **600 Yards Total Offense** - 629 at Louisiana Tech, 2012
- **40 Points** - 40 vs. SAN DIEGO STATE, 2016
- **50 Points** - 52 at WYOMING, 2016
- **60 Points** - 66 at Oregon, 2008
- **70 Points** - 70 at Fresno State, 2001
- **Safety Against USU** - at Boise State, 2014

UTAH STATE INDIVIDUAL

- **100 Yards Rushing** - 17-168, TD, TONNY LINDSEY, JR. at NEVADA, 2016
- **200 Yards Rushing** - 18-208, 3 TD, DEVANTE MAYS vs. WEBER STATE, 2016
- **100 Yards Rushing by a Quarterback** - 16-191, 1 TD, Kent Myers vs. Colorado State, 2015
- **Two Players with 100 Yards Rushing** - Kerwynn Williams (20-162 2TD) and Chuckie Keeton (17-121) at Louisiana Tech, 2012
- **300 Yards Passing** - 360 (29-47-1), KENT MYERS vs. AIR FORCE, 2016
- **400 Yards Passing** - 426 (21-34-0), Chuckie Keeton vs. UNLV, 2012
- **Three TD Passes** - Kent Myers vs. FRESNO STATE, 2016
- **Four TD Passes** - Kent Myers at Air Force, 2015
- **Five or More TD Passes** - 5, Chuckie Keeton vs. Weber State, 2013
- **Two Players with 100 Yards Passing** - Chuckie Keeton (14-for-25, 114) and Kent Myers (14-for-20, 123) vs. Akron, 2015
- **100 Yards Receiving** - 8-104, RON QUA'VION TARVER at WYOMING, 2016
- **200 Yards Receiving** - 11-221, Kevin Curtis at South Florida, 2001
- **Two Players with 100 Yards Receiving** - Travis Reynolds (7-129) and Travis Van Leeuwen (4-112,) at UNLV, 2013
- **100 Yards Receiving by a Running Back** - 4-125 TD, Kerwynn Williams at Louisiana Tech, 2012
- **100 Yards Rushing and Receiving** - 162 rush, 125 rec, Kerwynn Williams, at Louisiana Tech, 2012
- **200 Yards All Purpose** - 227, Hunter Sharp vs. Air Force, 2014
- **More Than Two Rushing TD In One Game** - 3, DAMION HOBBS at WYOMING, 2016
- **More Than Three Rushing TD In One Game** - 4, Robert Turbin vs. Colorado State, 2011
- **More Than One Receiving TD In One Game** - 2, Brandon Swindall vs Akron, 2015
- **More Than Three Combined TD In One Game** - 4, Joey DeMartino (3 rush, 1 rec), at New Mexico, 2013
- **TD Pass By A Non-QB** - 44, Ronald Butler (WR), at Hawai'i, 2014
- **80-Yard Run For A Touchdown** - 80, JUSTEN HERVEY vs. WEBER STATE, 2016
- **80-Yard Pass For A Touchdown** - 81, Hunter Sharp from Darell Garretson, at Arkansas State, 2014
- **50-Yard Field Goal** - 52, Jake Thompson vs. Boise State, 2015
- **Four Field Goals** - 4, Nick Diaz at San José State, 2013
- **Kickoff Return For A Touchdown** - 96, Hunter Sharp vs. Nevada, 2015
- **Punt Return For A Touchdown** - 88, Andrew Rodriguez vs. Southern Utah, 2015
- **Interception Return For A Touchdown** - 90, Marwin Evans vs. Boise State, 2015
- **Fumble Return For A Touchdown** - 97, Jontrell Rocquemore at Washington, 2015
- **Kick Blocked For A Touchdown** - (PUNT) JENTZ PAINTER (BLOCK), AUSTIN CHENEY (TOUCHDOWN) vs. FRESNO STATE, 2016
- **Blocked Extra Point For A Conversion** - (BLOCK) David Moala, (RETURN) Torrey Green vs. Southern Utah, 2015
- **Two-Point Conversion** - (Pass) Darell Garretson to JoJo Natson vs. Northern Illinois, 2013

OPPONENT INDIVIDUAL

- **100 Yards Rushing** - 26-119, TD, JAMES BUTLER (NEVADA), 2016
- **200 Yards Rushing** - 32-223, DONNEL PUMPHREY (SAN DIEGO STATE), 2016
- **Two Players With 100 Yards Rushing** - DONNEL PUNPHREY (32-223) and JUWAN WASHINGTON (14-137, 2TD), SAN DIEGO STATE, 2016
- **300 Yards Passing** - 22-31-1, 368, 3 TD, Jake Browning (Washington), 2015
- **400 Yards Passing** - 36-53-2, 404, 3 TD, Derrick Carr (at Fresno State), 2013
- **100 Yards Receiving** - 7-140, TD, MICHAEL GALLUP (COLORADO STATE), 2016
- **200 Yards Receiving** - 12-205, Rishard Matthews (Nevada), 2011
- **Two Players With 100 Yards Receiving** - Mitch Mathews 8-117 TD and Jordan Leslie 4-135 (BYU), 2014
- **Three Players With 100 Yards Receiving** - C.J.Hawthorne, 9-116 TD, J.Rivers 7-130 TD and R.Grice-Mullen, 5-113 (Hawai'i), 2007
- **80-Yard Run For A Touchdown** - 92, Demarco Murray (Oklahoma), 2007
- **80-Yard Pass For A Touchdown** - 86, Lamar Jordan to Delane Hart-Johnson (New Mexico), 2015
- **50-Yard Field Goal** - 52, Jared Roberts (at Colorado State), 2014
- **Kickoff Return For A Touchdown** - 87, Bernard Reedy (Toledo), 2012
- **Punt Return For A Touchdown** - 77, ADOREE' JACKSON (USC), 2016
- **Interception Return For A Touchdown** - 28, MALIK SMITH (SAN DIEGO STATE), 2016
- **Fumble Return For A Touchdown** - 0, ELIJAH MITCHELL (NEVADA), 2016
- **Kick Blocked For A Touchdown** - (Punt) 16, la Falo (Boise State), 2007





2016 UTAH STATE DEPTH CHART

OFFENSE

X-WR	82	Andrew Rodriguez (5-9, 185, Sr., 1L)
	19	Ron'quavion Tarver (6-3, 210, So., JC)
T-WR	9	Rayshad Lewis (5-10, 165, Fr., HS)
	26	Kennedy Williams (5-6, 160, Sr., 3L)
LT	73	Preston Brooksby (6-5, 295, Jr., RS)
	78	Cody Boyer (6-5, 285, So., SQ)
LG	65	Austin Albrecht (6-5, 300, Sr., 2L)
	74	Jude Hockel (6-4, 290, Sr., SQ)
C	59	Austin Stephens (6-3, 315, Sr., 2L)
	58	Demytrick Ali'ifua (6-3, 305, Fr., HS)
-or-	69	Roderick Smith (6-1, 280, Fr., RS)
RG	66	KJ Uluave (6-4, 300, So., SQ)
	67	Brandon Taukeiaho (6-2, 305, Jr., SQ)
RT	76	Jake Simonich (6-5, 305, Sr., 3L)
	52	Sean Taylor (6-5, 310, Jr., JC)
Y-TE	83	Wyatt Houston (6-4, 255, Sr., 3L)
	45	Joe Palange (6-1, 250, Sr., SQ)
Z-WR	88	Braelon Roberts (6-3, 205, Jr., 2L)
-or-	17	Zach Van Leeuwen (6-0, 185, So., 1L)
RB	32	Devante Mays (5-11, 230, Sr., 1L)
	4	Tonny Lindsey, Jr. (5-9, 195, Jr., 1L)
-or-	34	Justen Hervey (5-10, 210, So., 1L)
-or-	21	LaJuan Hunt (5-8, 200, Jr., 2L)
QB	2	Kent Myers (6-0, 200, Jr., 2L)
	11	Damion Hobbs (6-1, 225, Jr., 1L)

DEFENSE

DE	98	Edmund Faimalo (6-2, 280, Sr., 1L)
	19	Ian Togiai (6-2, 285, Jr., 2L)
NG	70	Travis Seefeldt (6-1, 305, R-Sr., 3L)
	96	Christopher 'Unga (6-0, 295, Fr., RS)
-or-	56	Gasetoto Schuster (6-0, 290, So., 1L)
DE	95	Ricky Ali'ifua (6-2, 280, Sr., 3L)
	91	Siua Taufa (6-0, 280, Sr., 2L)
OLB	20	Brock Carmen (6-3, 235, Sr., 1L)
	47	Logan Lee (6-3, 245, Fr., HS)
ILB	16	Anthony Williams (6-1, 245, R-Sr., 1L)
	57	Leki Uasike (5-9, 230, Sr., SQ)
ILB	12	Alex Huerta (6-3, 240, Jr., 1L)
	48	Chase Christiansen (6-1, 235, So., SQ)
-or-	10	Chasen Andersen (5-11, 220, So., 1L)
OLB	49	Derek Larsen (6-3, 240, So., 1L)
	51	Justus Te'i (6-3, 230, Fr., HS)
CB	13	Jalen Davis (5-10, 185, Jr., 2L)
	8	Wesley Bailey (6-1, 195, Jr., RS)
BS	2	Dallin Leavitt (5-10, 205, Jr., RS)
	3	Marquan Ellison (5-10, 200, Sr., 2L)
FS	23	Gaje Ferguson (6-0, 205, So., RS)
	37	Devin Centers (5-9, 200, Sr., 3L)
CB	7	Daniel Gray (5-10, 190, Sr., 2L)
	6	Cameron Haney (5-11, 180, Fr., RS)
	31	Jentz Painter (5-8, 180, Sr., 2L)

SPECIALISTS

P	89	Aaron Dalton (6-4, 220, So., 1L)
	36	Jake Thompson (6-0, 220, Sr., 3L)
PK/K	63	Brock Warren (6-2, 175, Sr., 1L)
-or-	36	Jake Thompson (6-0, 220, Sr., 3L)
-or-	62	Dominik Eberle (6-1, 170, Fr., RS)
LS	50	Emmett Odegard (6-1, 220, Jr., JC)
	79	Brandon Pada (5-11, 220, Fr., HS)
HLD	12	DJ Nelson (5-9, 195, So., 1L)
	89	Aaron Dalton (6-4, 220, So., 1L)
PR	82	Andrew Rodriguez (5-9, 185, Sr., 1L)
	13	Jalen Davis (5-10, 185, Jr., 2L)
KOR	3	Marquan Ellison (5-10, 200, Sr., 2L)
	25	Gerold Bright (5-9, 180, Fr., RS)

BOLD = Returning Starter

CAREER GAMES/STARTS

76	Jake Simonich, Sr., OT	52/39	12	Alex Huerta, Jr., LB	23/7	6	Cameron Haney, Fr., CB	11/1
37	Devin Centers, Sr., S	50/23	28	Aaron Wade, So., SS	23/0	84	Ethan Cortazzo, Jr., WR	11/0
95	Ricky Ali'ifua, Sr, DE	50/22	17	Zach Van Leeuwen, So., WR	22/9	50	Emmett Odegard, So., LS	11/0
70	Travis Seefeldt, Sr., NG	50/13	98	Edmund Faimalo, Sr., DE	22/6	8	Wesley Bailey, Jr., CB	10/6
36	Jake Thompson, Sr., K	50/0	27	Jontrell Rocquemore, So., FS	21/6	93	Jacoby Wildman, Fr., DE	10/0
26	Kennedy Williams, Sr., WR	48/1	4	Tonny Lindsey, Jr., RB	20/10	99	Mohelika Uasike, Fr., NG	9/2
83	Wyatt Houston, Sr., TE	44/27	49	Derek Larsen, So., LB	20/7	78	Cody Boyer, So., OL	9/1
59	Austin Stephens, Sr., OC	38/38	56	Gasetoto Schuster, So., NG	20/0	1	Alex Byers, Jr., WR	9/0
31	Jentz Painter, Sr., CB	38/1	32	Devante Mays, Sr., RB	19/8	87	Dax Raymond, So., TE	9/0
65	Austin Albrecht, Sr., OL	37/26	5	Jaren Colston-Green, Jr., WR	19/3	14	Chad Artist, Fr., WR	8/0
21	LaJuan Hunt, Jr., RB	37/12	34	Justen Hervey, So., RB	18/1	25	Gerold Bright, Fr., WR	8/0
19	Ian Togiai, Jr., DE	37/9	40	Austin Cheney, Sr., CB	18/0	2	Dallin Leavitt, Jr., BS	7/7
91	Siua Taufa, Sr., DE	37/2	74	Jude Hockel, Sr., OL	16/8	57	Leki Uasike, Sr., LB	7/4
7	Daniel Gray, Sr., CB	36/18	11	Damion Hobbs, Jr., QB	16/0	23	Gaje Ferguson, So., BS	7/3
13	Jalen Davis, Jr., CB	35/35	80	Tyler Fox, So., WR	14/0	46	Mason Tobeck, Fr., LB	7/1
3	Marquan Ellison, Sr., CB	35/0	67	Brandon Taukeiaho, Jr., OL	14/0	24	Dalton Baker, Fr., LB	7/0
2	Kent Myers, Jr., QB	27/24	10	Chasen Andersen, So., LB	13/0	85	Derek Hastings, Fr., TE	7/0
88	Braelon Roberts, Jr., WR	27/7	64	Jarom Ioane, Jr., OL	13/0	22	Patrick Lee Miranda, Jr., LB	7/0
63	Brock Warren, Sr., PK	26/0	66	KJ Uluave, So., OL	13/3	55	Adewale Adeoye, So., DE	6/0
82	Andrew Rodriguez, Sr., WR	24/16	48	Chase Christiansen, So., LB	12/2	96	Christopher 'Unga, Fr., NG	6/0
20	Brock Carmen, Sr., LB	24/7	73	Preston Brooksby, Jr., OL	11/10	62	Dominik Eberle, Fr., PK	3/0
16	Anthony Williams, R-Sr., LB	24/6	9	Rayshad Lewis, Fr., WR	11/7	92	Jake Templeton, So., DE	3/0
44	Landon Horne, Sr., TE	24/2	19	Ron'quavion Tarver, So., WR	11/6	68	Dalton Forsythe, Sr., OL	2/0
89	Aaron Dalton, So., P	24/0	51	Justus Te'i, Fr., LB	11/3	69	Roderick Smith, Fr., OL	2/0
12	DJ Nelson, So., QB	24/0	45	Joe Palange, Sr., TE	11/2	26	Kevin Ogwu, Jr., CB	1/0

PRONUNCIATION GUIDE

55	Adewale Adeoye .. Ada-wally A-day-o-yah	38	Mason Gajkowski .. Guy-Cow-ski	70	Travis Seefeldt .. See-felt
65	Austin Albrecht .. All-breck	18	Makiah Gilmer .. Muh-kie-uh	76	Jake Simonich .. Sie-mon-ich
58	Demytrick Ali'ifua .. Ah-lee-ee-foo-uh	12	Alex Huerta .. Wear-ta	19	Ron'quavion Tarver .. Ron-kway-V-un
95	Ricky Ali'ifua .. Ah-lee-ee-foo-uh	64	Jarom Ioane .. Jer-um Yo-ah-nah	91	Siua Taufa .. See-wah Tau-fah
14	Chad Artist .. Are-tist	77	Viliamu McMoore .. Vil-ee-ah-mooh	67	Brandon Taukeiaho .. Tau-k-ah-ho
55	Andrew Chen .. Chin	33	Kevin Meitzenheimer .. Miltz-en-hi-mur	51	Justus Te'i .. Tay-ee
84	Ethan Cortazzo .. Core-taz-oo	22	Patrick Lee Miranda .. Mur-an-duh	19	Ian Togiai .. Tong-e-i
62	Dominik Eberle .. Eb-err-lee	4	Tonny Lindsey, Jr. .. Toe-Knee	57	Leki Uasike .. Leck-e Wa-s-kay
3	Marquan Ellison .. Mar-kwon	50	Emmett Odegard .. O-duh-guard	99	Mohelika Uasike .. Mo-heh-lee-ka Wa-s-kay
98	Edmund Faimalo .. Fie-mah-low	45	Joe Palange .. Puh-lan-gee	66	KJ Uluave .. Oo-lou-wa-vay
90	Ritisoni Fata .. Ree-fee-sony Fah-tuh	27	Jontrell Rocquemore .. Rock-uh-more	17	Zach Van Leeuwen .. Van Loo-win
15	Baron Gajkowski .. Guy-Cow-ski	56	Gasetoto Schuster .. Na-s-eh-toe-toe		



2016 UTAH STATE FOOTBALL ROSTERS



ALPHABETICAL			NUMERICAL							
No.	Name	Pos.	No.	Name	Pos.	Ht.	Wt.	Cl.	Exp.	Hometown (High School/Last School)
55	Adeoye, Adewale	DE	1	Alex Byers	WR	6-2	185	Jr.	JC	Riverview, Fla. (Spoto HS/Antelope Valley JC)
65	Albrecht, Austin	OL	2	Dallin Leavitt	BS	5-10	205	Jr.	RS	Portland Ore. (Central Catholic HS/BYU)
58	All'ifua, Demytrick	OL	2	Kent Myers	QB	6-0	200	Jr.	2L	Rowlett, Texas (Sachse HS)
95	All'ifua, Ricky	DE	3	Marquan Ellison	FS	5-10	200	Sr.	2L	Milwaukee, Wis. (Bradley Tech HS)
94	Andersen, Caden	DE	4	Tonny Lindsey, Jr.	RB	5-9	195	Jr.	1L	Long Beach, Calif. (Woodrow Wilson HS/Cerritos JC)
10	Andersen, Chasen	LB	5	Jaren Colston-Green	WR	6-1	175	Jr.	1L	Tallahassee, Fla. (Leon HS/Arizona Western JC)
14	Artist, Chad	WR	6	Cameron Haney	CB	5-11	180	Fr.	RS	Los Angeles, Calif. (Cathedral HS)
8	Bailey, Wesley	CB	7	Daniel Gray	CB	5-10	190	Sr.	2L	Fort Lauderdale, Fla. (Boyd Anderson HS/Tennessee)
24	Baker, Dalton	LB	8	Wesley Bailey	CB	6-1	195	Jr.	RS	Huntsville, Ala. (J.O. Johnson HS/Eastern Arizona CC)
89	Boman, Travis	TE	8	Cade Smith	QB	6-0	200	Fr.	RS	Salem, Ore. (West Salem HS)
78	Boyer, Cody	OL	9	Rayshad Lewis	WR	5-10	165	Fr.	HS	Orlando, Fla. (Bishop Moore HS)
25	Bright, Gerold	WR	10	Chasen Andersen	LB	5-11	220	So.	1L	Logan, Utah (Logan HS/Wisconsin)
73	Brooksby, Preston	OL	10	Jordan Love	QB	6-3	200	Fr.	HS	Bakersfield, Calif. (Liberty HS)
39	Brown, Jay	CB	11	Damion Hobbs	QB	6-1	225	Jr.	1L	Cedar Hill, Texas (Cedar Hill HS/Oregon)
1	Byers, Alex	WR	11	David Woodward	LB	6-2	210	Fr.	HS	Olympia, Wash. (Olympia HS)
20	Carmen, Brock	LB	12	Alex Huerta	LB	6-3	240	Jr.	1L	Wellsville, Utah (Mountain Crest HS)
37	Centers, Devin	FS	12	DJ Nelson	QB	5-9	195	So.	1L	Logan, Utah (Logan HS)
55	Chen, Andrew	OL	13	Jalen Davis	CB	5-10	185	Jr.	2L	La Mesa, Calif. (Helix HS)
40	Cheney, Austin	CB	14	Chad Artist	WR	6-2	190	Fr.	RS	Logan, Utah (Logan HS)
48	Christiansen, Chase	LB	15	Hudson Conrad	WR	5-9	175	Fr.	RS	Tooele, Utah (Stansbury HS)
5	Colston-Green, Jaren	WR	15	Baron Gajkowski	S	6-1	190	Fr.	HS	Alpine, Utah (Lone Peak HS)
15	Conrad, Hudson	WR	16	Anthony Williams	LB	6-1	245	R-Sr.	1L	Philadelphia, Pa. (Upper Dublin HS/L.A. Pierce JC)
84	Cortazzo, Ethan	WR	17	Zach Van Leeuwen	WR	6-0	185	So.	1L	Provo, Utah (Timpview HS)
89	Dalton, Aaron	P	18	Makiah Gilmer	CB	6-0	175	Fr.	HS	Kirkland, Wash. (Juanita HS)
13	Davis, Jalen	CB	19	Ron'quavion Tarver	WR	6-3	210	So.	JC	Belle Glade, Fla. (Glades Central HS/Fort Scott CC)
62	Eberle, Dominik	PK	19	Ian Togiai	DE	6-2	285	Jr.	2L	West Valley City, Utah (Hunter HS)
3	Ellison, Marquan	FS	20	Brock Carmen	LB	6-3	235	Sr.	1L	Clovis, Calif. (Clovis North HS/Riverside CC)
98	Faimalo, Edmund	DE	21	LaJuan Hunt	RB	5-8	200	Jr.	2L	Fort Lauderdale, Fla. (University HS)
90	Fata, Rifisoni	DE	22	Patrick Lee Miranda	LB	5-10	220	Jr.	JC	Pawtucket, R.I. (St. Raphael Academy/Chabot JC)
23	Ferguson, Gaje	BS	23	Gaje Ferguson	BS	6-0	205	So.	RS	Mendon, Utah (Mountain Crest HS/Snow College)
68	Forsythe, Dalton	OL	24	Dalton Baker	LB	6-4	240	Fr.	RS	Payson, Utah (Payson HS)
80	Fox, Tyler	WR	25	Gerold Bright	WR	5-9	180	Fr.	RS	Pensacola, Fla. (Escambia HS)
15	Gajkowski, Baron	S	26	Kennedy Williams	WR	5-6	160	Sr.	3L	Las Vegas, Nev. (Valley HS)
38	Gajkowski, Mason	LB	27	Jontrell Rocquemore	FS	6-1	210	So.	1L	McKinney, Texas (McKinney HS)
18	Gilmer, Makiah	CB	28	Aaron Wade	BS	6-1	200	So.	1L	Lithia, Fla. (Newsome HS)
7	Gray, Daniel	CB	29	Morian Walker, Jr.	RB	6-1	210	Fr.	HS	San Jose, Calif. (Valley Christian HS)
32	Gunther, Braxton	S	31	Jentz Painter	CB	5-8	180	Sr.	2L	Riverton, Utah (Riverton HS)
6	Haney, Cameron	CB	32	Braxton Gunther	S	5-10	180	Fr.	HS	Woods Cross, Utah (Woods Cross HS)
53	Harris, Braden	LB	32	Devante Mays	RB	5-11	230	Sr.	1L	Livingston, Texas (Livingston HS/Blinn JC)
85	Hastings, Derek	TE	33	Kevin Meitzenheimer	LB	5-11	225	Fr.	HS	Moreno Valley, Calif. (Moreno Valley HS)
34	Hervey, Justen	RB	34	Justen Hervey	RB	5-10	210	So.	1L	Beaumont, Texas (Westbrook HS)
11	Hobbs, Damion	QB	34	Chance Parker	S	6-1	200	Fr.	RS	Kaysville, Utah (Davis HS)
74	Hockel, Jude	OL	36	Jake Thompson	K	6-0	220	Sr.	3L	Logan, Utah (Logan HS)
44	Horne, Landon	TE	37	Devin Centers	FS	5-9	200	Sr.	3L	Chandler, Ariz. (Chandler HS)
83	Houston, Wyatt	TE	38	Mason Gajkowski	LB	6-1	225	Fr.	RS	Sandy, Utah (Jordan HS)
12	Huerta, Alex	LB	39	Jay Brown	CB	5-8	165	Fr.	HS	Chino Hills, Calif. (Chino Hills HS)
21	Hunt, LaJuan	RB	39	Connor McGuire	WR	5-11	185	Jr.	JC	Roy, Utah (Roy HS/Snow College)
	Ingram, Ja' Marcus	CB	40	Austin Cheney	CB	5-9	185	Sr.	1L	Boise, Idaho (Borah HS/Southern Virginia)
64	Ioane, Jarom	OL	40	Dionte Simon	RB	6-0	190	Fr.	HS	Tacoma, Wash. (Lincoln HS)
49	Larsen, Derek	LB	41	Troy Murray	LB/DE	6-4	225	Fr.	HS	Logan, Utah (Logan HS)
2	Leavitt, Dallin	BS	42	Zach Swenson	BS	5-11	195	Fr.	HS	Salt Lake City, Utah (East HS)
47	Lee, Logan	LB	44	Landon Horne	TE	6-2	245	Sr.	1L	Kaysville, Utah (Davis HS/Snow College)
92	Lee, Zach	P	45	Joe Palange	TE	6-1	250	Sr.	SQ	Cleveland, Ohio (St. Edward HS/Oklahoma)
9	Lewis, Rayshad	WR	46	Mason Tobeck	LB	6-2	240	Fr.	RS	Puyallup, Wash. (Cascade Christian HS)
4	Lindsey, Jr., Tonny	RB	47	Logan Lee	LB	6-3	245	Fr.	HS	Rexburg, Idaho (Madison HS)
10	Love, Jordan	QB	48	Chase Christiansen	LB	6-1	235	So.	SQ	Stansbury, Utah (Stansbury HS)
54	Mathews, Dustin	LB	49	Derek Larsen	LB	6-3	240	So.	1L	Logan, Utah (Logan HS)
32	Mays, Devante	RB	50	Emmett Odegard	LS	6-1	220	Jr.	JC	Greenwich, Conn. (Greenwich HS/Nassau CC)
39	McGuire, Connor	WR	51	Justus Te'i	LB	6-3	230	Fr.	HS	San Marcos, Calif. (Mission Hills HS)
77	McMoore, Viliamu	OL	52	Sean Taylor	OL	6-5	310	Jr.	JC	Valley, Calif. (Valley HS/Laney College)
33	Meitzenheimer, Kevin	LB	53	Braden Harris	LB	6-3	235	Fr.	RS	Gunnison, Utah (Gunnison Valley HS)
22	Miranda, Patrick Lee	LB	54	Dustin Mathews	LB	6-1	220	Fr.	HS	Bountiful, Utah (Viewmont HS)
41	Murray, Troy	LB/DE	55	Adewale Adeoye	DE	6-3	260	So.	SQ	St. Louis, Mo. (Ritenour HS)
2	Myers, Kent	QB	55	Andrew Chen	OL	6-4	285	Jr.	SQ	Calabasas, Calif. (Chaminade College Prep)
81	Nathan, Jordan	WR	56	Gasetoto Schuster	NG	6-0	290	So.	1L	Long Beach, Calif. (Long Beach Poly HS)
12	Nelson, DJ	QB	57	Leki Uasike	LB	5-9	230	Sr.	SQ	Hurst, Texas (L.D. Bell HS/Cisco JC)
86	Nelson, Matt	TE	58	Demytrick All'ifua	OL	6-3	305	Fr.	HS	San Leandro, Calif. (San Leandro HS)
50	Odegard, Emmett	LS	59	Austin Stephens	OC	6-3	315	Sr.	2L	West Des Moines, Iowa (Valley HS/Iowa Western CC)
79	Pada, Brandon	LS	62	Dominik Eberle	PK	6-1	170	Fr.	RS	Redondo Beach, Calif. (Redondo Union HS)
31	Painter, Jentz	CB	63	Brock Warren	PK	6-2	175	Sr.	1L	Hyde Park, Utah (Sky View HS)





2016 UTAH STATE FOOTBALL ROSTERS

NUMERICAL

No.	Name	Pos.	Ht.	Wt.	Cl.	Exp.	Hometown (High School/Last School)
64	Jarom Ioane	OL	6-6	350	Jr.	1L	Bountiful, Utah (Bountiful HS)
65	Austin Albrecht	OL	6-5	300	Sr.	2L	Sandy, Utah (Alta HS)
66	KJ Uluave	OL	6-4	300	So.	SQ	Laie, Hawaii (Kahuku HS)
67	Brandon Taukeiaho	OL	6-2	305	Jr.	SQ	South Jordan, Utah (Bingham HS)
68	Dalton Forsythe	OL	6-3	300	Sr.	SQ	Grapevine, Texas (Grapevine HS/Southern Utah)
69	Roderick Smith	OL	6-1	280	Fr.	RS	DeSoto, Texas (DeSoto HS)
70	Travis Seefeldt	NG	6-1	305	R-Sr.	3L	Peoria, Ariz. (Liberty HS)
73	Preston Brooksby	OL	6-5	295	Jr.	RS	Peoria, Ariz. (Sunrise Mountain HS/Glendale CC)
74	Jude Hockel	OL	6-4	290	Sr.	SQ	Walnut Creek, Calif. (Northgate HS/Diablo Valley CC)
75	Ty Shaw	OL	6-4	285	Fr.	HS	South Jordan, Utah (Herriman HS)
76	Jake Simonich	OL	6-5	305	Sr.	3L	Danville, Calif. (San Ramon Valley HS)
77	Viliamu McMoore	OL	6-5	295	Fr.	HS	Kapolei, Hawaii (Kapolei HS)
78	Cody Boyer	OL	6-5	285	So.	SQ	St. George, Utah (Pineview HS)
79	Brandon Pada	LS	5-11	220	Fr.	HS	Glendale, Ariz. (Mountain Ridge HS)
80	Tyler Fox	WR	5-11	180	So.	1L	Layton, Utah (Layton HS)
81	Jordan Nathan	WR	5-10	170	R-Fr.	JC	Monrovia, Calif. (Monrovia HS/Mt. San Jacinto CC)
82	Andrew Rodriguez	WR	5-9	185	Sr.	1L	Allen, Texas (Allen HS/Houston)
83	Wyatt Houston	TE	6-4	255	Sr.	3L	Tualatin, Ore. (Horizon Christian HS)
84	Ethan Cortazzo	WR	6-0	195	Jr.	SQ	Mesa, Ariz. (Red Mountain HS/Mesa CC)
85	Derek Hastings	TE	6-2	235	Fr.	HS	Lehi, Utah (Lehi HS)
86	Matt Nelson	TE	6-4	220	So.	JC	Mission Viejo, Calif. (Los Alamitos HS/Orange Coast CC)
87	Dax Raymond	TE	6-5	245	So.	1L	Provo, Utah (Timpview HS)
88	Braelon Roberts	WR	6-3	205	Jr.	2L	Dallas, Texas (Bishop Dunne HS)
89	Travis Boman	TE	6-5	220	Fr.	HS	Henderson, Nev. (Coronado HS)
89	Aaron Dalton	P	6-4	220	So.	1L	Bountiful, Utah (Viewmont HS)
90	Ritisoni Fata	DE	6-1	280	Fr.	HS	Redlands, Calif. (East Valley HS)
91	Siuu Taufua	DE	6-0	280	Sr.	2L	Concord, Calif. (Ygnacio Valley HS/Diablo Valley CC)
92	Zach Lee	P	5-10	195	Fr.	RS	Cleveland, Tenn. (Cleveland HS)
92	Jake Templeton	DE	6-2	285	So.	TR	Boise, Idaho (Timberline HS/Boise State)
93	Jacoby Wildman	DE	6-2	270	Fr.	RS	Logan, Utah (Logan HS)
94	Caden Andersen	DE	6-2	265	Fr.	HS	Logan, Utah (Logan HS)
95	Ricky Ali'ifua	DE	6-2	280	Sr.	3L	San Leandro, Calif. (San Leandro HS)
96	Christopher 'Unga	NG	6-0	295	Fr.	RS	Rancho Cucamonga, Calif. (Rancho Cucamonga HS)
97	Jake Pitcher	DE	6-3	225	Fr.	HS	Smithfield, Utah (Sky View HS)
98	Edmund Faimalo	DE	6-2	280	Sr.	1L	Riverside, Calif. (East Valley HS/Riverside CC)
99	Mohelika Uasike	NG	6-1	325	Fr.	HS	North Richland Hills, Texas (L.D. Bell HS)
	JaMarcus Ingram	CB	6-0	170	Fr.	HS	Dallas, Texas (South Oak Cliff HS)
	Keith Tambe	DE	6-2	225	Fr.	HS	Cedar Park, Texas (Cedar Park HS)
	Tyler Thornock	LB	6-6	210	Fr.	HS	Missoula, Mont. (Big Sky HS)
	Heath Vincent	WR	6-1	180	Fr.	HS	Park City, Utah (Park City HS)

ALPHABETICAL

No.	Name	Pos.
45	Palange, Joe	TE
34	Parker, Chance	S
97	Pitcher, Jake	DE
87	Raymond, Dax	TE
88	Roberts, Braelon	WR
27	Rocquemore, Jontrell	FS
82	Rodriguez, Andrew	WR
56	Schuster, Gasetoto	NG
70	Seefeldt, Travis	NG
75	Shaw, Ty	OL
40	Simon, Dionte	RB
76	Simonich, Jake	OL
8	Smith, Cade	QB
69	Smith, Roderick	OL
59	Stephens, Austin	OC
42	Swenson, Zach	BS
	Tambe, Keith	DE
19	Tarver, Ron'quavion	WR
91	Taufa, Siua	DE
67	Taukeiaho, Brandon	OL
52	Taylor, Sean	OL
51	Te'i, Justus	LB
92	Templeton, Jake	DE
36	Thompson, Jake	PK
	Thornock, Tyler	LB
46	Tobeck, Mason	LB
19	Togia, Ian	DE
57	Uasike, Leki	LB
99	Uasike, Mohelika	NG
66	Uluave, KJ	OL
96	'Unga, Christopher	NG
17	Van Leeuwen, Zach	WR
	Vincent, Heath	WR
28	Wade, Aaron	BS
29	Walker, Jr., Morian	RB
63	Warren, Brock	PK
93	Wildman, Jacoby	DE
16	Williams, Anthony	LB
26	Williams, Kennedy	WR
11	Woodward, David	LB

COACHING STAFF

Head Coach: Matt Wells (Utah State, 1996), Fourth Season; **Assistant Head Coach (Running Backs/Tight Ends):** Mike Canales (Utah State, 1984), First Season; **Assistant Head Coach (Co-Defensive Coordinator/Defensive Line):** Frank Maile (Utah State, 2007), First Season; **Co-Offensive Coordinator (Wide Receivers):** Jovon Bouknight (Wyoming, 2006), Eighth Season; **Special Teams Coordinator:** Stacy Collins (Western Oregon, 1998), First Season; **Co-Defensive Coordinator (Safeties):** Kendrick Shaver (Missouri State, 2002), Sixth Season; **Co-Offensive Coordinator (Quarterbacks/Recruiting Coordinator):** Luke Wells (Oklahoma, 2002), Fourth Season; **Assistant Coach (Cornerbacks):** Julius Brown (Boise State, 2006), First Season; **Assistant Coach (Offensive Line):** Steve Farmer (Illinois State, 1999), First Season; **Assistant Coach (Linebackers):** David Kotulski (New Mexico State, 1974), First Season; **Assistant Athletics Director for Football Operations:** Waqa Damuni (Utah State, 1998), Fourth Season; **Director of Player Personnel:** Jared Russell (Arizona State, 2013), First Season; **Special Assistant to the Head Coach:** Dave Kragthorpe (Utah State, 1954), Fourth Season; **Offensive Graduate Assistant:** Brad Kragthorpe (LSU, 2015), First Season; **Offensive Graduate Assistant:** Nahfahu Tahii (Utah State, 2015), First Season; **Defensive Graduate Assistant:** Matt Ah You (BYU, 2010), First Season; **Defensive Graduate Assistant:** Manoa Latu (Portland State, 2011), Third Season; **Offensive Administrative Assistant:** Michael Cross (Illinois State, 2011), First Season; **Defensive/Special Teams Administrative Assistant:** Kaleo Teriipaia (Southern Utah, 2001), First Season; **Strength & Conditioning:** Dave Scholz (Wisconsin-Milwaukee, 2004), Fourth Season; **Video Coordinator:** Bill Garren (Idaho State, 2002), 12th Season; **Equipment Coordinator:** Mike Bair (Utah State, 1995), 21st Season.



Matt Wells
Head Coach
(Field)



Mike Canales
Asst. HC/RB/TE
(Field)



Frank Maile
Asst. HC/
Co-DC/DL
(Field)



Jovon Bouknight
Co-Off.
Coord./WR
(Field)



Stacy Collins
Special Teams
Coord.
(Field)



Kendrick Shaver
Co-Def. Co-
ord./Safeties
(Press Box)



Luke Wells
Co-Off. Co-
ord./QB/RC
(Press Box)



Julius Brown
Cornerbacks
(Field)



Steve Farmer
Offensive Line
(Field)




David Kotulski
Linebackers
(Press Box)




/// NEW FACILITIES AT UTAH STATE OVER THE LAST 10 YEARS ///

• Over the last 10 years, Utah State Athletics has focused on improving its infrastructure and now has some of the best facilities not only in the Mountain West, but in the Western United States, with the additions of the Jim & Carol Laub Athletics-Academics Complex, the ICON Sports Performance Center, the Wayne Estes Center and the West Stadium Center at Maverik Stadium.




WEST STADIUM CENTER AT MAVERIK STADIUM

Completed in August of 2016, the \$36 million, 85,000 square-foot West Stadium Center is a new four-story premium seating and press box structure inside Maverik Stadium. The structure includes a state-of-the-art media and game operations area, 20 luxury suites, 20 loge boxes, over 700 covered club seats and a premium club area that will also be used to host a student-athlete training table. Renovations to Maverik Stadium in 2016 also included new video boards on both the north and south ends of the stadium, and a new public address system.



WAYNE ESTES CENTER

Completed in May of 2014, the \$9.7 million, 32,000 square-foot Wayne Estes Center is a basketball practice facility and volleyball competition venue that contains two regulation-size basketball courts and a regulation-size volleyball competition court with chair-back seating for 1,400 fans, along with a training room and in-season strength and conditioning area. Office space for both men's and women's basketball and volleyball is also included in the facility, as well as a locker room and film room for volleyball. Ticketing and concession services are also available on Game Days. Located inside the foyer of the Wayne Estes Center is a visual tribute of the building's namesake.



ICON SPORTS PERFORMANCE CENTER

Completed in June of 2013, Utah State's \$6.5 million, 26,329 square-foot ICON Sports Performance Center features areas for weight training, cardiovascular workouts and speed and agility training, as well as offices for staff. Built on existing university property at the northwest corner of Maverik Stadium, the state-of-the-art multi-level facility alleviated overcrowding in the previous 5,800 square-foot strength and conditioning center and accommodates over 400 student-athletes from 16 sports programs.



JIM & CAROL LAUB ATHLETICS-ACADEMICS COMPLEX

Completed in September of 2008, Utah State's \$12 million, three-story, 69,000 square-foot, Jim and Carol Laub Athletics-Academics Complex is a state-of-the-art multi-purpose facility that meets all of the athletic and academic needs of Utah State's 16 sports and 400-plus student-athletes. Within the facility, is the 11,000 square-foot Dale Mildenerger Sports Medicine Complex and Dr. John Worley Sports Medicine Research Center, the Steve Mothersell Athletics Hall of Honor and the 7,000 square-foot J. Ken "Kenny" Seamons Equipment Room. Also located on the first floor are locker rooms for football. The second floor houses coaches' offices and meeting rooms for football, including a 120-seat auditorium, and the student-athlete academics center is located on the third floor, which includes numerous study hall and tutor areas, a computer lab and the Dr. Randall and Julianne Stockham Student-Athlete Academics Hall of Honor.

