

2011-12 BYU BASKETBALL GAME NOTES

No. 3 BYU (24-7, 12-4) vs. No. 6 San Diego/No. 7 Pepperdine

2012 Zappos.com WCC Championships

Las Vegas, Nev. • Orleans Arena (7,500) • 8 p.m. PST

TV: ESPNU

TV Talent: Dave Flemming (play-by-play) and Sean Farnham (analyst)

Live Video: ESPN3.com

Radio: KSL 102.7 FM / 1160 AM

BYU Radio - Sirius XM 143

Radio Talent: Greg Wrubell (play-by-play) and Mark Durrant (analyst)

Live Audio: KSL.com

Live Stats: BYUcougars.com



2011-12 SCHEDULE

All times local to site

OCTOBER

26	Wed	Cougar Tipoff (Exhibition)	74-71
29	Sat	Midwestern State (Ex-BYUtv) W	91-74

NOVEMBER

4	Fri	Dixie State (Ex-BYUtv) W	96-85
11	Fri	@ Utah State (KCSG) L	62-69
15	Tue	BYU-Hawaii (BYUtv) W	73-52
18	Fri	Longwood (BYUtv)* W	92-60
22	Tue	Prairie View A&M (BYUtv)* W	90-51
25	Fri	vs. Nevada (BYUtv)* W	76-55
26	Sat	vs. Wisconsin* L	56-73
30	Wed	vs. Northern Arizona (BYUtv) ^ W	87-52

Tim's Toyota Center

DECEMBER

3	Sat	vs. Oregon (ESPNU) W	79-65
EnergySolutions Arena			
7	Wed	Weber State (BYUtv) W	94-66
10	Sat	@ Utah (FSN) W	61-42
17	Sat	Baylor (BYUtv) L	83-86
20	Tue	Buffalo (BYUtv) W	93-78
22	Thu	UC Santa Barbara (BYUtv) W	89-75
27	Tue	Cal State San Marcos (BYUtv) W	79-51
29	Thu	@ Saint Mary's (ESPN2) L	82-98
31	Sat	San Diego (BYUtv) W	88-52

JANUARY

5	Thu	@ Loyola Marymount W	73-65
7	Sat	San Francisco (BYUtv) W	81-56
14	Sat	Santa Clara (ESPNU) W	95-78
16	Mon	@ San Diego (BYUtv) W	82-63
19	Thu	Loyola Marymount (BYUtv) L	68-82
21	Sat	@ Pepperdine (BYUtv) W	77-64
25	Wed	@ Virginia Tech (ESPN3) W	70-68
28	Sat	Saint Mary's (ESPNU) L	66-80

FEBRUARY

2	Thu	Gonzaga (ESPN2) W	83-73
4	Sat	@ Portland (BYUtv) W	79-60
11	Sat	Pepperdine (BYUtv) W	86-48
16	Thu	@ San Francisco (ESPNU) W	85-84
18	Sat	@ Santa Clara (ESPNU) W	82-67
23	Thu	@ Gonzaga (ESPN2) L	63-74
25	Sat	Portland (BYUtv) W	76-66

MARCH

2	Fri	San Diego/Pepperdine (ESPN)#	8 p.m.
3	Sat	WCC Semifinals (ESPN2)#	TBA
5	Mon	WCC Championship (ESPN)#	TBA

* Chicago Invitational Challenge

^ Lumberjack Classic

2012 Zappos.com WCC Championships

BYU ATHLETIC COMMUNICATIONS

30 Smith Fieldhouse • Provo, Utah 84602 • BYUcougars.com • (801) 422-8948

MBB Contact: Kyle Chilton • O: (801) 422-4909 • C: (801) 372-2080 • kyle_chilton@byu.edu

No. 3 BYU Cougars

2011-12 Record	24-7
WCC Record	12-4
Head Coach	Dave Rose
Alma Mater	Houston, 1983
Career Record	183-52 (7th)
Record at BYU	Same

No. 6 San Diego

2011-12 Record	12-17
WCC Record	7-9
Head Coach	Bill Grier
Alma Mater	Oregon, 1990
Career Record	67-92 (5th)
BYU vs. San Diego	4-0

No. 7 Pepperdine

2011-12 Record	10-18
WCC Record	4-12
Head Coach	Marty Wilson
Alma Mater	Pepperdine, 1989
Career Record	10-18 (1st)
BYU vs. Pepperdine	6-4

Up Next

WCC Championships Semifinals
No. 3/6/7 vs. No. 2 Gonzaga ...
March 3, 8 p.m. PST ...
TV ... ESPN2
Radio ... KSL Newsradio
Online Audio ... KSL.com

QUICK HITS

- At 24-7, BYU is looking to extend its program record of consecutive 25-win seasons to six. The Cougars have a total of 10 seasons with 25 wins in their history and Dave Rose has been the head coach of five of those teams.
- BYU is making its first appearance in the West Coast Conference Championships. As members of the Mountain West Conference, BYU accumulated a record of 15-11 in the MWC Tournament, won the title once and appeared in the title game five times.

PROJECTED STARTERS



#10 • Matt Carlino • G

6-2 • 175 • Fr.
Scottsdale, Ariz.
Bloomington South HS
Pts Reb Ast Stl
13.0 3.2 4.7 1.5

Has scored in double figures in 14 games ... has hit a 3-pointer in 16 of 21 games ... has posted 6-plus assists eight times ... had a career-best 30 points and 4 steals at San Francisco ... posted a double-double against Buffalo with 10 points, 11 assists ... had 21 points, 8 assists vs. SCU ... posted 18 points, 5 assists vs. Gonzaga



#20 • Anson Winder • G

6-3 • 195 • Fr.
Las Vegas, Nev.
Bishop Gorman HS
Pts Reb Ast Stl
4.5 1.6 1.8 1.1

Has started 13 games, including 6 at point guard and 7 at shooting guard ... has scored in double figures 5 times ... has hit 6 of 7 threes vs. Buffalo, tied for the second-best single-game percentage at BYU ... scored a career-best 20 points vs. the Bulls ... had 10 points, 5 assists and 3 steals vs. Gonzaga



#1 • Charles Abou • G

6-5 • 215 • Sr.
Abidjan, Cote d'Ivoire
Brewster Academy
Pts Reb Ast Stl
11.5 6.3 2.7 1.2

Has started all 31 games ... shooting .439 from the field, .371 from 3 ... has scored in double figures 18 times this season ... had a double-double w/19 points, 16 rebounds vs. Longwood ... posted a double-double w/23 points, 12 boards vs. Pepperdine ... totaled 14 points, 7 boards, 7 assists at USD ... has posted 4-plus assists 11 times and 2-plus steals 12 times



#34 • Noah Hartsock • F

6-8 • 230 • Sr.
Bartlesville, Okla.
Bartlesville HS
Pts Reb Ast Blk
16.8 5.3 1.6 1.6

Leads the team in scoring and blocked shots ... is shooting .566 from the field and .843 from the free throw line ... has scored in double figures 27 times ... has scored 20-plus points 11 times ... has shot .500 or better in all but five games and .600 or better in 11 games ... WCC Player of the Month for December



#0 • Brandon Davies • F

6-9 • 235 • Jr.
Provo, Utah
Provo HS
Pts Reb Ast Blk
14.9 7.6 2.1 1.3

In WCC play was first in scoring (18.0) and fourth in rebounding (8.1) ... has seven double-doubles ... averaging at least one of everything (pts, reb, ast, stl, blk) ... shooting .508 from the field and .708 from the free throw line ... has scored in double figures in 17 of 18 games ... two-time WCC Player of the Week (Jan. 2 and Feb. 6)

OFF THE BYU BENCH

2	Craig Cusick	G	6-2	185	Jr.	3.1	1.4	Orem, Utah (Utah)
5	Chris Collinsworth	F	6-9	235	So.	0.0	0.5	Provo, Utah (Provo HS)
12	Josh Sharp	F	6-7	185	Fr.	1.3	1.5	Highland, Utah (Utah)
13	Brock Zylstra	G	6-6	210	Jr.	8.4	4.2	La Verne, Calif. (Bonita HS)
14	Nick Martineau	G	6-0	170	Jr.	0.8	0.4	Fruit Heights, Utah (Davis HS)
21	Stephen Rogers	F	6-8	195	Jr.	6.8	1.8	Mesa, Ariz. (Mesa CC)
24	Damarcus Harrison	G	6-5	190	Fr.	3.1	0.9	Greenwood, S.C. (Christ School)
33	Nate Austin	F/C	6-10	215	Fr.	4.3	3.8	Alpine, Utah (Lone Peak HS)

Redshirts

3	Austin Nelson	G	6-0	160	Fr.	—	—	Henderson, Nev. (Coronado HS)
15	Jaren Sweeney	G/F	6-5	190	Fr.	—	—	Mesa, Ariz. (Mountain View HS)
42	Ian Harward	F/C	6-10	215	Fr.	—	—	Orem, Utah (Orem HS)

Totaled 3 points, 4 boards, 1 assist and 1 steal vs. Portland
Out with a knee injury
Played 1 minute vs. Portland
Scored 20 points, hit 4 threes and added a career-best 9 boards vs. Portland
Played 1 minute vs. Portland
Did not play vs. Portland
Played 1 minute vs. Portland
Against Portland made his first career start, totaled 2 points, 2 boards, 1 block

Coronado's all-time leader in scoring and assists
Earned first-team all-state honors and helped Mountain View to a state title
Prepped at Orem High School where he averaged 14.0 points as a senior



BYU SERIES VS. SAN DIEGO

Overall Series Record: BYU leads 4-0
 BYU Record in Provo: 2-0
 BYU Record at San Diego: 2-0
 BYU Record at Neutral Sites: 0-0
 BYU Record Under Dave Rose: 2-0

BYU SERIES VS. PEPPERDINE

Overall Series Record: BYU leads, 6-4
 BYU Record in Provo: 4-1
 BYU Record at Pepperdine: 2-3
 BYU Record at Neutral Sites: 0-0
 BYU Record under Dave Rose: 4-0

COMPARING THE STATS

Season Averages Overall	BYU	USD	Pepp
Points Scored/Game	79.0	66.7	59.5
Points Allowed/Game	66.2	70.8	65.5
FG Percentage	.468	.447	.396
FG Percentage Defense	.406	.451	.423
3FG Percentage	.344	.363	.316
3FG/Game	6.7	6.4	4.9
3FG Percentage Defense	.309	.365	.338
FT Percentage	.711	.657	.663
Rebounds/Game	39.0	31.0	36.5
Rebounds Allowed/Game	34.3	34.9	33.4
Assists/Game	17.3	13.4	12.5
Turnovers	13.1	13.7	13.4
Steals/Game	8.5	6.6	4.7
Blocks/Game	4.3	3.3	3.0

SAN DIEGO'S PROBABLE STARTERS

Name	Ht.	Pos.	Ppg	Rpg
Dennis Kramer	6-11	F	8.3	4.2
Simi Fajemisin	6-10	C	3.7	3.0
Christopher Anderson	5-7	G	8.9	2.9
Johnny Dee	6-0	G	13.3	1.7
Ken Rancifer	6-5	F	7.5	3.8

PEPPERDINE'S PROBABLE STARTERS

Name	Ht.	Pos.	Ppg	Rpg
Taylor Darby	6-8	F	12.2	6.0
Corbin Moore	6-10	C	10.2	8.5
Joshua Lowery	6-3	G	8.9	4.0
Jordan Baker	6-4	G	8.9	2.7
Caleb Willis	6-2	G	6.3	3.8

BY THE NUMBERS

6 The number of times a BYU freshman has scored 30 points in a game. Danny Ainge owns the freshman record with 36 points (at Idaho State, 12/3/77) and he also had a 33-point game (Arizona State, 1/21/78) his first season as a Cougar. Mark Bigelow scored 33 at Washington State (12/8/98), Mekeli Wesley scored 31 vs. Washington (12/9/97) and UTEP (2/28/98) and Matt Carlino joined the club with 30 points at San Francisco on Feb. 16, 2012.

6 The number of different players who have scored 20-plus points in a single game this season. Brandon Davies - eight times including a career-best 29 at Pepperdine; Charles Abouo - twice with a season-best 23 vs. Pepperdine; Noah Hartsock - 11 times with a career-high 28 vs. LMU; Brock Zylstra - four times with a career-best 26 vs. Buffalo; Anson Winder - 20 vs. Buffalo and Matt Carlino - three times with a career-high and team season-high 30 at San Francisco.

7 The number of double-doubles for Brandon Davies this season. His latest was a 23-point, 10-rebound effort at Gonzaga. The seven double-doubles also include BYU's first 20-20 game since 1975 when he posted 21 points and 22 rebounds vs. San Diego.

7 The number of 20-win seasons for BYU head coach Dave Rose, including this season. He is the only coach in BYU history to begin his career with seven-straight 20-win seasons and the only coach with a total of seven 20-win seasons. Rose also has five 25-win seasons, a program record.

53 The number of free throw attempts for BYU at Portland, a program record. The previous mark was 52 vs. Weber State in 1997. The Cougars hit 38 free throws at Portland, two off the record of 40 made against Weber State in 1997.

58.5 BYU's shooting percentage at Santa Clara (31 of 53), its best percentage of the season. The Cougars hit 59.1 percent in the first half and 58.1 percent in the second half. The team's previous best this season was 56.9 percent (33 of 58) against Santa Clara at home. BYU has shot 50.0 percent or better from the field 11 times this season.

61.4 The percentage of field goals BYU has assisted on this season (537 assists on 875 field goals). The Cougars set their season best ratio with assists on 93.1 percent of their field goals against San Francisco (27 assists on 29 field goals) — the third-best ratio in program history.

111 BYU's win total the last four seasons (25 in 2008-09, 30 in 2009-10, 32 in 2010-11, 24 this season). Charles Abouo has played in all 111 of those wins to place second in program history behind Jimmer Fredette (112). Noah Hartsock is also a member of the 100-win club with 105 wins played in along with Jackson Emery (106) and Jonathan Tavernari (103).

170 The number of career blocks for senior Noah Hartsock, third all-time in program history. Hartsock had a season-best four blocks vs. Wisconsin, vs. Oregon and at Utah. Greg Kite is first with 208 blocks, Shawn Bradley is second with 177 and Russell Larson is fourth with 166.

183 BYU head coach Dave Rose's win total. He is second all-time in career wins at BYU behind Stan Watts (371 victories from 1949-72), a member of the Basketball Hall of Fame. Rose is first all-time in winning percentage at .779.

BYU CONFERENCE TOURNAMENT HISTORY

WAC/MWC RESULTS

3/9/84	v. New Mexico (El Paso)	55-64 L
3/04/85	Air Force (Provo)	79-82 L
3/06/86	v. New Mexico	68-79 L
3/05/87	v. Air Force (Albuquerque)	82-79 (OT) W
3/06/87	at New Mexico	86-93 L
3/10/88	Hawaii (Provo)	76-74 W
3/11/88	UTEP	63-66 L
3/10/89	v. Hawaii (Salt Lake City)	69-72 L
3/8/90	v. Utah (El Paso)	61-62 (OT) L
3/7/91	v. CSU (Laramie)	69-56 W
3/8/91	v. Hawaii	73-71 (OT) W
3/9/91	v. Utah	51-49 (OT) W
3/12/92	v. Air Force (Fort Collins)	72-51 W
3/13/92	v. Utah	75-62 W
3/14/92	v. UTEP	73-71 W
3/11/93	v. Hawaii (Salt Lake City)	85-71 W
3/12/93	v. New Mexico	59-68 L
3/10/94	v. Utah (Salt Lake City)	96-65 W
3/11/94	v. Fresno State	87-72 W
3/12/94	v. Hawaii	66-73 L
3/9/95	v. CSU (Albuquerque)	73-75 L
3/7/96	v. CSU (Albuquerque)	84-100 L
3/3/98	v. Tulsa (Las Vegas)	56-59 L
3/2/99	v. TCU (Las Vegas)	90-74 W
3/4/99	v. Utah	62-81 L

3/9/00	v. New Mexico (Las Vegas)	55-43 W
3/10/00	v. Utah	58-54 W
3/11/00	at UNLV	56-79 L
3/8/01	v. Air Force (Las Vegas)	69-54 W
3/9/01	v. Wyoming	77-66 W
3/10/01	v. New Mexico	69-65 W
3/7/02	v. San Diego State (Las Vegas)	51-62 L
3/13/03	v. New Mexico (Las Vegas)	71-56 W
3/14/03	v. Colorado State (OT)	80-86 L
3/11/04	v. Wyoming (Denver)	79-74 W
3/12/04	v. Utah	51-54 L
3/10/05	v. New Mexico (Denver)	71-85 L
3/9/06	v. Utah (Denver)	70-74 L
3/8/07	v. TCU (in Las Vegas)	77-64 W
3/9/07	v. Wyoming	96-84 W
3/10/07	at UNLV	70-78 L
3/13/08	v. Colorado State (Las Vegas)	89-62 W
3/14/08	v. San Diego State	63-54 W
3/15/08	at UNLV	61-76 L
3/12/09	v. Air Force (Las Vegas)	80-69 W
3/13/09	v. San Diego State	62-64 L
3/11/10	v. TCU (Las Vegas)	95-85 W
3/12/10	at UNLV	66-70 L
3/10/11	vs. TCU (Las Vegas)	64-58 W
3/11/11	vs. New Mexico	87-76 W
3/12/11	vs. San Diego State	54-72 L

BYU CONFERENCE TOURNAMENT BREAKDOWN

Conference Tournament Record	27-24
First Round Record	16-11
Second Round Record	8-8
Championship Finals Record	3-5
WAC Tournament Record (1984-1999)	12-13
MWC Tournament Record (2000-2011)	15-11
Tournament Record (NEUTRAL)	26-17
Tournament Record (HOME)	1-2
Tournament Record (AWAY)	0-5

BYU PLAYERS NAMED ALL-TOURNAMENT (MWC)

2000	Terrell Lyday, Jr., Guard
2001	Mekeli Wesley, Sr. Forward -- MVP
	Terrell Lyday, Sr., Guard
2004	Rafael Araujo, Sr., Center
2007	Lee Cumnard, So., Guard
	Trent Plaisted, So., Forward/Center
	Keena Young, Sr., Forward
2008	Lee Cumnard, Jr., Guard
2009	Jimmer Fredette, So., Guard
2010	Jimmer Fredette, Jr., Guard
2011	Jimmer Fredette, Sr., Guard -- MVP



2011-12 BYU QUICK FACTS

UNIVERSITY INFO

Location: Provo, Utah 84602
 Elevation: 4,553 feet
 Enrollment: 32,955 (Daytime)
 Founded: October 15, 1875
 Owned: The Church of Jesus Christ of Latter-day Saints
 Nickname: Cougars
 Mascot: Cosmo
 Colors: Blue and White
 Arena (capacity): Marriott Center (22,700)
 Conference: West Coast Conference
 President: Cecil O. Samuelson (Utah, 1966)
 Athletic Director: Tom Holmoe (BYU, 1983)
 Athletic Website: byucougars.com
 Tickets: 422-BYU1 or 1-800-322-BYU1

BYU COACHING STAFF

Head Coach: Dave Rose
 Alma Mater (year): Houston (1983)
 Record at School (years): 183-52 (7th year)
 Career Division I Record (years): same
 Basketball Office Fax: (801) 422-5965
 Assistant Coaches (Alma Mater, year)
 Terry Nashif (BYU, 2005)
 Tim LaComb (Utah, 2006)
 Mark Pope (Kentucky, 1996)
 Dir. of Basketball Operations: Mike Hall (BYU, 2005)

2010-11 REVIEW

2010-11 Overall Record: 32-5
 Conference Record/Finish: 14-2 (T-1st MWC)
 2011 Postseason: (2-1) Lost, NCAA Regional Semifinals (New Orleans) vs. Florida, 74-83 (OT)
 2011 Final National Ranking: 10/13

2011-12 PREVIEW

Lettermen Returning/Lost: 7/5
 Newcomers: 7
 Returning Redshirt Freshmen: 2
 Starters Returning/Lost: 3/3
 Returning Scoring: 38.6% (1162 of 3,012 pts)
 Returning Rebounding: 60.0% (856 of 1,425 reb)
 Returning Assists: 33.3% (179 of 538 ast)
 Returning Blocks: 82.0% (123 of 150)
 Returning Minutes: 45.2% (3,379 of 7,474)

BYU HISTORY

First Year of Basketball: 1903
 Overall All-Time Record: 1664-1012 (.622)
 Winning Seasons: 84 (last 2011)
 Regular Season Conf. Championships: 29 (last 2011)
 Postseason Appearances (record): 36 (26-37)
 Total NCAA Appearances (record): 26 (14-29)
 Last NCAA Appearance: 2011
 Second Round: W vs. Wofford, 74-66
 Third Round: W vs. Gonzaga, 89-67
 Sweet 16: L vs. Florida, 74-83 (OT)
 Total NIT Appearances (Record): 10 (12-8)
 Last NIT Appearance: 2006
 Result: (0-1) lost at Houston, 77-67

1,000 AND COUNTING

On Jan. 21, 2012, Noah Hartssock scored 20 points at Pepperdine and became the 43rd BYU player to score 1,000 career points. His current rank of 34 matches his jersey number.

- 30. Doug Howard (1967-70) 1,143
- 31. Travis Hansen (2000-03) 1,137
- 32. Steve Schreiner (1988-91) 1,128
- 33. Mel Hutchins (1947-51) 1,123
- 34. Noah Hartssock (2008-present) 1,122**

OLD RELIABLE

Since the seventh game of his sophomore season (2009-10), Noah Hartssock has started 96 of 97 games, including all 30 this season. The only game he did not start during that stretch was the first game of last season when he scored 21 points against Fresno State, a career high at the time. Along the way, Hartssock has climbed the rankings into BYU's top-three shot blockers and recently became the 43rd member of BYU's 1,000-point club and the fifth Cougar to play in 100 victories. He has also scored in double figures in 27 of 30 games this season.

NO, I WON'T GET OUT OF YOUR WAY

Junior forward Brandon Davies has made a habit of making the opposition pay when they drive to the basket. On the season he has taken 30 charges, including a season-best four at Utah State. He took three charges against BYU-Hawaii, at Saint Mary's and vs. Loyola Marymount and two charges three times. Nate Austin has taken his fair share of charges as well with a total of 26. He took three charges against Longwood, Buffalo and Saint Mary's and two four times.

ALL-TIME BLOCKS LEADERS

Noah Hartssock has established himself as one of the best shot blockers in BYU history. He is currently fourth all-time in program history.

Blocks	Seasons	GP	Blocks	Blocks/G
1. Greg Kite	1979-83	112	208	1.9
2. Shawn Bradley	1990-91	34	177	5.2
3. <i>Noah Hartssock</i>	<i>2008-present</i>	<i>130</i>	<i>170</i>	<i>1.3</i>
4. Russell Larson	1991-95	129	166	1.3

THE OTHER SHOT BLOCKER

Brandon Davies has emerged as a shot blocker this season, with 41 blocks in 31 games for an average of 1.3 per game. He has registered a block in 22 of the last 24 games.

NEW HOME

The 2011-12 season is BYU's first as a member of the West Coast Conference. The Cougars have played each member of the league at least twice all time. See below for BYU's all-time record vs. its new conference and its record under Dave Rose vs. those teams.

Opponent	All-time	Rose vs.	In 11-12
Gonzaga	2-2	2-1	1-1
LMU	2-3	2-2	1-1
Pepperdine	6-4	4-0	2-0
Portland	7-0	5-0	2-0
St. Mary's	8-4	1-2	0-2
San Diego	4-0	2-0	2-0
USF	7-5	3-0	2-0
Santa Clara	17-5	2-0	2-0
<i>Total</i>	<i>53-23</i>	<i>21-5</i>	<i>12-4</i>

WINNINGEST ACTIVE COACHES

Dave Rose is third in career winning percentage among active coaches. See below.

Coach	Yrs.	W	L	Pct.
1. Roy Williams	24	668	167	.800
2. Mark Few	13	340	88	.794
3. <i>Dave Rose</i>	<i>7</i>	<i>183</i>	<i>52</i>	<i>.779</i>
4. John Calipari	20	533	152	.778
5. Thad Matta	12	315	94	.770
6. Mike Krzyzewski	37	925	288	.763
7. Bo Ryan	28	646	202	.762
8. Jamie Dixon	9	231	74	.757
9. Bill Self	19	469	156	.750
10. Jim Boenheim	36	885	302	.746



BYU BASKETBALL ON KSL NEWSRADIO/BYU RADIO

(102.7 FM and 1160 AM; SiriusXM 143)

The “Voice of the Cougars” is KSL Newsradio’s Greg Wrubell, in his 16th season as the play-by-play broadcaster for BYU Basketball. Joining Wrubell on the broadcasts is former Cougar letterman Mark Durrant, in his 15th year as game analyst. All game broadcasts start one hour prior to tipoff with “Cougars Pregame Live.”

Other Ways to Listen

Fans can listen to the radio broadcasts via ksl.com and byuradio.org, and via the KSL and KSLGameCenter apps for iPhone and Android. Those in the Marriott Center can listen to home game broadcasts by tuning their portable radios to KSL’s delay-free and static-free in-arena translator at 1100 AM.

Network Affiliates

- KMGR 95.9 FM - Manti, Utah
- KDXU 890 AM - St. George, Utah
- KSUB 590 AM – Cedar City, UT
- KTHK 105.5 FM - Blackfoot, Idaho Falls, Pocatello, Idaho

“BYU BASKETBALL WITH HEAD COACH DAVE ROSE” ON KSL NEWSRADIO/BYU RADIO

Dave Rose’s weekly radio show is broadcast live from Legends Grille on the BYU campus, Tuesdays from 7 to 8 p.m. MST. The show will feature appearances by BYU players and coaches, and a question-and-answer segment with Coach Rose.

“BYU BASKETBALL WITH HEAD COACH DAVE ROSE” ON KSL 5 TV

Dave Rose’s weekly television show airs Sunday evenings at 11 p.m. MST. The show will include weekly features on BYU players and coaches, and an “X’s and O’s” segment with Coach Rose.

#winning

BYU has achieved a high level of success under Dave Rose. See some of the accomplishments below.

- 7-consecutive 20-win seasons
- 5-consecutive 25-win seasons
- 2-consecutive 30-win seasons
- 114 wins from 2007 to 2011 — most wins in a four-year stretch in program history
- From the 2008-09 season to now, BYU has won 111 games and Charles Abouo has played in every victory and every game during that stretch
- Noah Hartscock has played in 105 of the 111 victories from 2008-09 to now (he missed six games in 2008-09 due to an ankle sprain and BYU was 5-1 in those games; he missed one game this season - a home win against Portland)
- Abouo (111) and Noah Hartscock (105) have joined Jimmer Fredette (112), Jackson Emery (106) and Jonathan Tavernari (103) as the only Cougars in program history to have played in 100 victories
- BYU advanced to the Sweet 16 in 2011 for the first time since 1981
- Under Rose, BYU has won four conference titles, finished second twice and third once
- BYU has won 12-plus conference games for seven-straight years, the longest streak in program history
- Rose is the only BYU coach to win 20-plus games in each of his first seven seasons
- BYU basketball has 10 25-win seasons in its 110-year history and Rose has been the head coach of five of those teams

RECORDS SET IN 2011-12

CAREER RECORDS

Consecutive Games Played	
1. Charles Abouo (2008-2012)	137
2. Lee Cummmard (2005-09)	131
3. Mark Durrant (1989-90, 92-95)	128
Games Played	
1. Jimmer Fredette (2007-11)	139
2. Charles Abouo (2008-12)	137
3. Jackson Emery (2005-06, 08-11)	133
4. Jonathan Tavernari (2006-10)	132
5. Lee Cummmard (2005-09)	131
5. Chris Miles (2004-05, 07-10)	131
7. Noah Hartscock (2008-12)	130
Consecutive starts	
8. Mekeli Wesley (1997-2001)	71
9. Chris Miles (2004-05, 07-10)	66
9. Noah Hartscock (2008-12)	66
Blocks	
1. Greg Kite (1979-83)	208
2. Shawn Bradley (1990-91)	177
3. Noah Hartscock (2008-12)	170
Blocks Per Game	
1. Shawn Bradley (1990-91)	5.2
2. Greg Kite (1979-83)	1.9
3. Noah Hartscock (2008-12)	1.308
4. Russell Larson (1991-95)	1.287

SEASON RECORDS

Blocks	
1. Shawn Bradley (1990-91)	177
2. Greg Kite (1982-83)	81
3. Greg Kite (1980-81)	71
4. Noah Hartscock (2010-11)	61
5. Alan Taylor (1979-80)	52
6. Noah Hartscock (2011-12)	48
7. Noah Hartscock (2009-10)	46
7. Trent Plaisted (2006-07)	46
SINGLE GAME	
Points by a Freshman	
1. Danny Ainge 12/3/77, at Idaho State	36
2. Danny Ainge 1/21/78, ASU	33
2. Mark Bigelow 12/8/98, at WSU	33
4. Mekeli Wesley 12/9/97, Washington	31
4. Mekeli Wesley 2/28/98, UTEP	31
6. Matt Carlino 2/16/12, at USF	30
3-Point FG Percentage	
1. Nathan Call 3/2/91, Utah	1.000 (6/6)
1. Brock Zylstra 1/7/12, USF	1.000 (6/6)
3. Jonathan Tavernari 2/11/09, CSU	1.000 (5/5)
3. Danny Bower 1/15/98, Wyoming	1.000 (5/5)
5. Jonathan Tavernari 1/10/07, TCU	.857 (6/7)
5. Anson Winder 12/20/11, Buffalo	.857 (6/7)

Consecutive 3-Point FG Made

1. Nathan Call 3/2/91, Utah	6 (6/6)
1. Jonathan Tavernari 1/10/07	6 (6/7)
1. Brock Zylstra 1/7/12, USF	6 (6/6)

Free Throw Percentage

9. Noah Hartscock* 2/4/12, at Portland	1.000 (12/12)
*Tied with eight others for the ninth most free throw attempts without a miss	

Free Throws Made

6. Brandon Davies* 1/21/12, at Pepperdine	15 (15/18)
*Tied with six others for the sixth most free throws made in a single game	

Free Throw Attempts

6. Brandon Davies* 1/21/12, at Pepperdine	18 (15/18)
*Tied with three others for the sixth most free throw attempts in a single game	

Rebounds

10. Brandon Davies* 12/31/11, San Diego	22
*Tied with four others for the 10th most rebounds in a single game	

Steals

1. Mark Bigelow 11/28/98, Arizona	9
2. Brandon Davies 2/4/12, at Portland	8

SINGLE GAME TEAM RECORDS

3-Pointers Made	
15	vs. UNLV, 2007
15	at Air Force, 2011
15	Longwood, 2011
Free Throws Attempted	
53	at Portland, 2012
52	Weber State, 1997
Free Throws Made	
40	Weber State, 1997
39	Utah State, 1968
38	at Portland, 2012
Steals	
18	at Portland, 2012
17	Three times



BYU'S 2011-12 RECORD WHEN

At home	13-3
On the road	8-3
On a neutral floor	3-1
On Television	23-7
On BYUtv	17-2
On ESPN2	1-2
On ESPNU	4-1
On FSN	1-0
On KCSG	0-1
On Big Ten Network	0-1
On Monday	1-0
On Tuesday	4-0
On Wednesday	3-0
On Thursday	4-2
On Friday	2-1
On Saturday	10-3
Coming off a win	17-6
Coming off a loss	7-0
Had two or more days between last game	16-4
Had only one day between last game	8-1
Playing the next day after a game	0-1
BYU scores 100 or more points	0-0
BYU scores between 90-99 points	5-0
BYU scores between 80-89 points	9-2
BYU scores between 70-79 points	9-0
BYU scores between 60-69 points	1-4
BYU scores below 60 points	0-1
Opponent scores 90 or more points	0-1
Opponent scores between 80-89 points	1-3
Opponent scores between 70-79 points	4-2
Opponent scores between 60-69 points	10-1
Opponent scores between 50-59 points	7-0
Opponent scores below 50 points	2-0
BYU leads at half	23-1
Opponent leads at half	0-6
Score tied at half	1-0
BYU leads with 5 minutes left	23-0
Opponent leads with 5 min. left	0-7
Score tied with 5 minutes left	1-0
BYU leads with 1 minute left	24-0
Opponent leads with 1 min. left	0-7
Score tied with 1 minute left	0-0
Game goes into overtime	0-0
BYU shoots 50 % or better	11-0
Opponent shoots 50 % or better	0-4
BYU outshoots opponent	21-1
Opponent outshoots BYU	3-6
Teams shoot equal from the field	0-0
BYU outrebounds opponent	18-2
Opponent outrebounds BYU	4-5
BYU and opponent tie in rebounds	2-0
vs. top-25 ranked opponent	1-3
vs. 2011 regular-season conference champions	1-4
vs. 2011 postseason teams	11-5

# PLAYERS IN DOUBLE FIGURES	11-12	CONF
One Player	0-1	0-0
Two Players	3-0	1-0
Three Players	8-5	4-4
Four Players	10-1	6-0
Five Players	2-0	1-0
Six Players	1-0	0-0

LATE FREE THROWS	5:00-2:00	2:00-0:00/OT
Charles Abouo	10-14 (.714)	8-8 (1.000)
Noah Hartsock	11-12 (.917)	4-4 (1.00)
Brandon Davies	11-17 (.647)	5-7 (.714)
Nick Martineau	—	1-2 (.500)
Josh Sharp	2-4 (.500)	7-10 (.700)
Nate Austin	2-5 (.400)	5-8 (.625)
Damarcus Harrison	—	1-2 (.500)
Anson Winder	2-3 (.667)	7-9 (.778)
Craig Cusick	—	13-15 (.867)
Matt Carlino	4-8 (.500)	8-12 (.667)
Brock Zylstra	1-2 (.500)	4-7 (.571)
Team	43-65 (.662)	63-84 (.750)

DUNKS	11-12	CAREER
Charles Abouo	3	16
Brandon Davies	28	52
Chris Collinsworth	0	4
Noah Hartsock	5	9
Brock Zylstra	1	2
Stephen Rogers	1	2
Josh Sharp	1	1
Anson Winder	1	1
Nate Austin	4	4
Damarcus Harrison	3	3
BYU	47	
Opponents	32	

BYU STARTING LINEUPS

OPPONENT	(1)	(2)	(3)	(4)	(5)
at Utah State	Zylstra	Rogers	Abouo	Hartsock	Davies
BYU-Hawaii	Zylstra	Rogers	Abouo	Hartsock	Davies
Longwood	Cusick	Zylstra	Abouo	Hartsock	Davies
Prairie View A&M	Cusick	Zylstra	Abouo	Hartsock	Davies
vs. Nevada	Winder	Zylstra	Abouo	Hartsock	Davies
vs. Wisconsin	Winder	Zylstra	Abouo	Hartsock	Davies
vs. Northern Arizona	Winder	Zylstra	Abouo	Hartsock	Davies
vs. Oregon	Winder	Zylstra	Abouo	Hartsock	Davies
Weber State	Winder	Zylstra	Abouo	Hartsock	Davies
at Utah	Winder	Zylstra	Abouo	Hartsock	Davies
Baylor	Cusick	Zylstra	Abouo	Hartsock	Davies
Buffalo	Carlino	Zylstra	Abouo	Hartsock	Davies
UC Santa Barbara	Carlino	Zylstra	Abouo	Hartsock	Davies
Cal State San Marcos	Carlino	Zylstra	Abouo	Hartsock	Davies
at Saint Mary's	Carlino	Zylstra	Abouo	Hartsock	Davies
San Diego	Carlino	Zylstra	Abouo	Hartsock	Davies
at Loyola Marymount	Carlino	Zylstra	Abouo	Hartsock	Davies
San Francisco	Carlino	Zylstra	Abouo	Hartsock	Davies
Santa Clara	Carlino	Zylstra	Abouo	Hartsock	Davies
at San Diego	Carlino	Zylstra	Abouo	Hartsock	Davies
Loyola Marymount	Carlino	Zylstra	Abouo	Hartsock	Davies
at Pepperdine	Carlino	Zylstra	Abouo	Hartsock	Davies
at Virginia Tech	Carlino	Zylstra	Abouo	Hartsock	Davies
Saint Mary's	Carlino	Zylstra	Abouo	Hartsock	Davies
Gonzaga	Carlino	Winder	Abouo	Hartsock	Davies
at Portland	Carlino	Winder	Abouo	Hartsock	Davies
Pepperdine	Carlino	Winder	Abouo	Hartsock	Davies
at San Francisco	Carlino	Winder	Abouo	Hartsock	Davies
at Santa Clara	Carlino	Winder	Abouo	Hartsock	Davies
Gonzaga	Carlino	Winder	Abouo	Hartsock	Davies
Portland	Carlino	Winder	Abouo	Hartsock	Davies
San Diego/Pepperdine				Austin	Davies

WON-LOSS RECORDS/STARTING LINEUPS

RECORD	(1)	(2)	(3)	(4)	(5)
1-0	Carlino	Winder	Abouo	Austin	Davies
5-1	Carlino	Winder	Abouo	Hartsock	Davies
1-1	Zylstra	Rogers	Abouo	Hartsock	Davies
2-1	Cusick	Zylstra	Abouo	Hartsock	Davies
5-1	Winder	Zylstra	Abouo	Hartsock	Davies
10-3	Carlino	Zylstra	Abouo	Hartsock	Davies

FREE THROW STREAKS

Hartsock	19	2/2/12 - 2/11/12	Hartsock	8	11/11/11 - 11/18/11
Abouo	14	12/31/11 - 1/19/12	Hartsock	8	12/3/11 - 12/7/11
Davies	11	11/22/11 - 12/10/11	Abouo	8	11/22/11 - 12/7/11
Hartsock	10	11/25/11 - 12/3/11	Hartsock	8	12/22/11 - 12/27/11
Hartsock	10	12/7/11 - 12/20/11	Winder	8	12/22/11 - 1/25/12
Hartsock	9	1/14/12 - 1/19/12	Davies	7	11/11/11 - 11/15/11
Hartsock	9	1/19/12 - 1/25/12	Davies	7	12/10/11 - 12/17/11
Hartsock	9	1/25/12 - 2/2/12	Davies	7	1/21/12
Abouo	9	12/22/11 - 12/27/11	Davies	7	2/11/12
Davies	8	1/25/12	Carlino	7	2/2/12 - 2/4/12

MARGIN OF VICTORY

MARGIN	WINS	LOSSES
1 point	1	
2 points	1	
3 points		1
4 points		
5 points		
6 points		
7 points		1
8 points	1	
9 points		
10 points	2	
11 points		1
12 points		
13 points	1	
14 points	2	2
15 points	2	
16-19 points	4 (19, 17, 19, 19)	2 (17, 16)
20-24 points	2 (21, 21)	
25-29 points	3 (28, 28, 25)	
30-plus points	5 (32, 35, 36, 39, 38)	

STREAKS

STREAK	11-12	OVERALL
Current won/loss streak	1 win	same
At home	3 wins	same
On the road	1 loss	same
On a neutral floor	2 wins	same
At home vs. Nonconference	3 wins	same
At home vs. WCC	3 wins	same
On the road vs. Nonconference	2 wins	same
On the road vs. WCC	1 loss	same
On a neutral floor vs. Nonconference	2 wins	same
On a neutral floor vs. WCC	—	—
at regular-season tournament	1 loss	same
at WCC Tournament	—	—
at NCAA Tournament	—	1 loss
at NIT	—	2 losses
Games With a Three-Point Make	31	506

GAMES PLAYED

	2011-12	CAREER
Charles Abouo	31 (24-7)	137 (111-26)
Noah Hartsock	30 (23-7)	130 (105-25)
Brandon Davies	31 (24-7)	95 (81-14)
Brock Zylstra	30 (23-7)	79 (65-14)
Nick Martineau	17 (16-1)	63 (57-6)
Stephen Rogers	16 (12-4)	52 (43-9)
Chris Collinsworth	2 (1-1)	46 (36-10)
Craig Cusick	31 (24-7)	same
Josh Sharp	25 (19-6)	same
Damarcus Harrison	27 (20-7)	same
Nate Austin	31 (24-7)	same
Anson Winder	30 (24-6)	same
Matt Carlino	21 (16-5)	same

GAMES STARTED

	2011-12	CAREER
Noah Hartsock	30 (23-7)	96 (79-17)
Brandon Davies	31 (24-7)	58 (48-10)
Charles Abouo	31 (24-7)	57 (47-10)
Brock Zylstra	24 (18-6)	same
Matt Carlino	20 (16-4)	same
Anson Winder	13 (11-2)	same
Craig Cusick	3 (2-1)	same
Stephen Rogers	2 (1-1)	same
Nate Austin	1 (1-0)	same



2011-12 SCORING BY HALF (BYU-OPPONENT)

	1ST HALF	(MARGIN)	FG %	2ND HALF	(MARGIN)	FG %	OT	(MARGIN)	FG %	FINAL	(MARGIN)	FG %
at Utah State	28-30	-2	50.0-47.6	34-39	-5	44.0-44.4	—	—	—	62-69	-7	46.8-45.8
BYU-Hawaii	40-17	+23	50.0-19.4	33-35	-2	47.8-40.5	—	—	—	73-52	+21	49.1-30.9
Longwood	35-29	+6	44.0-39.3	57-31	+26	63.6-42.9	—	—	—	92-60	+32	55.2-41.1
Prairie View A&M	34-25	+9	43.5-32.3	56-26	+30	67.9-26.3	—	—	—	90-51	+39	56.9-29.0
vs. Nevada	34-27	+7	46.7-34.5	42-28	+14	63.0-40.7	—	—	—	76-55	+21	54.4-37.5
vs. Wisconsin	32-34	-2	50.0-42.9	24-39	-15	36.0-60.0	—	—	—	56-73	-17	43.1-50.9
vs. Northern Arizona	44-21	+23	48.5-33.3	43-31	+12	54.5-41.4	—	—	—	87-52	+35	51.5-37.7
vs. Oregon	38-31	+7	37.8-41.7	41-34	+7	41.2-36.4	—	—	—	79-65	+14	39.4-38.6
Weber State	47-34	+13	40.9-32.4	47-32	+15	63.6-34.5	—	—	—	94-66	+28	50.6-33.3
at Utah	25-17	+8	26.9-18.2	36-25	+11	52.2-33.3	—	—	—	61-42	+19	38.8-26.9
Baylor	42-38	+4	45.7-46.4	41-48	-7	48.5-54.3	—	—	—	83-86	-3	47.1-50.8
Buffalo	47-39	+8	51.4-53.8	46-39	+7	55.2-52.8	—	—	—	93-78	+15	53.1-52.8
UC Santa Barbara	38-32	+6	48.6-50.0	51-43	+8	47.8-50.0	—	—	—	89-75	+14	48.3-50.0
Cal State San Marcos	32-23	+9	44.8-34.5	47-28	+19	54.5-38.5	—	—	—	79-51	+28	50.0-36.4
at Saint Mary's	43-53	-10	54.3-57.1	39-45	-6	42.4-53.6	—	—	—	82-98	-16	48.5-55.4
San Diego	34-24	+10	38.7-22.2	54-28	+26	60.7-23.5	—	—	—	88-52	+36	49.2-23.0
at Loyola Marymount	34-34	0	35.1-37.5	39-31	+8	53.8-31.4	—	—	—	73-65	+8	42.9-34.3
San Francisco	42-20	+22	61.5-25.8	39-36	+3	46.4-40.7	—	—	—	81-56	+25	53.7-32.8
Santa Clara	45-42	+3	53.6-51.7	50-36	+14	60.0-41.4	—	—	—	95-78	+17	56.9-46.6
at San Diego	37-29	+8	41.2-40.0	45-34	+11	50.0-41.2	—	—	—	82-63	+19	45.2-40.7
Loyola Marymount	28-34	-6	35.5-41.9	40-48	-8	41.4-45.5	—	—	—	68-82	-14	38.3-43.4
at Pepperdine	42-29	+13	50.0-35.5	35-35	0	42.1-50.0	—	—	—	77-64	+13	46.9-42.6
at Virginia Tech	29-25	+4	30.0-25.8	41-43	-2	36.1-64.0	—	—	—	70-68	+2	33.3-42.9
Saint Mary's	28-40	-12	37.0-53.6	38-40	-2	44.1-60.0	—	—	—	66-80	-14	41.0-55.8
Gonzaga	38-24	+14	44.4-26.9	45-49	-4	54.5-51.4	—	—	—	83-73	+10	49.3-41.0
at Portland	32-27	+5	38.5-45.8	47-33	+14	32.1-44.0	—	—	—	79-60	+19	35.2-44.9
Pepperdine	46-25	+21	43.8-29.4	40-23	+17	39.4-37.9	—	—	—	86-48	+38	41.5-33.3
at San Francisco	49-44	+5	57.1-56.7	36-40	-4	50.0-40.0	—	—	—	85-84	+1	53.7-47.1
at Santa Clara	34-31	+3	59.1-46.2	48-36	+12	58.1-36.7	—	—	—	82-67	+15	58.5-41.1
at Gonzaga	27-37	-10	25.0-35.7	36-37	-1	38.2-46.2	—	—	—	63-74	-11	30.8-39.0
Portland	42-29	+13	46.9-39.4	34-37	-3	50.0-48.3	—	—	—	76-66	+10	48.1-43.5
San Diego/Pepperdine												
SEASON TOTALS	37.0-30.5	+6.5	44.1-38.4	42.1-35.8	+6.3	49.7-42.8	—	—	—	79.0-66.2	+12.8	46.8-40.6

2011-12 OFFENSIVE TRENDS (BYU-OPPONENT)

	PTS/PAINT	(MARGIN)	PTS OFF T.O.	(MARGIN)	2ND CHANCE PTS	(MARGIN)	FASTBREAK PTS	(MARGIN)	BENCH PTS	(MARGIN)	BIG RUN	BIG LEAD
at Utah State	22-20	+2	15-21	-6	7-9	-2	0-0	0	6-11	-5	5-0/11-0	4/11
BYU-Hawaii	30-22	+8	15-4	+11	11-8	+3	6-0	+6	18-13	+5	13-0/5-0	26/--
Longwood	26-12	+14	16-4	+12	25-3	+22	4-2	+2	44-16	+28	9-0/7-0	32/6
Prairie View A&M	30-24	+6	14-7	+7	12-10	+2	10-4	+6	41-19	+22	18-0/4-0	41/3
vs. Nevada	40-28	+12	22-10	+12	13-7	+6	16-2	+14	6-5	+1	16-0/9-0	24/2
vs. Wisconsin	30-24	+6	11-20	-9	12-9	+3	11-2	+9	19-23	-4	7-0/11-0	4/22
vs. Northern Arizona	28-26	+2	28-10	+18	10-2	+8	10-6	+4	27-24	+3	15-0/5-0	37/4
vs. Oregon	27-22	+5	17-9	+9	19-8	+11	6-0	+6	25-16	+9	13-0/8-0	21/8
Weber State	42-22	+20	14-9	+6	15-11	+4	10-2	+8	34-20	+14	8-0/10-0	34/3
at Utah	12-20	-8	8-2	+6	12-6	+6	2-0	+2	21-9	+12	10-0/5-0	22/4
Baylor	41-24	+17	20-26	-6	24-12	+12	11-2	+9	27-19	+8	11-0/6-0	13/9
Buffalo	28-34	-6	20-21	-1	17-9	+8	14-0	+14	31-15	+16	8-0/9-0	21/11
UC Santa Barbara	34-37	-3	18-19	-1	4-9	-5	8-3	+5	4-9	-5	9-0/7-0	15/5
Cal State San Marcos	46-24	+22	28-9	+19	12-6	+6	14-6	+8	20-17	+3	10-0/7-0	28/--
at Saint Mary's	33-32	+1	18-22	-4	18-13	+5	11-8	+3	15-13	+2	7-0/13-0	3/22
San Diego	32-14	+18	16-7	+9	9-10	-1	13-0	+13	21-29	-8	13-0/5-0	36/2
at Loyola Marymount	20-24	-4	16-20	-4	12-13	-1	0-4	-4	21-14	+7	8-0/12-0	13/8
San Francisco	21-24	-3	15-21	-6	9-2	+7	7-4	+3	19-24	-5	14-0/6-0	31/--
Santa Clara	50-30	+20	17-14	+3	9-6	+3	16-0	+16	10-9	+1	7-0/6-0	17/2
at San Diego	2-8	-6	16-15	+1	18-12	+6	0-0	0	18-17	+1	9-0/7-0	22/7
Loyola Marymount	28-18	+10	17-13	+4	7-10	-3	4-4	0	4-12	-8	6-0/11-0	4/14
at Pepperdine	30-30	0	10-8	+2	7-5	+2	7-6	+1	8-10	-2	12-0/6-0	15/9
at Virginia Tech	20-26	-6	23-6	+17	11-6	+5	6-7	-1	12-25	-13	11-0/9-0	12/6
Saint Mary's	34-32	+2	18-17	+1	14-12	+2	2-4	-2	15-22	-7	7-0/10-0	2/23
Gonzaga	44-36	+8	22-11	+11	6-8	-2	10-4	+6	12-37	-25	8-0/8-0	19/3
at Portland	24-22	+2	25-9	+16	8-9	-1	2-2	0	29-18	+11	11-0/5-0	19/4
Pepperdine	16-26	-10	23-8	+15	11-5	+6	6-4	+2	21-20	+1	10-0/9-0	46/--
at San Francisco	38-42	-4	12-14	-2	10-12	-2	0-0	0	10-10	0	7-0/7-0	11/1
at Santa Clara	44-16	+28	20-13	+7	7-10	-3	14-0	+14	18-24	-6	9-0/7-0	19/3
at Gonzaga	26-18	+8	15-13	+2	15-12	+3	0-2	-2	7-12	-5	7-0/8-0	3/17
Portland	38-26	+12	20-13	+7	6-10	-4	10-0	+10	23-23	0	8-0/6-0	17/--
San Diego/Pepperdine												
SEASON TOTALS	936-763	+173	549-395	+154	370-264	+106	230-78	+152	586-535	+51		
TIMES LED, RECORD (W/L/T)	14-7/9-0/1-0		19-3/5-4/0-0		16-5/8-2/0-0		19-3/3-2/2-2		15-2/7-5/2-0			





2011-12 WCC STANDINGS (AS OF 2/27/12)

	WCC	Pct	Overall
Saint Mary's	14-2	.875	25-5
Gonzaga	13-3	.812	24-5
BYU	12-4	.750	24-7
Loyola Marymount	11-5	.688	19-11
San Francisco	8-8	.500	18-12
San Diego	7-9	.438	12-17
Pepperdine	4-12	.250	10-18
Portland	3-13	.188	6-23
Santa Clara	0-16	.000	8-21

2011-12 WCC PLAYERS OF THE WEEK

Nov. 14	Ashley Hamilton, Loyola Marymount
Nov. 21	Kevin Pangos, Gonzaga
Nov. 28	Evan Roquemore, Santa Clara
Dec. 5	Noah Hartsock, BYU
Dec. 12	Angelo Caloiaro, San Francisco
Dec. 19	Elias Harris, Gonzaga
Dec. 26	Kevin Pangos, Gonzaga
Jan. 2	Brandon Davies, BYU
Jan. 9	Rob Jones, Saint Mary's
Jan. 16	Matthew Dellavedova, Saint Mary's
Jan. 23	Anthony Ireland, Loyola Marymount
Jan. 30	Perris Blackwell, San Francisco
Feb. 6	Brandon Davies, BYU
Feb. 13	Kevin Pangos, Gonzaga
Feb. 20	Anthony Ireland, Loyola Marymount
Feb. 27	Elias Harris, Gonzaga

2011-12 WCC PLAYER OF THE YEAR

Matthew Dellavedova, Jr., G, Saint Mary's

2011-12 WCC DEFENSIVE PLAYER OF THE YEAR

Rob Sacre, Sr., C, Gonzaga

2011-12 WCC NEWCOMER OF THE YEAR

Kevin Pangos, Fr., G, Gonzaga

2011-12 WCC COACH OF THE YEAR

Max Good, Loyola Marymount

2011-12 ALL-WCC TEAM

Player	School	Yr.	Pos.
Angelo Caloiaro	San Francisco	Sr.	F
Brandon Davies	BYU	Jr.	F
Matthew Dellavedova	Saint Mary's	Jr.	G
Elias Harris	Gonzaga	Jr.	F
Noah Hartsock	BYU	Sr.	F
Anthony Ireland	Loyola Marymount	So.	G
Rob Jones	Saint Mary's	Sr.	F
Kevin Pangos	Gonzaga	Fr.	G
Robert Sacre	Gonzaga	Sr.	C
Drew Viney	Loyola Marymount	Sr.	F

2011-12 ALL-WCC HONORABLE MENTION

Perris Blackwell (San Francisco); Matt Carlino (BYU); Johnny Dee (San Diego); Rashad Green (San Francisco); Stephen Holt (Saint Mary's); Corbin Moore (Pepperdine)

2011-12 ALL-WCC FRESHMAN TEAM

Player	School	Pos.
Gary Bell, Jr.	Gonzaga	G
Matt Carlino	BYU	G
Johnny Dee	San Diego	G
Kevin Pangos	Gonzaga	G
Brad Waldow	Saint Mary's	F

TEAM

WCC STATS (2/27/12)	ALL	CONF
Scoring Offense	1st	1st
Scoring Defense	4th	5th
Scoring Margin	2nd	3rd
FT Percentage	5th	4th
FG Percentage	4th	4th
FG Percentage Defense	1st	2nd
3FG Percentage	6th	7th
3FG Percentage Defense	2nd	2nd
3-Point FG Made/Game	3rd	6th
Rebounding Offense	1st	1st
Rebounding Defense	6th	6th
Rebounding Margin	3rd	3rd
Blocked Shots	1st	3rd
Assists	1st	1st
Steals	1st	1st
Turnover Margin	1st	2nd
Assist/Turnover Ratio	2nd	2nd
Offensive Rebounds	5th	3rd
Defensive Rebounds	1st	1st
Defensive Reb Pct	1st	2nd
Offensive Reb Pct	6th	6th

NCAA STATS (2/26/12)

	RANK	ACTUAL
Won-Lost Percentage	35	77.4
Scoring Offense	12	79.0
Scoring Defense	159	66.2
Scoring Margin	13	12.8
Field-Goal Percentage	45	46.8
Field-Goal Pct Defense	56	40.6
3-Point Field Goals/Game	109	6.7
3-Point Field-Goal Pct	159	34.4
Three Pt FG Defense	43	30.9
Free-Throw Percentage	100	71.1
Rebound Margin	40	4.7
Assists Per Game	6	17.3
Assist Turnover Ratio	17	1.32
Blocked Shots Per Game	71	4.3
Steals Per Game	19	8.5
Turnovers Per Game	128	13.1
Turnover Margin	33	2.7
Personal Fouls Per Game	181	18.2

INDIVIDUAL

WCC (2/27/12)	TOP BYU PLAYER - ALL	TOP BYU PLAYER - CONF
Scoring	Noah Hartsock - 1st	Brandon Davies - 1st
Rebounding	Brandon Davies - 4th	Brandon Davies - 4th
FG Percentage	Noah Hartsock - 2nd	Noah Hartsock - 8th
Assists	Charles Abouo - 12th	Matt Carlino - 4th
FT Percentage	Noah Hartsock - 4th	Noah Hartsock - 5th
Steals	Brandon Davies - 8th	Brandon Davies - 4th
3FG Percentage	Brock Zylstra - 8th	Brock Zylstra - 15th
3FG Made/Game	Brock Zylstra - 9th	Matt Carlino - T12th
Blocked Shots	Noah Hartsock - 1st	Brandon Davies - T1st
Assist/TO Ratio	—	Matt Carlino - 3rd
Offensive Rebounds	Brandon Davies - 6th	Brandon Davies - 7th
Defensive Rebounds	Brandon Davies - 5th	Brandon Davies - 5th
Minutes Played	Noah Hartsock - 8th	—

NCAA (2/26/12)

	BYU PLAYER - RANK	ACTUAL
Points Per Game	Noah Hartsock - 85	16.8
	Brandon Davies - 200	14.6
Field Goal Percentage	Noah Hartsock - 22	56.6
	Brandon Davies - 66	50.8
Free Throw Percentage	Noah Hartsock - 57	84.3
Rebounds Per Game	Brandon Davies - 122	7.6
Blocked Shots Per Game	Noah Hartsock - 87	1.6
	Brandon Davies - 143	1.3
Steals	Brandon Davies - 203	1.5

Click/scan to view the NCAA Division I Men's Basketball statistics



2011-12 NUMERICAL ROSTER

Click/scan to view the BYU men's basketball roster on BYUcougars.com



No.	Name	Pos.	Ht.	Wt.	Yr.	Hometown (Previous School)
0	Brandon Davies	F	6-9	235	Jr.	Provo, Utah (Provo HS)
1	Charles Abouo	G/F	6-5	215	Sr.	Abidjan, Cote d'Ivoire (Brewster Academy)
2	Craig Cusick	G	6-2	185	Jr.	Orem, Utah (Utah)
3	Austin Nelson	G	6-0	160	Fr.	Henderson, Nev. (Coronado HS)
5	Chris Collinsworth	F	6-9	235	So.	Provo, Utah (Provo HS)
10	Matt Carlino	G	6-2	175	Fr.	Scottsdale, Ariz. (Bloomington South HS)
12	Josh Sharp	F	6-7	185	Fr.	Highland, Utah (Utah)
13	Brock Zylstra	G/F	6-6	210	Jr.	La Verne, Calif. (Bonita HS)
14	Nick Martineau	G	6-0	170	Jr.	Fruit Heights, Utah (Davis HS)
15	Jaren Sweeney	G/F	6-5	190	Fr.	Mesa, Ariz. (Mountain View HS)
20	Anson Winder	G	6-3	195	Fr.	Las Vegas, Nev. (Bishop Gorman HS)
21	Stephen Rogers	F	6-8	195	Jr.	Mesa, Ariz. (Mesa CC)
24	Damarcus Harrison	G	6-5	190	Fr.	Greenwood, S.C. (Christ School)
33	Nate Austin	F/C	6-10	215	Fr.	Alpine, Utah (Lone Peak HS)
34	Noah Hartsock	F	6-8	230	Sr.	Bartlesville, Okla. (Bartlesville HS)
42	Ian Harward	F/C	6-10	215	Fr.	Orem, Utah (Orem HS)

Head Coach: Dave Rose, 7th year (Houston, 1983)

Assistant Coaches: Terry Nashif (BYU, 2005); Tim LaComb (Utah, 2006), Mark Pope (Kentucky, 1996)

Director of Basketball Operations: Mike Hall (BYU, 2005)

Team Trainer: Robert Ramos (BYU, 1995)

PRONUNCIATION GUIDE

CHARLES ABOUO a-BOO-oh	ANSON WINDER AN-son WINE-der
MATT CARLINO car-LEE-no	BROCK ZYLSTRA ZIL-stra
DAMARCUS HARRISON duh-MARCUS	TERRY NASHIF NASH-if
IAN HARWARD har-WORD	ROBERT RAMOS RAY-mus
NICK MARTINEAU MART-in-oh	

2011-12 SEASON / CAREER HIGHS

#	PLAYER	POINTS	REBOUNDS	ASSISTS
0	DAVIES, Brandon Career:	29 at Pepperdine same	22 vs. San Diego same	6 vs. San Francisco 6 at Air Force (10-11), vs. USF (11-12)
1	ABOUO, Charles Career:	23 vs. Pepperdine 25 vs. Wyoming (10-11)	16 vs. Longwood same	7 vs. San Francisco, at San Diego same
2	CUSICK, Craig Career:	12 at Portland same	4, at Loyola Marymount, vs. Portland same	8 vs. Weber State same
5	COLLINSWORTH, Chris Career:	— 15 vs. Chicago State	1 vs. BYU-Hawaii 11 at UNLV (07-08)	1 at Utah State 3 four times, last vs. Chicago State (10-11)
10	CARLINO, Matt Career:	30 at San Francisco same	7 vs. Buffalo, at San Diego same	11 vs. Buffalo same
12	SHARP, Josh Career:	5 vs. BYU-Hawaii, vs. PVAMU same	6 vs. BYU-Hawaii, vs. PVAMU same	3 vs. Longwood same
13	ZYLSTRA, Brock Career:	26 vs. Buffalo same	9 vs. Portland same	5 vs. UC Santa Barbara same
14	MARTINEAU, Nick Career:	5 vs. Pepperdine 6 vs. Loyola Marymount (07-08)	3 vs. CSUSM same	2 vs. PVAMU, vs. CSUSM 4 vs. Loyola Marymount (07-08)
20	WINDER, Anson Career:	20 vs. Buffalo same	6 at San Francisco same	9 vs. Northern Arizona same
21	ROGERS, Stephen Career:	18 vs. PVAMU same	6 vs. Northern Arizona 8 vs. UNLV (10-11)	3 at USU, vs. Longwood, vs. NAU, vs. SCU same
24	HARRISON, Damarcus Career:	11 vs. Longwood same	3 vs. Baylor, vs. CSUSM same	2 vs. BYUH, vs. PVAMU, vs. UCSB, vs. CSUSM same
33	AUSTIN, Nate Career:	15 vs. Weber State same	10 at Gonzaga same	2 at Saint Mary's, vs. Santa Clara same
34	HARTSOCK, Noah Career:	28 vs. Loyola Marymount same	14 vs. Gonzaga same	5 vs. BYU-Hawaii 6 vs. Eastern New Mexico (09-10)



CAREER HIGHLIGHTS

- 183-52 overall record for a BYU record .779 winning percentage
- With 159 victories in his first six seasons is tied for third all-time for best career starts (through six seasons) by wins in NCAA history and second in BYU history for career victories
- Four Mountain West Conference regular season titles, a BYU and MWC record
- Three-time MWC Coach of the Year (2006, 2007, 2011)
- Two-time USBWA District VIII Coach of the Year (2006, 2011)
- Honorable Mention for National Coach of the Year by Scout.com (2006)
- Five-consecutive trips to the NCAA Tournament, a BYU record
- Five-consecutive 25-win seasons, a BYU record
- Holds top two spots for wins in a season in BYU history with 32 in 2010-11 and 30 in 2009-10
- Took BYU to the Sweet 16 in 2011 for the first time since 1981
- Coached Jimmer Fredette, the 2011 Consensus National Player of the Year (received the Wooden Award, Naismith Trophy, Oscar Robertson Trophy and other national awards)
- Naismith Coach of the Year Finalist in 2011
- Finalist for the Clair Bee Award in 2010

COACHING EXPERIENCE

- BYU Head Coach (2005-present)
- BYU Associate Head Coach (2000-2005)
- BYU Assistant Coach (1997-2000)
- Dixie State Head Coach (1990-1997)
- Dixie State Assistant Coach (1987-1990)
- Assistant coach at Pine View High School (1986-87)
- Head coach at Millard High School (1983-86)

SERVICE

- NABC Game Pillar Award for Service in 2008
- 63rd recipient of the Dale Rex Memorial Award
- Honorary Chair of the Children with Cancer Christmas Foundation
- Was the first coach in the state of Utah to participate in the American Cancer Society's nationwide Coaches vs. Cancer campaign
- Lobbied before Congress for more funding for cancer research in September 2010

EDUCATION

- Houston (1983, B.A.)

PLAYING CAREER

- Played baseball and basketball at Dixie State College
- Played for Houston from 1980-83 (played in 1980-81 and 82-82, redshirted in 1981-82)
- Co-Captain on the famous "Phi-Slamma Jamma" team that featured Hakeem Olajuwon and Clyde Drexler
- Helped Houston achieve a No. 1 ranking and reach the national championship game in 1983

MISSION

- Manchester England (1977-79)

PERSONAL/FAMILY

- Wife: Cheryl
- Children: Daughter Chanell and husband Brock Reichner, son Garrett and wife Brooke, daughter Taylor
- Dave and Cheryl Rose have five grandchildren



Click/scan to view Dave Rose's profile on BYUcougars.com



ROSE DIVISION I COACHING LEDGER							
SCHOOL	SEASON	OVERALL	PCT.	MWC/WCC	PCT.	MWC/WCC TOURNEY	NCAA/NIT
BYU	2005-06	20-9	.690	12-4	.750	0-1	0-1 NIT
BYU	2006-07	25-9	.735	13-3	.813	2-1	0-1 NCAA
BYU	2007-08	27-8	.771	14-2	.875	2-1	0-1 NCAA
BYU	2008-09	25-8	.758	12-4	.750	1-1	0-1 NCAA
BYU	2009-10	30-6	.833	13-3	.813	1-1	1-1 NCAA
BYU	2010-11	32-5	.865	14-2	.875	2-1	2-1 NCAA
BYU	2011-12	24-7	.774	12-4	.775	—	—
TOTAL		183-52	.779	90-22	.804	8-6 (.571)	3-6





DAVIES NOTES

Last time Out

- Posted a game-high 25 points on 10 of 13 shooting and had 2 rebounds, 2 assists and 1 steal vs. Portland

In 2011-12

- Has started every game, scored in double figures 25 times
- WCC Player of the Week for Feb. 6, averaging 16.5 points, 9 rebounds and 4.5 steals
- WCC Player of the Week for Jan. 2, averaging 21.0 points and 14.0 boards with two double-doubles
- Seven double-doubles this season (Pts/Reb); vs. Baylor (18/13), vs. CSUSM (14/13), vs. San Diego (21/22), at LMU (15/10), at San Diego (12/12), at Portland (18/13) and at Gonzaga (23/10)
- Set career-high of 22 rebounds and added 21 points vs. San Diego
- Averages 14.9 points, 7.6 rebounds, 2.1 assists, 1.5 steals and 1.3 blocks
- 50.8 percent FG shooting and 70.8 percent FT shooting
- Named to the All-WCC Preseason team

Other

- Mother is Linda Kathleen Davies and has one brother and one sister
- Also recruited by Utah, Gonzaga, Utah State, Cal Berkeley, Washington State, Penn State and Santa Clara
- Played for Craig Drury at Provo High School where he helped lead the Bulldogs to state titles as a sophomore and junior and a second-place finish as a senior

Click/scan for Davies' bio on BYUCougars.com



0 — BRANDON DAVIES
6-9 • 235 • Junior • Forward
Provo, Utah (Provo HS)

11-12 SEASON HIGHS

Points: 29, at Pepperdine – 1/21/12
 Points 1st half: 15, at Saint Mary's – 12/29/11, Portland 2/25/12
 Points 2nd half: 17, at Pepperdine – 1/21/12
 Rebounds: 22, San Diego – 12/31/11
 Assists: 6, vs. San Francisco – 1/7/12
 Steals: 8, at Portland – 2/4/12
 Blocks: 3, Weber State – 12/7/11
 FG made: 11, at Saint Mary's – 12/29/11
 FG attempts: 18, at SMC – 12/29/11, SMC – 1/28/12
 3FG made: —
 3FG attempts: 1, Baylor – 12/17/11
 FT made: 15, at Pepperdine – 1/21/12
 FT attempts: 18, at Pepperdine – 1/21/12

CAREER HIGHS

Points: 29, at Pepperdine – 1/21/12
 Rebounds: 22, San Diego – 12/31/11
 Assists: 6, at Air Force – 02/09/11, vs. San Francisco – 1/7/12
 Steals: 8, at Portland – 2/4/12
 Blocks: 3, four times, last, Weber State – 12/7/11
 FG made: 11, at Saint Mary's – 12/29/11
 FG attempts: 18, at Saint Mary's – 12/29/11
 3FG made: —
 3FG attempts: 1, Utah – 01/30/10, Baylor – 12/17/11
 FT made: 15, at Pepperdine – 1/21/12
 FT attempts: 18, at Pepperdine – 1/21/12

MISCELLANEOUS

	11-12	Career
Double-Figure Pts:	25 (19-6)	51 (43-8)
20-plus Pts:	8 (6-2)	11 (9-2)
Double-Figure Reb:	7 (5-2)	11 (9-2)
Double-Doubles:	7 (5-2)	11 (9-2)
3-plus Steals:	5 (2-3)	6 (3-3)
3-plus Blocks:	1 (1-0)	4 (4-0)
3-plus 3-point FGs:	0 (0-0)	0 (0-0)
Scoring Leader:	9 (6-3)	10 (7-3)
Rebound Leader:	14 (9-5)	28 (21-7)
Assist Leader:	3 (3-0)	5 (5-0)

2011-12 GAME-BY-GAME

Opponent	Date	GS	Min	FG	FGA	Pct	3FG	FGA	Pct	FT	FTA	Pct	Off	Def	TR	Avg	PF	FO	A	TO	Blk	Stl	Pts	Avg	
at Utah State	11/11/11	*	24	4	10	.400	0	0	.000	5	9	.556	2	3	5	5.0	3	0	1	3	1	2	13	13.0	
BYU-HAWAII	11/15/11	*	28	10	13	.769	0	0	.000	5	6	.833	3	6	9	7.0	3	0	3	5	2	1	25	19.0	
LONGWOOD	11/18/11	*	20	1	3	.333	0	0	.000	0	0	.000	2	2	4	6.0	3	0	4	5	0	0	2	13.3	
PRAIRIE VIEW A&M	11/22/11	*	26	4	8	.500	0	0	.000	5	6	.833	3	5	8	6.5	3	0	3	4	2	1	13	13.3	
vs Nevada	11/25/11	*	25	4	8	.500	0	0	.000	2	2	1.000	0	3	3	5.8	5	1	4	0	1	0	10	12.6	
vs Wisconsin	11/26/11	*	30	4	10	.400	0	0	.000	1	1	1.000	0	4	4	5.5	2	0	1	4	0	3	9	12.0	
vs Northern Arizona	11/30/11	*	28	6	9	.667	0	0	.000	2	2	1.000	2	7	9	6.0	1	0	3	0	0	1	14	12.3	
vs Oregon	12/03/11	*	20	2	10	.200	0	0	.000	2	2	1.000	1	4	5	5.9	5	1	2	1	1	0	6	11.5	
WEBER STATE	12/07/11	*	22	5	11	.455	0	0	.000	1	1	1.000	3	6	9	6.2	4	0	0	2	3	1	11	11.4	
at Utah	12/10/11	*	25	1	4	.250	0	0	.000	1	2	.500	3	6	9	6.5	3	0	1	1	1	1	3	10.6	
BAYLOR	12/17/11	*	36	6	15	.400	0	1	.000	6	9	.667	5	8	13	7.1	3	0	1	1	1	1	18	11.3	
BUFFALO	12/20/11	*	22	1	3	.333	0	0	.000	0	2	.000	3	1	4	6.8	3	0	1	0	2	1	2	10.5	
UC SANTA BARBARA	12/22/11	*	32	7	16	.438	0	0	.000	3	3	1.000	2	4	6	6.8	2	0	1	2	0	4	17	11.0	
CS SAN MARCOS	12/27/11	*	26	7	11	.636	0	0	.000	0	0	.000	4	9	13	7.2	1	0	2	2	1	0	14	11.2	
at Saint Mary's (CA)	12/29/11	*	30	11	18	.611	0	0	.000	6	8	.750	3	4	7	7.2	4	0	0	3	1	5	28	12.3	
SAN DIEGO	12/31/11	*	35	8	13	.615	0	0	.000	5	8	.625	6	16	22	8.1	3	0	4	3	2	1	21	12.9	
at Loyola Marymount	01/05/12	*	29	6	12	.500	0	0	.000	3	5	.600	0	10	10	8.2	4	0	2	6	2	0	15	13.0	
SAN FRANCISCO	01/07/12	*	22	5	9	.556	0	0	.000	2	4	.500	2	4	6	8.1	4	0	6	2	2	1	12	12.9	
SANTA CLARA	01/14/12	*	29	9	13	.692	0	0	.000	5	7	.714	0	5	5	7.9	4	0	2	2	1	2	23	13.5	
at San Diego	01/16/12	*	32	3	9	.333	0	0	.000	6	10	.600	6	6	12	8.2	2	0	2	2	2	1	12	13.4	
LOYOLA MARYMOUNT	01/19/12	*	31	4	8	.500	0	0	.000	6	8	.750	2	7	9	8.2	5	1	2	2	2	0	14	13.4	
at Pepperdine	01/21/12	*	35	7	14	.500	0	0	.000	15	18	.833	0	6	6	8.1	3	0	4	3	2	0	29	14.1	
at Virginia Tech	01/25/12	*	24	3	9	.333	0	0	.000	11	12	.917	2	3	5	8.0	4	0	4	3	1	1	17	14.3	
SAINT MARY'S	01/28/12	*	32	6	18	.333	0	0	.000	2	4	.500	4	3	7	7.9	4	0	1	6	1	2	14	14.3	
GONZAGA	02/02/12	*	31	7	12	.583	0	0	.000	1	3	.333	2	3	5	7.8	4	0	1	4	1	1	15	14.3	
at Portland	02/04/12	*	38	7	13	.538	0	0	.000	4	10	.400	5	8	13	8.0	2	0	1	4	1	8	18	14.4	
PEPPERDINE	02/11/12	*	27	3	7	.429	0	0	.000	7	8	.875	2	5	7	8.0	0	0	2	4	2	0	13	14.4	
at San Francisco	02/16/12	*	21	3	7	.429	0	0	.000	0	0	.000	0	5	5	7.9	4	0	2	2	1	6	14.1		
at Santa Clara	02/18/12	*	26	6	7	.857	0	0	.000	8	11	.727	0	3	3	7.7	4	0	0	4	2	0	20	14.3	
at Gonzaga	02/23/12	*	36	8	18	.444	0	0	.000	7	10	.700	4	6	10	7.8	5	1	1	4	2	6	23	14.6	
PORTLAND	02/25/12	*	37	10	13	.769	0	0	.000	5	7	.714	1	1	2	7.6	2	0	2	4	0	1	25	14.9	
Totals			31	879	168	331	.508	0	1	.000	126	178	.708	72	163	235	7.6	99	4	66	88	41	46	462	14.9

CAREER STATISTICS (ALL GAMES)																									
Year	GP	GS	Min	Avg	FG	FGA	Pct	3FG	FGA	Pct	FT	FTA	Pct	Off	Def	TR	Avg	PF	FO	A	TO	Blk	Stl	Pts	Avg
2009-10	35	1	474	13.5	69	128	.539	0	1	.000	50	88	.568	30	74	104	3.0	91	1	9	47	14	13	188	5.4
2010-11	29	26	721	24.9	115	219	.525	0	0	.000	93	138	.674	63	117	180	6.2	90	4	43	44	27	20	323	11.1
2011-12	31	31	879	28.4	168	331	.508	0	1	.000	126	178	.708	72	163	235	7.6	99	4	66	88	41	46	462	14.9
TOTAL	95	58	2074	21.8	352	678	.519	0	2	.000	269	404	.666	165	354	519	5.5	280	9	118	179	82	79	973	10.2

CAREER STATISTICS (CONFERENCE GAMES)																									
Year	GP	GS	Min	Avg	FG	FGA	Pct	3FG	FGA	Pct	FT	FTA	Pct	Off	Def	TR	Avg	PF	FO	A	TO	Blk	Stl	Pts	Avg
2009-10	15	0	187	12.5	29	63	.460	0	1	.000	22	41	.537	13	35	48	3.2	35	0	3	21	5	6	80	5.3
2010-11	14	14	395	28.2	54	111	.486	0	0	.000	51	74	.689	30	72	102	7.3	46	2	29	25	16	13	159	11.4
2011-12	16	16	491	30.7	103	191	.539	0	0	.000	82	121	.678	37	92	129	8.1	54	2	35	55	25	29	288	18.0
TOTAL	45	30	1073	23.8	186	365	.510	0	1	.000	155	236	.657	80	199	279	6.2	135	4	67	101	46	48	527	11.7





1 — CHARLES ABOUO
6-5 • 215 • Senior • Guard/Forward
Abidjan, Cote d'Ivoire (Brewster Academy)

ABOUO NOTES

Last time Out

- Had 16 points, 8 rebounds, 2 steals and 1 assist vs. Portland

In 2011-12

- Has started every game and scored in double figures 18 times
- Averages 11.5 points, 6.3 rebounds, 2.7 assists and 1.2 steals
- Has 3 double-doubles on the season, vs. Longwood (19/16), vs. Pepperdine (23/12), at Gonzaga (10/10)
- Posted a double-double with 19 points on 6 of 9 shooting and a career-best 16 rebounds, 4 assists and 2 blocks vs. Longwood
- Scored a season-high 22 points, tied a career high with four 3s and added 8 boards, 4 assists and 3 steals against Nevada
- 43.9 percent FG shooting, 37.1 percent 3-point FG shooting and 73.6 percent FT shooting

Other

- Parents are Ernest and Yvonne Abouo
- Also recruited by San Diego State, Wichita State, Utah State, Loyola, Montana, Tulsa and Virginia Commonwealth
- Played for the Cote d'Ivoire Senior National Team during the summers of 2009 and 2010
- Played in the 2010 World Championships in Turkey with the Cote d'Ivoire National Team.
- Helped Brewster Academy (Wolfeboro, N.H.) set a school record with a 31-4 overall record in 2007-08

Click scan for Abouo's bio on BYUcougars.com



11-12 SEASON HIGHS

Points: 22, vs Nevada -- 11/25/11
Points 1st half: 17, Pepperdine -- 2/11/12
Points 2nd half: 16 vs Nevada -- 11/25/11
Rebounds: 16, Longwood -- 11/18/11
Assists: 7, vs. San Francisco -- 1/7/12, at San Diego -- 1/16/12
Steals: 3, BYU-Hawaii -- 11/15/11, vs. Nevada -- 11/25/11
Blocks: 2 Longwood -- 11/18/11
FG made: 8 vs. Nevada -- 11/25/11
FG attempts: 15, vs. Oregon -- 12/3/11
3FG made: 5, Pepperdine -- 2/11/12
3FG attempts: 8, Pepperdine -- 2/11/12
FT made: 9, UCSB -- 12/22/11
FT attempts: 10, San Diego -- 12/31/11

CAREER HIGHS

Points: 25, Wyoming -- 03/05/11
Rebounds: 16, Longwood -- 11/18/11
Assists: 7, vs. San Francisco -- 1/7/12, at San Diego -- 1/16/12
Steals: 3, three times, last, vs. Nevada -- 11/25/11
Blocks: 2, Colorado State -- 02/23/11; Longwood -- 11/18/11
FG made: 9, Wyoming -- 03/05/11
FG attempts: 15, vs. Oregon -- 12/3/11
3FG made: 5, Pepperdine -- 2/11/12
3FG attempts: 8, Pepperdine
FT made: 9, UCSB -- 12/22/11
FT attempts: 10, vs Arizona -- 12/11/10, San Diego -- 12/31/11

MISCELLANEOUS

	11-12	Career
Double-Figure Pts:	18 (14-4)	32 (27-5)
20-plus Pts:	2 (2-0)	5 (5-0)
Double-Figure Reb:	4 (3-1)	6 (5-1)
Double-Doubles:	3 (2-1)	4 (3-1)
3-plus Steals:	2 (2-0)	3 (3-0)
3-plus Blocks:	0 (0-0)	0 (0-0)
3-plus 3-point FGs:	5 (4-1)	7 (6-1)
Scoring Leader:	3 (3-0)	3 (3-0)
Rebound Leader:	10 (8-2)	19 (17-2)
Assist Leader:	6 (6-0)	7 (7-0)

2011-12 GAME-BY-GAME

Opponent	Date	GS	Min	FG	FGA	Pct	3FG	FGA	Pct	FT	FTA	Pct	Off	Def	TR	Avg	PF	FO	A	TO	Blk	Stl	Pts	Avg	
at Utah State	11/11/11	*	36	4	6	.667	3	5	.600	5	7	.714	3	3	6	6.0	4	0	3	3	0	0	16	16.0	
BYU-HAWAII	11/15/11	*	20	1	4	.250	0	0	.000	2	5	.400	0	6	6	6.0	4	0	3	4	0	3	4	10.0	
LONGWOOD	11/18/11	*	27	6	9	.667	2	3	.667	5	8	.625	5	11	16	9.3	0	0	4	1	2	0	19	13.0	
PRAIRIE VIEW A&M	11/22/11	*	24	4	6	.667	2	3	.667	3	5	.600	2	5	7	8.8	0	0	3	1	0	2	13	13.0	
vs Nevada	11/25/11	*	38	8	12	.667	4	5	.800	2	2	1.000	2	6	8	8.6	2	0	4	5	0	3	22	14.8	
vs Wisconsin	11/26/11	*	34	2	6	.333	0	2	.000	2	2	1.000	1	3	4	7.8	3	0	2	4	1	0	6	13.3	
vs Northern Arizona	11/30/11	*	14	3	8	.375	1	3	.333	2	2	1.000	0	3	3	7.1	2	0	1	2	0	1	9	12.7	
vs Oregon	12/03/11	*	31	3	15	.200	2	6	.333	0	0	.000	5	7	12	7.8	2	0	3	1	0	1	8	12.1	
WEBER STATE	12/07/11	*	23	6	10	.600	3	4	.750	0	1	.000	0	4	4	7.3	2	0	4	0	0	2	15	12.4	
at Utah	12/10/11	*	25	4	6	.667	1	2	.500	2	2	1.000	2	4	6	7.2	3	0	0	2	1	1	11	12.3	
BAYLOR	12/17/11	*	22	7	10	.700	1	4	.250	2	2	1.000	6	3	9	7.4	4	0	2	5	1	0	17	12.7	
BUFFALO	12/20/11	*	24	3	10	.300	1	3	.333	1	2	.500	2	4	6	7.3	4	0	4	4	0	2	8	12.3	
UC SANTA BARBARA	12/22/11	*	26	3	7	.429	1	1	1.000	9	9	1.000	2	4	6	7.2	4	0	2	2	0	2	16	12.6	
CS SAN MARCOS	12/27/11	*	21	1	7	.143	0	4	.000	1	4	.250	3	2	5	7.0	2	0	4	2	0	0	3	11.9	
at Saint Mary's (CA)	12/29/11	*	20	4	9	.444	1	2	.500	0	1	.000	2	2	4	6.8	4	0	0	2	0	0	9	11.7	
SAN DIEGO	12/31/11	*	30	3	8	.375	1	4	.250	8	10	.800	1	3	4	6.6	2	0	3	1	0	1	15	11.9	
at Loyola Marymount	01/05/12	*	33	3	13	.231	1	4	.250	0	0	.000	2	5	7	6.6	3	0	4	0	0	1	7	11.6	
SAN FRANCISCO	01/07/12	*	26	1	5	.200	0	1	.000	0	0	.000	0	2	2	6.4	0	0	7	0	0	2	2	11.1	
SANTA CLARA	01/14/12	*	21	3	6	.500	1	2	.500	6	6	1.000	0	1	1	6.1	4	0	3	1	0	1	13	11.2	
at San Diego	01/16/12	*	34	6	13	.462	0	3	.000	2	2	1.000	1	6	7	6.2	2	0	7	0	0	0	14	11.4	
LOYOLA MARYMOUNT	01/19/12	*	24	3	9	.333	0	4	.000	4	5	.800	1	1	2	6.0	5	1	2	3	0	2	10	11.3	
at Pepperdine	01/21/12	*	37	5	8	.625	2	4	.500	3	4	.750	2	7	9	6.1	1	0	4	1	0	0	15	11.5	
at Virginia Tech	01/25/12	*	31	3	13	.231	1	7	.143	2	2	1.000	3	5	8	6.2	2	0	2	1	0	1	9	11.3	
SAINT MARY'S	01/28/12	*	23	2	3	.667	0	0	.000	2	4	.500	2	0	2	6.0	5	1	1	1	0	1	6	11.1	
GONZAGA	02/02/12	*	19	1	4	.250	0	1	.000	2	2	1.000	0	1	1	5.8	4	0	1	1	0	0	4	10.8	
at Portland	02/04/12	*	17	1	6	.167	1	4	.250	4	6	.667	2	5	7	5.8	4	0	0	1	1	2	7	10.7	
PEPPERDINE	02/11/12	*	27	7	11	.636	5	8	.625	4	4	1.000	2	10	12	6.1	0	0	2	0	1	2	23	11.1	
at San Francisco	02/16/12	*	34	6	11	.545	3	6	.500	0	0	.000	2	4	6	6.1	2	0	4	2	0	1	15	11.3	
at Santa Clara	02/18/12	*	34	6	10	.600	0	2	.000	2	2	1.000	2	6	8	6.1	2	0	4	1	0	1	14	11.4	
at Gonzaga	02/23/12	*	37	4	13	.308	1	4	.250	1	3	.333	6	4	10	6.3	3	0	0	2	0	2	10	11.3	
PORTLAND	02/25/12	*	32	5	11	.455	1	4	.250	5	8	.625	2	6	8	6.3	1	0	1	1	0	2	16	11.5	
Totals			31	844	118	269	.439	39	105	.371	81	110	.736	63	133	196	6.3	80	2	84	54	7	36	356	11.5


CAREER STATISTICS (ALL GAMES)

Year	GP	GS	Min	Avg	FG	FGA	Pct	3FG	FGA	Pct	FT	FTA	Pct	Off	Def	TR	Avg	PF	FO	A	TO	Blk	Stl	Pts	Avg
2008-09	33	1	354	10.7	30	75	.400	9	21	.429	27	42	.643	13	49	62	1.9	33	1	13	22	3	9	96	2.9
2009-10	36	2	464	12.9	57	122	.467	11	27	.407	39	55	.709	40	70	110	3.1	56	1	31	29	9	19	164	4.6
2010-11	37	22	772	20.9	88	212	.415	24	83	.289	68	90	.756	52	127	179	4.8	83	2	30	40	11	29	268	7.2
2011-12	31	31	844	27.2	118	269	.439	39	105	.371	81	110	.736	63	133	196	6.3	80	2	84	54	7	36	356	11.5
TOTAL	137	56	2434	17.8	293	678	.432	83	236	.352	215	297	.724	168	379	547	4.0	252	6	158	145	30	93	884	6.5

CAREER STATISTICS (CONFERENCE GAMES)

Year	GP	GS	Min	Avg	FG	FGA	Pct	3FG	FGA	Pct	FT	FTA	Pct	Off	Def	TR	Avg	PF	FO	A	TO	Blk	Stl	Pts	Avg
2008-09	16	1	137	8.6	14	34	.412	5	10	.500	5	11	.455	4	16	20	1.3	14	0	3	7	1	2	38	2.4
2009-10	16	0	220	13.8	31	61	.508	5	13	.385	14	19	.737	21	38	59	3.7	25	0	17	10	5	10	81	5.1
2010-11	16	7	333	20.8	46	96	.479	14	36	.389	29	40	.725	19	49	68	4.3	40	0	8	13	5	15	135	8.4
2011-12	16	16	448	28.0	60	140	.429	17	53	.321	43	57	.754	27	63	90	5.6	42	2	43	17	2	18	180	11.3
TOTAL	64	24	1138	17.8	151	331	.456	41	112	.366	91	127	.717	71	166	237	3.7	121	2	71	47	13	45	434	6.8





2 — CRAIG CUSICK
6-2 • 185 • Junior • Guard
Orem, Utah (Utah)

CUSICK NOTES

Last time Out

- Scored 3 points and had 4 boards, 1 assist and 1 steal vs. Portland

In 2011-12

- Has played in every game of the season and started three
- Averages 3.1 points, 2.0 assists and 1.3 rebounds
- Has made 14 of 28 treys (50.0 percent) in conference play
- 40.3 percent FG shooting and 40.4 percent 3-point FG shooting
- Scored 10 points at Utah with two 3-pointers
- Career-high 8 assists vs. Weber State and followed up with 6 at Utah
- Hit career-high 3 treys at Loyola Marymount

Other

- A member of the BYU practice squad in 2010-11
- Named first-team all-state by the Salt Lake Tribune as a junior and senior
- Named first-team all-state by the Deseret News as a senior and second team as a junior
- Leading scorer in 4A and 5A in 2005-06
- Averaged 22 points, 6.5 rebounds and 5 assists per game as a senior
- Orem High School's all-time leading scorer

Click/scan for Cusick's bio on BYUcougars.com



11-12 SEASON/CAREER HIGHS

Points: 12, at Portland – 2/4/12
Points 1st half: 10, at Portland – 2/4/12
Points 2nd half: 9, at Loyola Marymount – 1/5/12
Rebounds: 4, at Loyola Marymount – 1/5/12, Portland – 2/25/12
Assists: 8, Weber State – 12/7/11
Steals: 4, at Portland – 2/4/12
Blocks: —
FG made: 4, at Portland – 2/4/12
FG attempts: 9, at Portland – 2/4/12
3FG made: 3, at Loyola Marymount – 1/5/12
3FG attempts: 5, at Gonzaga – 2/23/12
FT made: 4, at Utah – 12/10/11
FT attempts: 6, at Pepperdine – 1/21/12

2011-12 GAME-BY-GAME

Opponent	Date	GS	Min	FG	FGA	Pct	3FG	FGA	Pct	FT	FTA	Pct	Off	Def	TR	Avg	PF	FO	A	TO	Blk	Stl	Pts	Avg
at Utah State	11/11/11	9	0	0	.000	0	0	.000	2	2	1.000	0	0	0	0	1	0	0	1	0	0	1	2	2.0
BYU-HAWAII	11/15/11	23	2	5	.400	1	4	.250	1	2	.500	0	3	3	1.5	1	0	0	0	0	1	6	4.0	
LONGWOOD	11/18/11	* 16	1	3	.333	1	3	.333	0	0	.000	0	2	2	1.7	3	0	1	0	0	0	3	3.7	
PRAIRIE VIEW A&M	11/22/11	* 19	1	2	.500	1	2	.500	0	0	.000	0	3	3	2.0	0	0	2	0	0	0	3	3.5	
vs Nevada	11/25/11	2	0	0	.000	0	0	.000	0	1	.000	0	0	0	1.6	0	0	0	0	0	1	0	2.8	
vs Wisconsin	11/26/11	20	1	1	1.000	0	0	.000	0	0	.000	1	0	1	1.5	3	0	4	1	0	1	2	2.7	
vs Northern Arizona	11/30/11	13	1	3	.333	0	2	.000	0	0	.000	0	1	1	1.4	0	0	2	2	0	1	2	2.6	
vs Oregon	12/03/11	3	0	0	.000	0	0	.000	0	0	.000	0	1	1	1.4	0	0	0	0	0	0	0	2.3	
WEBER STATE	12/07/11	21	0	1	.000	0	0	.000	0	0	.000	0	2	2	1.4	4	0	8	0	1	0	0	2.0	
at Utah	12/10/11	28	2	5	.400	2	4	.500	4	5	.800	0	3	3	1.6	3	0	6	2	0	0	10	2.8	
BAYLOR	12/17/11	* 18	1	3	.333	0	2	.000	0	0	.000	0	0	0	1.5	1	0	4	1	0	0	2	2.7	
BUFFALO	12/20/11	13	0	1	.000	0	1	.000	0	0	.000	0	0	0	1.3	1	0	3	1	0	0	0	2.5	
UC SANTA BARBARA	12/22/11	8	0	0	.000	0	0	.000	1	2	.500	0	0	0	1.2	0	0	0	1	0	0	1	2.4	
CS SAN MARCOS	12/27/11	15	2	3	.667	0	1	.000	1	1	1.000	0	1	1	1.2	0	0	1	1	0	1	5	2.6	
at Saint Mary's (CA)	12/29/11	15	2	2	1.000	1	1	1.000	0	0	.000	0	1	1	1.2	4	0	3	1	0	1	5	2.7	
SAN DIEGO	12/31/11	19	1	1	1.000	1	1	1.000	0	0	.000	0	1	1	1.2	0	0	3	1	0	1	3	2.8	
at Loyola Marymount	01/05/12	18	3	6	.500	3	3	1.000	0	0	.000	0	4	4	1.4	1	0	0	2	0	1	9	3.1	
SAN FRANCISCO	01/07/12	10	1	3	.333	1	2	.500	0	0	.000	0	1	1	1.3	0	0	1	1	0	0	3	3.1	
SANTA CLARA	01/14/12	19	1	1	1.000	1	1	1.000	0	0	.000	0	0	0	1.3	2	0	0	1	0	0	3	3.1	
at San Diego	01/16/12	18	3	3	1.000	2	2	1.000	0	0	.000	0	1	1	1.3	0	0	0	0	0	0	8	3.4	
LOYOLA MARYMOUNT	01/19/12	17	0	3	.000	0	2	.000	0	0	.000	0	0	0	1.2	1	0	4	1	0	2	0	3.2	
at Pepperdine	01/21/12	23	0	0	.000	0	0	.000	4	6	.667	0	2	2	1.2	1	0	2	0	0	1	4	3.2	
at Virginia Tech	01/25/12	5	0	0	.000	0	0	.000	0	0	.000	0	0	0	1.2	1	0	0	0	0	0	0	3.1	
SAINT MARY'S	01/28/12	13	1	2	.500	1	2	.500	0	0	.000	0	0	0	1.1	0	0	1	0	0	1	3	3.1	
GONZAGA	02/02/12	15	0	3	.000	0	1	.000	0	0	.000	0	3	3	1.2	1	0	2	0	0	2	0	3.0	
at Portland	02/04/12	29	4	9	.444	2	4	.500	2	4	.500	1	2	3	1.3	1	0	0	2	0	4	12	3.3	
PEPPERDINE	02/11/12	27	1	4	.250	1	2	.500	0	0	.000	0	1	1	1.3	1	0	5	1	0	1	3	3.3	
at San Francisco	02/16/12	13	0	2	.000	0	1	.000	1	2	.500	0	0	0	1.2	1	0	2	0	0	1	1	3.2	
at Santa Clara	02/18/12	19	0	1	.000	0	1	.000	0	0	.000	1	1	2	1.2	1	0	5	1	0	1	0	3.1	
at Gonzaga	02/23/12	14	1	5	.200	1	5	.200	0	0	.000	1	1	2	1.3	2	0	0	0	0	0	3	3.1	
PORTLAND	02/25/12	17	0	4	.000	0	2	.000	3	4	.750	1	3	4	1.4	1	0	1	1	0	1	3	3.1	
Totals		3	499	29	76	.382	19	49	.388	19	29	.655	5	37	42	1.4	35	0	61	21	0	24	96	3.1

CAREER STATISTICS (ALL GAMES)																									
Year	GP	GS	Min	Avg	FG	FGA	Pct	3FG	FGA	Pct	FT	FTA	Pct	Off	Def	TR	Avg	PF	FO	A	TO	Blk	Stl	Pts	Avg
2011-12	31	3	499	16.1	29	76	.382	19	49	.388	19	29	.655	5	37	42	1.4	35	0	61	21	0	24	96	3.1
TOTAL	31	3	499	16.1	29	76	.382	19	49	.388	19	29	.655	5	37	42	1.4	35	0	61	21	0	24	96	3.1

CAREER STATISTICS (CONFERENCE GAMES)																									
Year	GP	GS	Min	Avg	FG	FGA	Pct	3FG	FGA	Pct	FT	FTA	Pct	Off	Def	TR	Avg	PF	FO	A	TO	Blk	Stl	Pts	Avg
2011-12	16	0	286	17.9	18	49	.367	14	30	.467	10	16	.625	4	21	25	1.6	17	0	29	12	0	17	60	3.8
TOTAL	16	0	286	17.9	18	49	.367	14	30	.467	10	16	.625	4	21	25	1.6	17	0	29	12	0	17	60	3.8





COLLINSWORTH NOTES

Last time Out

- Did not play vs. Portland

In 2011-12

- Played in first two games of 2011-12 season
- Is currently out with a knee injury

Other

- Parents are Jeff and Alisa and has two sisters and two brothers, brother Kyle played as a freshman for BYU in 2010-11 and is currently serving a mission in Russia
- Served a mission for The Church of Jesus Christ of Latter-day Saints in Australia
- Named the 2007 Gatorade Utah Boys' Basketball Player of the Year and helped Provo win the state title with 27 points in the title game
- As a senior was first-team all-state and received Deseret News 4A and All-Valley MVP honors
- Averaged 16.6 points and 12 rebounds per game despite playing most of the season with a fracture in his right index finger
- Averaged 14.1 points, 6.5 rebounds and 3.3 assists per game to go along with 38 steals and 28 blocks as a junior

Click/scan for Collinsworth's bio on BYUcougars.com



5 — CHRIS COLLINSWORTH

6-9 • 235 • Sophomore • Forward
Provo, Utah (Provo HS)

11-12 SEASON HIGHS

Points: —
Points 1st half: —
Points 2nd half: —
Rebounds: 1, BYU-Hawaii – 11/15/11
Assists: 1 at Utah State – 11/11/11
Steals: —
Blocks: 1, BYU-Hawaii – 11/15/11
FG made: —
FG attempts: 1 at Utah State – 11/11/11
3FG made: —
3FG attempts: 1 at Utah State – 11/11/11
FT made: —
FT attempts: —

CAREER HIGHS

Points: 15, Chicago State – 11/20/10
Rebounds: 11, at UNLV – 01/15/08
Assists: 3, 4 times
Steals: 2, twice, last vs. Chicago State – 11/20/10
Blocks: 2, 3 times, last vs Colorado State – 03/13/08
FG made: 5, Chicago State – 11/20/10
FG attempts: 8, Chicago State – 11/20/10
3FG made: 1, 7 times
3FG attempts: 3, 4 times
FT made: 7, at Weber State – 12/21/10
FT attempts: 8, at Weber State – 12/21/10

MISCELLANEOUS

	11-12	Career
Double-Figure Pts:	0 (0-0)	4 (4-0)
20-plus Pts:	0 (0-0)	0 (0-0)
Double-Figure Reb:	0 (0-0)	3 (2-1)
Double-Doubles:	0 (0-0)	1 (1-0)
3-plus Steals:	0 (0-0)	0 (0-0)
3-plus Blocks:	0 (0-0)	0 (0-0)
3-plus 3-point FGs:	0 (0-0)	1 (1-0)
Scoring Leader:	0 (0-0)	0 (0-0)
Rebound Leader:	0 (0-0)	11 (8-3)
Assist Leader:	0 (0-0)	1 (0-1)

2011-12 GAME-BY-GAME

Opponent	Date	GS	Min	FG	FGA	Pct	3FG	FGA	Pct	FT	FTA	Pct	Off	Def	TR	Avg	PF	FO	A	TO	Blk	Stl	Pts	Avg
at Utah State	11/11/11	5	0	1	.000	0	1	.000	0	0	0	.000	0	0	0	0.0	3	0	1	2	0	0	0	0.0
BYU-HAWAII	11/15/11	7	0	1	.000	0	0	.000	0	0	0	.000	0	1	1	0.5	0	0	0	1	1	0	0	0.0
LONGWOOD	11/18/11	DNP																						
PRAIRIE VIEW A&M	11/22/11	DNP																						
vs. Nevada	11/25/11	DNP																						
vs. Wisconsin	11/26/11	DNP																						
vs. Northern Arizona	11/30/11	DNP																						
vs. Oregon	12/03/11	DNP																						
WEBER STATE	12/07/11	DNP																						
at Utah	12/10/11	DNP																						
BAYLOR	12/17/11	DNP																						
BUFFALO	12/20/11	DNP																						
UC SANTA BARBARA	12/22/11	DNP																						
CS SAN MARCOS	12/27/11	DNP																						
at Saint Mary's (CA)	12/29/11	DNP																						
SAN DIEGO	12/31/11	DNP																						
at Loyola Marymount	01/05/12	DNP																						
SAN FRANCISCO	01/07/12	DNP																						
SANTA CLARA	01/14/12	DNP																						
at San Diego	01/16/12	DNP																						
LOYOLA MARYMOUNT	01/19/12	DNP																						
at Pepperdine	01/21/12	DNP																						
at Virginia Tech	01/25/12	DNP																						
SAINT MARY'S	01/28/12	DNP																						
GONZAGA	02/02/12	DNP																						
at Portland	02/04/12	DNP																						
PEPPERDINE	02/11/12	DNP																						
at San Francisco	02/16/12	DNP																						
at Santa Clara	02/18/12	DNP																						
at Gonzaga	02/23/12	DNP																						
PORTLAND	02/25/12	DNP																						
Totals		0	12	0	2	.000	0	1	.000	0	0	.000	0	1	1	0.5	3	0	1	3	1	0	0	0.0


CAREER STATISTICS (ALL GAMES)

Year	GP	GS	Min	Avg	FG	FGA	Pct	3FG	FGA	Pct	FT	FTA	Pct	Off	Def	TR	Avg	PF	FO	A	TO	Blk	Stl	Pts	Avg
2007-08	35	6	557	15.9	42	112	.375	6	33	.182	22	51	.431	47	122	169	4.8	53	0	19	32	14	9	112	3.2
2010-11	9	4	147	16.3	16	39	.410	1	8	.125	20	27	.741	16	34	50	5.6	16	1	12	8	0	4	53	5.9
2011-12	2	0	12	6.0	0	2	.000	0	1	.000	0	0	.000	0	1	1	0.5	3	0	1	3	1	0	0	0.0
TOTAL	46	10	716	15.6	58	153	.379	7	42	.167	42	78	.538	63	157	220	4.8	72	1	32	43	15	13	165	3.6

CAREER STATISTICS (CONFERENCE GAMES)

Year	GP	GS	Min	Avg	FG	FGA	Pct	3FG	FGA	Pct	FT	FTA	Pct	Off	Def	TR	Avg	PF	FO	A	TO	Blk	Stl	Pts	Avg
2007-08	16	1	242	15.1	20	57	.351	3	15	.200	7	20	.350	23	61	84	5.3	19	0	6	9	5	4	50	3.1
TOTAL	16	1	242	15.1	20	57	.351	3	15	.200	7	20	.350	23	61	84	5.3	19	0	6	9	5	4	50	3.1





10 — MATT CARLINO
 6-2 • 175 • Freshman • Guard
 Scottsdale, Ariz. (Bloomington South HS)

CARLINO NOTES

Last time Out

- Totaled 8 points, 8 assists and 3 rebounds vs. Portland

In 2011-12

- Averaging 13.0 points, 4.7 assists, 3.2 rebounds and 1.0 steal
- Scored in double figures in 14 games
- Shooting 41.9 percent from the field and 73.1 percent from the free throw line
- Posted BYU's first 30-point game of the season with 30 points, including the game-winner, at San Francisco
- Went for 18 points and 5 assists vs. No. 24 Gonzaga
- Scored 22 points and added 6 assists, 1 block and 2 steals vs. UC Santa Barbara
- Posted a double-double vs. Buffalo with 10 points and 11 assists and added 7 rebounds and 3 steals
- Totaled 22 points, 8 assists, 1 block and 1 steal vs. Santa Clara

Other

- Redshirted at BYU in 2010-11 after transferring from UCLA
- Lists former Utah Jazz great, John Stockton, and New York Yankees' closer Mariano Rivera as his sports heroes
- Led Bloomington South to a 23-1 record while averaging 13.4 points, 5.9 rebounds and 4.3 assists per game
- Led Bloomington South to the 4A State Regional Finals and a No. 1 ranking for much of the season

Click/scan for Carlino's bio on BYUcougars.com



11-12 SEASON/CAREER HIGHS

- Points: 30, at San Francisco – 2/16/12
- Points 1st half: 22, at San Francisco – 2/16/12
- Points 2nd half: 16, CSUSM – 12/27/11
- Rebounds: 7, Buffalo – 12/20/11, at San Diego – 1/16/12
- Assists: 11, Buffalo – 12/20/11
- Steals: 4, at San Francisco – 2/16/12
- Blocks: 1, five times, last, at Portland – 2/4/12
- FG made: 13, at San Francisco – 2/16/12
- FG attempts: 23, at Gonzaga – 2/23/12
- 3FG made: 4, Baylor – 12/17/11, at USF – 2/16/12
- 3FG attempts: 9, at Gonzaga – 2/23/12
- FT made: 7, at Portland – 2/4/12
- FT attempts: 8, at Portland – 2/4/12

MISCELLANEOUS

	11-12	Career
Double-Figure Pts:	14 (10-4)	14 (10-4)
20-plus Pts:	3 (3-0)	3 (3-0)
Double-Figure Reb:	0 (0-0)	0 (0-0)
Double-Doubles:	1 (1-0)	1 (1-0)
3-plus Steals:	6 (6-0)	6 (6-0)
3-plus Blocks:	0 (0-0)	0 (0-0)
3-plus 3-point FGs:	7 (4-3)	7 (4-3)
Scoring Leader:	4 (2-2)	4 (2-2)
Rebound Leader:	0 (0-0)	0 (0-0)
Assist Leader:	13 (10-3)	13 (10-3)

2011-12 GAME-BY-GAME

Opponent	Date	GS	Min	FG	FGA	Pct	3FG	FGA	Pct	FT	FTA	Pct	Off	Def	TR	Avg	PF	FO	A	TO	Blk	Stl	Pts	Avg	
at Utah State	11/11/11		DNP																						
BYU-HAWAII	11/15/11		DNP																						
LONGWOOD	11/18/11		DNP																						
PRAIRIE VIEW A&M	11/22/11		DNP																						
vs. Nevada	11/25/11		DNP																						
vs. Wisconsin	11/26/11		DNP																						
vs. Northern Arizona	11/30/11		DNP																						
vs. Oregon	12/03/11		DNP																						
WEBER STATE	12/07/11		DNP																						
at Utah	12/10/11		DNP																						
BAYLOR	12/17/11	24	7	14	.500	4	8	.500	0	0	.000	0	1	1	1.0	4	0	2	4	1	1	18	18.0		
BUFFALO	12/20/11	* 29	3	9	.333	2	5	.400	2	2	1.000	1	6	7	4.0	3	0	11	5	0	3	10	14.0		
UC SANTA BARBARA	12/22/11	* 32	8	14	.571	3	5	.600	3	5	.600	0	2	2	3.3	1	0	6	3	1	2	22	16.7		
CS SAN MARCOS	12/27/11	* 21	6	7	.857	3	4	.750	4	4	1.000	0	2	2	3.0	2	0	0	2	0	3	19	17.3		
at Saint Mary's (CA)	12/29/11	* 27	5	15	.333	3	6	.500	0	0	.000	1	3	4	3.2	4	0	6	3	0	0	13	16.4		
SAN DIEGO	12/31/11	* 20	3	7	.429	2	5	.400	0	0	.000	0	6	6	3.7	5	1	3	2	1	3	8	15.0		
at Loyola Marymount	01/05/12	* 24	2	9	.222	1	7	.143	4	6	.667	1	1	2	3.4	0	0	7	1	0	1	9	14.1		
SAN FRANCISCO	01/07/12	* 31	4	6	.667	2	3	.667	2	2	1.000	0	1	1	3.1	1	0	4	2	0	2	12	13.9		
SANTA CLARA	01/14/12	* 33	7	12	.583	3	6	.500	4	6	.667	0	3	3	3.1	2	0	8	2	1	1	21	14.7		
at San Diego	01/16/12	* 25	5	9	.556	2	4	.500	2	2	1.000	1	6	7	3.5	2	0	2	4	1	0	14	14.6		
LOYOLA MARYMOUNT	01/19/12	* 30	2	10	.200	1	7	.143	0	0	.000	1	3	4	3.5	4	0	3	3	0	0	5	13.7		
at Pepperdine	01/21/12	* 20	0	4	.000	0	1	.000	0	0	.000	0	1	1	3.3	1	0	2	0	0	0	0	12.6		
at Virginia Tech	01/25/12	* 35	3	15	.200	1	8	.125	0	0	.000	1	5	6	3.5	2	0	5	1	0	0	7	12.2		
SAINT MARY'S	01/28/12	* 28	6	15	.400	0	5	.000	3	4	.750	1	2	3	3.5	5	1	3	0	0	0	15	12.4		
GONZAGA	02/02/12	* 28	7	13	.538	1	2	.500	3	4	.750	0	0	0	3.3	3	0	5	3	0	3	18	12.7		
at Portland	02/04/12	* 27	3	11	.273	0	4	.000	7	8	.875	1	3	4	3.3	2	0	4	2	1	1	13	12.8		
PEPPERDINE	02/11/12	* 20	4	11	.364	1	7	.143	1	1	1.000	0	3	3	3.3	0	0	6	3	0	3	10	12.6		
at San Francisco	02/16/12	* 37	13	19	.684	4	7	.571	0	1	.000	0	4	4	3.3	1	0	3	3	0	4	30	13.6		
at Santa Clara	02/18/12	* 22	1	4	.250	0	1	.000	0	0	.000	1	2	3	3.3	2	0	7	2	0	2	2	12.9		
at Gonzaga	02/23/12	* 33	7	23	.304	3	9	.333	1	3	.333	0	2	2	3.3	4	0	3	4	0	2	18	13.2		
PORTLAND	02/25/12	* 32	3	8	.375	0	2	.000	2	4	.500	0	3	3	3.2	1	0	8	2	0	0	8	13.0		
Totals			20	578	99	236	.419	36	107	.336	38	52	.731	9	59	68	3.2	49	2	98	51	6	31	272	13.0

CAREER STATISTICS (ALL GAMES)																									
Year	GP	GS	Min	Avg	FG	FGA	Pct	3FG	FGA	Pct	FT	FTA	Pct	Off	Def	TR	Avg	PF	FO	A	TO	Blk	Stl	Pts	Avg
2011-12	21	20	578	27.5	99	236	.419	36	107	.336	38	52	.731	9	59	68	3.2	49	2	98	51	6	31	272	13.0
TOTAL	21	20	578	27.5	99	236	.419	36	107	.336	38	52	.731	9	59	68	3.2	49	2	98	51	6	31	272	13.0

CAREER STATISTICS (CONFERENCE GAMES)																									
Year	GP	GS	Min	Avg	FG	FGA	Pct	3FG	FGA	Pct	FT	FTA	Pct	Off	Def	TR	Avg	PF	FO	A	TO	Blk	Stl	Pts	Avg
2011-12	16	16	437	27.3	72	177	.407	23	77	.299	29	41	.707	7	43	50	3.1	37	2	74	36	4	22	196	12.3
TOTAL	16	16	437	27.3	72	177	.407	23	77	.299	29	41	.707	7	43	50	3.1	37	2	74	36	4	22	196	12.3





12 — JOSH SHARP
 6-7 • 185 • Freshman • Forward
 Highland, Utah (Utah)

SHARP NOTES

Last time Out

- Played 1 minute vs. Portland

In 2011-12

- Has played in 24 games this year
- Has had at least 1 offensive rebound in 11 games
- Averages 1.3 points and 1.5 rebounds
- Knocked down first career 3-pointer vs. Prairie View A&M
- 40.9 percent FG shooting

Other

- Parents are Joe and Debbie Sharp
- Served a mission for The Church of Jesus Christ of Latter-day Saints in Houston
- Played for Quincy Lewis at Lone Peak High School
- Helped the Knights to back-to-back state titles in 2007-08
- Named first-team all-state by the Deseret News and Salt Lake Tribune
- A team captain as a senior
- Averaged 13.5 points and 6.3 rebounds as a senior
- Redshirted the 2008-09 season at Utah

Click/scan for Sharp's bio on BYUcougars.com



11-12 SEASON/CAREER HIGHS

Points: 5, BYU-Hawaii – 11/15/11
 Points 1st half: 4, Buffalo – 12/20/11
 Points 2nd half: 5, BYU-Hawaii – 11/15/11, PVAMU – 11/22/11
 Rebounds: 6, BYU-Hawaii – 11/15/11; PVAMU – 11/22/11
 Assists: 3, Longwood – 11/18/11
 Steals: 1, three times, last, San Diego – 12/31/11
 Blocks: 1, three times, last at Gonzaga – 2/23/12
 FG made: 2, three times, last, Buffalo – 12/20/11
 FG attempts: 4, at Utah State – 11/11/11
 3FG made: 1, Prairie View A&M – 11/22/11
 3FG attempts: 1, four times, last, CSUSM – 1/27/11
 FT made: 3, Pepperdine – 2/11/12
 FT attempts: 4, CSUSM – 12/27/11, Pepperdine – 2/11/12

2011-12 GAME-BY-GAME

Opponent	Date	GS	Min	FG	FGA	Pct	3FG	FGA	Pct	FT	FTA	Pct	Off	Def	TR	Avg	PF	FO	A	TO	Blk	Stl	Pts	Avg
at Utah State	11/11/11	15	1	4	.250	0	0	.000	0	0	.000	0	0	0	0	0	0	0	0	0	0	0	2	2.0
BYU-HAWAII	11/15/11	12	2	3	.667	0	0	.000	1	3	.333	2	4	6	5.0	2	0	1	0	0	1	5	3.5	
LONGWOOD	11/18/11	17	0	1	.000	0	0	.000	1	2	.500	1	3	4	4.7	3	0	3	1	0	0	1	2.7	
PRAIRIE VIEW A&M	11/22/11	22	2	2	1.000	1	1	1.000	0	0	.000	1	5	6	5.0	2	0	1	1	0	0	5	3.3	
vs Nevada	11/25/11	10	0	0	.000	0	0	.000	0	0	.000	0	1	1	4.2	1	0	0	2	0	0	0	0	2.6
vs Wisconsin	11/26/11	1	0	0	.000	0	0	.000	0	0	.000	1	0	1	3.7	0	0	0	0	0	0	0	0	2.2
vs Northern Arizona	11/30/11	16	1	2	.500	0	1	.000	0	0	.000	1	0	1	3.3	3	0	2	3	0	0	2	2.1	
vs Oregon	12/03/11	2	0	0	.000	0	0	.000	0	0	.000	0	0	0	2.9	1	0	0	1	0	0	0	1.9	
WEBER STATE	12/07/11	3	0	0	.000	0	0	.000	0	0	.000	0	0	0	2.6	0	0	0	1	0	0	0	1.7	
at Utah	12/10/11																							
BAYLOR	12/17/11																							
BUFFALO	12/20/11	14	2	3	.667	0	1	.000	0	0	.000	0	0	0	2.3	0	0	1	0	0	0	4	1.9	
UC SANTA BARBARA	12/22/11	3	0	0	.000	0	0	.000	0	0	.000	0	0	0	2.1	0	0	0	0	0	0	0	0	1.7
CS SAN MARCOS	12/27/11	15	1	3	.333	0	1	.000	2	4	.500	2	2	4	2.3	0	0	1	1	0	1	4	1.9	
at Saint Mary's (CA)	12/29/11	1	0	0	.000	0	0	.000	2	2	1.000	1	0	1	2.2	0	0	0	0	0	0	2	1.9	
SAN DIEGO	12/31/11	5	0	0	.000	0	0	.000	0	0	.000	1	1	2	2.1	0	0	1	1	1	1	1	0	1.8
at Loyola Marymount	01/05/12																							
SAN FRANCISCO	01/07/12	11	0	1	.000	0	0	.000	1	2	.500	0	0	0	2.0	1	0	0	0	1	0	1	1.7	
SANTA CLARA	01/14/12	2	0	0	.000	0	0	.000	2	2	1.000	0	1	1	1.9	0	0	0	0	0	0	2	1.8	
at San Diego	01/16/12	6	0	0	.000	0	0	.000	1	2	.500	0	0	0	1.8	1	0	0	0	0	0	1	1.7	
LOYOLA MARYMOUNT	01/19/12	2	0	0	.000	0	0	.000	0	0	.000	0	1	1	1.8	0	0	0	1	0	0	0	1.6	
at Pepperdine	01/21/12																							
at Virginia Tech	01/25/12																							
SAINT MARY'S	01/28/12	1	0	0	.000	0	0	.000	0	0	.000	1	0	1	1.7	0	0	0	0	0	0	0	1.5	
GONZAGA	02/02/12																							
at Portland	02/04/12	5	0	0	.000	0	0	.000	1	2	.500	0	0	0	1.7	0	0	0	0	0	0	1	1.5	
PEPPERDINE	02/11/12	7	0	1	.000	0	1	.000	3	4	.750	0	0	0	1.6	1	0	1	0	0	0	3	1.6	
at San Francisco	02/16/12	2	0	1	.000	0	0	.000	0	0	.000	0	0	0	1.5	1	0	0	0	0	0	0	1.5	
at Santa Clara	02/18/12	2	0	0	.000	0	0	.000	0	0	.000	0	1	1	1.5	1	0	0	0	0	0	0	1.4	
at Gonzaga	02/23/12	18	0	1	.000	0	0	.000	0	0	.000	3	0	3	1.5	2	0	1	0	1	1	1	1.4	
PORTLAND	02/25/12	1	0	0	.000	0	0	.000	0	0	.000	0	0	0	1.5	0	0	0	0	0	0	0	1.3	
Totals		0	193	9	22	.409	1	5	.200	14	23	.609	16	21	37	1.5	21	0	12	12	3	4	33	1.3

CAREER STATISTICS (ALL GAMES)																									
Year	GP	GS	Min	Avg	FG	FGA	Pct	3FG	FGA	Pct	FT	FTA	Pct	Off	Def	TR	Avg	PF	FO	A	TO	Blk	Stl	Pts	Avg
2011-12	25	0	193	7.7	9	22	.409	1	5	.200	14	23	.609	16	21	37	1.5	21	0	12	12	3	4	33	1.3
TOTAL	25	0	193	7.7	9	22	.409	1	5	.200	14	23	.609	16	21	37	1.5	21	0	12	12	3	4	33	1.3

CAREER STATISTICS (CONFERENCE GAMES)																									
Year	GP	GS	Min	Avg	FG	FGA	Pct	3FG	FGA	Pct	FT	FTA	Pct	Off	Def	TR	Avg	PF	FO	A	TO	Blk	Stl	Pts	Avg
2011-12	13	0	63	4.8	0	4	.000	0	1	.000	10	14	.714	6	4	10	0.8	7	0	3	2	3	2	10	0.8
TOTAL	13	0	63	4.8	0	4	.000	0	1	.000	10	14	.714	6	4	10	0.8	7	0	3	2	3	2	10	0.8





13 — BROCK ZYLSTRA
6-6 • 210 • Junior • Guard
La Verne, Calif. (Bonita HS)

ZYLSTRA NOTES

Last time Out

- Scored 20 points, made 4 treys and had a career-high 9 rebounds vs. Portland

In 2011-12

- Played in every game but 1 and has started 24
- Shot a perfect 8 of 8 from the field and made 6 treys vs. San Francisco. The six consecutive threes made ties a BYU record for consecutive 3-pointers in a single game (Jonathan Tavernari 2007, Nate Call 1991)
- Scored a career-high 26 points against Buffalo to go with 4 assists and 4 steals
- Averages 8.4 points, 4.0, 1.9 assists and 1.2 steals
- Has at least 1 steal in 23 games
- 45.8 percent FG shooting and 37.4 percent 3-point FG shooting

Other

- Parents are Dave and Maxine Zylstra
- Wife's name is Sarah and they have a daughter, Sophia
- Served a mission for The Church of Jesus Christ of Latter-day Saints in New Zealand
- Recruited by Yale, Harvard, UC Davis, UC Irvine, UC Santa Barbara and Dartmouth
- Averaged 22 points, 12 rebounds, three steals and one block per game as a senior at Bonita HS

Click/scan for Zylstra's bio on BYUcougars.com



11-12 SEASON HIGHS

Points: 26, Buffalo – 12/20/11
Points 1st half: 15, vs. Northern Arizona – 11/30/11
Points 2nd half: 14, at San Diego – 1/16/12
Rebounds: 9, Portland – 2/25/12
Assists: 5, UCSB – 12/22/11
Steals: 4, Buffalo – 12/20/11
Blocks: 1, Weber State – 12/7/11, UCSB, 12/22/11
FG made: 9, Buffalo – 12/20/11
FG attempts: 16, Buffalo – 12/20/11
3FG made: 6, vs. San Francisco – 1/7/12
3FG attempts: 10, Buffalo – 12/20/11
FT made: 4, Buffalo – 12/20/11, Portland – 2/25/12
FT attempts: 6, Portland – 2/25/12

CAREER HIGHS

Points: 26, Buffalo – 12/20/11
Rebounds: 9, Portland – 2/25/12
Assists: 5, UCSB – 12/22/11
Steals: 4, Buffalo – 12/20/11
Blocks: 1, three times, last, UCSB – 12/22/11
FG made: 9, Buffalo – 12/20/11
FG attempts: 16, Buffalo – 12/20/11
3FG made: 6, vs. San Francisco – 1/7/12
3FG attempts: 10, Buffalo – 12/20/11
FT made: 4, Buffalo – 12/20/11
FT attempts: 6, Portland – 2/25/12

MISCELLANEOUS

	11-12	Career
Double-Figure Pts:	8 (8-0)	9 (9-0)
20-plus Pts:	4 (4-0)	4 (4-0)
Double-Figure Reb:	0 (0-0)	0 (0-0)
Double-Doubles:	0 (0-0)	0 (0-0)
3-plus Steals:	3 (2-1)	3 (2-1)
3-plus Blocks:	0 (0-0)	0 (0-0)
3-plus 3-point FGs:	6 (6-0)	7 (7-0)
Scoring Leader:	4 (4-0)	4 (4-0)
Rebound Leader:	2 (2-0)	2 (2-0)
Assist Leader:	1 (0-1)	1 (0-1)

2011-12 GAME-BY-GAME

Opponent	Date	GS	Min	FG	FGA	Pct	3FG	FGA	Pct	FT	FTA	Pct	Off	Def	TR	Avg	PF	FO	A	TO	Blk	Stl	Pts	Avg	
at Utah State	11/11/11	*	31	1	4	.250	0	3	.000	0	0	.000	0	3	3	3.0	3	0	3	5	0	1	2	2.0	
BYU-HAWAII	11/15/11	*	32	3	9	.333	1	4	.250	0	0	.000	3	3	6	4.5	2	0	1	5	0	1	7	4.5	
LONGWOOD	11/18/11	*	18	2	5	.400	2	3	.667	0	0	.000	1	0	1	3.3	1	0	1	0	0	1	6	5.0	
PRAIRIE VIEW A&M	11/22/11	*	14	2	4	.500	2	4	.500	2	2	1.000	1	3	4	3.5	3	0	1	2	0	1	8	5.8	
vs Nevada	11/25/11	*	30	3	7	.429	2	5	.400	0	0	.000	1	1	2	3.2	1	0	2	0	0	1	8	6.2	
vs Wisconsin	11/26/11	*	22	2	7	.286	0	4	.000	0	0	.000	1	4	5	3.5	1	0	0	0	0	1	4	5.8	
vs Northern Arizona	11/30/11	*	26	8	10	.800	5	6	.833	2	2	1.000	1	2	3	3.4	3	0	1	1	0	1	23	8.3	
vs Oregon	12/03/11	*	26	2	6	.333	1	4	.250	2	3	.667	0	0	0	3.0	1	0	3	0	0	2	7	8.1	
WEBER STATE	12/07/11	*	27	6	11	.545	3	5	.600	0	0	.000	0	6	6	3.3	1	0	2	0	1	1	15	8.9	
at Utah	12/10/11	*	28	2	6	.333	2	5	.400	0	0	.000	1	1	2	3.2	1	0	4	1	0	0	6	8.6	
BAYLOR	12/17/11	*	38	1	4	.250	1	2	.500	1	2	.500	0	7	7	3.5	1	0	3	3	0	1	4	8.2	
BUFFALO	12/20/11	*	36	9	16	.563	4	10	.400	4	4	1.000	0	2	2	3.4	1	0	4	2	0	4	26	9.7	
UC SANTA BARBARA	12/22/11	*	32	3	5	.600	2	4	.500	1	4	.250	1	6	7	3.7	3	0	5	4	1	1	9	9.6	
CS SAN MARCOS	12/27/11	*	21	1	2	.500	1	2	.500	0	0	.000	1	3	4	3.7	0	0	2	1	0	2	3	9.1	
at Saint Mary's (CA)	12/29/11	*	32	2	3	.667	0	1	.000	0	1	.000	1	1	2	3.6	4	0	3	1	0	0	4	8.8	
SAN DIEGO	12/31/11	*	28	2	6	.333	1	5	.200	3	4	.750	1	5	6	3.8	2	0	3	1	0	0	8	8.8	
at Loyola Marymount	01/05/12	*	29	0	1	.000	0	1	.000	0	0	.000	1	4	5	3.8	4	0	3	2	0	0	0	8.2	
SAN FRANCISCO	01/07/12	*	25	8	8	1.000	6	6	1.000	0	0	.000	0	6	6	3.9	2	0	3	3	0	1	22	9.0	
SANTA CLARA	01/14/12	*	29	3	6	.500	1	3	.333	0	0	.000	0	4	4	3.9	2	0	2	1	0	1	7	8.9	
at San Diego	01/16/12	*	33	6	11	.545	5	8	.625	0	0	.000	0	7	7	4.1	0	0	1	2	0	3	17	9.3	
LOYOLA MARYMOUNT	01/19/12	*	35	2	7	.286	1	5	.200	2	4	.500	3	3	6	4.2	3	0	0	1	0	2	7	9.2	
at Pepperdine	01/21/12	*	36	1	6	.167	0	4	.000	3	5	.600	2	5	7	4.3	1	0	1	1	0	2	5	9.0	
at Virginia Tech	01/25/12	*	27	1	5	.200	1	5	.200	0	0	.000	0	0	0	4.1	4	0	2	0	0	0	3	8.7	
SAINT MARY'S	01/28/12	*	28	0	5	.000	0	4	.000	1	2	.500	3	1	4	4.1	1	0	3	2	1	3	1	8.4	
GONZAGA	02/02/12		25	2	3	.667	0	1	.000	0	0	.000	0	4	4	4.1	2	0	1	1	0	2	4	8.2	
at Portland	02/04/12		28	3	5	.600	0	2	.000	6	9	.667	2	3	5	4.2	3	0	0	1	0	1	12	8.4	
PEPPERDINE	02/11/12		DNP																						
at San Francisco	02/16/12		18	1	5	.200	0	3	.000	1	2	.500	1	3	4	4.1	0	0	1	1	0	1	3	8.2	
at Santa Clara	02/18/12		26	5	6	.833	2	3	.667	0	0	.000	0	5	5	4.2	1	0	1	1	1	0	12	8.3	
at Gonzaga	02/23/12		17	0	5	.000	0	4	.000	0	0	.000	0	0	0	4.0	2	0	0	0	0	0	0	8.0	
PORTLAND	02/25/12		37	6	12	.500	4	8	.500	4	6	.667	3	6	9	4.2	0	0	1	1	0	1	20	8.4	
Totals			24	834	87	189	.460	47	123	.382	32	50	.640	28	98	126	4.2	53	0	57	43	4	35	253	8.4

CAREER STATISTICS (ALL GAMES)																									
Year	GP	GS	Min	Avg	FG	FGA	Pct	3FG	FGA	Pct	FT	FTA	Pct	Off	Def	TR	Avg	PF	FO	A	TO	Blk	Stl	Pts	Avg
2009-10	20	0	63	3.2	7	18	.389	0	3	.000	5	8	.625	2	11	13	0.7	4	0	2	4	1	1	19	1.0
2010-11	29	0	150	5.2	10	32	.313	6	22	.273	7	12	.583	5	19	24	0.8	13	0	9	4	0	8	33	1.1
2011-12	30	24	834	27.8	87	189	.460	47	123	.382	32	50	.640	28	98	126	4.2	53	0	57	43	4	35	253	8.4
TOTAL	79	24	1047	13.3	104	239	.435	53	148	.358	44	70	.629	35	128	163	2.1	70	0	68	51	5	44	305	3.9

CAREER STATISTICS (CONFERENCE GAMES)																									
Year	GP	GS	Min	Avg	FG	FGA	Pct	3FG	FGA	Pct	FT	FTA	Pct	Off	Def	TR	Avg	PF	FO	A	TO	Blk	Stl	Pts	Avg
2009-10	8	0	24	3.0	3	7	.429	0	1	.000	2	4	.500	1	1	2	0.3	2	0	1	2	0	0	8	1.0
2010-11	11	0	40	3.6	2	7	.286	0	3	.000	3	7	.429	2	5	7	0.6	4	0	2	0	0	2	7	0.6
2011-12	15	9	426	28.4	41	88	.466	20	57	.351	20	33	.606	17	57	74	4.9	27	0	23	19	2	17	122	8.1
TOTAL	34	9	490	14.4	46	102	.451	20	61	.328	25	44	.568	20	63	83	2.4	33	0	26	21	2	19	137	4.0





14 — NICK MARTINEAU
6-0 • 170 • Junior • Guard
Fruit Heights, Utah (Davis HS)

MARTINEAU NOTES

Last time Out
 Played 1 minute vs. Portland

In 2011-12

- Had 3 rebounds, 2 assists and 1 steal vs. CSUSM
- Posted 5 points and 1 rebound vs. Pepperdine
- Played 7 minutes vs. Prairie View A&M and tallied 2 rebounds, 2 assists and 1 steal
- Played 2 minutes vs. BYU-Hawaii and scored 1 point (1-2 FT)
- Made one 3-pointer vs. Longwood and vs. San Diego

Other

- Parents are Chris and Sherrie and has three brothers and one sister
- Wife's name is Karli
- Served a mission for The Church of Jesus Christ of Latter-day Saints in Chile
- Also recruited by Southern Utah, Penn, Columbia, Princeton, Stanford, Air Force, Utah State and Utah
- Averaged 15 points and six assists per game at Davis High School, earning first-team all-state honors as a senior
- Named Salt Lake Tribune second-team all-state and Deseret News third-team all-state his junior season
- Earned first-team all-state accolades as a wide receiver in football
- Honored by the National Football Foundation Hall of Fame

Click/scan for Martineau's bio on BYUcougars.com



11-12 SEASON HIGHS

Points: 5, Pepperdine – 2/11/12
 Points 1st half: —
 Points 2nd half: 3, Longwood – 11/18/11, San Diego – 12/31/11
 Rebounds: — 3, CSUSM – 12/27/11
 Assists: — 2, Prairie View A&M – 11/22/11, CSUSM – 12/27/11
 Steals: — 1, Prairie View A&M – 11/22/11, CSUSM – 12/27/11
 Blocks: —
 FG made: — 2, Pepperdine – 2/11/12
 FG attempts: — 2, CSUSM – 12/27/11
 3FG made: — 1, three times, last, Pepperdine – 2/11/12
 3FG attempts: — 2, Pepperdine – 2/11/12
 FT made: 1, BYU-Hawaii – 11/15/11
 FT attempts: 2, BYU-Hawaii – 11/15/11

CAREER HIGHS

Points: 6, Loyola Marymount – 01/03/08
 Rebounds: 3, CSUSM – 12/27/11
 Assists: 4, Loyola Marymount – 01/03/08
 Steals: 2, Chicago State – 11/20/10
 Blocks: —
 FG made: 2, Mississippi Valley – 11/23/10, Pepperdine – 2/11/12
 FG attempts: 3, twice, last vs Hawaii – 12/04/10
 3FG made: 1, 7 times, last, Pepperdine – 2/11/12
 3FG attempts: 2, 4 times, last, Pepperdine – 2/11/12
 FT made: 4, Loyola Marymount – 01/03/08
 FT attempts: 4, Loyola Marymount – 01/03/08

MISCELLANEOUS

	11-12	Career
Double-Figure Pts:	0 (0-0)	0 (0-0)
20-plus Pts:	0 (0-0)	0 (0-0)
Double-Figure Reb:	0 (0-0)	0 (0-0)
Double-Doubles:	0 (0-0)	0 (0-0)
3-plus Steals:	0 (0-0)	0 (0-0)
3-plus Blocks:	0 (0-0)	0 (0-0)
3-plus 3-point FGs:	0 (0-0)	0 (0-0)
Scoring Leader:	0 (0-0)	0 (0-0)
Rebound Leader:	0 (0-0)	0 (0-0)
Assist Leader:	0 (0-0)	0 (0-0)

2011-12 GAME-BY-GAME

Opponent	Date	GS	Min	FG	FGA	Pct	3FG	FGA	Pct	FT	FTA	Pct	Off	Def	TR	Avg	PF	FO	A	TO	Blk	Stl	Pts	Avg
at Utah State	11/11/11		DNP																					
BYU-HAWAII	11/15/11	2	0	0	.000	0	0	.000	1	2	.500	0	0	0	0.0	0	0	0	0	0	0	1	1.0	
LONGWOOD	11/18/11	3	1	1	1.000	1	1	1.000	0	0	.000	0	0	0	0.0	0	0	0	0	0	0	3	2.0	
PRAIRIE VIEW A&M	11/22/11	7	0	0	.000	0	0	.000	0	0	.000	0	2	2	0.7	0	0	2	0	1	0	1.3		
vs Nevada	11/25/11	1	0	1	.000	0	0	.000	0	0	.000	0	0	0	0.5	0	0	0	0	0	0	1.0		
vs Wisconsin	11/26/11	1	0	0	.000	0	0	.000	0	0	.000	0	0	0	0.4	0	0	0	0	0	0	0.8		
vs Northern Arizona	11/30/11	5	0	1	.000	0	0	.000	0	0	.000	0	0	0	0.3	0	0	1	1	0	0	0.7		
vs. Oregon	12/3/11		DNP																					
WEBER STATE	12/07/11	5	1	1	1.000	0	0	.000	0	0	.000	0	0	0	0.3	0	0	1	1	0	0	2	0.9	
at Utah	12/10/11	1	0	0	.000	0	0	.000	0	0	.000	0	1	1	0.4	0	0	0	0	0	0	0.8		
BAYLOR	12/17/11		DNP																					
BUFFALO	12/20/11	1	0	1	.000	0	0	.000	0	0	.000	0	0	0	0.3	0	0	0	0	0	0	0.7		
UC SANTA BARBARA	12/22/11	1	0	0	.000	0	0	.000	0	0	.000	0	0	0	0.3	0	0	0	0	0	0	0.6		
CS SAN MARCOS	12/27/11	5	0	2	.000	0	1	.000	0	0	.000	1	2	3	0.5	1	0	2	1	0	1	0.5		
at Saint Mary's (CA)	12/29/11		DNP																					
SAN DIEGO	12/31/11	5	1	1	1.000	1	1	1.000	0	0	.000	0	0	0	0.5	0	0	0	0	0	3	0.8		
at Loyola Marymount	01/05/12		DNP																					
SAN FRANCISCO	01/07/12	3	0	1	.000	0	0	.000	0	0	.000	0	0	0	0.5	0	0	0	0	0	0	0.7		
SANTA CLARA	01/14/12		DNP																					
at San Diego	01/16/12	2	0	0	.000	0	0	.000	0	0	.000	0	0	0	0.4	0	0	0	0	0	0	0.6		
LOYOLA MARYMOUNT	01/19/12		DNP																					
at Pepperdine	01/21/12		DNP																					
at Virginia Tech	01/25/12		DNP																					
SAINT MARY'S	01/28/12		DNP																					
GONZAGA	02/02/12		DNP																					
at Portland	02/04/12		DNP																					
PEPPERDINE	02/11/12	7	2	4	.500	1	2	.500	0	0	.000	0	1	1	0.5	0	0	0	0	0	0	5	0.9	
at San Francisco	02/16/12		DNP																					
at Santa Clara	02/18/12	1	0	0	.000	0	0	.000	0	0	.000	0	0	0	0.4	0	0	0	0	0	0	0.9		
at Gonzaga	02/23/12		DNP																					
PORTLAND	02/25/12	1	0	0	.000	0	0	.000	0	0	.000	0	0	0	0.4	1	0	0	0	0	0	0.8		
Totals		0	51	5	13	.385	3	5	.600	1	2	.500	1	6	7	0.4	2	0	6	3	0	2	14	0.8

CAREER STATISTICS (ALL GAMES)

Year	GP	GS	Min	Avg	FG	FGA	Pct	3FG	FGA	Pct	FT	FTA	Pct	Off	Def	TR	Avg	PF	FO	A	TO	Blk	Stl	Pts	Avg
2007-08	20	0	115	5.8	4	14	.286	1	5	.200	4	6	.667	2	6	8	0.4	13	0	14	9	0	3	13	0.7
2010-11	25	0	121	4.8	6	22	.273	3	12	.250	2	2	1.000	0	11	11	0.4	7	0	14	4	0	5	17	0.7
2011-12	17	0	51	3.0	5	13	.385	3	5	.600	1	2	.500	1	6	7	0.4	2	0	6	3	0	2	14	0.8
TOTAL	62	0	287	4.6	15	49	.306	7	22	.318	7	10	.700	3	23	26	0.4	22	0	34	16	0	10	44	0.7

CAREER STATISTICS (CONFERENCE GAMES)

Year	GP	GS	Min	Avg	FG	FGA	Pct	3FG	FGA	Pct	FT	FTA	Pct	Off	Def	TR	Avg	PF	FO	A	TO	Blk	Stl	Pts	Avg
2007-08	7	0	24	3.4	0	4	.000	0	2	.000	0	2	.000	0	1	1	0.1	2	0	0	3	0	2	0	0.0
2010-11	8	0	11	1.4	0	3	.000	0	1	.000	0	0	.000	0	0	0	0.0	2	0	1	0	0	0	0	0.0
2011-12	6	0	19	3.2	3	6	.500	2	3	.667	0	0	.000	0	1	1	0.2	1	0	0	0	0	0	8	1.3
TOTAL	21	0	54	2.6	3	13	.231	2	6	.333	0	2	.000	0	2	2	0.1	5	0	1	3	0	2	8	0.4





20 — ANSON WINDER
 6-3 • 195 • Freshman • Guard
 Las Vegas, Nev. (Bishop Gorman HS)

WINDER NOTES

Last time Out

Posted 2 points, 3 rebounds and 1 steal vs. Portland

In 2011-12

- Started 13 games and has played in 30 games
- BYU's assist leader in 7 games
- Got first start in 14 games vs. Gonzaga and posted 10 points, 5 assists, 4 boards and 3 steals
- Hit 7 of 8 from the field and 6 of 7 from downtown for a career-best 20 points vs. Buffalo
- Had 9 points, 4 rebounds, 4 assists and 4 steals against Nevada, his first career start
- Averages 4.5 points, 1.8 assists, 1.6 rebounds and 1.1 steals

Other

- Parents are Chuck Winder and Teresa Williams
- Also recruited by Nevada, SMU, Portland, UC Riverside and Idaho
- Helped lead Bishop Gorman to back-to-back Nevada 4A state titles
- Averaged 17 points and seven boards as a senior and led Bishop Gorman to a 30-2 record
- Earned first-team all-Southwest League and first-team all-Sunset Division honors
- As a junior averaged 13.8 points, 8.2 rebounds and 3.0 assists and helped Bishop Gorman to a 28-5 record
- Earned all-tournament honors at the Wyoming Energy Classic

Click/scan for Winder's bio on BYUcougars.com



11-12 SEASON/CAREER HIGHS

Points: 20, Buffalo -- 12/20/11
 Points 1st half: 17, Buffalo -- 12/20/11
 Points 2nd half: 7 vs. Oregon -- 12/3/11
 Rebounds: 4, vs Nevada -- 11/25/11, Gonzaga -- 2/2/12
 Assists: 9, vs Northern Arizona -- 11/30/11
 Steals: 4, vs Nevada -- 11/25/11
 Blocks: 2, vs Northern Arizona -- 11/30/11
 FG made: 7, Buffalo -- 12/20/11
 FG attempts: 9, vs Nevada -- 11/25/11
 3FG made: 6, Buffalo -- 12/20/11
 3FG attempts: 7, Buffalo -- 12/20/11
 FT made: 3, Prairie View A&M -- 11/22/11, UCSB -- 12/22/11
 FT attempts: 5, Longwood -- 11/18/11

MISCELLANEOUS

	11-12	Career
Double-Figure Pts:	5 (5-0)	5 (5-0)
20-plus Pts:	1 (1-0)	1 (1-0)
Double-Figure Reb:	0 (0-0)	0 (0-0)
Double-Doubles:	0 (0-0)	0 (0-0)
3-plus Steals:	7 (5-2)	7 (5-2)
3-plus Blocks:	0 (0-0)	0 (0-0)
3-plus 3-point FGs:	2 (2-0)	2 (2-0)
Scoring Leader:	0 (0-0)	0 (0-0)
Rebound Leader:	1 (1-0)	1 (1-0)
Assist Leader:	7 (7-0)	7 (7-0)

2011-12 GAME-BY-GAME

Opponent	Date	GS	Min	FG	FGA	Pct	3FG	FGA	Pct	FT	FTA	Pct	Off	Def	TR	Avg	PF	FO	A	TO	Blk	Stl	Pts	Avg	
at Utah State	11/11/11		DNP																						
BYU-HAWAII	11/15/11	2	0	0	.000	0	0	.000	0	0	.000	0	1	1	1.0	0	0	0	0	0	0	0	0	0.0	
LONGWOOD	11/18/11	25	2	5	.400	2	4	.500	2	5	.400	0	1	1	1.0	1	0	5	0	0	0	0	8	4.0	
PRAIRIE VIEW A&M	11/22/11	21	3	5	.600	2	4	.500	3	3	1.000	0	3	3	1.7	2	0	4	2	0	0	11	6.3		
vs Nevada	11/25/11	* 38	4	9	.444	0	4	.000	1	2	.500	0	4	4	2.3	2	0	4	3	0	4	9	7.0		
vs Wisconsin	11/26/11	* 21	0	0	.000	0	0	.000	0	0	.000	0	0	0	1.8	0	0	3	1	0	0	0	5.6		
vs Northern Arizona	11/30/11	* 22	1	3	.333	0	1	.000	1	2	.500	0	2	2	1.8	1	0	9	3	2	3	3	5.2		
vs Oregon	12/03/11	* 37	4	8	.500	2	5	.400	0	1	.000	1	1	2	1.9	0	6	3	0	1	10	5.9			
WEBER STATE	12/07/11	* 19	0	3	.000	0	3	.000	0	0	.000	0	1	1	1.8	1	0	1	0	1	0	0	5.1		
at Utah	12/10/11	* 12	0	5	.000	0	4	.000	1	2	.500	1	1	2	1.8	1	0	0	2	0	0	1	4.7		
BAYLOR	12/17/11	3	0	0	.000	0	0	.000	1	2	.500	0	0	0	1.6	0	0	0	0	0	0	0	1	4.3	
BUFFALO	12/20/11	19	7	8	.875	6	7	.857	0	0	.000	0	0	1.5	0	2	3	0	2	3	1	20	5.7		
UC SANTA BARBARA	12/22/11	13	0	2	.000	0	2	.000	3	4	.750	0	3	3	1.6	0	0	0	0	0	0	0	3	5.5	
CS SAN MARCOS	12/27/11	14	0	6	.000	0	4	.000	0	0	.000	0	1	1	1.5	1	0	1	0	0	0	0	5.1		
at Saint Mary's (CA)	12/29/11	21	3	7	.429	2	3	.667	0	0	.000	0	1	1	1.5	0	0	1	0	0	3	8	5.3		
SAN DIEGO	12/31/11	16	0	2	.000	0	2	.000	0	0	.000	0	0	0	1.4	1	0	5	2	0	1	0	4.9		
at Loyola Marymount	01/05/12	9	0	2	.000	0	2	.000	2	2	1.000	0	1	1	1.4	1	0	0	1	0	3	2	4.8		
SAN FRANCISCO	01/07/12	9	1	2	.500	1	1	1.000	2	2	1.000	0	2	2	1.4	4	0	2	2	0	0	5	4.8		
SANTA CLARA	01/14/12	4	0	0	.000	0	0	.000	0	0	.000	0	1	1	1.4	0	0	0	0	1	0	1	0	4.5	
at San Diego	01/16/12	5	0	0	.000	0	0	.000	0	0	.000	0	1	1	1.4	0	0	0	0	0	0	0	0	4.3	
LOYOLA MARYMOUNT	01/19/12	9	1	5	.200	0	4	.000	0	0	.000	0	0	0	1.3	0	0	0	0	0	1	2	4.2		
at Pepperdine	01/21/12	4	0	1	.000	0	1	.000	0	0	.000	0	0	0	1.2	0	0	0	0	0	0	0	0	4.0	
at Virginia Tech	01/25/12	14	1	3	.333	0	1	.000	1	2	.500	0	1	1	1.2	0	0	0	0	0	3	3	3.9		
SAINT MARY'S	01/28/12	25	3	5	.600	1	2	.500	1	2	.500	1	3	4	1.3	3	0	0	0	0	3	8	4.1		
GONZAGA	02/02/12	* 27	4	8	.500	1	4	.250	1	2	.500	0	4	4	1.5	2	0	5	0	0	3	10	4.3		
at Portland	02/04/12	* 16	0	2	.000	0	2	.000	0	0	.000	0	0	0	1.4	2	0	1	0	0	1	0	4.2		
PEPPERDINE	02/11/12	* 19	3	8	.375	3	7	.429	1	2	.500	0	3	3	1.5	3	0	1	1	0	0	10	4.4		
at San Francisco	02/16/12	* 22	3	5	.600	0	0	.000	2	2	1.000	0	6	6	1.6	2	2	1	0	1	0	1	8	4.5	
at Santa Clara	02/18/12	* 14	3	8	.375	1	4	.250	0	0	.000	0	0	0	1.6	2	0	2	1	0	1	7	4.6		
at Gonzaga	02/23/12	* 12	2	5	.400	1	3	.333	0	0	.000	0	1	1	1.6	4	0	0	1	0	1	5	4.6		
PORTLAND	02/25/12	* 26	0	2	.000	0	1	.000	2	2	1.000	0	3	3	1.6	2	0	0	1	0	1	2	4.5		
Totals			13	498	45	119	.378	22	75	.293	24	37	.649	3	45	48	1.6	35	0	54	28	3	32	136	4.5

CAREER STATISTICS (ALL GAMES)																									
Year	GP	GS	Min	Avg	FG	FGA	Pct	3FG	FGA	Pct	FT	FTA	Pct	Off	Def	TR	Avg	PF	FO	A	TO	Blk	Stl	Pts	Avg
2011-12	30	13	498	16.6	45	119	.378	22	75	.293	24	37	.649	3	45	48	1.6	35	0	54	28	3	32	136	4.5
TOTAL	30	13	498	16.6	45	119	.378	22	75	.293	24	37	.649	3	45	48	1.6	35	0	54	28	3	32	136	4.5

CAREER STATISTICS (CONFERENCE GAMES)																									
Year	GP	GS	Min	Avg	FG	FGA	Pct	3FG	FGA	Pct	FT	FTA	Pct	Off	Def	TR	Avg	PF	FO	A	TO	Blk	Stl	Pts	Avg
2011-12	16	7	238	14.9	23	62	.371	10	36	.278	11	14	.786	1	26	27	1.7	26	0	19	11	0	20	67	4.2
TOTAL	16	7	238	14.9	23	62	.371	10	36	.278	11	14	.786	1	26	27	1.7	26	0	19	11	0	20	67	4.2





21 — STEPHEN ROGERS
 6-8 • 195 • Junior • Forward
 Mesa, Ariz. (Mesa CC)

ROGERS NOTES

Last time Out

- Did not play vs. Portland

In 2011-12

- Has played in 16 games and started two
- Scored 15 points in 18 minutes vs. Weber State
- Had 17 points vs. Longwood and 18 vs. Prairie View A&M
- Averages 6.8 points, 1.8 rebounds and 1.4 assists
- 47.1 percent FG shooting
- Has missed significant time due to a knee injury

Other

- Parents are Kimball and Sharon Rogers and is the youngest of seven children
- Wife's name is Ginny
- Served a mission for The Church of Jesus Christ of Latter-day Saints in Cleveland, Ohio
- Earned junior college All-America honors while leading Mesa CC to a 25-7 record (2009-10)
- Averaged 21.3 points, 5.3 rebounds, 1.5 assists and 1.3 steals and made 85 threes and shot .499 from the field, .427 from three and .810 from the free throw line
- Redshirted one season at Arizona State prior to playing at Mesa

Click/scan for Rogers' bio on BYUcougars.com



11-12 SEASON HIGHS

Points: 18, Prairie View A&M – 11/22/11
 Points 1st half: 8, Prairie View A&M – 11/22/11
 Points 2nd half: 14, Longwood – 11/18/11
 Rebounds: 6, vs. Northern Arizona – 11/30/11
 Assists: 3, four times, last, Santa Clara – 01/14/12
 Steals: 3, Longwood – 11/18/11
 Blocks: 2 BYU-Hawaii – 11/15/11
 FG made: 7, Longwood – 11/18/11
 FG attempts: 10, vs. Oregon – 12/3/11, Weber State – 12/7/11
 3FG made: 4, vs. Oregon – 12/3/11
 3FG attempts: 7, vs. Oregon – 12/3/11
 FT made: 3, Prairie View A&M – 11/22/11
 FT attempts: 4, Prairie View A&M – 11/22/11

CAREER HIGHS

Points: 18, Prairie View A&M – 11/22/11
 Rebounds: 8, UNLV – 02/05/11
 Assists: 3, four times, last, Santa Clara – 01/14/12
 Steals: 3, Longwood – 11/18/11
 Blocks: 2, three times, last, Weber State, 12/7/11
 FG made: 7, Longwood – 11/18/11
 FG attempts: 10, three times, last, Weber State – 12/7/11
 3FG made: 4, vs. Oregon – 12/3/11
 3FG attempts: 7, vs. Oregon – 12/3/11
 FT made: 11, Fresno Pacific – 01/01/11
 FT attempts: 11, Fresno Pacific – 01/01/11

MISCELLANEOUS

	11-12	Career
Double-Figure Pts:	4 (4-0)	10 (10-0)
20-plus Pts:	0 (0-0)	0 (0-0)
Double-Figure Reb:	0 (0-0)	0 (0-0)
Double-Doubles:	0 (0-0)	0 (0-0)
3-plus Steals:	1 (1-0)	1 (1-0)
3-plus Blocks:	0 (0-0)	0 (0-0)
3-plus 3-point FGs:	3 (3-0)	6 (6-0)
Scoring Leader:	1 (1-0)	2 (2-0)
Rebound Leader:	0 (0-0)	1 (1-0)
Assist Leader:	0 (0-0)	0 (0-0)

2011-12 GAME-BY-GAME

Opponent	Date	GS	Min	FG	FGA	Pct	3FG	FGA	Pct	FT	FTA	Pct	Off	Def	TR	Avg	PF	FO	A	TO	Blk	Stl	Pts	Avg	
at Utah State	11/11/11	*	29	3	7	.429	0	4	.000	1	2	.500	0	0	0	0.0	5	1	3	1	1	1	7	7.0	
BYU-HAWAII	11/15/11	*	22	2	5	.400	1	2	.500	0	0	.000	0	2	2	1.0	3	0	1	2	2	0	5	6.0	
LONGWOOD	11/18/11		18	7	9	.778	3	5	.600	0	0	.000	2	0	2	1.3	0	0	3	0	0	3	17	9.7	
PRAIRIE VIEW A&M	11/22/11		21	6	9	.667	3	5	.600	3	4	.750	0	2	2	1.5	1	0	2	0	1	1	18	11.8	
vs Nevada	11/25/11		11	1	4	.250	0	1	.000	0	0	.000	0	4	4	2.0	0	0	2	2	0	0	2	9.8	
vs Wisconsin	11/26/11		12	3	6	.500	0	1	.000	0	0	.000	0	2	2	2.0	0	0	0	2	0	0	6	9.2	
vs Northern Arizona	11/30/11		27	3	6	.500	2	5	.400	0	0	.000	0	6	6	2.6	2	0	3	0	0	0	8	9.0	
vs Oregon	12/03/11		21	5	10	.500	4	7	.571	2	3	.667	0	1	1	2.4	1	0	2	2	0	2	16	9.9	
WEBER STATE	12/07/11		18	6	10	.600	1	3	.333	2	2	1.000	0	0	0	2.1	0	0	1	0	1	0	15	10.4	
at Utah	12/10/11		19	2	8	.250	1	5	.200	0	2	.000	0	3	3	2.2	2	0	2	1	1	0	5	9.9	
BAYLOR	12/17/11																								
BUFFALO	12/20/11																								
UC SANTA BARBARA	12/22/11																								
CS SAN MARCOS	12/27/11																								
at Saint Mary's (CA)	12/29/11																								
SAN DIEGO	12/31/11																								
at Loyola Marymount	01/05/12		7	0	3	.000	0	2	.000	2	2	1.000	1	0	1	2.1	1	0	1	0	0	0	2	9.2	
SAN FRANCISCO	01/07/12		8	1	1	1.000	1	1	1.000	0	0	.000	0	3	3	2.2	3	0	1	1	0	0	3	8.7	
SANTA CLARA	01/14/12		12	1	6	.167	0	3	.000	0	0	.000	0	3	3	2.2	0	0	3	0	0	1	2	8.2	
at San Diego	01/16/12		5	1	1	1.000	0	0	.000	0	0	.000	0	0	0	2.1	0	0	0	0	0	0	2	7.7	
LOYOLA MARYMOUNT	01/19/12																								
at Pepperdine	01/21/12																								
at Virginia Tech	01/25/12																								
SAINT MARY'S	01/28/12		3	0	1	.000	0	0	.000	0	0	.000	0	0	0	1.9	1	0	0	1	1	0	0	7.2	
GONZAGA	02/02/12																								
at Portland	02/04/12																								
PEPPERDINE	02/11/12																								
at San Francisco	02/16/12																								
at Santa Clara	02/18/12																								
at Gonzaga	02/23/12		6	0	1	.000	0	1	.000	0	0	.000	0	0	0	1.8	0	0	0	0	0	0	0	6.8	
PORTLAND	02/25/12																								
Totals			2	239	41	87	.471	16	45	.356	10	15	.667	3	26	29	1.8	19	1	23	13	6	9	108	6.8

CAREER STATISTICS (ALL GAMES)																									
Year	GP	GS	Min	Avg	FG	FGA	Pct	3FG	FGA	Pct	FT	FTA	Pct	Off	Def	TR	Avg	PF	FO	A	TO	Blk	Stl	Pts	Avg
2010-11	36	0	368	10.2	43	105	.410	21	61	.344	41	48	.854	17	61	78	2.2	26	0	12	22	8	10	148	4.1
2011-12	16	2	239	14.9	41	87	.471	16	45	.356	10	15	.667	3	26	29	1.8	19	1	23	13	6	9	108	6.8
TOTAL	52	2	607	11.7	84	192	.438	37	106	.349	51	63	.810	20	87	107	2.1	45	1	35	35	14	19	256	4.9

CAREER STATISTICS (CONFERENCE GAMES)																									
Year	GP	GS	Min	Avg	FG	FGA	Pct	3FG	FGA	Pct	FT	FTA	Pct	Off	Def	TR	Avg	PF	FO	A	TO	Blk	Stl	Pts	Avg
2010-11	16	0	172	10.8	23	53	.434	10	30	.333	10	10	1.000	7	26	33	2.1	14	0	5	11	2	5	66	4.1
2011-12	6	0	41	6.8	3	13	.231	1	7	.143	2	2	1.000	1	6	7	1.2	5	0	5	2	1	1	9	1.5
TOTAL	22	0	213	9.7	26	66	.394	11	37	.297	12	12	1.000	8	32	40	1.8	19	0	10	13	3	6	75	3.4





HARRISON NOTES

Last time Out

- Played 1 minute vs. Portland

In 2011-12

- Has played in 26 of 30 games this season
- Helped provide spark off the bench with back-to-back buckets including a trey vs. Gonzaga
- Scored 8 points off the bench vs. Baylor
- Scored 11 points vs. Longwood, draining 3 of 5 three-pointers
- Scored 9 points vs. Wisconsin
- Averages 3.1 points

Other

- Also recruited by Clemson, Florida State, Marquette and Wisconsin
- As a senior helped Christ School to a 32-5 overall record, a 12-0 league record and the NCISAA State Title
- Named NCISAA 3A All-State
- Earned first-team Asheville Citizen-Times All-WNC honors
- Shared team MVP honors with Marshall Plumlee (Duke)
- A Jordan Brand Classic Regional All-Star
- Named CAA All-Conference and CAA Player of the Year

Click/scan for Harrison's bio on BYUcougars.com



24 — DAMARCUS HARRISON

6-5 • 190 • Freshman • Guard
Greenwood, S.C. (Christ HS)

11-12 SEASON/CAREER HIGHS

Points: 11, Longwood – 11/18/11
Points 1st half: 8, Baylor – 12/17/11
Points 2nd half: 6, three times, last, San Diego – 12/31/11
Rebounds: 3, Baylor – 12/17/11, CSUSM – 12/27/11
Assists: 2, Four times, last, CSUSM – 12/27/11
Steals: 2, three times, last, Pepperdine – 2/11/12
Blocks: 1, Baylor – 12/17/11
FG made: 4, CSUSM – 12/27/11
FG attempts: 10, Pepperdine – 2/11/12
3FG made: 3, Longwood – 11/18/11
3FG attempts: 5, Longwood – 11/18/11, Pepperdine – 2/11/12
FT made: 2, Longwood – 11/18/11
FT attempts: 4, Baylor – 12/17/11

MISCELLANEOUS

	11-12	Career
Double-Figure Pts:	1 (1-0)	1 (1-0)
20-plus Pts:	0 (0-0)	0 (0-0)
Double-Figure Reb:	0 (0-0)	0 (0-0)
Double-Doubles:	0 (0-0)	0 (0-0)
3-plus Steals:	0 (0-0)	0 (0-0)
3-plus Blocks:	0 (0-0)	0 (0-0)
3-plus 3-point FGs:	1 (1-0)	1 (1-0)
Scoring Leader:	0 (0-0)	0 (0-0)
Rebound Leader:	0 (0-0)	0 (0-0)
Assist Leader:	0 (0-0)	0 (0-0)

2011-12 GAME-BY-GAME

Opponent	Date	GS	Min	FG	FGA	Pct	3FG	FGA	Pct	FT	FTA	Pct	Off	Def	TR	Avg	PF	FO	A	TO	Blk	Stl	Pts	Avg
at Utah State	11/11/11	4	0	1	.000	0	0	.000	0	0	0	.000	0	0	0	0.0	1	0	0	1	0	0	0	0.0
BYU-HAWAII	11/15/11	15	2	6	.333	1	2	.500	1	1	1.000	1	1	2	1.0	1	0	2	3	0	0	6	3.0	
LONGWOOD	11/18/11	13	3	7	.429	3	5	.600	2	2	1.000	0	0	0	0.7	0	0	1	1	0	0	11	5.7	
PRAIRIE VIEW A&M	11/22/11	14	2	5	.400	0	2	.000	1	3	.333	0	1	1	0.8	3	0	2	1	0	1	5	5.5	
vs Nevada	11/25/11	8	2	4	.500	0	1	.000	0	0	.000	0	1	2	1.0	1	0	0	1	0	0	4	5.2	
vs Wisconsin	11/26/11	19	3	7	.429	1	2	.500	2	2	1.000	0	1	1	1.0	1	0	0	1	0	1	9	5.8	
vs Northern Arizona	11/30/11	14	2	8	.250	0	2	.000	0	0	.000	0	1	1	1.0	0	0	0	0	0	1	4	5.6	
vs Oregon	12/03/11	5	0	1	.000	0	1	.000	0	2	.000	0	1	1	1.0	0	0	1	0	1	0	2	0	4.9
WEBER STATE	12/07/11	11	1	6	.167	0	3	.000	0	0	.000	0	0	0	0.9	0	0	1	0	0	0	2	4.6	
at Utah	12/10/11	8	1	5	.200	1	4	.250	0	0	.000	0	0	0	0.8	1	0	0	0	0	0	3	4.4	
BAYLOR	12/17/11	15	3	7	.429	1	3	.333	1	4	.250	1	2	3	1.0	2	0	1	1	1	1	8	4.7	
BUFFALO	12/20/11	DNP																						
UC SANTA BARBARA	12/22/11	8	0	2	.000	0	2	.000	0	0	.000	0	0	0	0.9	0	0	2	0	0	1	0	4.3	
CS SAN MARCOS	12/27/11	21	4	8	.500	0	4	.000	0	1	.000	1	2	3	1.1	0	0	2	3	0	2	8	4.6	
at Saint Mary's (CA)	12/29/11	5	0	2	.000	0	0	.000	0	0	.000	0	0	0	1.0	0	0	1	2	0	0	0	4.3	
SAN DIEGO	12/31/11	5	3	4	.750	0	0	.000	0	0	.000	0	2	2	1.1	0	0	0	0	0	0	6	4.4	
at Loyola Marymount	01/05/12	DNP																						
SAN FRANCISCO	01/07/12	9	1	5	.200	1	3	.333	0	0	.000	0	1	1	1.1	1	0	0	1	0	0	3	4.3	
SANTA CLARA	01/14/12	2	0	2	.000	0	1	.000	0	0	.000	0	1	1	1.1	0	0	0	0	0	0	0	4.1	
at San Diego	01/16/12	1	0	0	.000	0	0	.000	0	0	.000	0	1	1	1.1	0	0	1	0	0	0	0	3.8	
LOYOLA MARYMOUNT	01/19/12	5	0	1	.000	0	0	.000	0	0	.000	0	0	0	1.0	1	0	0	0	0	0	0	3.6	
at Pepperdine	01/21/12	DNP																						
at Virginia Tech	01/25/12	9	1	2	.500	1	2	.500	0	0	.000	0	1	1	1.0	3	0	0	0	0	0	3	3.6	
SAINT MARY'S	01/28/12	2	0	0	.000	0	0	.000	0	0	.000	0	0	0	1.0	1	0	0	1	0	0	0	3.4	
GONZAGA	02/02/12	8	2	2	1.000	1	1	1.000	0	0	.000	1	2	3	1.0	0	0	2	2	0	1	5	3.5	
at Portland	02/04/12	5	0	0	.000	0	0	.000	0	0	.000	0	0	0	1.0	0	0	0	0	0	0	0	3.3	
PEPPERDINE	02/11/12	20	2	10	.200	1	5	.200	1	1	1.000	1	1	2	1.0	3	0	0	1	0	2	6	3.5	
at San Francisco	02/16/12	DNP																						
at Santa Clara	02/18/12	5	0	1	.000	0	0	.000	0	0	.000	0	0	0	1.0	1	0	0	1	0	0	0	3.3	
at Gonzaga	02/23/12	3	0	2	.000	0	0	.000	0	0	.000	0	0	0	1.0	0	0	0	0	0	0	0	3.2	
PORTLAND	02/25/12	1	0	0	.000	0	0	.000	0	0	.000	0	0	0	0.9	0	0	0	0	0	0	0	3.1	
Totals		0	235	32	98	.327	11	43	.256	8	16	.500	6	19	25	0.9	20	0	14	22	1	12	83	3.1

CAREER STATISTICS (ALL GAMES)																									
Year	GP	GS	Min	Avg	FG	FGA	Pct	3FG	FGA	Pct	FT	FTA	Pct	Off	Def	TR	Avg	PF	FO	A	TO	Blk	Stl	Pts	Avg
2011-12	27	0	235	8.7	32	98	.327	11	43	.256	8	16	.500	6	19	25	0.9	20	0	14	22	1	12	83	3.1
TOTAL	27	0	235	8.7	32	98	.327	11	43	.256	8	16	.500	6	19	25	0.9	20	0	14	22	1	12	83	3.1

CAREER STATISTICS (CONFERENCE GAMES)																									
Year	GP	GS	Min	Avg	FG	FGA	Pct	3FG	FGA	Pct	FT	FTA	Pct	Off	Def	TR	Avg	PF	FO	A	TO	Blk	Stl	Pts	Avg
2011-12	13	0	71	5.5	8	29	.276	3	10	.300	1	1	1.000	2	8	10	0.8	7	0	3	9	0	3	20	1.5
TOTAL	13	0	71	5.5	8	29	.276	3	10	.300	1	1	1.000	2	8	10	0.8	7	0	3	9	0	3	20	1.5





33 — NATE AUSTIN
6-10 • 215 • Freshman • Forward/Center
Alpine, Utah (Lone Peak HS)

AUSTIN NOTES

Last time Out

- First career start vs. Portland and had 2 points, 2 rebounds and 1 block

In 2011-12

- Has played in every game this season and started 1
- Career-high 15 points came on 7 of 8 shooting vs. Weber State
- Hit 3-pointers in four-straight games (Northern Arizona, Oregon, Weber State, Utah)
- Averages 4.4 points and 3.8 rebounds
- 56.3 percent FG shooting

Other

- Served a mission for The Church of Jesus Christ of Latter-day Saints in McAllen, Texas
- Also recruited by Boise State and Utah State
- Helped Lone Peak to a 22-3 record as a senior
- Averaged 11.5 points while helping the Knights to a trip to the state title game in 2009
- Helped Lone Peak win the 2008 state title
- Played with fellow Cougars Tyler Haws and Josh Sharp at Lone Peak
- Played for Salt Lake Metro club team directed by Dave Hammer and coached by Marty Haws
- At Las Vegas Spring Showcase scored 24 points and grabbed 22 rebounds in a gold bracket quarterfinal game

Click/scan for Austin's bio on BYUcougars.com



11-12 SEASON/CAREER HIGHS

Points: 15, Weber State – 12/07/11
Points 1st half: 9, vs. Oregon – 12/3/11
Points 2nd half: 13, Weber State – 12/7/11
Rebounds: 10, at Gonzaga – 2/23/12
Assists: 2, at Saint Mary's – 12/29/11, Santa Clara – 1/14/12
Steals: 1, five times, last, Pepperdine – 2/11/12
Blocks: 2, CSUSM – 12/27/11
FG made: 7, Weber State – 12/07/11
FG attempts: 8, Weber State – 12/07/11
3FG made: 1, 5 times, last, San Diego – 12/31/11
3FG attempts: 2, four times, last, San Diego – 12/31/11
FT made: 3, Buffalo – 12/20/11
FT attempts: 4, three times, last, LMU – 1/19/12

MISCELLANEOUS

	11-12	Career
Double-Figure Pts:	2 (2-0)	2 (2-0)
20-plus Pts:	0 (0-0)	0 (0-0)
Double-Figure Reb:	0 (0-0)	0 (0-0)
Double-Doubles:	0 (0-0)	0 (0-0)
3-plus Steals:	0 (0-0)	0 (0-0)
3-plus Blocks:	0 (0-0)	0 (0-0)
3-plus 3-point FGs:	0 (0-0)	0 (0-0)
Scoring Leader:	0 (0-0)	0 (0-0)
Rebound Leader:	4 (3-1)	4 (3-1)
Assist Leader:	0 (0-0)	0 (0-0)

2011-12 GAME-BY-GAME

Opponent	Date	GS	Min	FG	FGA	Pct	3FG	FGA	Pct	FT	FTA	Pct	Off	Def	TR	Avg	PF	FO	A	TO	Blk	Stl	Pts	Avg	
at Utah State	11/11/11	11	1	1	1.000	0	0	.000	0	0	.000	1	2	3	3.0	1	0	0	1	1	0	2	2.0		
BYU-HAWAII	11/15/11	5	0	0	.000	0	0	.000	0	0	.000	1	1	2	2.5	3	0	0	2	0	0	0	1.0		
LONGWOOD	11/18/11	13	2	4	.500	0	0	.000	0	0	.000	2	1	3	2.7	3	0	1	2	1	0	4	2.0		
PRAIRIE VIEW A&M	11/22/11	8	0	1	.000	0	0	.000	2	4	.500	0	0	0	2.0	2	0	0	1	0	1	2	2.0		
vs Nevada	11/25/11	4	0	0	.000	0	0	.000	0	0	.000	0	0	0	1.6	1	0	0	0	1	1	0	1.6		
vs Wisconsin	11/26/11	1	0	0	.000	0	0	.000	2	2	1.000	0	0	0	1.3	0	0	0	0	0	0	2	1.7		
vs Northern Arizona	11/30/11	9	5	6	.833	1	2	.500	0	0	.000	1	3	4	1.7	3	0	1	0	0	0	11	3.0		
vs Oregon	12/03/11	18	4	7	.571	1	2	.500	0	0	.000	2	4	6	2.3	5	1	0	0	0	0	9	3.8		
WEBER STATE	12/07/11	21	7	8	.875	1	2	.500	0	3	.000	2	7	9	3.0	3	0	0	0	1	0	15	5.0		
at Utah	12/10/11	18	1	1	1.000	1	1	1.000	0	0	.000	0	5	5	3.2	3	0	1	0	0	0	3	4.8		
BAYLOR	12/17/11	7	0	1	.000	0	0	.000	0	0	.000	1	2	3	3.2	2	0	0	0	1	0	0	4.4		
BUFFALO	12/20/11	24	2	4	.500	0	1	.000	3	4	.750	2	7	9	3.7	4	0	1	1	0	1	7	4.6		
UC SANTA BARBARA	12/22/11	8	0	1	.000	0	1	.000	0	2	.000	0	0	0	3.4	2	0	0	3	0	0	0	4.2		
CS SAN MARCOS	12/27/11	13	1	3	.333	0	0	.000	1	2	.500	0	2	2	3.3	3	0	1	0	2	0	3	4.1		
at Saint Mary's (CA)	12/29/11	12	0	1	.000	0	0	.000	0	2	.000	2	2	4	3.3	1	0	2	0	0	0	0	3.9		
SAN DIEGO	12/31/11	14	3	6	.500	1	2	.500	2	2	1.000	0	1	1	3.2	5	1	0	0	1	1	9	4.2		
at Loyola Marymount	01/05/12	15	4	5	.800	0	0	.000	0	0	.000	4	2	6	3.4	2	0	0	0	0	0	8	4.4		
SAN FRANCISCO	01/07/12	16	2	4	.500	0	1	.000	0	2	.000	2	7	9	3.7	1	0	1	0	1	0	4	4.4		
SANTA CLARA	01/14/12	16	1	1	1.000	0	0	.000	1	2	.500	4	3	7	3.8	2	0	2	0	0	0	3	4.3		
at San Diego	01/16/12	10	2	4	.500	1	1	1.000	2	3	.667	3	2	5	3.9	2	0	1	2	0	0	7	4.5		
LOYOLA MARYMOUNT	01/19/12	10	0	2	.000	0	2	.000	2	4	.500	0	2	2	3.8	1	0	0	0	0	0	2	4.3		
at Pepperdine	01/21/12	9	2	2	1.000	0	0	.000	0	1	.000	2	3	5	3.9	3	0	0	0	0	0	4	4.3		
at Virginia Tech	01/25/12	17	3	7	.429	0	0	.000	0	0	.000	3	1	4	3.9	2	0	0	1	0	0	6	4.4		
SAINT MARY'S	01/28/12	14	2	3	.667	0	0	.000	0	1	.000	2	1	3	3.8	3	0	0	1	0	1	4	4.4		
GONZAGA	02/02/12	12	1	5	.200	0	2	.000	1	1	1.000	0	2	2	3.8	4	0	0	0	0	1	3	4.3		
at Portland	02/04/12	11	1	2	.500	0	0	.000	2	2	1.000	1	0	1	3.7	3	0	0	1	0	0	4	4.3		
PEPPERDINE	02/11/12	23	2	4	.500	0	0	.000	0	0	.000	6	2	8	3.8	3	0	0	1	1	1	4	4.3		
at San Francisco	02/16/12	18	3	4	.750	0	0	.000	0	0	.000	1	2	3	3.8	5	1	0	0	1	1	6	4.4		
at Santa Clara	02/18/12	17	2	2	1.000	0	0	.000	2	2	1.000	0	1	1	3.7	5	1	1	1	0	0	6	4.4		
at Gonzaga	02/23/12	17	2	5	.400	0	2	.000	0	0	.000	5	5	10	3.9	5	1	2	1	0	0	4	4.4		
PORTLAND	02/25/12	* 16	1	2	.500	0	0	.000	0	0	.000	1	1	2	3.8	3	0	0	1	1	0	2	4.3		
Totals			1	407	54	96	.563	6	19	.316	20	39	.513	48	71	119	3.8	85	5	14	19	12	8	134	4.3

CAREER STATISTICS (ALL GAMES)																									
Year	GP	GS	Min	Avg	FG	FGA	Pct	3FG	FGA	Pct	FT	FTA	Pct	Off	Def	TR	Avg	PF	FO	A	TO	Blk	Stl	Pts	Avg
2011-12	31	1	407	13.1	54	96	.563	6	19	.316	20	39	.513	48	71	119	3.8	85	5	14	19	12	8	134	4.3
TOTAL	31	1	407	13.1	54	96	.563	6	19	.316	20	39	.513	48	71	119	3.8	85	5	14	19	12	8	134	4.3
CAREER STATISTICS (CONFERENCE GAMES)																									
Year	GP	GS	Min	Avg	FG	FGA	Pct	3FG	FGA	Pct	FT	FTA	Pct	Off	Def	TR	Avg	PF	FO	A	TO	Blk	Stl	Pts	Avg
2011-12	16	1	230	14.4	28	52	.538	2	10	.200	12	22	.545	33	36	69	4.3	48	4	9	8	5	5	70	4.4
TOTAL	16	1	230	14.4	28	52	.538	2	10	.200	12	22	.545	33	36	69	4.3	48	4	9	8	5	5	70	4.4





34 — NOAH HARTSOCK
 6-8 • 230 • Senior • Forward
 Bartlesville, Okla. (Bartlesville HS)

HARTSOCK NOTES

Last time Out

- Did not play vs. Portland (First DNP since freshman year)

In 2011-12

- Has started every game this season but 1 and scored in double figures in all but 3
- WCC Player of the Month (December)
- Posted double-double vs. Gonzaga with 24 points and a career-high 14 rebounds
- Recorded back-to-back double-double games vs. Oregon and Weber State (23 pts/12 reb vs. Oregon and 19 pts/12 reb vs. Weber State)
- Has had 3 or more blocks in 9 games (three with 4 blocks) and recorded at least 1 block in every game but five
- Averages 17.3 points, 5.5 rebounds, 1.7 blocks and 1.6 assists
- 56.6 percent FG shooting and 84.3 percent FT shooting

Other

- Parents are David and Leslie Hartsock and has five brothers and one sister
- Wife Kendalyn plays volleyball at BYU
- Served a mission for The Church of Jesus Christ of Latter-day Saints in Salt Lake City
- McDonald's High School All-America nominee at Bartlesville High School

Click/scan for Hartsock's bio on BYUcougars.com



11-12 SEASON HIGHS

Points: 28, Loyola Marymount – 1/19/12
 Points 1st half: 15, Loyola Marymount – 1/19/12
 Points 2nd half: 17, at Loyola Marymount – 1/5/12
 Rebounds: 14, Gonzaga – 2/2/12
 Assists: 5, vs. BYU-Hawaii – 11/15/11
 Steals: 2, five times, last, CSUSM – 12/27/11
 Blocks: 4, three times, last, at Utah – 12/10/11
 FG made: 11, Loyola Marymount – 1/19/12
 FG attempts: 19, Gonzaga – 2/2/12
 3FG made: 2, vs. Nevada – 11/25/11
 3FG attempts: 6, at San Diego – 1/16/12
 FT made: 12, at Portland – 2/4/12
 FT attempts: 12, at Portland – 2/4/12

CAREER HIGHS

Points: 28, Loyola Marymount – 1/19/12
 Rebounds: 14, Gonzaga – 2/2/12
 Assists: 6, Eastern New Mexico – 01/02/10
 Steals: 3, vs Florida – 03/24/11
 Blocks: 5, at Creighton – 12/01/10
 FG made: 11, Loyola Marymount – 1/19/12
 FG attempts: 19, Gonzaga – 2/2/12
 3FG made: 3, three times, last, vs. Gonzaga – 03/19/11
 3FG attempts: 6, at San Diego – 1/16/12
 FT made: 12, at Portland – 2/4/12
 FT attempts: 12, at Portland – 2/4/12

MISCELLANEOUS

	11-12	Career
Double-Figure Pts:	27 (21-6)	52 (43-9)
20-plus Pts:	11 (10-1)	12 (11-1)
Double-Figure Reb:	3 (3-0)	7 (7-0)
Double-Doubles:	3 (3-0)	6 (6-0)
3-plus Steals:	0 (0-0)	1 (0-1)
3-plus Blocks:	9 (8-1)	24 (22-2)
3-plus 3-point FGs:	0 (0-0)	3 (3-0)
Scoring Leader:	12 (8-4)	13 (9-4)
Rebound Leader:	5 (4-1)	29 (24-5)
Assist Leader:	2 (1-1)	7 (5-2)

2011-12 GAME-BY-GAME

Opponent	Date	GS	Min	FG	FGA	Pct	3FG	FGA	Pct	FT	FTA	Pct	Off	Def	TR	Avg	PF	FO	A	TO	Blk	Stl	Pts	Avg	
at Utah State	11/11/11	*	36	8	13	.615	0	1	.000	2	2	1.000	1	4	5	5.0	3	0	4	3	1	2	18	18.0	
BYU-HAWAII	11/15/11	*	32	4	7	.571	0	1	.000	6	6	1.000	2	7	9	7.0	0	0	5	0	2	2	14	16.0	
LONGWOOD	11/18/11	*	30	7	11	.636	1	2	.500	3	6	.500	0	5	5	6.3	0	0	0	0	1	1	18	16.7	
PRAIRIE VIEW A&M	11/22/11	*	24	5	9	.556	1	1	1.000	1	2	.500	0	3	3	5.5	2	0	0	1	3	0	12	15.5	
vs Nevada	11/25/11	*	33	9	12	.750	2	2	1.000	1	2	.500	0	6	6	5.6	4	0	2	2	1	1	21	16.6	
vs Wisconsin	11/26/11	*	39	7	14	.500	0	1	.000	4	4	1.000	3	3	6	5.7	3	0	1	1	4	0	18	16.8	
vs Northern Arizona	11/30/11	*	26	4	10	.400	1	3	.333	2	2	1.000	2	2	4	5.4	1	0	2	0	3	2	11	16.0	
vs Oregon	12/03/11	*	37	8	14	.571	0	1	.000	7	8	.875	4	8	12	6.3	4	0	2	1	4	0	23	16.9	
WEBER STATE	12/07/11	*	30	7	16	.438	0	0	.000	5	6	.833	4	8	12	6.9	1	0	3	2	3	0	19	17.1	
at Utah	12/10/11	*	36	6	9	.667	1	2	.500	6	6	1.000	2	5	7	6.9	2	0	1	1	4	0	19	17.3	
BAYLOR	12/17/11	*	37	7	14	.500	0	1	.000	1	1	1.000	3	2	5	6.7	2	0	1	1	1	2	15	17.1	
BUFFALO	12/20/11	*	18	7	9	.778	0	1	.000	2	3	.667	0	1	1	6.3	3	0	2	0	0	1	16	17.0	
UC SANTA BARBARA	12/22/11	*	37	7	11	.636	0	0	.000	7	8	.875	1	4	5	6.2	3	0	1	0	1	0	21	17.3	
CS SAN MARCOS	12/27/11	*	28	8	10	.800	0	0	.000	4	5	.800	1	3	4	6.0	0	0	2	1	1	2	20	17.5	
at Saint Mary's (CA)	12/29/11	*	37	6	11	.545	0	0	.000	1	2	.500	2	3	5	5.9	3	0	0	3	1	1	13	17.2	
SAN DIEGO	12/31/11	*	23	5	11	.455	0	0	.000	5	6	.833	0	3	3	5.8	2	0	0	2	0	1	15	17.1	
at Loyola Marymount	01/05/12	*	36	9	12	.750	0	1	.000	3	5	.600	1	6	7	5.8	2	0	1	4	1	1	21	17.3	
SAN FRANCISCO	01/07/12	*	30	5	9	.556	0	1	.000	4	4	1.000	0	6	6	5.8	2	0	2	2	1	0	14	17.1	
SANTA CLARA	01/14/12	*	33	8	11	.727	1	1	1.000	4	6	.667	2	3	5	5.8	3	0	1	3	0	0	21	17.3	
at San Diego	01/16/12	*	29	2	12	.167	1	6	.167	2	2	1.000	0	1	1	5.6	2	0	3	3	1	0	7	16.8	
LOYOLA MARYMOUNT	01/19/12	*	37	11	15	.733	0	1	.000	6	7	.857	1	4	5	5.5	4	0	2	1	0	0	28	17.3	
at Pepperdine	01/21/12	*	36	8	14	.571	0	1	.000	4	4	1.000	0	3	3	5.4	1	0	1	3	3	1	20	17.5	
at Virginia Tech	01/25/12	*	38	7	12	.583	1	1	1.000	7	8	.875	2	5	7	5.5	1	0	1	1	3	2	22	17.7	
SAINT MARY'S	01/28/12	*	31	5	9	.556	0	0	.000	5	5	1.000	1	2	3	5.4	3	0	0	3	0	2	15	17.5	
GONZAGA	02/02/12	*	35	10	19	.526	0	0	.000	4	5	.800	2	12	14	5.7	3	0	3	1	2	1	24	17.8	
at Portland	02/04/12	*	24	0	6	.000	0	0	.000	12	12	1.000	2	2	4	5.7	3	0	0	1	1	1	12	17.6	
PEPPERDINE	02/11/12	*	23	3	5	.600	0	0	.000	3	4	.750	1	4	5	5.6	1	0	3	1	3	1	9	17.3	
at San Francisco	02/16/12	*	35	7	13	.538	0	0	.000	2	2	1.000	1	1	2	5.5	2	0	1	3	2	0	16	17.2	
at Santa Clara	02/18/12	*	34	8	14	.571	0	1	.000	5	7	.714	0	5	5	5.5	2	0	3	1	1	2	21	17.3	
at Gonzaga	02/23/12	*	7	0	0	.000	0	0	.000	0	0	.000	0	1	1	5.3	1	0	0	1	0	0	0	16.8	
PORTLAND	02/25/12					DNP																			
Totals			30	931	188	332	.566	9	29	.310	118	140	.843	38	122	160	5.3	63	0	47	46	48	26	503	16.8

CAREER STATISTICS (ALL GAMES)

Year	GP	GS	Min	Avg	FG	FGA	Pct	3FG	FGA	Pct	FT	FTA	Pct	Off	Def	TR	Avg	PF	FO	A	TO	Blk	Stl	Pts	Avg
2008-09	27	0	304	11.3	25	43	.581	0	0	.000	16	27	.593	25	38	63	2.3	43	0	7	14	15	6	66	2.4
2009-10	36	30	878	24.4	97	175	.554	1	4	.250	38	44	.864	56	128	184	5.1	78	1	42	21	46	18	233	6.5
2010-11	37	36	1100	29.7	123	247	.498	26	60	.433	48	58	.828	72	148	220	5.9	84	0	59	35	61	21	320	8.6
2011-12	30	30	931	31.0	188	332	.566	9	29	.310	118	140	.843	38	122	160	5.3	63	0	47	46	48	26	503	16.8
TOTAL	130	96	3213	24.7	433	797	.543	36	93	.387	220	269	.818	191	436	627	4.8	268	1	155	116	170	71	1122	8.6

CAREER STATISTICS (CONFERENCE GAMES)

Year	GP	GS	Min	Avg	FG	FGA	Pct	3FG	FGA	Pct	FT	FTA	Pct	Off	Def	TR	Avg	PF	FO	A	TO	Blk	Stl	Pts	Avg
2008-09	15	0	162	10.8	10	19	.526	0	0	.000	7	14	.500	15	19	34	2.3	21	0	4	9	7	5	27	1.8
2009-10	16	16	391	24.4	41	82	.500	0	3	.000	21	23	.913	22	56	78	4.9	33	0	18	9	23	6	103	6.4
2010-11	16	16	513	32.1	42	94	.447	12	33	.364	22	26	.846	30	75	105	6.6	43	0	30	15	23	4	118	7.4
2011-12	15	15	450	30.0	87	161	.540	2	12	.167	60	71	.845	13	56	69	4.6	34	0	20	32	16	11	236	15.7
TOTAL	62	47	1516	24.5	180	356	.506	14	48	.292	110	134	.821	80	206	286	4.6	131	0	72	65	69	26	484	7.8



5 PLAYERS SCORED IN DOUBLE FIGURES

2/4/12 at Portland, 79-60 W, Davies - 18, Carlino - 13, Hartssock - 12, Cusick - 12, Zylstra - 12

6 PLAYERS SCORED IN DOUBLE FIGURES

12/7/11 vs. Weber State, 94-66 W, Hartssock - 19, Austin - 15, Abouo - 15, Rogers - 15, Zylstra - 15, Davies - 11

NO PLAYERS SCORED IN DOUBLE FIGURES

2/21/05 at Air Force, 39-70 L

ONE PLAYER RECORDED A DOUBLE-DOUBLE

2/23/12 at Gonzaga
Charles Abouo and Brandon Davies

TWO PLAYERS RECORD A DOUBLE-DOUBLE

2/23/12 at Gonzaga
Brandon Davies, 23 points, 10 rebounds
Charles Abouo, 10 points, 10 rebounds

TWO DOUBLE-DIGIT REBOUNDERS

2/23/12 at Gonzaga
Davies, Abouo and Austin - 10 rebounds

SIX PLAYERS HAD 5 OR MORE REBOUNDS

1/1/11 vs. Fresno Pacific, C. Collinsworth-8, Rogers-5, Emery-5, Hartssock-5, Abouo-5, Davies-5

FIVE PLAYERS HAD 6 OR MORE REBOUNDS

11/20/10 vs. Chicago State, Abouo-8, K. Collinsworth-7, Rogers-7, Anderson-6, C. Collinsworth-6, Davies-6

FOUR PLAYERS HAD 9 OR MORE REBOUNDS

12/30/06 vs. Seton Hall, Cummmard-12, Plaisted-9, Young-9, Ainge-9

TWO PLAYERS FOULED OUT

2/23/12 vs. Saint Mary's
Bradon Davies, Nate Austin

THREE OR MORE PLAYERS FOULED OUT

1/3/09 vs. Wake Forest
Chris Miles, Gavin MacGregor, Charles Abouo

A BYU PLAYER RECEIVED A TECHNICAL FOUL

2/23/12 at Gonzaga - Brandon Davies

AN OPPONENT PLAYER RECEIVED A TECHNICAL FOUL

12/29/11 vs. Saint Mary's - Stephen Holt

A BYU COACH RECEIVED A TECHNICAL FOUL

1/28/12 vs. Saint Mary's - Dave Rose

AN OPPONENT COACH RECEIVED A TECHNICAL FOUL

12/20/11 vs. Buffalo - Reggie Witherspoon

A BYU PLAYER EJECTED FROM A GAME

11/23/02 vs. Kansas State
Travis Hansen (2 technical fouls)

AN OPPONENT PLAYER EJECTED FROM A GAME

1/30/10 vs. Utah - Marshall Henderson (flagrant foul)

A COACH EJECTED FROM THE GAME

11/30/05 vs. Lamar (at Delta Center)
Lamar coach Billy Tubbs (2 tech. fouls)

AT LEAST TWO PLAYERS SCORED 20+ POINTS

2/25/12 vs. Portland, Davies 25, Zylstra 20

THREE PLAYERS SCORED 20+ POINTS

1/14/12 vs. Santa Clara, Davies 23, Carlino 21, Hartssock 21

FOUR PLAYERS SCORED 20+ POINTS

1/13/79 vs. UNM, D. Ainge-27, Scott Runia-25, Devin Durrant-20, Alan Taylor-20

TWO PLAYERS SCORED 25+ POINTS

3/18/10 vs. Florida-NCAA 1st Round
Jimmer Fredette 37, Michael Loyd, Jr. 26

A PLAYER SCORED 30+ POINTS

2/16/12 at San Francisco, Matt Carlino, 30

A PLAYER ATTEMPTED 20 OR MORE FIELD GOALS

2/23/12 at Gonzaga, Matt Carlino, 23

A PLAYER WITH 5 OR MORE STEALS

2/23/12 at Gonzaga, Brandon Davies, 6

A PLAYER HAD DOUBLE-DIGIT ASSISTS

12/20/11 vs. Buffalo, Matt Carlino, 11

A PLAYER MADE DOUBLE-DIGIT FREE THROWS

1/21/12 at Pepperdine, Brandon Davies (15-18)

A PLAYER 100% AT FT LINE (MIN. 8 ATTS)

2/4/12 at Portland, Noah Hartssock (12-12)

A PLAYER 100% FROM FLOOR (MIN. 5 ATTS)

1/7/12 vs. San Francisco, Brock Zylstra (8-8)

A PLAYER 100% ON TREYS (MIN. 3 ATTS)

1/7/12 vs. San Francisco, Brock Zylstra (6-6)

DID NOT MAKE A TREY

11/22/96 vs. CS Fullerton (0-9)

LAST TIME OPPONENT DID NOT MAKE A TREY

2/2/08 at Wyoming (0-15)

BYU HAD SIX OR FEWER TURNOVERS

1/11/11 at Utah, 5

BYU COMMITTED 25-PLUS TURNOVERS

12/15/07 vs. Pepperdine, 86-67 W (29)

BYU COMMITTED 11 OR LESS TEAM FOULS IN A GAME

1/21/12 at Pepperdine, 11

BYU SCORED 90 POINTS

1/14/12 vs. Santa Clara, 95-78 W

BYU SCORED 100 POINTS

3/5/11 vs. Wyoming, 102-78 W

BYU SCORED 110 POINTS

12/22/09 vs. Nevada 110-104 W

BYU SCORED LESS THAN 50 POINTS IN A GAME

1/15/08 at UNLV 41-70 L

HELD OPPONENT TO LESS THAN 50 POINTS IN A GAME

12/10/11 at Utah 61-42 W

BYU SCORED LESS THAN 40 POINTS IN A GAME

2/1/05 at Air Force 39-70 L

HELD OPPONENT TO LESS THAN 40 POINTS IN A GAME

11/23/10 vs. Mississippi Valley State 83-36 W

SHOT 60% FG

3/6/10 at TCU, (.623), 38-61

OPPONENT SHOT 60% FG

12/22/05 at Utah State, (.600), 36-60

SHOT 70% FG IN A HALF

3/6/10 at TCU, (.720), 18-25

DID NOT MISS A 2-POINT ATTEMPT IN A HALF

2/23/04 vs. Air Force, 13-13 inside the arc, (14-17, .824 overall)

SHOT LESS THAN 30% FG

2/21/05 at Air Force, (.280), 14-50

SHOT 100% FT

11/26/11 vs. Wisconsin (11-11)

SHOT 90% FT (AT LEAST 10 ATTEMPTS)

11/30/11 at Utah, 17 (25-17, 61-42 W)

SHOT LESS THAN 50% FT

11/20/08 vs. North Florida, (.400), 4-10

SHOT 60% THREE-POINTERS

1/7/12 vs. San Francisco, (.632), 12-19

SHOT 70% THREE-POINTERS

1/26/08 vs. New Mexico, (.813), 13-16

OPPONENT SCORED LESS THAN 20 POINTS IN 1ST HALF

12/10/11 at Utah, 17 (25-17, 61-42 W)

OPPONENT SCORED LESS THAN 20 POINTS IN 2ND HALF

1/13/10 at Air Force, 18 (31-18, 67-49 W)

BYU SCORED LESS THAN 20 POINTS IN THE FIRST HALF

2/21/05 at Air Force, 13 (BYU trailed 13-37)

BYU SCORED LESS THAN 20 POINTS IN THE 2ND HALF

1/15/00 vs. Utah, 19

OPPONENT SCORED 50 OR MORE POINTS IN A HALF

1/14/12 vs. Santa Clara, 50 (second half)

BYU SCORED 50 OR MORE POINTS IN FIRST HALF

1/11/11 at Utah, 53

BYU SCORED 50 OR MORE POINTS IN SECOND HALF

1/14/12 vs. Santa Clara, 50 (second half)

BYU SCORED 60 OR MORE POINTS IN FIRST HALF

11/20/10 vs. Chicago State, 60

BYU SCORED 60 OR MORE POINTS IN SECOND HALF

12/22/09 vs. Nevada, 64

WON BY 50 OR MORE POINTS (LARGEST MARGIN EVER)

12/22/06 vs. W. Oregon (62) 102-40

WON BY 50 OR MORE POINTS

11/23/10 vs. Mississippi Valley State (50) 86-36

WON BY 40 OR MORE POINTS

11/23/10 vs. Mississippi Valley State (50) 86-36

WON BY 30 OR MORE POINTS

2/11/12 vs. Pepperdine (38) 86-48

WON BY 25 OR MORE POINTS

1/7/12 vs. San Francisco (25) 81-56

LOST BY 35-PLUS POINTS

11/22/04 vs. North Carolina (36) 86-50

LOST BY 30-PLUS POINTS

2/21/05 at Air Force (31) 39-70

LOST BY 25-PLUS POINTS

1/15/08 at UNLV (29) 70-41

PLAYED AN OVERTIME GAME

3/24/11 vs. Florida, 74-83 (OT)

WON IN SINGLE OVERTIME

2/26/08 at New Mexico, 70-69

LOST IN OVERTIME

3/24/11 vs. Florida, 74-83 (OT)

PLAYED A DOUBLE OT GAME

11/26/10 vs. South Florida, 77-75 (2OT)

PLAYED A TRIPLE OT GAME

2/28/98 at UTEP 76-75 W 3OT

WON 15 STRAIGHT GAMES

2009-10 (15)

WON 10 STRAIGHT GAMES

2010-11 (10)

LOST 3 STRAIGHT GAMES

2004-05 (three times)
last time - @ New Mexico, @ Air Force, @ Utah

LOST 4 STRAIGHT GAMES

2004-05 @ New Mexico, @ Air Force, @ Utah, UNLV

LOST 5 STRAIGHT

2004-05 @ UNM, @ AFA, @ Utah, UNLV, vs. UNM (at MWC)

LOST 9 STRAIGHT

1997-98

LOST 10 STRAIGHT GAMES

1996-97 (21) - school record

PLAYED AN NCAA TOURNAMENT GAME

3/24/11 vs. Florida-Regional Semifinals, 74-83 (OT)

WON AN NCAA TOURNAMENT GAME

3/19/11 vs. Gonzaga-NCAA 3rd Round, 89-67

WON TWO NCAA TOURNAMENT GAMES

1980-81 Princeton 60-51, UCLA 78-55, Notre Dame 51-50, then lost to Virginia 60-74

WON THREE NCAA TOURNAMENT GAMES

1980-81 Princeton 60-51, UCLA 78-55, Notre Dame 51-50, then lost to Virginia 60-74

WON FOUR NCAA TOURNAMENT GAMES

Never

PLAYED IN THE NIT

3/15/06 at Houston 67-77 L

WON AN NIT GAME

3/14/02 vs. UC Irvine 78-55 W

WON TWO NIT GAMES

1999-00 Bowling Green 81-54, So. Illinois 82-57
Then lost to Notre Dame in quarterfinals

WON THREE NIT GAMES

1965-66 NIT CHAMPIONS

1950-51 NIT CHAMPIONS

WON CONFERENCE TOURNAMENT

2000-01

WON CONFERENCE REGULAR SEASON

2010-11

WON CONFERENCE REGULAR SEASON OUTRIGHT

2007-08

DEFEATED A RANKED TEAM

2/2/12 vs. Gonzaga (24/RV), 83-73

DEFEATED A RANKED TEAM AT HOME

2/2/12 vs. Gonzaga (24/RV), 83-73

DEFEATED A RANKED TEAM ON THE ROAD

2/26/11 at SDSU (6/4), 80-67

WAS RANKED IN THE TOP 25 AP POLL

3/14/11 Ranked 10th

WAS RANKED IN THE TOP 25 COACHES POLL

3/29/11 Ranked 13th

FINISHED SEASON RANKED IN THE TOP 25 POLLS

2010-11 10th (AP), 13th (Coaches)



Official Basketball Box Score -- Game Totals -- Final Statistics
Brigham Young vs Utah State
11/11/11 7:05 pm at Dee Glen Smith Spectrum

Brigham Young 62 • 0-1		Utah State 66 • 1-0	
##	Player	Total	3-Pr
FG	FGA	FT	FTA
00	DAVIES, Brandon	4-10	0-0
01	ROGERS, Stephen	3-7	0-4
04	HARTSOCK, Noah	8-13	0-1
01	ABOOU, Charles	4-6	3-5
13	ZYLSTRA, Brock	1-4	0-0
02	CUSICK, Craig	0-0	2-2
05	COLLIWORTH, Chris	0-1	0-1
12	SHARP, Josh	1-4	0-0
24	HARRISON, Damarcus	1-1	0-0
33	AUSTIN, Nate	2-4	0-0
Totals		22-47	3-14

FG % 1st Half: 11-22 50.0% 2nd Half: 11-25 44.0% Game: 22-47 46.8%
 3FG % 1st Half: 2-8 25.0% 2nd Half: 1-6 16.7% Game: 3-14 21.4%
 FT % 1st Half: 4-6 66.7% 2nd Half: 11-16 68.8% Game: 20-29 68.9%

Utah State 66 • 1-0			
##	Player	Total	3-Pr
FG	FGA	FT	FTA
21	Grim, Moran	7-10	0-0
22	Jardine, Brady	5-11	0-0
00	Pare, Brocketh	3-10	0-0
05	Thornton, Steven	4-10	0-1
11	Mellis, Preston	0-2	0-2
13	Theobald, Adam	0-0	0-0
14	Fernis, E.J.	0-2	0-0
15	Brunee, Mitch	3-6	2-3
25	Stone, Jordan	1-1	0-0
34	Reed, Kysiaan	0-2	0-0
Team		22-48	5-15

FG % 1st Half: 10-21 47.6% 2nd Half: 12-27 44.4% Game: 22-48 45.8%
 3FG % 1st Half: 2-5 40.0% 2nd Half: 3-10 30.0% Game: 5-15 33.3%
 FT % 1st Half: 8-12 66.7% 2nd Half: 12-17 70.6% Game: 20-29 68.9%

Officials: Bobby McKay <R>, Mike Eggers <U>, Sam Haddad <U>
 Technical fouls: Brigham Young None, Utah State None.
 Attendance: 10270

Score by periods	1st	2nd	Total
Brigham Young	28	34	62
Utah State	33	33	66

Fast FG - BY 2nd 00-09, USU 2nd 00-35.
 Largest lead - BY by 4 2nd 11:03, BY by 21 4th 04:06.

Official Basketball Box Score -- Game Totals -- Final Statistics
Praine View A&M vs BYU
11/22/11 7:05 pm at Provo, Utah, Marriott Center

Praine View A&M 51 • 2-3, 0-0		BYU 90 • 3-1, 0-0	
##	Player	Total	3-Pr
FG	FGA	FT	FTA
01	DEMUIK, Jordan	5-16	1-5
04	WILLIAMS, Jordan	2-4	0-0
03	MUNKS, Louis	3-7	1-4
13	DURKES, Jimmie	0-2	0-0
03	RATHJEN, Mayel	1-5	0-0
10	JACKSON, Marcellus	3-6	0-0
12	SCARANTO, Jayvian	0-1	0-0
22	ABEL, Mervin	0-1	0-0
23	BELL, Stephen	0-1	0-0
24	CHESNANSKI, Ryan	0-2	0-2
32	COTT, Montrell	1-3	1-3
32	GEPIAMAN, Demondre	0-5	0-2
41	HEADWOS, Tim	1-8	0-0
Totals		20-69	3-20

FG % 1st Half: 10-31 32.3% 2nd Half: 10-38 26.3% Game: 20-69 29.0%
 3FG % 1st Half: 1-10 10.0% 2nd Half: 2-10 20.0% Game: 3-20 15.0%
 FT % 1st Half: 4-7 57.1% 2nd Half: 4-9 44.4% Game: 8-16 50.0%

BYU 90 • 3-1, 0-0			
##	Player	Total	3-Pr
FG	FGA	FT	FTA
00	DAVIES, Brandon	4-8	0-0
00	ABOOU, Charles	4-6	2-3
01	CUSICK, Craig	2-2	1-2
13	ZYLSTRA, Brock	2-4	2-2
34	HARTSOCK, Noah	2-2	1-1
02	SHARP, Josh	2-4	0-0
14	MARTINEAU, Nick	0-0	0-0
21	ROGERS, Stephen	6-9	3-5
24	HARRISON, Damarcus	2-5	0-1
33	AUSTIN, Nate	0-0	0-0
Totals		29-51	12-22

FG % 1st Half: 10-23 43.5% 2nd Half: 19-28 67.9% Game: 29-51 56.9%
 3FG % 1st Half: 4-10 40.0% 2nd Half: 8-12 66.7% Game: 12-22 54.5%
 FT % 1st Half: 5-7 71.4% 2nd Half: 7-17 58.8% Game: 20-29 68.9%

Officials: Michael Eggers, Jeff Keith, Coban Lyman
 Technical fouls: Praine View A&M-BELL, COTT, ZYLSTRA, Brock
 Technical fouls: BYU None
 Attendance: 11760

Score by periods	1st	2nd	Total
Praine View A&M	25	26	51
BYU	34	56	90

Fast FG - BYU 2nd 00:28, BYU 2nd 00:50.
 Largest lead - PVA&M by 3 1st 16:54, BYU by 41 2nd 04:43.

Official Basketball Box Score -- Game Totals -- Final Statistics
Brigham Young vs Northern Arizona
11/30/11 7:05 pm at Tim's Toyota Center

Brigham Young 87 • 5-2		Northern Arizona 52 • 2-5	
##	Player	Total	3-Pr
FG	FGA	FT	FTA
00	DAVIES, Brandon	6-9	0-0
04	HARTSOCK, Noah	4-10	1-3
01	ABOOU, Charles	3-8	1-3
13	ZYLSTRA, Brock	2-3	0-0
20	WINDER, Anson	1-3	0-1
02	CUSICK, Craig	1-3	0-2
12	SHARP, Josh	3-2	0-0
14	MARTINEAU, Nick	0-1	0-0
25	ROGERS, Stephen	3-6	2-5
24	HARRISON, Damarcus	2-8	0-2
33	AUSTIN, Nate	5-6	1-2
Totals		34-66	10-25

FG % 1st Half: 18-33 54.5% 2nd Half: 16-33 48.5% Game: 34-66 51.0%
 3FG % 1st Half: 5-10 50.0% 2nd Half: 5-15 33.3% Game: 10-25 40.0%
 FT % 1st Half: 7-8 87.5% 2nd Half: 3-7 42.9% Game: 10-20 50.0%

Northern Arizona 52 • 2-5			
##	Player	Total	3-Pr
FG	FGA	FT	FTA
20	BEWERNICK, Gaetan	2-4	0-0
42	EKANEM, Ephraim	2-5	0-0
01	DOUGLAS, James	2-6	0-1
21	SALDIVAR, Steven	0-4	0-1
22	GRUBBER, Colin	4-6	3-5
01	CHUCK, Michael	2-6	0-0
10	HEINE, Chris	1-1	0-0
12	CHEK, Darny	0-2	0-0
23	FLORES, Luis	0-0	0-0
30	WAGNER, Colby	0-1	0-0
33	JACOBSEN, Max	4-6	0-0
04	NORMAN, Durrell	1-2	0-0
40	OLAYINKA, Ben	0-0	0-0
Totals		20-53	10-17

FG % 1st Half: 8-24 33.3% 2nd Half: 12-29 41.4% Game: 20-53 37.0%
 3FG % 1st Half: 3-7 42.9% 2nd Half: 3-10 30.0% Game: 5-17 29.4%
 FT % 1st Half: 2-4 50.0% 2nd Half: 8-13 61.5% Game: 7-14 50.0%

Officials: Scott Twardowski, Chris Rastetter, Gregory Nixon
 Technical fouls: Brigham Young None, Northern Arizona None.
 Attendance: 3215
 Lumberjack Classic (Prescott, Ariz.)

Score by periods	1st	2nd	Total
Brigham Young	28	34	62
Northern Arizona	21	31	52

Fast FG - BYU 2nd 01:49, NAU 2nd 01:16.
 Largest lead - BY by 27 2nd 01:49, NAU by 4 1st 16:50.

Official Basketball Box Score -- Game Totals -- Final Statistics
BYU-Hawaii vs BYU
11/15/11 7:05 pm at Provo, Utah, Marriott Center

BYU-Hawaii 52 • 0-1		BYU 90 • 3-1, 0-0	
##	Player	Total	3-Pr
FG	FGA	FT	FTA
44	Hurst, Brady	2-7	0-0
45	Funk, Brocketh	1-11	0-0
10	Ale, Okesene	1-4	0-1
23	Chang, Yusheng-Hsien	3-13	0-0
23	Dastrup, Jake	4-11	4-9
01	Coro, Pablo	0-1	0-0
02	Satterwhite, Gary	0-3	0-0
03	Lawrence, SeQuan	0-0	0-0
12	Covey, Christian	2-3	1-2
24	Stewart, Nikos	0-0	0-0
24	Mgwaka, Zach	2-6	0-1
Team		21-68	7-28

FG % 1st Half: 6-31 19.4% 2nd Half: 15-37 40.5% Game: 21-68 30.9%
 3FG % 1st Half: 2-13 15.4% 2nd Half: 8-23 34.8% Game: 10-36 27.8%
 FT % 1st Half: 3-6 50.0% 2nd Half: 3-3 100% Game: 3-9 33.3%

BYU 90 • 3-1, 0-0			
##	Player	Total	3-Pr
FG	FGA	FT	FTA
01	ABOOU, Charles	1-4	0-0
04	HARTSOCK, Noah	4-7	0-1
00	DAVIES, Brandon	5-8	0-0
13	ZYLSTRA, Brock	3-9	1-4
21	ROGERS, Stephen	2-5	1-2
02	CUSICK, Craig	3-5	1-2
05	COLLIWORTH, Chris	0-1	0-0
12	SHARP, Josh	2-3	0-0
14	MARTINEAU, Nick	0-0	0-0
20	WINDER, Anson	0-0	0-0
24	HARRISON, Damarcus	2-6	1-1
33	AUSTIN, Nate	0-0	0-0
Team		26-53	4-13

FG % 1st Half: 15-30 50.0% 2nd Half: 11-27 40.7% Game: 26-53 48.3%
 3FG % 1st Half: 3-11 27.3% 2nd Half: 1-2 50.0% Game: 4-13 30.8%
 FT % 1st Half: 7-8 87.5% 2nd Half: 10-17 58.8% Game: 17-25 68.0%

Officials: Glen Meyberry, James Giron, Casey McChellan
 Technical fouls: BYU-Hawaii None, BYU None.
 Attendance: 13435

Score by periods	1st	2nd	Total
BYU-Hawaii	17	35	52
BYU	40	50	90

Fast FG - BYU 2nd 00:21, BYU 2nd 03:00.
 Largest lead - BYU-Hawaii None, BYU by 26 1st 04:06.

Official Basketball Box Score -- Game Totals -- Final Statistics
Nevada Wolf Pack vs BYU Cougars
11-25-11 5:00 pm at Sears Center Hoffman Estates, IL

Nevada Wolf Pack 55 • 3-3		BYU Cougars 76 • 4-1	
##	Player	Total	3-Pr
FG	FGA	FT	FTA
01	Nyeko, Patrick	0-0	0-0
04	Hartsock, Noah	9-12	2-2
01	Abou, Charles	4-8	0-0
04	Flietsch, Devoite	0-0	0-0
04	Ellott, Keith	0-0	0-0
15	Jordan, Jordan	1-2	0-0
20	Burris, Jordan	1-2	0-0
24	Barton, Deonte	1-2	1-5
24	Wright, Derek	0-0	0-0
33	Panzer, Kevin	4-3	0-1
34	Shroy, Malik	1-3	0-0
44	Hudak, Davio	1-3	0-0
Team		21-56	5-20

FG % 1st Half: 10-29 34.5% 2nd Half: 11-27 40.7% Game: 21-56 34.8%
 3FG % 1st Half: 2-5 40.0% 2nd Half: 3-15 20.0% Game: 5-20 25.0%
 FT % 1st Half: 5-6 83.3% 2nd Half: 3-7 42.9% Game: 8-13 61.5%

BYU Cougars 76 • 4-1			
##	Player	Total	3-Pr
FG	FGA	FT	FTA
00	DAVIES, Brandon	4-8	0-0
04	HARTSOCK, Noah	9-12	2-2
01	ABOOU, Charles	4-8	0-0
13	ZYLSTRA, Brock	3-9	2-5
20	WINDER, Anson	4-4	0-0
02	CUSICK, Craig	0-0	0-0
14	Martineau, Nick	0-1	0-0
21	ROGERS, Stephen	4-6	2-3
24	Harrison, Damarcus	2-4	0-0
33	Austin, Nate	0-0	0-0
Team		31-57	11-28

FG % 1st Half: 14-30 46.7% 2nd Half: 17-27 63.0% Game: 31-57 54.8%
 3FG % 1st Half: 2-8 25.0% 2nd Half: 6-10 60.0% Game: 8-18 44.4%
 FT % 1st Half: 4-6 66.7% 2nd Half: 3-6 50.0% Game: 6-9 66.7%

Officials: Tim Kelly, Tony Dawkins, Ron Tyburk
 Technical fouls: Nevada Wolf Pack None, BYU Cougars None.
 Attendance: 12845

Score by periods	1st	2nd	Total
Nevada Wolf Pack	27	28	55
BYU Cougars	34	42	76

Fast FG - NEVADA 2nd 00:48, BYU 2nd 01:07.
 Largest lead - NEVADA by 12 1st 19:25, BYU by 21 2nd 01:07.

Official Basketball Box Score -- Game Totals -- Final Statistics
Oregon vs BYU
12/03/11 3:05 pm at EnergySolutions Arena, Salt Lake City

Oregon 65 • 4-2, 0-0		BYU 79 • 6-2, 0-0	
##	Player	Total	3-Pr
FG	FGA	FT	FTA
00	DAVIES, Brandon	6-8	2-2
01	ABOOU, Charles	2-5	0-0
10	Low, Johnathan	1-6	0-1
25	Singler, E.J.	4-11	3-6
25	Woods, Tyronne	4-9	0-0
12	Kingsley, Brett	1-5	1-4
23	Jacob, Jeremy	1-6	0-0
11	Nared, Tyronne	3-3	0-0
33	Emory, Carlos	0-4	0-0
Team		22-57	9-22

FG % 1st Half: 10-24 41.7% 2nd Half: 13-33 39.4% Game: 22-57 38.6%
 3FG % 1st Half: 4-11 36.4% 2nd Half: 4-13 30.8% Game: 8-22 36.4%
 FT % 1st Half: 6-10 60.0% 2nd Half: 6-11 54.5% Game: 12-21 57.1%

BYU 79 • 6-2, 0-0			
##	Player	Total	3-Pr
FG	FGA	FT	FTA
00	DAVIES, Brandon	6-8	2-2
01	ABOOU, Charles	3-15	2-6
13	ZYLSTRA, Brock	2-6	1-4
04	HARTSOCK, Noah	8-14	0-1
02	CUSICK, Craig	0-0	0-0
12			

Official Basketball Box Score -- Game Totals -- Final Statistics
BYU vs Utah
12/10/11 8:00 pm at Salt Lake City, UT (Huntsman Center)

BYU 61 - 8-2

#	Player	Total		3-Pr			Rebounds			PF	TP	A	T	Bk	Stl	Min
		FG	FGA	FG-FTA	FT	FTA	Off	Def	PF							
00	DAVIES, Brandon	1-4	0-0	1-2	3	6	9	3	1	1	1	1	1	1	25	
04	HARTSOCK, Noah	6-9	1-2	6-6	2	5	7	2	19	1	1	4	0	0	36	
11	ABOU, Charles	4-6	1-2	2-2	4	6	3	11	0	2	1	1	1	25		
13	ZYLSTRA, Brock	2-6	2-5	0-0	1	2	1	6	4	1	0	0	0	28		
20	WINDER, Anson	0-5	4-0	1-2	1	1	1	1	2	0	2	0	0	12		
02	CUSICK, Craig	2-5	2-4	4-5	0	3	3	10	6	2	0	0	0	28		
14	MARTINEAU, Nick	0-0	0-0	0-0	1	1	0	0	0	0	0	0	0	1		
21	ROGERS, Stephen	2-8	1-5	0-2	0	3	2	5	1	1	1	0	1	19		
24	HARRISON, Damarcus	1-5	1-4	0-0	0	0	0	3	0	0	0	0	0	8		
33	AUSTIN, Nate	1-1	1-1	0-0	0	5	3	3	1	0	0	0	0	18		
Team				1-2		3		3		1		0		0		
Totals		19-49	9-27	14-19	13	41	19	61	15	11	7	2	0	0	200	

FG % 1st Half: 7-26 26.9% 2nd Half: 12-23 52.2% Game: 19-49 38.8%
3FG % 1st Half: 5-16 31.3% 2nd Half: 4-11 36.4% Game: 9-27 33.3%
FT % 1st Half: 6-9 66.7% 2nd Half: 8-10 80.0% Game: 14-19 73.3%

Utah 42 - 1-8

#	Player	Total		3-Pr			Rebounds			PF	TP	A	T	Bk	Stl	Min
		FG	FGA	FG-FTA	FT	FTA	Off	Def	PF							
10	Farr, Dion	1-8	0-1	1-2	0	7	7	2	3	0	2	1	2	32		
03	Martin, Cedric	2-6	2-5	4-4	0	3	3	1	10	0	1	1	1	35		
02	Washington, Jason	0-7	0-0	0-0	0	3	3	6	0	2	0	0	0	18		
00	Hines, Chris	4-0	0-3	0-0	0	0	0	0	0	0	0	0	0	17		
15	Watkins, Josh	6-15	4-4	1-6	4	5	3	14	5	3	1	0	0	27		
03	Odum, Anthony	0-2	0-0	0-0	0	2	2	0	0	0	0	0	0	14		
05	Stroy, Kareem	2-7	0-4	2-2	1	4	6	3	0	0	0	0	0	27		
21	Dawson, Javon	0-1	0-0	3-4	4	1	5	1	3	1	0	0	0	19		
25	Wilkinson, Blake	0-2	0-0	0-0	1	2	2	0	0	1	0	1	1	11		
Team				4-2		6		6		1		0		0		
Totals		14-52	3-17	11-18	11	25	19	42	6	10	4	2	0	0	200	

FG % 1st Half: 4-22 18.2% 2nd Half: 10-30 33.3% Game: 14-52 26.9%
3FG % 1st Half: 1-9 11.1% 2nd Half: 1-11 9.1% Game: 2-20 10.0%
FT % 1st Half: 8-10 80.0% 2nd Half: 3-8 37.5% Game: 11-18 61.1%

Officials: Deron White, Bobby McRoy, Glen Mayberry
Technical fouls: BYU-None; Utah-None.
Attendance: 1027

Score by periods	1st	2nd	Total
BYU	25	36	61
Utah	17	25	42

Last FG - BYU 2nd-00:39, BU 2nd-01:12
Largest lead - BYU by 2nd-00:39, BU by 1st-14:17.33.
Score tied - 1 times.
Lead changed - 2 times.

Official Basketball Box Score -- Game Totals -- Final Statistics
BYU vs BYU
12/17/11 12:05 pm at Provo, Utah, Marriott Center

BYU 86 - 9-0, 0-0

#	Player	Total		3-Pr			Rebounds			PF	TP	A	T	Bk	Stl	Min
		FG	FGA	FG-FTA	FT	FTA	Off	Def	PF							
01	Jones III, Perry	11-16	2-2	4-7	3	5	8	3	28	4	1	0	3	33		
04	Acy, Quincy	3-7	0-0	2-4	0	4	2	8	0	1	0	1	0	27		
05	Heslop, Brady	6-10	6-10	0-0	0	1	18	2	5	0	2	3	29			
22	Walton, A.J.	2-4	1-3	0-1	0	4	4	3	5	0	1	0	17			
20	Miller, Quincy	4-9	0-0	0-0	1	3	4	8	1	2	2	0	22			
00	Franklin, Gary	2-4	2-4	0-0	0	2	2	18	2	4	1	1	10			
14	Bello, Deuce	0-1	0-1	0-0	0	0	1	0	1	0	0	0	6			
24	Jefferson, Cory	0-3	0-0	0-0	0	0	1	0	1	0	0	0	10			
41	Jones, Anthony	1-1	0-1	0-0	1	1	0	1	1	1	1	1	10			
55	Jackson, Pierre	4-8	2-4	3-3	0	3	3	13	7	5	1	1	30			
Team				3-6		11		31		19		86		17 13 4 10 200		

FG % 1st Half: 13-28 46.4% 2nd Half: 3-5 60.0% Game: 16-33 48.5%
3FG % 1st Half: 6-10 60.0% 2nd Half: 7-15 46.7% Game: 13-25 52.0%
FT % 1st Half: 6-10 60.0% 2nd Half: 6-7 85.7% Game: 12-13 92.3%

BYU 83 - 8-3, 0-0

#	Player	Total		3-Pr			Rebounds			PF	TP	A	T	Bk	Stl	Min
		FG	FGA	FG-FTA	FT	FTA	Off	Def	PF							
00	DAVIES, Brandon	6-15	0-1	6-9	5	8	13	1	18	1	1	1	1	36		
11	ABOU, Charles	2-10	1-4	2-2	6	3	9	4	17	2	5	1	0	22		
02	CUSICK, Craig	0-2	0-0	0-0	0	0	0	0	0	0	0	0	0	18		
13	ZYLSTRA, Brock	1-4	1-2	1-2	0	7	7	1	4	3	3	0	1	38		
34	HARTSOCK, Noah	7-14	0-1	1-3	2	5	15	1	1	1	2	37				
00	CARLINO, Matt	7-24	0-0	0-0	2	2	18	2	4	1	1	1	24			
20	WINDER, Anson	0-0	0-0	0-0	0	0	0	0	0	0	0	0	3			
24	HARRISON, Damarcus	3-7	1-3	1-4	2	3	2	8	1	1	1	1	15			
33	AUSTIN, Nate	1-1	0-0	0-0	0	0	0	1	1	0	0	0	7			
Team				3-3		3		3		14		16		6 200		

FG % 1st Half: 16-35 45.7% 2nd Half: 16-33 48.5% Game: 32-68 47.1%
3FG % 1st Half: 6-14 42.9% 2nd Half: 6-10 60.0% Game: 12-24 50.0%
FT % 1st Half: 6-10 60.0% 2nd Half: 6-10 60.0% Game: 12-20 60.0%

Officials: Rick Crawford, Keith Kimble, Joe DeBuss
Technical fouls: BYU-None; BYU-None.
Attendance: 2700

Score by periods	1st	2nd	Total
BYU	35	48	83
BYU	41	42	83

Last FG - BU 2nd-00:20, BU 2nd-01:50
Largest lead - BU by 9 2nd-06:17, BU by 13 1st-02:29.
Score tied - 12 times.
Lead changed - 2 times.

Official Basketball Box Score -- Game Totals -- Final Statistics
BYU vs BYU
12/20/11 7:05 pm at Provo, Utah, Marriott Center

Buffalo 78 - 6-2, 0-0

#	Player	Total		3-Pr			Rebounds			PF	TP	A	T	Bk	Stl	Min
		FG	FGA	FG-FTA	FT	FTA	Off	Def	PF							
00	OLDHAM, Jared	2-3	1-2	0-0	4	3	7	3	9	3	0	3	31			
05	FILZEN, Zach	5-7	4-6	0-0	0	0	0	14	1	4	0	3	37			
24	MCCREY, Javon	6-11	0-0	4-5	4	4	3	16	1	2	1	0	23			
21	WATT, Mitchell	7-12	1-1	3-4	1	7	8	3	18	2	5	1	32			
22	BARNETT, Dave	4-11	2-5	0-0	4	4	1	10	5	0	1	0	34			
01	WATSON, Tony	1-3	0-2	0-0	0	0	0	1	2	1	2	0	8			
10	RALEY-ROSS, Corey	0-0	0-0	0-0	0	0	0	0	0	0	0	0	3			
25	FORD, Xavier	0-2	0-0	0-0	1	1	0	0	0	0	0	0	1			
30	ROBINSON, Titus	1-2	0-0	5-6	1	1	4	7	1	2	0	0	16			
32	THOMAS-EDWARDS, Ra	1-1	0-0	0-0	1	0	1	0	2	1	0	0	7			
33	DOWNING, Cameron	1-1	0-0	2-2	0	0	1	4	0	0	0	0	8			
Team				2-3		5		5		14		16		3 200		

FG % 1st Half: 14-26 53.8% 2nd Half: 14-27 51.9% Game: 28-53 52.8%
3FG % 1st Half: 4-9 44.4% 2nd Half: 4-7 57.1% Game: 8-16 50.0%
FT % 1st Half: 7-8 87.5% 2nd Half: 7-9 77.8% Game: 14-17 82.4%

BYU 93 - 8-3, 0-0

#	Player	Total		3-Pr			Rebounds			PF	TP	A	T	Bk	Stl	Min
		FG	FGA	FG-FTA	FT	FTA	Off	Def	PF							
00	DAVIES, Brandon	1-3	0-0	0-2	3	1	3	2	1	0	2	1	22			
11	ABOU, Charles	3-10	1-3	1-2	2	4	6	4	8	4	0	2	24			
00	CARLINO, Matt	7-12	1-1	3-4	1	7	8	3	18	2	5	1	32			
13	ZYLSTRA, Brock	9-16	4-10	4-4	0	2	2	26	4	2	0	4	38			
34	HARTSOCK, Noah	7-9	0-1	2-3	1	1	3	16	2	0	0	1	36			
02	CUSICK, Craig	0-0	0-0	0-0	0	0	0	0	0	0	0	0	18			
12	SHARP, Josh	2-3	0-1	0-0	0	0	0	4	1	0	0	0	14			
14	MARTINEAU, Nick	0-1	0-0	0-0	0	0	0	0	0	0	0	0	1			
20	WINDER, Anson	7-8	6-7	0-0	0	0	0	20	3	0	1	1	19			
33	AUSTIN, Nate	2-4	0-0	1-4	3	1	4	7	1	1	0	0	24			
Team				3-4		4		4		14		16		2 13 200		

FG % 1st Half: 18-35 51.4% 2nd Half: 16-29 55.2% Game: 34-64 53.1%
3FG % 1st Half: 7-16 43.8% 2nd Half: 6-7 85.7% Game: 13-29 44.8%
FT % 1st Half: 4-4 100.0% 2nd Half: 8-13 61.5% Game: 12-17 70.6%

Officials: Ken Ditty, Tom Nally, Jeffrey Kent
Technical fouls: Buffalo-TEAM, BYU-None.
Attendance: 9632

Score by periods	1st	2nd	Total
Buffalo	39	39	78
BYU	47	46	93

Official Basketball Box Score -- Game Totals -- Final Statistics

Santa Clara vs BYU
01/14/12 6:05 pm at Provo, Utah, Marriott Center

Santa Clara 78 • 89, 0-4

Box score table for Santa Clara vs BYU. Columns include Player, FG, 3-PT, Rebounds, PF, TP, A TO Bk, Stl, Min. Santa Clara totals: 27-58, 15-25, 15-25, 20, 26, 11, 11, 2, 4, 20. BYU totals: 27-58, 15-25, 15-25, 20, 26, 11, 11, 2, 4, 20.

FG % 1st Half: 15-25 51.7% 2nd Half: 12-29 41.4% Game: 27-58 46.6%
3FG % 1st Half: 9-11 81.8% 2nd Half: 3-11 27.3% Game: 9-25 36.0%
FT % 1st Half: 9-11 81.8% 2nd Half: 9-25 36.0% Game: 20-26 76.9%

BYU 95 • 15-4, 1-1

Box score table for BYU 95 vs Santa Clara. Columns include Player, FG, 3-PT, Rebounds, PF, TP, A TO Bk, Stl, Min. BYU totals: 33-58, 7-17, 22-29, 9, 21, 10, 9, 5, 2, 7, 20. Santa Clara totals: 27-58, 15-25, 15-25, 20, 26, 11, 11, 2, 4, 20.

FG % 1st Half: 15-28 53.6% 2nd Half: 18-30 60.0% Game: 33-58 56.9%
3FG % 1st Half: 4-8 50.0% 2nd Half: 3-11 27.3% Game: 7-17 40.7%
FT % 1st Half: 11-15 73.3% 2nd Half: 11-15 73.3% Game: 22-29 75.9%

Officials: Rick Betsell, Randy Burkhardt, Mike Peterson
Technical fouls: Santa Clara-None, BYU-None.
Attendance: 16116

Score by periods table for Santa Clara vs BYU. Shows 1st, 2nd, 3rd, 4th quarter scores and totals. Santa Clara: 24, 26, 28, 20. BYU: 25, 23, 45, 83.

Start FG - SCU 2nd-02-12, BYU 2nd-02-19.
Largest lead - SCU by 2 1st-16:22, BYU by 17 2nd-08:08.
Score tied - 3 times.
Lead changed - 4 times.

Official Basketball Box Score -- Game Totals -- Final Statistics

BYU vs San Diego
01/16/12 7:05pm at San Diego, CA (Jenny Garret Pavilion)

BYU 82 • 16-4 (5-1 WCC)

Box score table for BYU vs San Diego. Columns include Player, FG, 3-PT, Rebounds, PF, TP, A TO Bk, Stl, Min. BYU totals: 28-62, 11-24, 15-21, 15, 31, 4, 11, 8, 2, 16, 15, 4, 20. San Diego totals: 24-59, 11-24, 15-21, 15, 31, 4, 11, 8, 2, 16, 15, 4, 20.

FG % 1st Half: 14-34 41.2% 2nd Half: 14-28 50.0% Game: 28-62 45.2%
3FG % 1st Half: 5-12 41.7% 2nd Half: 6-12 50.0% Game: 11-24 45.8%
FT % 1st Half: 4-6 66.7% 2nd Half: 11-15 73.3% Game: 15-21 71.4%

San Diego 63 • 6-11 (1-4 WCC)

Box score table for San Diego vs BYU. Columns include Player, FG, 3-PT, Rebounds, PF, TP, A TO Bk, Stl, Min. San Diego totals: 24-59, 11-24, 15-21, 15, 31, 4, 11, 8, 2, 16, 15, 4, 20. BYU totals: 28-62, 11-24, 15-21, 15, 31, 4, 11, 8, 2, 16, 15, 4, 20.

FG % 1st Half: 10-25 40.0% 2nd Half: 14-34 41.2% Game: 24-59 42.6%
3FG % 1st Half: 1-6 16.7% 2nd Half: 5-13 38.5% Game: 6-19 31.6%
FT % 1st Half: 8-10 80.0% 2nd Half: 7-12 58.3% Game: 15-21 71.4%

Officials: Dick Cartmel, Mike Reed, Tony Padilla
Technical fouls: BYU-None, San Diego-None.
Attendance: 3204

Score by periods table for San Diego vs BYU. Shows 1st, 2nd, 3rd, 4th quarter scores and totals. San Diego: 20, 24, 19, 20. BYU: 25, 23, 45, 83.

Start FG - BYU 2nd-04:27, USD 2nd-00:58.
Largest lead - BYU by 22 2nd-07:52, USD by 17 1st-15:32.
Score tied - 1 time.
Lead changed - 1 time.

Official Basketball Box Score -- Game Totals -- Final Statistics

Loyola Marymount vs BYU
01/19/12 6:35 pm at Provo, Utah, Marriott Center

Loyola Marymount 82 • 11-8, 4-2

Box score table for Loyola Marymount vs BYU. Columns include Player, FG, 3-PT, Rebounds, PF, TP, A TO Bk, Stl, Min. Loyola Marymount totals: 23-53, 7-22, 29-36, 9, 33, 4, 2, 5, 8, 2, 13, 14, 4, 10, 20. BYU totals: 23-53, 7-22, 29-36, 9, 33, 4, 2, 5, 8, 2, 13, 14, 4, 10, 20.

FG % 1st Half: 13-31 41.9% 2nd Half: 10-22 45.5% Game: 23-53 43.6%
3FG % 1st Half: 4-13 30.8% 2nd Half: 3-9 33.3% Game: 7-22 31.8%
FT % 1st Half: 4-6 66.7% 2nd Half: 29-30 93.3% Game: 29-36 80.6%

BYU 68 • 16-5, 2-2

Box score table for BYU vs Loyola Marymount. Columns include Player, FG, 3-PT, Rebounds, PF, TP, A TO Bk, Stl, Min. BYU totals: 23-53, 7-22, 29-36, 9, 33, 4, 2, 5, 8, 2, 13, 14, 4, 10, 20. Loyola Marymount totals: 23-53, 7-22, 29-36, 9, 33, 4, 2, 5, 8, 2, 13, 14, 4, 10, 20.

FG % 1st Half: 11-31 35.5% 2nd Half: 12-29 41.4% Game: 23-53 38.3%
3FG % 1st Half: 0-12 0.0% 2nd Half: 2-13 15.4% Game: 2-25 8.0%
FT % 1st Half: 9-17 52.9% 2nd Half: 14-16 87.5% Game: 20-28 71.4%

Officials: Glen Mayberry, Marc A. Beasley, Daryl Gelinas
Technical fouls: Loyola Marymount-None, BYU-None.
Attendance: 12751

Score by periods table for Loyola Marymount vs BYU. Shows 1st, 2nd, 3rd, 4th quarter scores and totals. Loyola Marymount: 24, 48, 82. BYU: 28, 40, 80.

Start FG - LMU 2nd-04:45, BYU 2nd-00:58.
Largest lead - LMU by 15 2nd-03:11, BYU by 4 1st-17:07.
Score tied - 7 times.
Lead changed - 5 times.

Official Basketball Box Score -- Game Totals -- Final Statistics

Brigham Young vs Pepperdine
01/21/12 5:05 p.m. at Malibu, Calif. (Firestone Fieldhouse)

Brigham Young 77 • 17-5, 6-2 WCC

Box score table for Brigham Young vs Pepperdine. Columns include Player, FG, 3-PT, Rebounds, PF, TP, A TO Bk, Stl, Min. Brigham Young totals: 23-49, 2-11, 29-38, 7, 28, 35, 11, 7, 7, 14, 9, 5, 4, 20. Pepperdine totals: 23-49, 2-11, 29-38, 7, 28, 35, 11, 7, 7, 14, 9, 5, 4, 20.

FG % 1st Half: 15-30 50.0% 2nd Half: 8-19 42.1% Game: 23-49 46.9%
3FG % 1st Half: 2-9 22.2% 2nd Half: 0-5 0.0% Game: 2-14 14.3%
FT % 1st Half: 10-14 71.4% 2nd Half: 19-24 79.2% Game: 29-38 76.3%

Pepperdine 64 • 7-12, 1-7 WCC

Box score table for Pepperdine vs Brigham Young. Columns include Player, FG, 3-PT, Rebounds, PF, TP, A TO Bk, Stl, Min. Pepperdine totals: 26-61, 4-17, 8-12, 7, 24, 31, 23, 6, 4, 9, 4, 3, 20. Brigham Young totals: 23-49, 2-11, 29-38, 7, 28, 35, 11, 7, 7, 14, 9, 5, 4, 20.

FG % 1st Half: 11-31 35.5% 2nd Half: 15-30 50.0% Game: 26-61 42.6%
3FG % 1st Half: 2-8 25.0% 2nd Half: 4-9 44.4% Game: 6-17 35.3%
FT % 1st Half: 5-8 62.5% 2nd Half: 3-4 75.0% Game: 8-12 66.7%

Officials: Klaus Endrassat, Dennis Finlay, Delore Carr
Technical fouls: Brigham Young-DAVIES, Pepperdine-None.
Attendance: 3104

Score by periods table for Brigham Young vs Pepperdine. Shows 1st, 2nd, 3rd, 4th quarter scores and totals. Brigham Young: 29, 35, 77. Pepperdine: 23, 35, 64.

Start FG - BYU 2nd-01:56, PEP 2nd-00:35.
Largest lead - BYU by 15 2nd-00:18, PEP by 9 1st-16:57.
Score tied - 7 times.
Lead changed - 7 times.

Official Basketball Box Score -- Game Totals -- Final Statistics

BYU vs Virginia Tech
01/25/12 7:00 PM at Cassell Coliseum, Blacksburg, VA

BYU 70 • 18-5

Box score table for BYU vs Virginia Tech. Columns include Player, FG, 3-PT, Rebounds, PF, TP, A TO Bk, Stl, Min. BYU totals: 22-66, 5-24, 21-24, 13, 24, 37, 19, 14, 7, 4, 7, 20. Virginia Tech totals: 22-66, 5-24, 21-24, 13, 24, 37, 19, 14, 7, 4, 7, 20.

FG % 1st Half: 9-30 30.0% 2nd Half: 13-36 36.1% Game: 22-66 33.3%
3FG % 1st Half: 1-8 12.5% 2nd Half: 4-16 25.0% Game: 5-24 20.8%
FT % 1st Half: 10-10 100.0% 2nd Half: 11-14 78.6% Game: 21-24 87.5%

Virginia Tech 68 • 12-8

Box score table for Virginia Tech vs BYU. Columns include Player, FG, 3-PT, Rebounds, PF, TP, A TO Bk, Stl, Min. Virginia Tech totals: 22-66, 5-24, 21-24, 13, 24, 37, 19, 14, 7, 4, 7, 20. BYU totals: 22-66, 5-24, 21-24, 13, 24, 37, 19, 14, 7, 4, 7, 20.

FG % 1st Half: 8-31 25.8% 2nd Half: 16-40 40.0% Game: 22-66 42.9%
3FG % 1st Half: 1-9 11.1% 2nd Half: 3-13 23.1% Game: 4-22 18.2%
FT % 1st Half: 7-10 70.0% 2nd Half: 8-13 61.5% Game: 15-23 65.2%

Officials: Mike Eades, Bernard Clinton, Raymond Stions
Technical fouls: BYU-None, Virginia Tech-None.
Attendance: 9231

Score by periods table for BYU vs Virginia Tech. Shows 1st, 2nd, 3rd, 4th quarter scores and totals. BYU: 29, 41, 70. Virginia Tech: 25, 43, 68.

Start FG - BYU 2nd-00:26, VT 2nd-00:12.
Largest lead - BYU by 12 1st-05:46, VT by 4 2nd-11:14.
Score tied - 10 times.
Lead changed - 6 times.

Official Basketball Box Score -- Game Totals -- Final Statistics

Saint Mary's vs BYU
01/28/12 7:05 pm at Provo, Utah, Marriott Center

Saint Mary's 80 • 21-2, 10-0

Box score table for Saint Mary's vs BYU. Columns include Player, FG, 3-PT, Rebounds, PF, TP, A TO Bk, Stl, Min. Saint Mary's totals: 24-43, 7-18, 25-33, 10, 25, 32, 22, 8, 13, 24, 1, 8, 20. BYU totals: 24-43, 7-18, 25-33, 10, 25, 32, 22, 8, 13, 24, 1, 8, 20.

FG % 1st Half: 15-28 53.6% 2nd Half: 9-15 60.0% Game: 24-43 55.8%
3FG % 1st Half: 5-13 38.5% 2nd Half: 2-5 40.0% Game: 7-18 38.9%
FT % 1st Half: 5-9 55.6% 2nd Half: 20-25 80.0% Game: 25-33 75.8%

BYU 66 • 18-6, 3-3

Box score table for BYU vs Saint Mary's. Columns include Player, FG, 3-PT, Rebounds, PF, TP, A TO Bk, Stl, Min. BYU totals: 25-61, 2-13, 14-22, 17, 13, 30, 26, 6, 9, 15, 3, 13, 20. Saint Mary's totals: 24-43, 7-18, 25-33, 10, 25, 32, 22, 8, 13, 24, 1, 8, 20.

FG % 1st Half: 10-27 37.0% 2nd Half: 12-34 35.3% Game: 25-61 41.0%
3FG % 1st Half: 1-7 14.3% 2nd Half: 1-6 16.7% Game: 2-13 15.4%
FT % 1st Half: 7-9 77.8% 2nd Half: 7-13 53.8% Game: 14-22 63.6%

Officials: Frank Harvey, James Giron, Glen Mayberry
Technical fouls: Saint Mary's-TEAM, BYU-TEAM 2.
Attendance: 27200

Score by periods table for Saint Mary's vs BYU. Shows 1st, 2nd, 3rd, 4th quarter scores and totals. Saint Mary's: 28, 40, 80. BYU: 28, 40, 80.

Start FG - SMC 2nd-02:45, BYU 2nd-00:12.
Largest lead - SMC by 22 2nd-16:49, BYU by 2 1st-17:34.
Score tied - 5 times.
Lead changed - 5 times.

Official Basketball Box Score -- Game Totals -- Final Statistics

Gonzaga vs BYU
02/02/12 9:05 pm at Provo, Utah, Marriott Center

Gonzaga 73 • 17-4, 7-2

Box score table for Gonzaga vs BYU. Columns include Player, FG, 3-PT, Rebounds, PF, TP, A TO Bk, Stl, Min. Gonzaga totals: 25-61, 3-19, 20-28, 11, 31, 42, 17, 7, 3, 13, 19, 3, 9, 20. BYU totals: 25-61, 3-19, 20-28, 11, 31, 42, 17, 7, 3, 13, 19, 3, 9, 20.

FG % 1st Half: 7-26 26.9% 2nd Half: 18-35 51.4% Game: 25-61 41.0%
3FG % 1st Half: 1-9 11.1% 2nd Half: 2-10 20.0% Game: 3-19 15.8%
FT % 1st Half: 9-11 81.8% 2nd Half: 11-17 64.7% Game: 20-28 71.4%

BYU 83 • 19-6, 7-3

Box score table for BYU vs Gonzaga. Columns include Player, FG, 3-PT, Rebounds, PF, TP, A TO Bk, Stl, Min. BYU totals: 34-69, 3-12, 12-17, 1, 21, 31, 23, 8, 3, 2, 14, 20. Gonzaga totals: 25-61, 3-19, 20-28, 11, 31, 42, 17, 7, 3, 13, 19, 3, 9, 20.

FG % 1st Half: 16-36 44.4% 2nd Half: 18-33 54.5% Game: 34-69 49.3%
3FG % 1st Half: 1-4 25.0% 2nd Half: 2-10 20.0% Game: 3-12 25.0%
FT % 1st Half: 5-9 55.6% 2nd Half: 7-8 87.5% Game: 12-17 70.6%

Officials: Dick Cartmel, Rick Betsell, Jimmy Casas
Technical fouls: Gonzaga-None, BYU-None.
Attendance: 19257

Score by periods table for Gonzaga vs BYU. Shows 1st, 2nd, 3rd, 4th quarter scores and totals. Gonzaga: 24, 49, 73. BYU: 28, 45, 83.

Start FG - GON 2nd-00:40, BYU 2nd-00:33.
Largest lead - GON by 31 at 15:50, BYU by 19 2nd-13:32.
Score tied - 4 times.
Lead changed - 5 times.

Official Basketball Box Score -- Game Totals -- Final Statistics

BYU vs Portland
02/04/12 7:00 PM at Portland, Ore. (Chiles Center)

BYU 79 • 20-6, 8-3 WCC

Box score table for BYU vs Portland. Columns include Player, FG, 3-PT, Rebounds, PF, TP, A TO Bk, Stl, Min. BYU totals: 19-54, 3-16, 38-53, 16, 25, 41, 21, 7, 9, 12, 4, 18, 20. Portland totals: 19-54, 3-16, 38-53, 16, 25, 41, 21, 7, 9, 12, 4, 18, 20.

FG % 1st Half: 10-26 38.5% 2nd Half: 9-28 32.1% Game: 19-54 35.2%
3FG % 1st Half: 3-9 33.3% 2nd Half: 0-0 0.0% Game: 3-16 18.8%
FT % 1st Half: 9-16 56.3% 2nd Half: 29-37 78.4% Game: 38-53 71.7%

Portland 60 • 6-18, 3-8 WCC

Box score table for Portland vs BYU. Columns include Player, FG, 3-PT, Rebounds, PF, TP, A TO Bk, Stl, Min. Portland totals: 19-54, 3-16, 38-53, 16, 25, 41, 21, 7, 9, 12, 4, 18, 20. BYU totals: 19-54, 3-16, 38-53, 16, 25, 41, 21, 7, 9, 12, 4, 18, 20.

FG % 1st Half: 11-24 45.8% 2nd Half: 11-26 42.3% Game: 19-54 44.9%
3FG % 1st Half: 3-8 37.5% 2nd Half: 3-8 37.5% Game: 6-16 37.5%
FT % 1st Half: 2-9 22.2% 2nd Half: 8-14 57.1% Game: 10-23 43.5%

Officials: Michael Greenstein, Scott Harris, Horace Shields
Technical fouls: BYU-DAVIES, Brandon, Portland-None.
Attendance: 4159

Score by periods table for Portland vs BYU. Shows 1st, 2nd, 3rd, 4th quarter scores and totals. Portland: 27, 33, 60. BYU: 28, 45, 83.

Start FG - BYU 2nd-00:50, POR 2nd-01:48.
Largest lead - BYU by 22 2nd-07:52, POR by 4 2nd-16:03.
Score tied - 4 times.
Lead changed - 8 times.

Official Basketball Box Score -- Game Totals -- Final Statistics

Pepperdine vs BYU
02/11/12 4:05 pm at Provo, Utah, Marriott Center

Pepperdine 48 • 8-17, 2-12

Box score table for Pepperdine vs BYU. Columns include Player, FG, 3-PT, Rebounds, PF, TP, A TO Bk, Stl, Min. Pepperdine totals: 21-63, 2-16, 4-11, 14, 25, 39, 16, 48, 14, 17, 1, 8, 20. BYU totals: 21-63, 2-16, 4-11, 14, 25, 39, 16, 48, 14, 17, 1, 8, 20.

FG % 1st Half: 10-34 29.4% 2nd Half: 11-29 37.9% Game: 21-63 33.3%
3FG % 1st Half: 1-4 25.0% 2nd Half: 1-8 12.5% Game: 2-12 16.7%
FT % 1st Half: 1-3 33.3% 2nd Half: 6-16 37.5% Game: 7-19 36.8%

BYU 86 • 21-6, 9-3

Box score table for BYU vs Pepperdine. Columns include Player, FG, 3-PT, Rebounds, PF, TP, A TO Bk, Stl, Min. BYU totals: 27-65, 11-32, 20-24, 15, 31, 46, 12, 86, 20, 12, 7, 10, 20. Pepperdine totals: 21-63, 2-16, 4-11, 14, 25, 39, 16, 48, 14, 17, 1, 8, 20.

FG % 1st Half: 14-32 43.8% 2nd Half: 13-33 39.4% Game: 27-65 41.5%
3FG % 1st Half: 4-16 25.0% 2nd Half: 6-16 37.5% Game: 10-32 31.3%
FT % 1st Half: 12-15 80.0% 2nd Half: 8-9 88.9% Game: 20-24 83.3%

Officials: Tom Wood, Bobby McKay, Michael Rapp
Technical fouls: Pepperdine-None, BYU-None.
Attendance: 19008

Score by periods table for Pepperdine vs BYU. Shows 1st, 2nd, 3rd, 4th quarter scores and totals. Pepperdine: 25, 23, 48. BYU: 28, 40, 86.

Start FG - PEP 2nd-00:38, BYU 2nd-00:33.
Largest lead - PEP None, BYU by 46 2nd-03:03.
Score tied - 0 times.
Lead changed - 0 times.

Official Basketball Box Score -- Game Totals -- Final Statistics
BYU vs San Francisco
02/16/12 7:00 PM at San Francisco, CA; War Memorial Gym

BYU 85 • 22-6,10-3 WCC

#	Player	Total		3-Ptr		Rebounds		PF	TP	A	TO	Blk	Stl	Min
		FG	FGA	FT	FTA	Off	Def							
00	DAVIES, Brandon	3	7	0	0	0	5	5	4	6	2	2	2	21
01	ABDOU, Charles	6	13	2	6	0	4	2	15	4	2	0	1	34
00	CARLINO, Matt	13	19	4	7	0	1	4	1	30	3	3	0	4
20	WINDER, Anson	3	5	0	2	0	6	6	2	8	2	1	0	22
24	HARTSOCK, Noah	7	13	0	0	1	2	2	16	1	3	2	0	35
02	CUSICK, Craig	0	2	0	1	2	0	0	1	1	2	0	0	13
12	SHARP, Josh	0	1	0	0	0	0	0	1	0	0	0	0	2
13	ZYLSTRA, Brock	1	5	0	3	1	3	4	0	3	1	1	0	18
23	AUSTIN, Nate	3	4	0	0	2	2	2	5	6	0	1	1	18
Team		36	67	7	17	6	9	7	25	32	18	85	15	120
Totals		36	67	7	17	6	9	7	25	32	18	85	15	120

FG % 1st Half: 20-35 57.1% 2nd half: 16-32 50.0% Game: 36-67 53.7% Deadball Rebounds: 2
 3FG % 1st Half: 6-10 60.0% 2nd half: 1-7 14.3% Game: 7-17 41.2%
 FT % 1st Half: 3-5 60.0% 2nd half: 3-4 75.0% Game: 6-9 66.7%

San Francisco 84 • 17-11, 7-7 WCC

#	Player	Total		3-Ptr		Rebounds		PF	TP	A	TO	Blk	Stl	Min
		FG	FGA	FT	FTA	Off	Def							
05	WILLIAMS, Michael	2	10	1	6	0	4	0	1	0	5	1	0	26
13	GREEN, Rashad	5	14	1	4	1	2	5	7	4	12	1	1	34
22	BLACKWELL, Perris	9	11	0	0	3	6	11	3	18	1	5	0	34
32	CALOJARG, Angelo	7	13	3	8	6	6	1	5	6	23	5	2	38
45	DOOLIN, Cody	6	11	4	8	0	1	5	6	1	16	7	2	35
02	JOHNSON, Avery	0	1	0	1	0	0	0	0	0	1	0	0	7
22	DICKERSON, Cole	4	9	1	4	1	1	1	1	1	1	1	2	23
30	WEY, Jay	0	0	0	0	0	0	0	0	0	0	0	0	2
31	HOFFMANN, Gavin	0	1	0	1	0	0	0	0	0	0	0	0	1
Team		33	70	10	32	8	15	17	25	42	11	84	17	14
Totals		33	70	10	32	8	15	17	25	42	11	84	17	14

FG % 1st Half: 17-30 56.7% 2nd half: 16-40 40.0% Game: 33-70 47.1% Deadball Rebounds: 2
 3FG % 1st Half: 6-14 42.9% 2nd half: 4-18 22.2% Game: 10-32 31.3%
 FT % 1st Half: 4-7 57.1% 2nd half: 3-6 50.0% Game: 6-15 40.0%

Officials: Dick Cartmel, Tony Padilla, Deron White
 Technical fouls: BYU-None, San Francisco-None.
 Attendance: 3875

Score by periods	1st	2nd	Total
BYU	49	36	85
San Francisco	44	40	84

Last FG - BYU 2nd-00:21, USF 2nd-00:47.
 Largest lead - BYU by 11 1st-12:11, USF by 1 2nd-00:47.

Score tied - 0 times.
 Lead changed - 2 times.

Official Basketball Box Score -- Game Totals -- Final Statistics
Portland vs BYU
02/25/12 8:05 pm at Provo, Utah, Marriott Center

Portland 66 • 6-23, 10-13

#	Player	Total		3-Ptr		Rebounds		PF	TP	A	TO	Blk	Stl	Min
		FG	FGA	FT	FTA	Off	Def							
00	BAILEY, Kevin	1	4	0	2	0	0	3	3	4	2	0	3	0
03	RILEY, Tanner	6	12	4	9	0	0	2	2	5	16	1	1	0
12	VAN DER MARS, Thoma	3	6	0	0	1	3	1	4	3	6	0	1	0
23	NICHOLAS, Ryan	8	14	1	2	3	3	11	4	19	2	2	0	35
35	CARR, David	0	8	0	3	0	0	1	1	2	0	2	1	25
09	BAILEY, John	1	2	0	0	1	4	5	0	2	3	1	0	19
11	DOUGLAS, Tim	3	6	2	5	2	2	0	0	4	10	4	4	0
15	RODGERS, Derrick	1	1	0	0	1	0	0	0	0	0	2	0	0
22	CASON, Doran	3	4	0	1	0	1	5	6	1	0	1	0	17
33	MITROVIC, Nemanja	1	5	0	2	0	1	3	4	1	2	2	3	0
Team		27	62	7	23	5	9	12	26	36	28	66	17	17
Totals		27	62	7	23	5	9	12	26	36	28	66	17	17

FG % 1st Half: 13-33 39.4% 2nd half: 14-29 48.3% Game: 27-62 43.5% Deadball Rebounds: 1
 3FG % 1st Half: 3-11 27.3% 2nd half: 4-12 33.3% Game: 7-23 30.4%
 FT % 1st Half: 0-2 0.0% 2nd half: 5-7 71.4% Game: 5-9 55.6%

BYU 76 • 24-7, 12-4

#	Player	Total		3-Ptr		Rebounds		PF	TP	A	TO	Blk	Stl	Min
		FG	FGA	FT	FTA	Off	Def							
00	DAVIES, Brandon	10	13	0	0	5	7	1	2	2	25	2	4	0
01	ABDOU, Charles	5	11	1	4	5	8	1	16	1	1	0	2	32
20	CARLINO, Matt	3	8	0	2	4	0	3	3	8	0	0	0	32
20	WINDER, Anson	0	2	0	1	2	0	3	2	2	0	1	0	1
33	AUSTIN, Nate	1	2	0	0	1	2	3	2	0	1	0	0	16
02	CUSICK, Craig	0	4	0	2	3	4	1	3	4	1	3	1	0
12	SHARP, Josh	0	0	0	0	0	0	0	0	0	0	0	0	1
13	ZYLSTRA, Brock	6	12	4	8	4	6	3	6	9	0	20	1	1
14	MARTINEAU, Nick	0	0	0	0	0	0	0	0	0	0	0	0	1
24	HARRISON, Damarcus	0	0	0	0	0	0	0	0	0	0	0	0	0
Team		25	52	5	17	21	31	8	26	34	11	76	13	11
Totals		25	52	5	17	21	31	8	26	34	11	76	13	11

FG % 1st Half: 15-32 46.9% 2nd half: 10-20 50.0% Game: 25-52 48.1% Deadball Rebounds: 3
 3FG % 1st Half: 4-12 33.3% 2nd half: 1-5 20.0% Game: 5-17 29.4%
 FT % 1st Half: 8-12 66.7% 2nd half: 13-19 68.4% Game: 21-31 67.7%

Officials: Tom Wood, Mike Peterson, Mitt Stowe
 Technical fouls: Portland-None, BYU-None.
 Attendance: 22700
 Marriott Center sellout.

Score by periods	1st	2nd	Total
Portland	29	37	66
BYU	42	34	76

Last FG - POR 2nd-00:24, BYU 2nd-02:24.
 Largest lead - POR None, BYU by 17 2nd-18:10.

Score tied - 0 times.
 Lead changed - 0 times.

Official Basketball Box Score -- Game Totals -- Final Statistics
Brigham Young vs Santa Clara
02/18/12 4 pm at Santa Clara, Calif. (Leavey Center)

Brigham Young 82 • 23-6, 11-3

#	Player	Total		3-Ptr		Rebounds		PF	TP	A	TO	Blk	Stl	Min
		FG	FGA	FT	FTA	Off	Def							
00	DAVIES, Brandon	6	7	0	0	8	11	0	3	3	4	20	0	4
01	ABDOU, Charles	6	10	0	2	2	8	1	14	4	1	0	1	34
34	HARTSOCK, Noah	8	14	0	1	5	7	5	2	21	3	1	1	34
20	CARLINO, Matt	1	4	0	1	2	3	2	2	7	2	0	2	22
20	WINDER, Anson	1	4	0	0	0	0	0	7	2	1	0	1	14
02	CUSICK, Craig	0	1	0	1	1	2	1	0	5	1	0	0	19
12	SHARP, Josh	0	0	0	0	1	1	1	0	0	0	0	0	2
13	ZYLSTRA, Brock	5	6	2	3	0	5	2	12	1	1	1	0	26
14	MARTINEAU, Nick	0	0	0	0	0	0	0	0	0	0	0	0	1
24	HARRISON, Damarcus	0	1	0	0	0	0	0	1	0	1	0	0	5
33	AUSTIN, Nate	2	2	0	2	0	1	1	1	6	1	1	0	17
Team		31	53	3	12	17	22	5	25	30	21	82	13	4
Totals		31	53	3	12	17	22	5	25	30	21	82	13	4

FG % 1st Half: 13-22 59.1% 2nd half: 18-31 58.1% Game: 31-53 58.5% Deadball Rebounds: 3
 3FG % 1st Half: 2-7 28.6% 2nd half: 1-5 20.0% Game: 3-12 25.0%
 FT % 1st Half: 6-8 75.0% 2nd half: 11-14 78.6% Game: 17-22 77.3%

Santa Clara 67 • 8-19, 0-14 WCC

#	Player	Total		3-Ptr		Rebounds		PF	TP	A	TO	Blk	Stl	Min
		FG	FGA	FT	FTA	Off	Def							
31	HARRISON, Niyi	7	9	0	0	5	8	3	3	6	2	19	0	4
42	COWELS, Raymond III	5	14	1	4	3	3	5	4	14	1	0	0	30
15	McARTHEUR, John	1	3	0	0	2	3	5	2	0	0	0	0	14
00	ROQUEMORE, Evan	2	10	1	4	1	2	1	1	6	6	2	0	1
20	JOHNSON, Denzel	0	5	0	3	2	2	1	1	0	2	1	2	0
03	CLARK, Brandon	7	12	3	6	2	0	2	9	19	2	2	0	29
04	PERRICONE, Kyle	0	0	0	0	0	0	0	0	0	0	0	0	1
05	AKWENUKE, Jordan	0	0	0	0	1	2	1	3	4	1	0	2	0
14	CLARK, Julian	0	0	0	0	0	0	0	0	0	0	0	0	1
33	BACH, Phillip	1	1	0	0	0	0	0	0	0	0	0	0	1
35	GARRETT, Robert	0	0	0	2	2	2	2	2	0	0	1	1	4
44	ATANKA, Yannick	0	2	0	2	1	2	2	2	4	0	1	1	21
Team		23	56	5										

2011-12 SEASON STATS
BYU Combined Team Statistics (as of Feb 25, 2012)
All games

RECORD:	OVERALL	HOME	AWAY	NEUTRAL
ALL GAMES	24-7	13-3	8-3	3-1
CONFERENCE	12-4	6-2	6-2	0-0
NON-CONFERENCE	12-3	7-1	2-1	3-1

#	Player	gp-gs	min	avg	Total		3-Point		F-Throw		Rebounds				pf	dq	a	to	blk	stl	pts	avg
					fg-fga	fg%	3fg-fga	3fg%	ft-fga	ft%	off	def	tot	avg								
34	HARTSOCK, Noah	30-30	931	31.0	188-332	.566	9-29	.310	118-140	.843	38	122	160	5.3	63	0	47	46	48	26	503	16.8
00	DAVIES, Brandon	31-31	879	28.4	168-331	.508	0-1	.000	126-178	.708	72	163	235	7.6	99	4	66	88	41	46	462	14.9
10	CARLINO, Matt	21-20	578	27.5	99-236	.419	36-107	.336	38-52	.731	9	59	68	3.2	49	2	98	51	6	31	272	13.0
01	ABOUO, Charles	31-31	844	27.2	118-269	.439	39-105	.371	81-110	.736	63	133	196	6.3	80	2	84	54	7	36	356	11.5
13	ZYLSTRA, Brock	30-24	834	27.8	87-189	.460	47-123	.382	32-50	.640	28	98	126	4.2	53	0	57	43	4	35	253	8.4
21	ROGERS, Stephen	16-2	239	14.9	41-87	.471	16-45	.356	10-15	.667	3	26	29	1.8	19	1	23	13	6	9	108	6.8
20	WINDER, Anson	30-13	498	16.6	45-119	.378	22-75	.293	24-37	.649	3	45	48	1.6	35	0	54	28	3	32	136	4.5
33	AUSTIN, Nate	31-1	407	13.1	54-96	.563	6-19	.316	20-39	.513	48	71	119	3.8	85	5	14	19	12	8	134	4.3
02	CUSICK, Craig	31-3	499	16.1	29-76	.382	19-49	.388	19-29	.655	5	37	42	1.4	35	0	61	21	0	24	96	3.1
24	HARRISON, Damarcus	27-0	235	8.7	32-98	.327	11-43	.256	8-16	.500	6	19	25	0.9	20	0	14	22	1	12	83	3.1
12	SHARP, Josh	25-0	193	7.7	9-22	.409	1-5	.200	14-23	.609	16	21	37	1.5	21	0	12	12	3	4	33	1.3
14	MARTINEAU, Nick	17-0	51	3.0	5-13	.385	3-5	.600	1-2	.500	1	6	7	0.4	2	0	6	3	0	2	14	0.8
05	COLLINSWORTH, Chri	2-0	12	6.0	0-2	.000	0-1	.000	0-0	.000	0	1	1	0.5	3	0	1	3	1	0	0	0.0
Team												56	59	115		1		3				
Total.....		31	6200		875-1870	.468	209-607	.344	491-691	.711	348	860	1208	39.0	565	14	537	406	132	265	2450	79.0
Opponents.....		31	6173		725-1785	.406	201-651	.309	402-602	.668	310	752	1062	34.3	595	-	417	489	85	194	2053	66.2

TEAM STATISTICS	BY	OPP	Date	Opponent	Score	Att.
SCORING	2450	2053	11/11/11	at Utah State	L 62-69	10270
Points per game	79.0	66.2	11/15/11	BYU-HAWAII	w 73-52	13435
Scoring margin	+12.8	-	11/18/11	LONGWOOD	w 92-60	10173
FIELD GOALS-ATT	875-1870	725-1785	11/22/11	PRAIRIE VIEW A&M	w 90-51	11760
Field goal pct	.468	.406	11/25/11	vs Nevada	w 76-55	3424
3 POINT FG-ATT	209-607	201-651	11/26/11	vs Wisconsin	L 56-73	2634
3-point FG pct	.344	.309	11/30/11	vs Northern Arizona	w 87-52	3215
3-pt FG made per game	6.7	6.5	12/03/11	vs Oregon	w 79-65	12845
FREE THROWS-ATT	491-691	402-602	12/07/11	WEBER STATE	w 94-66	11676
Free throw pct	.711	.668	12/10/11	at Utah	w 61-42	10327
F-Throws made per game	15.8	13.0	12/17/11	BAYLOR	L 83-86	22700
REBOUNDS	1208	1062	12/20/11	BUFFALO	w 93-78	9632
Rebounds per game	39.0	34.3	12/22/11	UC SANTA BARBARA	w 89-75	10670
Rebounding margin	+4.7	-	12/27/11	CAL STATE SAN MARCOS	w 79-51	13007
ASSISTS	537	417	* 12/29/11	at Saint Mary's (CA)	L 82-98	3500
Assists per game	17.3	13.5	* 12/31/11	SAN DIEGO	w 88-52	16369
TURNOVERS	406	489	* 01/05/12	at Loyola Marymount	w 73-65	3073
Turnovers per game	13.1	15.8	* 01/07/12	SAN FRANCISCO	w 81-56	14823
Turnover margin	+2.7	-	* 01/14/12	SANTA CLARA	w 95-78	16116
Assist/turnover ratio	1.3	0.9	* 01/16/12	at San Diego	w 82-63	3204
STEALS	265	194	* 01/19/12	LOYOLA MARYMOUNT	L 68-82	12751
Steals per game	8.5	6.3	* 01/21/12	at Pepperdine	w 77-64	3104
BLOCKS	132	85	01/25/12	at Virginia Tech	w 70-68	9231
Blocks per game	4.3	2.7	* 01/28/12	SAIN'T MARY'S	L 66-80	22700
ATTENDANCE	246777	82561	* 02/02/12	GONZAGA	w 83-73	19257
Home games-Avg/Game	16-15424	11-5495	* 02/04/12	at Portland	w 79-60	4159
Neutral site-Avg/Game	-	4-5530	* 02/11/12	PEPPERDINE	w 86-48	19008
			* 02/16/12	at San Francisco	w 85-84	2875
			* 02/18/12	at Santa Clara	w 82-67	4700
			* 02/23/12	at GONZAGA BULLDOGS	L 63-74	6000
			* 02/25/12	PORTLAND	w 76-66	22700

* = Conference game



2011-12 SEASON STATS
BYU Combined Team Statistics (as of Feb 25, 2012)
Conference games

RECORD:	OVERALL	HOME	AWAY	NEUTRAL
ALL GAMES	12-4	6-2	6-2	0-0
CONFERENCE	12-4	6-2	6-2	0-0
NON-CONFERENCE	0-0	0-0	0-0	0-0

##	Player	gp-gs	min	avg	Total		3-Point		F-Throw		Rebounds				pf	dq	a	to	blk	stl	pts	avg
					fg-fga	fg%	3fg-fga	3fg%	ft-fga	ft%	off	def	tot	avg								
00	DAVIES, Brandon	16-16	491	30.7	103-191	.539	0-0	.000	82-121	.678	37	92	129	8.1	54	2	35	55	25	29	288	18.0
34	HARTSOCK, Noah	15-15	450	30.0	87-161	.540	2-12	.167	60-71	.845	13	56	69	4.6	34	0	20	32	16	11	236	15.7
10	CARLINO, Matt	16-16	437	27.3	72-177	.407	23-77	.299	29-41	.707	7	43	50	3.1	37	2	74	36	4	22	196	12.3
01	ABOUO, Charles	16-16	448	28.0	60-140	.429	17-53	.321	43-57	.754	27	63	90	5.6	42	2	43	17	2	18	180	11.3
13	ZYLSTRA, Brock	15-9	426	28.4	41-88	.466	20-57	.351	20-33	.606	17	57	74	4.9	27	0	23	19	2	17	122	8.1
33	AUSTIN, Nate	16-1	230	14.4	28-52	.538	2-10	.200	12-22	.545	33	36	69	4.3	48	4	9	8	5	5	70	4.4
20	WINDER, Anson	16-7	238	14.9	23-62	.371	10-36	.278	11-14	.786	1	26	27	1.7	26	0	19	11	0	20	67	4.2
02	CUSICK, Craig	16-0	286	17.9	18-49	.367	14-30	.467	10-16	.625	4	21	25	1.6	17	0	29	12	0	17	60	3.8
24	HARRISON, Damarcus	13-0	71	5.5	8-29	.276	3-10	.300	1-1	1.000	2	8	10	0.8	7	0	3	9	0	3	20	1.5
21	ROGERS, Stephen	6-0	41	6.8	3-13	.231	1-7	.143	2-2	1.000	1	6	7	1.2	5	0	5	2	1	1	9	1.5
14	MARTINEAU, Nick	6-0	19	3.2	3-6	.500	2-3	.667	0-0	.000	0	1	1	0.2	1	0	0	0	0	0	8	1.3
12	SHARP, Josh	13-0	63	4.8	0-4	.000	0-1	.000	10-14	.714	6	4	10	0.8	7	0	3	2	3	2	10	0.8
Team												34	26	60		1		2				
Total.....		16	3200		446-972	.459	94-296	.318	280-392	.714	182	439	621	38.8	306	10	263	205	58	145	1266	79.1
Opponents.....		16	3173		378-918	.412	100-344	.291	254-370	.686	165	401	566	35.4	324	-	218	251	40	110	1110	69.4

TEAM STATISTICS	BY	OPP	Date	Opponent	Score	Att.
SCORING	1266	1110	* 12/29/11	at Saint Mary's (CA)	L 82-98	3500
Points per game	79.1	69.4	* 12/31/11	SAN DIEGO	w 88-52	16369
Scoring margin	+9.8	-	* 01/05/12	at Loyola Marymount	w 73-65	3073
FIELD GOALS-ATT	446-972	378-918	* 01/07/12	SAN FRANCISCO	w 81-56	14823
Field goal pct	.459	.412	* 01/14/12	SANTA CLARA	w 95-78	16116
3 POINT FG-ATT	94-296	100-344	* 01/16/12	at San Diego	w 82-63	3204
3-point FG pct	.318	.291	* 01/19/12	LOYOLA MARYMOUNT	L 68-82	12751
3-pt FG made per game	5.9	6.3	* 01/21/12	at Pepperdine	w 77-64	3104
FREE THROWS-ATT	280-392	254-370	* 01/28/12	SAINT MARY'S	L 66-80	22700
Free throw pct	.714	.686	* 02/02/12	GONZAGA	w 83-73	19257
F-Throws made per game	17.5	15.9	* 02/04/12	at Portland	w 79-60	4159
REBOUNDS	621	566	* 02/11/12	PEPPERDINE	w 86-48	19008
Rebounds per game	38.8	35.4	* 02/16/12	at San Francisco	w 85-84	2875
Rebounding margin	+3.4	-	* 02/18/12	at Santa Clara	w 82-67	4700
ASSISTS	263	218	* 02/23/12	at GONZAGA BULLDOGS	L 63-74	6000
Assists per game	16.4	13.6	* 02/25/12	PORTLAND	w 76-66	22700
TURNOVERS	205	251				
Turnovers per game	12.8	15.7				
Turnover margin	+2.9	-				
Assist/turnover ratio	1.3	0.9				
STEALS	145	110				
Steals per game	9.1	6.9				
BLOCKS	58	40				
Blocks per game	3.6	2.5				
ATTENDANCE	143724	30615				
Home games-Avg/Game	8-17966	8-3827				
Neutral site-Avg/Game	-	0-0				

* = Conference game

Score by Periods	1st	2nd	Totals
BYU	601	665	1266
Opponents	522	588	1110



2011-12 SEASON STATS
BYU Combined Team Statistics (as of Feb 27, 2012)
vs. San Diego

RECORD:	OVERALL	HOME	AWAY	NEUTRAL
ALL GAMES	2-0	1-0	1-0	0-0
CONFERENCE	2-0	1-0	1-0	0-0
NON-CONFERENCE	0-0	0-0	0-0	0-0

#	Player	gp-gs	min	avg	Total		3-Point		F-Throw		Rebounds				pf	dq	a	to	blk	stl	pts	avg
					fg-fga	fg%	3fg-fga	3fg%	ft-fa	ft%	off	def	tot	avg								
00	DAVIES, Brandon	2-2	67	33.5	11-22	.500	0-0	.000	11-18	.611	12	22	34	17.0	5	0	6	5	4	2	33	16.5
01	ABOUO, Charles	2-2	64	32.0	9-21	.429	1-7	.143	10-12	.833	2	9	11	5.5	4	0	10	1	0	1	29	14.5
13	ZYLSTRA, Brock	2-2	61	30.5	8-16	.500	6-12	.500	3-4	.750	1	12	13	6.5	2	0	4	3	0	3	25	12.5
10	CARLINO, Matt	2-2	45	22.5	8-17	.471	4-10	.400	2-2	1.000	1	12	13	6.5	7	1	5	6	2	3	22	11.0
41	HARTSOCK, Noah	2-2	52	26.0	7-23	.304	1-6	.167	7-8	.875	0	4	4	2.0	4	0	3	5	1	1	22	11.0
33	AUSTIN, Nate	2-0	24	12.0	5-10	.500	2-3	.667	4-5	.800	3	3	6	3.0	7	1	1	2	1	1	16	8.0
02	CUSICK, Craig	2-0	37	18.5	4-4	1.000	3-3	1.000	0-0	.000	0	2	2	1.0	0	0	3	1	0	1	11	5.5
24	HARRISON, Damarcus	2-0	6	3.0	3-4	.750	0-0	.000	0-0	.000	0	3	3	1.5	0	0	0	1	0	0	6	3.0
21	ROGERS, Stephen	1-0	5	5.0	1-1	1.000	0-0	.000	0-0	.000	0	0	0	0.0	0	0	0	0	0	0	2	2.0
14	MARTINEAU, Nick	2-0	7	3.5	1-1	1.000	1-1	1.000	0-0	.000	0	0	0	0.0	0	0	0	0	0	0	3	1.5
12	SHARP, Josh	2-0	11	5.5	0-0	.000	0-0	.000	1-2	.500	1	1	2	1.0	1	0	1	1	1	1	1	0.5
20	WINDER, Anson	2-0	21	10.5	0-2	.000	0-2	.000	0-0	.000	0	1	1	0.5	1	0	5	2	0	1	0	0.0
Team											7	2	9				1					
Total.....		2	400		57-121	.471	18-44	.409	38-51	.745	27	71	98	49.0	31	2	38	28	9	14	170	85.0
Opponents.....		2	400		38-120	.317	11-46	.239	28-38	.737	18	43	61	30.5	37	-	21	24	7	15	115	57.5

TEAM STATISTICS	BY	OPP	Date	Opponent	Score	Att.
SCORING	170	115	* 12/31/11	SAN DIEGO	w 88-52	16369
Points per game	85.0	57.5	* 01/16/12	at San Diego	w 82-63	3204
Scoring margin	+27.5	-	* = Conference game			
FIELD GOALS-ATT	57-121	38-120				
Field goal pct	.471	.317				
3 POINT FG-ATT	18-44	11-46				
3-point FG pct	.409	.239				
3-pt FG made per game	9.0	5.5				
FREE THROWS-ATT	38-51	28-38				
Free throw pct	.745	.737				
F-Throws made per game	19.0	14.0				
REBOUNDS	98	61				
Rebounds per game	49.0	30.5				
Rebounding margin	+18.5	-				
ASSISTS	38	21				
Assists per game	19.0	10.5				
TURNOVERS	28	24				
Turnovers per game	14.0	12.0				
Turnover margin	-2.0	-				
Assist/turnover ratio	1.4	0.9				
STEALS	14	15				
Steals per game	7.0	7.5				
BLOCKS	9	7				
Blocks per game	4.5	3.5				
ATTENDANCE	16369	3204				
Home games-Avg/Game	1-16369	1-3204				
Neutral site-Avg/Game	-	0-0				

Score by Periods	1st	2nd	Totals
BYU	71	99	170
Opponents	53	62	115



2011-12 SEASON STATS
BYU Combined Team Statistics (as of Feb 27, 2012)
vs. Pepperdine

RECORD:	OVERALL	HOME	AWAY	NEUTRAL
ALL GAMES	2-0	1-0	1-0	0-0
CONFERENCE	2-0	1-0	1-0	0-0
NON-CONFERENCE	0-0	0-0	0-0	0-0

##	Player	gp-gs	min	avg	Total		3-Point		F-Throw		Rebounds				pf	dq	a	to	blk	stl	pts	avg
					fg-fga	fg%	3fg-fga	3fg%	ft-fga	ft%	off	def	tot	avg								
00	DAVIES, Brandon	2-2	62	31.0	10-21	.476	0-0	.000	22-26	.846	2	11	13	6.5	3	0	6	7	4	0	42	21.0
01	ABOUO, Charles	2-2	64	32.0	12-19	.632	7-12	.583	7-8	.875	4	17	21	10.5	1	0	6	1	1	2	38	19.0
34	HARTSOCK, Noah	2-2	59	29.5	11-19	.579	0-1	.000	7-8	.875	1	7	8	4.0	2	0	4	4	6	2	29	14.5
24	HARRISON, Damarcus	1-0	20	20.0	2-10	.200	1-5	.200	1-1	1.000	1	1	2	2.0	3	0	0	1	0	2	6	6.0
13	ZYLSTRA, Brock	1-1	36	36.0	1-6	.167	0-4	.000	3-5	.600	2	5	7	7.0	1	0	1	1	0	2	5	5.0
20	WINDER, Anson	2-1	23	11.5	3-9	.333	3-8	.375	1-2	.500	0	3	3	1.5	3	0	1	1	0	0	10	5.0
10	CARLINO, Matt	2-2	40	20.0	4-15	.267	1-8	.125	1-1	1.000	0	4	4	2.0	1	0	8	3	0	3	10	5.0
14	MARTINEAU, Nick	1-0	7	7.0	2-4	.500	1-2	.500	0-0	.000	0	1	1	1.0	0	0	0	0	0	0	5	5.0
33	AUSTIN, Nate	2-0	32	16.0	4-6	.667	0-0	.000	0-1	.000	8	5	13	6.5	6	0	0	1	1	1	8	4.0
02	CUSICK, Craig	2-0	50	25.0	1-4	.250	1-2	.500	4-6	.667	0	3	3	1.5	2	0	7	1	0	2	7	3.5
12	SHARP, Josh	1-0	7	7.0	0-1	.000	0-1	.000	3-4	.750	0	0	0	0.0	1	0	1	0	0	0	3	3.0
Team											4	2	6							1		
Total.....		2	400		50-114	.439	14-43	.326	49-62	.790	22	59	81	40.5	23	0	34	21	12	14	163	81.5
Opponents.....		2	400		47-124	.379	6-33	.182	12-23	.522	21	49	70	35.0	39	-	33	26	5	11	112	56.0

TEAM STATISTICS	BY	OPP	Date	Opponent	Score	Att.
SCORING	163	112	* 01/21/12	at Pepperdine	w 77-64	3104
Points per game	81.5	56.0	* 02/11/12	PEPPERDINE	w 86-48	19008
Scoring margin	+25.5	-	* = Conference game			
FIELD GOALS-ATT	50-114	47-124				
Field goal pct	.439	.379				
3 POINT FG-ATT	14-43	6-33				
3-point FG pct	.326	.182				
3-pt FG made per game	7.0	3.0				
FREE THROWS-ATT	49-62	12-23				
Free throw pct	.790	.522				
F-Throws made per game	24.5	6.0				
REBOUNDS	81	70				
Rebounds per game	40.5	35.0				
Rebounding margin	+5.5	-				
ASSISTS	34	33				
Assists per game	17.0	16.5				
TURNOVERS	21	26				
Turnovers per game	10.5	13.0				
Turnover margin	+2.5	-				
Assist/turnover ratio	1.6	1.3				
STEALS	14	11				
Steals per game	7.0	5.5				
BLOCKS	12	5				
Blocks per game	6.0	2.5				
ATTENDANCE	19008	3104				
Home games-Avg/Game	1-19008	1-3104				
Neutral site-Avg/Game	-	0-0				

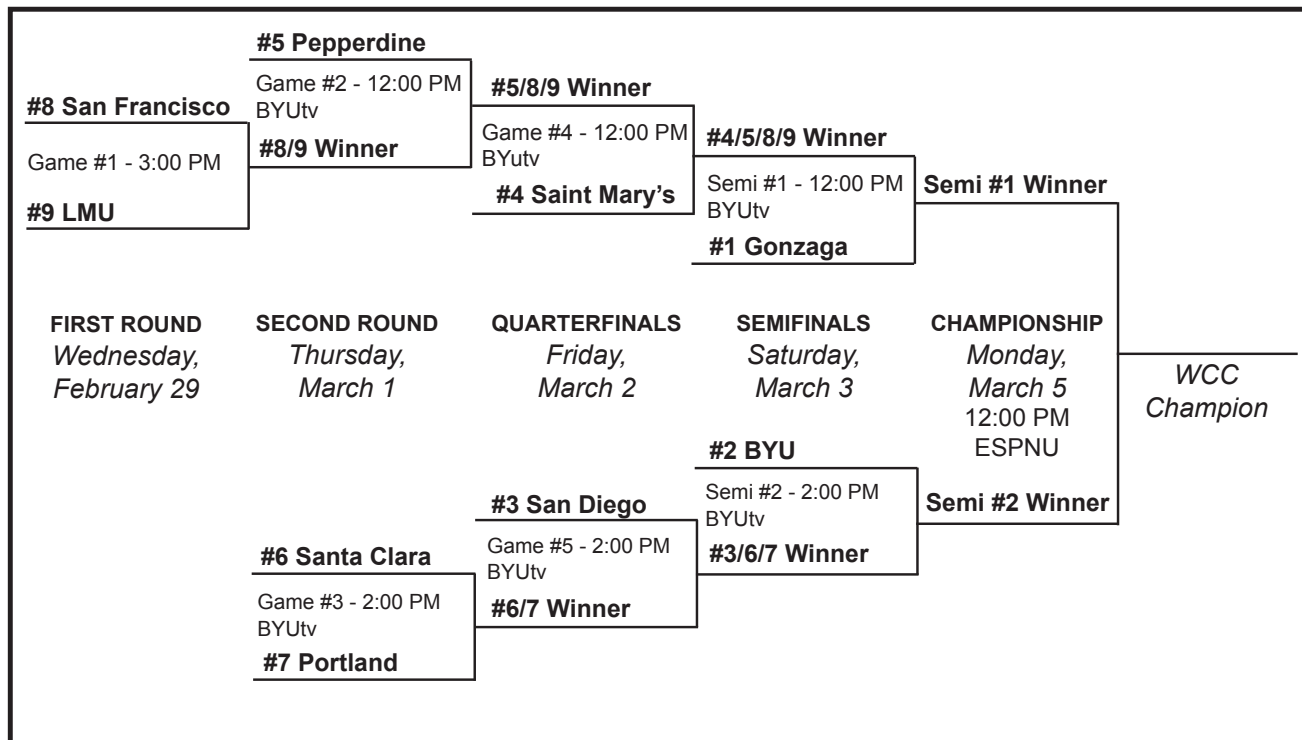
Score by Periods	1st	2nd	Totals
BYU	88	75	163
Opponents	54	58	112





2012 ZAPPOS.COM WCC CHAMPIONSHIPS

Women's Bracket



Men's Bracket

