

2011-12 **BYU BASKETBALL GAME NOTES**



No. 3 BYU (25-7, 12-4) vs. No. 2 Gonzaga (24-5, 13-3 WCC)

2012 Zappos.com WCC Championships

Las Vegas, Nev. • Orleans Arena (7,500) • March 3, 2012 • 8 p.m. PST

TV: ESPN2

TV Talent: Dave Flemming (play-by-play) and Sean Farnham (analyst)

Live Video: ESPN3.com

Radio: KSL 102.7 FM / 1160 AM

BYU Radio - Sirius XM 143

Radio Talent: Greg Wrubell (play-by-play) and Mark Durrant (analyst)

Live Audio: KSL.com

Live Stats: BYUcougars.com

2011-12 SCHEDULE

All times local to site

OCTOBER

26	Wed	Cougar Tipoff (Exhibition)	74-71
29	Sat	Midwestern State (Ex-BYUtv) W	91-74

NOVEMBER

4	Fri	Dixie State (Ex-BYUtv) W	96-85
11	Fri	@ Utah State (KCSG) L	62-69
15	Tue	BYU-Hawaii (BYUtv) W	73-52
18	Fri	Longwood (BYUtv)* W	92-60
22	Tue	Prairie View A&M (BYUtv)* W	90-51
25	Fri	vs. Nevada (BYUtv)* W	76-55
26	Sat	vs. Wisconsin* L	56-73
30	Wed	vs. Northern Arizona (BYUtv) ^ W	87-52
Tim's Toyota Center			

DECEMBER

3	Sat	vs. Oregon (ESPNU) W	79-65
EnergySolutions Arena			
7	Wed	Weber State (BYUtv) W	94-66
10	Sat	@ Utah (FSN) W	61-42
17	Sat	Baylor (BYUtv) L	83-86
20	Tue	Buffalo (BYUtv) W	93-78
22	Thu	UC Santa Barbara (BYUtv) W	89-75
27	Tue	Cal State San Marcos (BYUtv) W	79-51
29	Thu	@ Saint Mary's (ESPN2) L	82-98
31	Sat	San Diego (BYUtv) W	88-52

JANUARY

5	Thu	@ Loyola Marymount W	73-65
7	Sat	San Francisco (BYUtv) W	81-56
14	Sat	Santa Clara (ESPNU) W	95-78
16	Mon	@ San Diego (BYUtv) W	82-63
19	Thu	Loyola Marymount (BYUtv) L	68-82
21	Sat	@ Pepperdine (BYUtv) W	77-64
25	Wed	@ Virginia Tech (ESPN3) W	70-68
28	Sat	Saint Mary's (ESPNU) L	66-80

FEBRUARY

2	Thu	Gonzaga (ESPN2) W	83-73
4	Sat	@ Portland (BYUtv) W	79-60
11	Sat	Pepperdine (BYUtv) W	86-48
16	Thu	@ San Francisco (ESPNU) W	85-84
18	Sat	@ Santa Clara (ESPNU) W	82-67
23	Thu	@ Gonzaga (ESPN2) L	63-74
25	Sat	Portland (BYUtv) W	76-66

MARCH

2	Fri	San Diego/Pepperdine (ESPN)# 8 p.m.	
3	Sat	WCC Semifinals (ESPN2)#	TBA
5	Mon	WCC Championship (ESPN)#	TBA

* Chicago Invitational Challenge

^ Lumberjack Classic

2012 Zappos.com WCC Championships

BYU ATHLETIC COMMUNICATIONS

30 Smith Fieldhouse • Provo, Utah 84602 • BYUcougars.com • (801) 422-8948

MBB Contact: Kyle Chilton • O: (801) 422-4909 • C: (801) 372-2080 • kyle_chilton@byu.edu

No. 3 BYU Cougars	No. 2 Gonzaga	Series Information	Up Next
2011-12 Record 25-7	2011-12 Record 24-5	Series tied 2-2	WCC Championship Game
WCC Record 12-4	WCC Record 13-3	Last Meeting:	BYU/Gonzaga vs. SMC/USF
Head Coach Dave Rose	Head Coach Mark Few	.. Gonzaga won 74-63, 2/23/12	March 4, 6 p.m. PST
Alma Mater Houston, 1983	Alma Mater Oregon, 1987	In Provo 1-0	TV ESPN
Career Record ... 184-52 (7th)	Career Record ... 340-88 (13th)	At Gonzaga 0-1	Radio KSL Newsradio
Record at BYU Same	Record at Gonzaga Same	Neutral 1-1	Online Audio KSL.com

QUICK HITS

- At 25-7, BYU extended its program record of consecutive 25-win seasons to six. The Cougars have a total of 11 seasons with 25 wins in their history and Dave Rose has been the head coach of six of those teams. Kansas is the only other team in the nation with a current streak of six-straight 25-win seasons.
- After playing just seven minutes at Gonzaga and missing the regular season finale against Portland with a sore knee, Noah Hartssock scored 19 points, grabbed five boards and had two blocks vs. San Diego.

PROJECTED STARTERS

	#10 • Matt Carlino • G 6-2 • 175 • Fr. Scottsdale, Ariz. Bloomington South HS Pts Reb Ast Stl 12.7 3.1 4.8 1.5	Has scored in double figures in 14 games ... has hit a 3-pointer in 17 of 22 games ... has posted 6-plus assists nine times ... had a career-best 30 points and 4 steals at San Francisco ... posted a double-double against Buffalo with 10 points, 11 assists ... had 21 points, 8 assists vs. SCU ... posted 18 points, 5 assists vs. Gonzaga
	#20 • Anson Winder • G 6-3 • 195 • Fr. Las Vegas, Nev. Bishop Gorman HS Pts Reb Ast Stl 4.5 1.6 1.7 1.1	Has started 14 games, including 6 at point guard and 8 at shooting guard ... has scored in double figures 5 times ... has posted 3-plus steals 7 times ... hit 6 of 7 threes vs. Buffalo, tied for the second-best single-game percentage at BYU ... scored a career-best 20 points vs. the Bulls ... had 10 points, 5 assists and 3 steals vs. Gonzaga
	#1 • Charles Abou • G 6-5 • 215 • Sr. Abidjan, Cote d'Ivoire Brewster Academy Pts Reb Ast Stl 11.5 6.3 2.7 1.2	Has started all 32 games ... shooting .447 from the field, .377 from 3 ... has scored in double figures 19 times this season, including 6-straight games ... had a double-double w/19 points, 16 rebounds vs. Longwood ... posted a double-double w/23 points, 12 boards vs. Pepperdine ... has posted 4-plus assists 11 times and 2-plus steals 12 times
	#34 • Noah Hartssock • F 6-8 • 230 • Sr. Bartlesville, Okla. Bartlesville HS Pts Reb Ast Blk 16.8 5.3 1.5 1.6	Leads the team in scoring and blocked shots ... is shooting .568 from the field and .840 from the free throw line ... has scored in double figures 28 times ... has scored 20-plus points 11 times ... has shot .500 or better in all but five games and .600 or better in 11 games ... WCC Player of the Month for December
	#0 • Brandon Davies • F 6-9 • 235 • Jr. Provo, Utah Provo HS Pts Reb Ast Blk 14.9 7.6 2.1 1.3	In WCC play was first in scoring (18.0) and fourth in rebounding (8.1) ... has seven double-doubles ... averaging at least one of everything (pts, reb, ast, stl, blk) ... shooting .512 from the field and .694 from the free throw line ... has scored in double figures in 18 of 19 games ... two-time WCC Player of the Week (Jan. 2 and Feb. 6)

OFF THE BYU BENCH

2	Craig Cusick	G	6-2	185	Jr.	3.1	1.4	Orem, Utah (Utah)	Totaled 2 points, 3 assists, 2 rebounds and 1 steal vs. San Diego
5	Chris Collinsworth	F	6-9	235	So.	0.0	0.5	Provo, Utah (Provo HS)	Out with a knee injury
12	Josh Sharp	F	6-7	185	Fr.	1.3	1.4	Highland, Utah (Utah)	Played 1 minute vs. San Diego
13	Brock Zylstra	G	6-6	210	Jr.	8.5	4.3	La Verne, Calif. (Bonita HS)	Totaled 12 points 6 boards, 2 assists, 1 block and 4 steals vs. San Diego
14	Nick Martineau	G	6-0	170	Jr.	0.8	0.4	Fruit Heights, Utah (Davis HS)	Did not play vs. San Diego
21	Stephen Rogers	F	6-8	195	Jr.	6.4	1.7	Mesa, Ariz. (Mesa CC)	Played 1 minute vs. San Diego
24	Damarcus Harrison	G	6-5	190	Fr.	3.1	0.9	Greenwood, S.C. (Christ School)	Did not play vs. San Diego
33	Nate Austin	F/C	6-10	215	Fr.	4.3	3.8	Alpine, Utah (Lone Peak HS)	Had 2 points, 2 rebounds, 3 assists and 1 steal vs. San Diego
Redshirts									
3	Austin Nelson	G	6-0	160	Fr.	—	—	Henderson, Nev. (Coronado HS)	Coronado's all-time leader in scoring and assists
15	Jaren Sweeney	G/F	6-5	190	Fr.	—	—	Mesa, Ariz. (Mountain View HS)	Earned first-team all-state honors and helped Mountain View to a state title
42	Ian Harward	F/C	6-10	215	Fr.	—	—	Orem, Utah (Orem HS)	Prepped at Orem High School where he averaged 14.0 points as a senior



BYU SERIES VS. GONZAGA

Overall Series Record: BYU leads 2-2
 BYU Record in Provo: 1-0
 BYU Record at Gonzaga: 0-1
 BYU Record at Neutral Sites: 1-1
 BYU Record Under Dave Rose: 2-1

12-16-49	vs. Gonzaga*	41-46	L
3-19-11	vs. Gonzaga ^	89-67	W
2-2-12	Gonzaga	83-73	W
3-2-12	at Gonzaga	63-74	L

*Los Angeles Invitational
 ^ NCAA Tournament

COMPARING THE STATS

Season Averages Overall	BYU	Gonzaga
Points Scored/Game	78.8	73.9
Points Allowed/Game	66.3	62.9
FG Percentage	.470	.472
FG Percentage Defense	.408	.414
3FG Percentage	.347	.380
3FG/Game	6.8	6.4
3FG Percentage Defense	.307	.315
FT Percentage	.708	.715
Rebounds/Game	38.7	37.2
Rebounds Allowed/Game	34.1	30.2
Assists/Game	17.3	13.7
Turnovers	13.2	13.6
Steals/Game	8.6	6.9
Blocks/Game	4.3	3.3

GONZAGA'S PROBABLE STARTERS

Name	Ht.	Pos.	Ppg	Rpg
Kevin Pangos	6-1	G	13.4	2.8
Gary Bell, Jr.	6-1	G	10.2	2.2
Guy Landry Edi	6-6	F	5.4	2.5
Elias Harris	6-7	F	12.9	8.4
Robert Sacre	7-0	C	11.7	6.4

BY THE NUMBERS

6 The number of times a BYU freshman has scored 30 points in a game. Danny Ainge owns the freshman record with 36 points (at Idaho State, 12/3/77) and he also had a 33-point game (Arizona State, 1/21/78) his first season as a Cougar. Mark Bigelow scored 33 at Washington State (12/8/98), Mekeli Wesley scored 31 vs. Washington (12/9/97) and UTEP (2/28/98) and Matt Carlino joined the club with 30 points at San Francisco on Feb. 16, 2012.

6 The number of different players who have scored 20-plus points in a single game this season. Brandon Davies - eight times including a career-best 29 at Pepperdine; Charles Abouo - twice with a season-best 23 vs. Pepperdine; Noah Hartsock - 11 times with a career-high 28 vs. LMU; Brock Zylstra - four times with a career-best 26 vs. Buffalo; Anson Winder - 20 vs. Buffalo and Matt Carlino - three times with a career-high and team season-high 30 at San Francisco.

7 The number of double-doubles for Brandon Davies this season. His latest was a 23-point, 10-rebound effort at Gonzaga. The seven double-doubles also include BYU's first 20-20 game since 1975 when he posted 21 points and 22 rebounds vs. San Diego.

7 The number of 20-win seasons for BYU head coach Dave Rose, including this season. He is the only coach in BYU history to begin his career with seven-straight 20-win seasons and the only coach with a total of seven 20-win seasons. Rose also has six 25-win seasons, a program record.

53 The number of free throw attempts for BYU at Portland, a program record. The previous mark was 52 vs. Weber State in 1997. The Cougars hit 38 free throws at Portland, two off the record of 40 made against Weber State in 1997.

58.5 BYU's shooting percentage at Santa Clara (31 of 53), its best percentage of the season. The Cougars hit 59.1 percent in the first half and 58.1 percent in the second half. The team's previous best this season was 56.9 percent (33 of 58) against Santa Clara at home. BYU has shot 50.0 percent or better from the field 11 times this season.

61.3 The percentage of field goals BYU has assisted on this season (537 assists on 875 field goals). The Cougars set their season best ratio with assists on 93.1 percent of their field goals against San Francisco (27 assists on 29 field goals) — the third-best ratio in program history.

112 BYU's win total the last four seasons (25 in 2008-09, 30 in 2009-10, 32 in 2010-11, 24 this season). Charles Abouo has played in all 112 to tie Jimmer Fredette (112). Noah Hartsock is also a member of the 100-win club with 106 wins played in along with Jackson Emery (106) and Jonathan Tavernari (103).

172 The number of career blocks for senior Noah Hartsock, third all-time in program history. Hartsock had a season-best four blocks vs. Wisconsin, vs. Oregon and at Utah. Greg Kite is first with 208 blocks, Shawn Bradley is second with 177 and Russell Larson is fourth with 166.

184 BYU head coach Dave Rose's win total. He is second all-time in career wins at BYU behind Stan Watts (371 victories from 1949-72), a member of the Basketball Hall of Fame. Rose is first all-time in winning percentage at .780.

BYU CONFERENCE TOURNAMENT HISTORY

3/9/84	v. New Mexico (El Paso)	55-64 L
3/04/85	Air Force (Provo)	79-82 L
3/06/86	v. New Mexico	68-79 L
3/05/87	v. Air Force (Albuquerque)	82-79 (OT) W
3/06/87	at New Mexico	86-93 L
3/10/88	Hawaii (Provo)	76-74 W
3/11/88	UTEP	63-66 L
3/10/89	v. Hawaii (Salt Lake City)	69-72 L
3/8/90	v. Utah (El Paso)	61-62 (OT) L
3/7/91	v. CSU (Laramie)	69-56 W
3/8/91	v. Hawaii	73-71 (OT) W
3/9/91	v. Utah	51-49 (OT) W
3/12/92	v. Air Force (Fort Collins)	72-51 W
3/13/92	v. Utah	75-62 W
3/14/92	v. UTEP	73-71 W
3/11/93	v. Hawaii (Salt Lake City)	85-71 W
3/12/93	v. New Mexico	59-68 L
3/10/94	v. Utah (Salt Lake City)	96-65 W
3/11/94	v. Fresno State	87-72 W
3/12/94	v. Hawaii	66-73 L
3/9/95	v. CSU (Albuquerque)	73-75 L
3/7/96	v. CSU (Albuquerque)	84-100 L
3/3/98	v. Tulsa (Las Vegas)	56-59 L
3/2/99	v. TCU (Las Vegas)	90-74 W
3/4/99	v. Utah	62-81 L
3/9/00	v. New Mexico (Las Vegas)	55-43 W

3/10/00	v. Utah	58-54 W
3/11/00	at UNLV	56-79 L
3/8/01	v. Air Force (Las Vegas)	69-54 W
3/9/01	v. Wyoming	77-66 W
3/10/01	v. New Mexico	69-65 W
3/7/02	v. San Diego State (Las Vegas)	51-62 L
3/13/03	v. New Mexico (Las Vegas)	71-56 W
3/14/03	v. Colorado State (OT)	80-86 L
3/11/04	v. Wyoming (Denver)	79-74 W
3/12/04	v. Utah	51-54 L
3/10/05	v. New Mexico (Denver)	71-85 L
3/9/06	v. Utah (Denver)	70-74 L
3/8/07	v. TCU (in Las Vegas)	77-64 W
3/9/07	v. Wyoming	96-84 W
3/10/07	at UNLV	70-78 L
3/13/08	v. Colorado State (Las Vegas)	89-62 W
3/14/08	v. San Diego State	63-54 W
3/15/08	at UNLV	61-76 L
3/12/09	v. Air Force (Las Vegas)	80-69 W
3/13/09	v. San Diego State	62-64 L
3/11/10	v. TCU (Las Vegas)	95-85 W
3/12/10	at UNLV	66-70 L
3/10/11	vs. TCU (Las Vegas)	64-58 W
3/11/11	vs. New Mexico	87-76 W
3/12/11	vs. San Diego State	54-72 L
3/2/12	vs. San Diego	73-68 W

BYU CONFERENCE TOURNAMENT BREAKDOWN

Conference Tournament Record	28-24
First Round Record	17-11
Second Round Record	8-8
Championship Finals Record	3-5
WAC Tournament Record (1984-1999)	12-13
MWC Tournament Record (2000-2011)	15-11
WCC Tournament Record (2012)	1-0
Tournament Record (NEUTRAL)	27-17
Tournament Record (HOME)	1-2
Tournament Record (AWAY)	0-5

BYU PLAYERS NAMED ALL-TOURNAMENT (MWC)

2000	Terrell Lyday, Jr., Guard
2001	Mekeli Wesley, Sr. Forward -- MVP
	Terrell Lyday, Sr., Guard
2004	Rafael Araujo, Sr., Center
2007	Lee Cummond, So., Guard
	Trent Plaisted, So., Forward/Center
	Keena Young, Sr., Forward
2008	Lee Cummond, Jr., Guard
2009	Jimmer Fredette, So., Guard
2010	Jimmer Fredette, Jr., Guard
2011	Jimmer Fredette, Sr., Guard -- MVP



2011-12 BYU QUICK FACTS**UNIVERSITY INFO**

Location: Provo, Utah 84602
 Elevation: 4,553 feet
 Enrollment: 32,955 (Daytime)
 Founded: October 15, 1875
 Owned: The Church of Jesus Christ of Latter-day Saints
 Nickname: Cougars
 Mascot: Cosmo
 Colors: Blue and White
 Arena (capacity): Marriott Center (22,700)
 Conference: West Coast Conference
 President: Cecil O. Samuelson (Utah, 1966)
 Athletic Director: Tom Holmoe (BYU, 1983)
 Athletic Website: byucougars.com
 Tickets: 422-BYU1 or 1-800-322-BYU1

BYU COACHING STAFF

Head Coach: Dave Rose
 Alma Mater (year): Houston (1983)
 Record at School (years): 184-52 (7th year)
 Career Division I Record (years): same
 Basketball Office Fax: (801) 422-5965
 Assistant Coaches (Alma Mater, year)
 Terry Nashif (BYU, 2005)
 Tim LaComb (Utah, 2006)
 Mark Pope (Kentucky, 1996)
 Dir. of Basketball Operations: Mike Hall (BYU, 2005)

2010-11 REVIEW

2010-11 Overall Record: 32-5
 Conference Record/Finish: 14-2 (T-1st MWC)
 2011 Postseason: (2-1) Lost, NCAA Regional
 Semifinals (New Orleans) vs. Florida, 74-83 (OT)
 2011 Final National Ranking: 10/13

2011-12 PREVIEW

Lettermen Returning/Lost: 7/5
 Newcomers: 7
 Returning Redshirt Freshmen: 2
 Starters Returning/Lost: 3/3
 Returning Scoring: 38.6% (1162 of 3,012 pts)
 Returning Rebounding: 60.0% (856 of 1,425 reb)
 Returning Assists: 33.3% (179 of 538 ast)
 Returning Blocks: 82.0% (123 of 150)
 Returning Minutes: 45.2% (3,379 of 7,474)

BYU HISTORY

First Year of Basketball: 1903
 Overall All-Time Record: 1665-1012 (.622)
 Winning Seasons: 84 (last 2011)
 Regular Season Conf. Championships: 29 (last 2011)
 Postseason Appearances (record): 36 (26-37)
 Total NCAA Appearances (record): 26 (14-29)
 Last NCAA Appearance: 2011
 Second Round: W vs. Wofford, 74-66
 Third Round: W vs. Gonzaga, 89-67
 Sweet 16: L vs. Florida, 74-83 (OT)
 Total NIT Appearances (Record): 10 (12-8)
 Last NIT Appearance: 2006
 Result: (0-1) lost at Houston, 77-67

1,000 AND COUNTING

On Jan. 21, 2012, Noah Hartsock scored 20 points at Pepperdine and became the 43rd BYU player to score 1,000 career points. His current rank of 34 matches his jersey number.

28. Kari Liimo (1966-69)	1,156
29. Elwood Romney (1929-33)	1,150
30. Doug Howard (1967-70)	1,143
31. Noah Hartsock (2008-present)	1,141

OLD RELIABLE

Since the seventh game of his sophomore season (2009-10), Noah Hartsock has started 96 of 98 games, including 30 of 32 this season. Along the way, Hartsock has climbed the rankings into BYU's top-three shot blockers and recently became the 43rd member of BYU's 1,000-point club and the fifth Cougar to play in 100 victories. He has also scored in double figures in 28 of 32 games this season.

NO, I WON'T GET OUT OF YOUR WAY

Junior forward Brandon Davies has made a habit of making the opposition pay when they drive to the basket. On the season he has taken 30 charges, including a season-best four at Utah State. He took three charges against BYU-Hawaii, at Saint Mary's and vs. Loyola Marymount and two charges three times. Nate Austin has taken his fair share of charges as well with a total of 27. He took three charges against Longwood, Buffalo and Saint Mary's and two four times.

ALL-TIME BLOCKS LEADERS

Noah Hartsock has established himself as one of the best shot blockers in BYU history. He is currently fourth all-time in program history.

Blocks	Seasons	GP	Blocks	Blocks/G
1. Greg Kite	1979-83	112	208	1.9
2. Shawn Bradley	1990-91	34	177	5.2
3. <i>Noah Hartsock</i>	<i>2008-present</i>	<i>131</i>	<i>172</i>	<i>1.3</i>
4. Russell Larson	1991-95	129	166	1.3

THE OTHER SHOT BLOCKER

Brandon Davies has emerged as a shot blocker this season, with 41 blocks in 32 games for an average of 1.3 per game. He has registered a block in 22 of the last 25 games.

NEW HOME

The 2011-12 season is BYU's first as a member of the West Coast Conference. See below for BYU's all-time record vs. its new conference and its record under Dave Rose vs. those teams.

Opponent	All-time	Rose vs.	In 11-12
Gonzaga	2-2	2-1	1-1
LMU	2-3	2-2	1-1
Pepperdine	6-4	4-0	2-0
Portland	7-0	5-0	2-0
St. Mary's	8-4	1-2	0-2
San Diego	5-0	3-0	3-0
USF	7-5	3-0	2-0
Santa Clara	17-5	2-0	2-0
<i>Total</i>	<i>54-23</i>	<i>22-5</i>	<i>13-4</i>

WINNINGEST ACTIVE COACHES

Dave Rose is third in career winning percentage among active coaches. See below.

Coach	Yrs.	W	L	Pct.
1. Roy Williams	24	669	167	.800
2. Mark Few	13	340	88	.794
3. <i>Dave Rose</i>	<i>7</i>	<i>184</i>	<i>52</i>	<i>.780</i>
4. John Calipari	20	534	152	.778
5. Thad Matta	12	316	94	.771
6. Mike Krzyzewski	37	926	288	.763
7. Bo Ryan	28	647	202	.762
8. Jamie Dixon	9	232	74	.758
9. Bill Self	19	469	156	.750
10. Jim Boheim	36	885	302	.746



BYU BASKETBALL ON KSL NEWSRADIO/BYU RADIO

(102.7 FM and 1160 AM; SiriusXM 143)

The “Voice of the Cougars” is KSL Newsradio’s Greg Wrubell, in his 16th season as the play-by-play broadcaster for BYU Basketball. Joining Wrubell on the broadcasts is former Cougar letterman Mark Durrant, in his 15th year as game analyst. All game broadcasts start one hour prior to tipoff with “Cougars Pregame Live.”

Other Ways to Listen

Fans can listen to the radio broadcasts via ksl.com and byuradio.org, and via the KSL and KSLGameCenter apps for iPhone and Android. Those in the Marriott Center can listen to home game broadcasts by tuning their portable radios to KSL’s delay-free and static-free in-arena translator at 1100 AM.

Network Affiliates

- KMGR 95.9 FM - Manti, Utah
- KDXU 890 AM - St. George, Utah
- KSUB 590 AM – Cedar City, UT
- KTHK 105.5 FM - Blackfoot, Idaho Falls, Pocatello, Idaho

“BYU BASKETBALL WITH HEAD COACH DAVE ROSE” ON KSL NEWSRADIO/BYU RADIO

Dave Rose’s weekly radio show is broadcast live from Legends Grille on the BYU campus, Tuesdays from 7 to 8 p.m. MST. The show will feature appearances by BYU players and coaches, and a question-and-answer segment with Coach Rose.

“BYU BASKETBALL WITH HEAD COACH DAVE ROSE” ON KSL 5 TV

Dave Rose’s weekly television show airs Sunday evenings at 11 p.m. MST. The show will include weekly features on BYU players and coaches, and an “X’s and O’s” segment with Coach Rose.

#winning

BYU has achieved a high level of success under Dave Rose. See some of the accomplishments below.

- 7-consecutive 20-win seasons
- 5-consecutive 25-win seasons
- 2-consecutive 30-win seasons
- 114 wins from 2007 to 2011 — most wins in a four-year stretch in program history
- From the 2008-09 season to now, BYU has won 112 games and Charles Abouo has played in every victory and every game during that stretch
- Noah Hartsock has played in 106 of the 112 victories from 2008-09 to now (he missed six games in 2008-09 due to an ankle sprain and BYU was 5-1 in those games; he missed one game this season - a home win against Portland)
- Abouo (112) and Noah Hartsock (106) have joined Jimmer Fredette (112), Jackson Emery (106) and Jonathan Tavernari (103) as the only Cougars in program history to have played in 100 victories
- BYU advanced to the Sweet 16 in 2011 for the first time since 1981
- Under Rose, BYU has won four conference titles, finished second twice and third once
- BYU has won 12-plus conference games for seven-straight years, the longest streak in program history
- Rose is the only BYU coach to win 20-plus games in each of his first seven seasons
- BYU basketball has 11 25-win seasons in its 110-year history and Rose has been the head coach of six of those teams

RECORDS SET IN 2011-12

CAREER RECORDS

Consecutive Games Played	
1. Charles Abouo (2008-2012)	138
2. Lee Cummond (2005-09)	131
3. Mark Durrant (1989-90, 92-95)	128
Games Played	
1. Jimmer Fredette (2007-11)	139
2. Charles Abouo (2008-12)	138
3. Jackson Emery (2005-06, 08-11)	133
4. Jonathan Tavernari (2006-10)	132
5. Lee Cummond (2005-09)	131
5. Chris Miles (2004-05, 07-10)	131
5. Noah Hartsock (2008-12)	131
Consecutive starts	
8. Mekeli Wesley (1997-2001)	71
9. Chris Miles (2004-05, 07-10)	66
9. Noah Hartsock (2008-12)	66
Blocks	
1. Greg Kite (1979-83)	208
2. Shawn Bradley (1990-91)	177
3. Noah Hartsock (2008-12)	172
Blocks Per Game	
1. Shawn Bradley (1990-91)	5.2
2. Greg Kite (1979-83)	1.9
3. Noah Hartsock (2008-12)	1.313
4. Russell Larson (1991-95)	1.287

SEASON RECORDS

Blocks	
1. Shawn Bradley (1990-91)	177
2. Greg Kite (1982-83)	81
3. Greg Kite (1980-81)	71
4. Noah Hartsock (2010-11)	61
5. Alan Taylor (1979-80)	52
6. Noah Hartsock (2011-12)	50
7. Noah Hartsock (2009-10)	46
7. Trent Plaisted (2006-07)	46
SINGLE GAME	
Points by a Freshman	
1. Danny Ainge 12/3/77, at Idaho State	36
2. Danny Ainge 1/21/78, ASU	33
2. Mark Bigelow 12/8/98, at WSU	33
4. Mekeli Wesley 12/9/97, Washington	31
4. Mekeli Wesley 2/28/98, UTEP	31
6. Matt Carlino 2/16/12, at USF	30
3-Point FG Percentage	
1. Nathan Call 3/2/91, Utah	1.000 (6/6)
1. Brock Zylstra 1/7/12, USF	1.000 (6/6)
3. Jonathan Tavernari 2/11/09, CSU	1.000 (5/5)
3. Danny Bower 1/15/98, Wyoming	1.000 (5/5)
5. Jonathan Tavernari 1/10/07, TCU	.857 (6/7)
5. Anson Winder 12/20/11, Buffalo	.857 (6/7)

Consecutive 3-Point FG Made

1. Nathan Call 3/2/91, Utah	6 (6/6)
1. Jonathan Tavernari 1/10/07	6 (6/7)
1. Brock Zylstra 1/7/12, USF	6 (6/6)

Free Throw Percentage

9. Noah Hartsock* 2/4/12, at Portland	1.000 (12/12)
*Tied with eight others for the ninth most free throw attempts without a miss	

Free Throws Made

6. Brandon Davies* 1/21/12, at Pepperdine	15 (15/18)
*Tied with six others for the sixth most free throws made in a single game	

Free Throw Attempts

6. Brandon Davies* 1/21/12, at Pepperdine	18 (15/18)
*Tied with three others for the sixth most free throw attempts in a single game	

Rebounds

10. Brandon Davies* 12/31/11, San Diego	22
*Tied with four others for the 10th most rebounds in a single game	

Steals

1. Mark Bigelow 11/28/98, Arizona	9
2. Brandon Davies 2/4/12, at Portland	8

SINGLE GAME TEAM RECORDS

3-Pointers Made

15	vs. UNLV, 2007
15	at Air Force, 2011
15	Longwood, 2011

Free Throws Attempted

53	at Portland, 2012
52	Weber State, 1997

Free Throws Made

40	Weber State, 1997
39	Utah State, 1968
38	at Portland, 2012

Steals

18	at Portland, 2012
17	Three times



BYU'S 2011-12 RECORD WHEN

At home	13-3
On the road	8-3
On a neutral floor	4-1
On Television	24-7
On BYUtv	17-2
On ESPN2	1-2
On ESPNU	5-1
On FSN	1-0
On KCSG	0-1
On Big Ten Network	0-1
On Monday	1-0
On Tuesday	4-0
On Wednesday	3-0
On Thursday	4-2
On Friday	3-1
On Saturday	10-3
Coming off a win	18-6
Coming off a loss	7-0
Had two or more days between last game	17-4
Had only one day between last game	8-1
Playing the next day after a game	0-1
BYU scores 100 or more points	0-0
BYU scores between 90-99 points	5-0
BYU scores between 80-89 points	9-2
BYU scores between 70-79 points	10-0
BYU scores between 60-69 points	1-4
BYU scores below 60 points	0-1
Opponent scores 90 or more points	0-1
Opponent scores between 80-89 points	1-3
Opponent scores between 70-79 points	4-2
Opponent scores between 60-69 points	11-1
Opponent scores between 50-59 points	7-0
Opponent scores below 50 points	2-0
BYU leads at half	23-1
Opponent leads at half	0-6
Score tied at half	2-0
BYU leads with 5 minutes left	24-0
Opponent leads with 5 min. left	0-7
Score tied with 5 minutes left	1-0
BYU leads with 1 minute left	25-0
Opponent leads with 1 min. left	0-7
Score tied with 1 minute left	0-0
Game goes into overtime	0-0
BYU shoots 50 % or better	12-0
Opponent shoots 50 % or better	0-4
BYU outshoots opponent	22-1
Opponent outshoots BYU	3-6
Teams shoot equal from the field	0-0
BYU outrebounds opponent	18-2
Opponent outrebounds BYU	5-5
BYU and opponent tie in rebounds	2-0
vs. top-25 ranked opponent	1-3
vs. 2011 regular-season conference champions	1-4
vs. 2011 postseason teams	11-5

# PLAYERS IN DOUBLE FIGURES	11-12	CONF
One Player	0-1	0-0
Two Players	3-0	1-0
Three Players	8-5	4-4
Four Players	11-1	7-0
Five Players	2-0	1-0
Six Players	1-0	0-0

LATE FREE THROWS	5:00-2:00	2:00-0:00/OT
Charles Abouo	12-16 (.750)	8-8 (1.000)
Noah Hartsock	11-12 (.917)	6-6 (1.00)
Brandon Davies	12-20 (.600)	7-11 (.636)
Nick Martineau	—	1-2 (.500)
Josh Sharp	2-4 (.500)	7-10 (.700)
Nate Austin	2-5 (.400)	5-8 (.625)
Damarcus Harrison	—	1-2 (.500)
Anson Winder	2-3 (.667)	7-9 (.778)
Craig Cusick	—	13-15 (.867)
Matt Carlino	4-8 (.500)	8-12 (.667)
Brock Zylstra	1-2 (.500)	4-7 (.571)
Team	46-70 (.662)	67-90 (.744)

DUNKS	11-12	CAREER
Charles Abouo	3	16
Brandon Davies	28	52
Chris Collinsworth	0	4
Noah Hartsock	5	9
Brock Zylstra	1	2
Stephen Rogers	1	2
Josh Sharp	1	1
Anson Winder	1	1
Nate Austin	4	4
Damarcus Harrison	3	3
BYU	47	
Opponents	32	

BYU STARTING LINEUPS

OPPONENT	(1)	(2)	(3)	(4)	(5)
at Utah State	Zylstra	Rogers	Abouo	Hartsock	Davies
BYU-Hawaii	Zylstra	Rogers	Abouo	Hartsock	Davies
Longwood	Cusick	Zylstra	Abouo	Hartsock	Davies
Prairie View A&M	Cusick	Zylstra	Abouo	Hartsock	Davies
vs. Nevada	Winder	Zylstra	Abouo	Hartsock	Davies
vs. Wisconsin	Winder	Zylstra	Abouo	Hartsock	Davies
vs. Northern Arizona	Winder	Zylstra	Abouo	Hartsock	Davies
vs. Oregon	Winder	Zylstra	Abouo	Hartsock	Davies
Weber State	Winder	Zylstra	Abouo	Hartsock	Davies
at Utah	Winder	Zylstra	Abouo	Hartsock	Davies
Baylor	Cusick	Zylstra	Abouo	Hartsock	Davies
Buffalo	Carlino	Zylstra	Abouo	Hartsock	Davies
UC Santa Barbara	Carlino	Zylstra	Abouo	Hartsock	Davies
Cal State San Marcos	Carlino	Zylstra	Abouo	Hartsock	Davies
at Saint Mary's	Carlino	Zylstra	Abouo	Hartsock	Davies
San Diego	Carlino	Zylstra	Abouo	Hartsock	Davies
at Loyola Marymount	Carlino	Zylstra	Abouo	Hartsock	Davies
San Francisco	Carlino	Zylstra	Abouo	Hartsock	Davies
Santa Clara	Carlino	Zylstra	Abouo	Hartsock	Davies
at San Diego	Carlino	Zylstra	Abouo	Hartsock	Davies
Loyola Marymount	Carlino	Zylstra	Abouo	Hartsock	Davies
at Pepperdine	Carlino	Zylstra	Abouo	Hartsock	Davies
at Virginia Tech	Carlino	Zylstra	Abouo	Hartsock	Davies
Saint Mary's	Carlino	Zylstra	Abouo	Hartsock	Davies
Gonzaga	Carlino	Winder	Abouo	Hartsock	Davies
at Portland	Carlino	Winder	Abouo	Hartsock	Davies
Pepperdine	Carlino	Winder	Abouo	Hartsock	Davies
at San Francisco	Carlino	Winder	Abouo	Hartsock	Davies
at Santa Clara	Carlino	Winder	Abouo	Hartsock	Davies
Gonzaga	Carlino	Winder	Abouo	Hartsock	Davies
Portland	Carlino	Winder	Abouo	Austin	Davies
vs. San Diego	Carlino	Winder	Abouo	Zylstra	Davies
vs. Gonzaga					

WON-LOSS RECORDS/STARTING LINEUPS

RECORD	(1)	(2)	(3)	(4)	(5)
1-0	Carlino	Winder	Abouo	Zylstra	Davies
1-0	Carlino	Winder	Abouo	Austin	Davies
5-1	Carlino	Winder	Abouo	Hartsock	Davies
1-1	Zylstra	Rogers	Abouo	Hartsock	Davies
2-1	Cusick	Zylstra	Abouo	Hartsock	Davies
5-1	Winder	Zylstra	Abouo	Hartsock	Davies
10-3	Carlino	Zylstra	Abouo	Hartsock	Davies

FREE THROW STREAKS

Hartsock	19	2/2/12 - 2/11/12	Hartsock	8	11/11/11 - 11/18/11
Abouo	14	12/31/11 - 1/19/12	Hartsock	8	12/3/11 - 12/7/11
Davies	11	11/22/11 - 12/10/11	Abouo	8	11/22/11 - 12/7/11
Hartsock	10	11/25/11 - 12/3/11	Hartsock	8	12/22/11 - 12/27/11
Hartsock	10	12/7/11 - 12/20/11	Winder	8	12/22/11 - 1/25/12
Hartsock	9	1/14/12 - 1/19/12	Davies	7	11/11/11 - 11/15/11
Hartsock	9	1/19/12 - 1/25/12	Davies	7	12/10/11 - 12/17/11
Hartsock	9	1/25/12 - 2/2/12	Davies	7	1/21/12
Abouo	9	12/22/11 - 12/27/11	Davies	7	2/11/12
Davies	8	1/25/12	Carlino	7	2/2/12 - 2/4/12

MARGIN OF VICTORY

MARGIN	WINS	LOSSES
1 point	1	
2 points	1	
3 points		1
4 points		
5 points	1	
6 points		
7 points		1
8 points	1	
9 points		
10 points	2	
11 points		1
12 points		
13 points	1	
14 points	2	2
15 points	2	
16-19 points	4 (19, 17, 19, 19)	2 (17, 16)
20-24 points	2 (21, 21)	
25-29 points	3 (28, 28, 25)	
30-plus points	5 (32, 35, 36, 39, 38)	

STREAKS

STREAK	11-12	OVERALL
Current won/loss streak	2 wins	same
At home	3 wins	same
On the road	1 loss	same
On a neutral floor	3 wins	same
At home vs. Nonconference	3 wins	same
At home vs. WCC	3 wins	same
On the road vs. Nonconference	2 wins	same
On the road vs. WCC	1 loss	same
On a neutral floor vs. Nonconference	2 wins	same
On a neutral floor vs. WCC	1 win	same
at regular-season tournament	1 loss	same
at WCC Tournament	1 win	same
at NCAA Tournament	—	1 loss
at NIT	—	2 losses
Games With a Three-Point Make	32	507

GAMES PLAYED

	2011-12	CAREER
Charles Abouo	32 (25-7)	138 (112-26)
Noah Hartsock	31 (24-7)	131 (106-25)
Brandon Davies	32 (25-7)	96 (82-14)
Brock Zylstra	31 (24-7)	80 (66-14)
Nick Martineau	17 (16-1)	63 (57-6)
Stephen Rogers	17 (13-4)	53 (44-9)
Chris Collinsworth	2 (1-1)	46 (36-10)
Craig Cusick	32 (25-7)	same
Josh Sharp	26 (20-6)	same
Damarcus Harrison	27 (20-7)	same
Nate Austin	32 (25-7)	same
Anson Winder	31 (25-6)	same
Matt Carlino	22 (17-5)	same

GAMES STARTED

	2011-12	CAREER
Noah Hartsock	30 (23-7)	96 (79-17)
Brandon Davies	32 (25-7)	59 (49-10)
Charles Abouo	32 (25-7)	58 (48-10)
Brock Zylstra	25 (19-6)	same
Matt Carlino	21 (17-4)	same
Anson Winder	14 (12-2)	same
Craig Cusick	3 (2-1)	same
Stephen Rogers	2 (1-1)	same
Nate Austin	1 (1-0)	same



2011-12 SCORING BY HALF (BYU-OPPONENT)

	1ST HALF	(MARGIN)	FG %	2ND HALF	(MARGIN)	FG %	OT	(MARGIN)	FG %	FINAL	(MARGIN)	FG %
at Utah State	28-30	-2	50.0-47.6	34-39	-5	44.0-44.4	—	—	—	62-69	-7	46.8-45.8
BYU-Hawaii	40-17	+23	50.0-19.4	33-35	-2	47.8-40.5	—	—	—	73-52	+21	49.1-30.9
Longwood	35-29	+6	44.0-39.3	57-31	+26	63.6-42.9	—	—	—	92-60	+32	55.2-41.1
Prairie View A&M	34-25	+9	43.5-32.3	56-26	+30	67.9-26.3	—	—	—	90-51	+39	56.9-29.0
vs. Nevada	34-27	+7	46.7-34.5	42-28	+14	63.0-40.7	—	—	—	76-55	+21	54.4-37.5
vs. Wisconsin	32-34	-2	50.0-42.9	24-39	-15	36.0-60.0	—	—	—	56-73	-17	43.1-50.9
vs. Northern Arizona	44-21	+23	48.5-33.3	43-31	+12	54.5-41.4	—	—	—	87-52	+35	51.5-37.7
vs. Oregon	38-31	+7	37.8-41.7	41-34	+7	41.2-36.4	—	—	—	79-65	+14	39.4-38.6
Weber State	47-34	+13	40.9-32.4	47-32	+15	63.6-34.5	—	—	—	94-66	+28	50.6-33.3
at Utah	25-17	+8	26.9-18.2	36-25	+11	52.2-33.3	—	—	—	61-42	+19	38.8-26.9
Baylor	42-38	+4	45.7-46.4	41-48	-7	48.5-54.3	—	—	—	83-86	-3	47.1-50.8
Buffalo	47-39	+8	51.4-53.8	46-39	+7	55.2-52.8	—	—	—	93-78	+15	53.1-52.8
UC Santa Barbara	38-32	+6	48.6-50.0	51-43	+8	47.8-50.0	—	—	—	89-75	+14	48.3-50.0
Cal State San Marcos	32-23	+9	44.8-34.5	47-28	+19	54.5-38.5	—	—	—	79-51	+28	50.0-36.4
at Saint Mary's	43-53	-10	54.3-57.1	39-45	-6	42.4-53.6	—	—	—	82-98	-16	48.5-55.4
San Diego	34-24	+10	38.7-22.2	54-28	+26	60.7-23.5	—	—	—	88-52	+36	49.2-23.0
at Loyola Marymount	34-34	0	35.1-37.5	39-31	+8	53.8-31.4	—	—	—	73-65	+8	42.9-34.3
San Francisco	42-20	+22	61.5-25.8	39-36	+3	46.4-40.7	—	—	—	81-56	+25	53.7-32.8
Santa Clara	45-42	+3	53.6-51.7	50-36	+14	60.0-41.4	—	—	—	95-78	+17	56.9-46.6
at San Diego	37-29	+8	41.2-40.0	45-34	+11	50.0-41.2	—	—	—	82-63	+19	45.2-40.7
Loyola Marymount	28-34	-6	35.5-41.9	40-48	-8	41.4-45.5	—	—	—	68-82	-14	38.3-43.4
at Pepperdine	42-29	+13	50.0-35.5	35-35	0	42.1-50.0	—	—	—	77-64	+13	46.9-42.6
at Virginia Tech	29-25	+4	30.0-25.8	41-43	-2	36.1-64.0	—	—	—	70-68	+2	33.3-42.9
Saint Mary's	28-40	-12	37.0-53.6	38-40	-2	44.1-60.0	—	—	—	66-80	-14	41.0-55.8
Gonzaga	38-24	+14	44.4-26.9	45-49	-4	54.5-51.4	—	—	—	83-73	+10	49.3-41.0
at Portland	32-27	+5	38.5-45.8	47-33	+14	32.1-44.0	—	—	—	79-60	+19	35.2-44.9
Pepperdine	46-25	+21	43.8-29.4	40-23	+17	39.4-37.9	—	—	—	86-48	+38	41.5-33.3
at San Francisco	49-44	+5	57.1-56.7	36-40	-4	50.0-40.0	—	—	—	85-84	+1	53.7-47.1
at Santa Clara	34-31	+3	59.1-46.2	48-36	+12	58.1-36.7	—	—	—	82-67	+15	58.5-41.1
at Gonzaga	27-37	-10	25.0-35.7	36-37	-1	38.2-46.2	—	—	—	63-74	-11	30.8-39.0
Portland	42-29	+13	46.9-39.4	34-37	-3	50.0-48.3	—	—	—	76-66	+10	48.1-43.5
vs. San Diego	34-34	0	50.0-50.0	39-34	+5	60.0-44.8	—	—	—	73-68	+5	54.7-47.3
vs. Gonzaga												
SEASON TOTALS	36.9-30.6	+6.3	44.3-38.7	42.0-35.7	+6.3	49.9-42.8	—	—	—	78.8-66.3	+12.6	47.0-40.8

2011-12 OFFENSIVE TRENDS (BYU-OPPONENT)

	PTS/PAINT	(MARGIN)	PTS OFF T.O.	(MARGIN)	2ND CHANCE PTS	(MARGIN)	FASTBREAK PTS	(MARGIN)	BENCH PTS	(MARGIN)	BIG RUN	BIG LEAD
at Utah State	22-20	+2	15-21	-6	7-9	-2	0-0	0	6-11	-5	5-0/11-0	4/11
BYU-Hawaii	30-22	+8	15-4	+11	11-8	+3	6-0	+6	18-13	+5	13-0/5-0	26/--
Longwood	26-12	+14	16-4	+12	25-3	+22	4-2	+2	44-16	+28	9-0/7-0	32/6
Prairie View A&M	30-24	+6	14-7	+7	12-10	+2	10-4	+6	41-19	+22	18-0/4-0	41/3
vs. Nevada	40-28	+12	22-10	+12	13-7	+6	16-2	+14	6-5	+1	16-0/9-0	24/2
vs. Wisconsin	30-24	+6	11-20	-9	12-9	+3	11-2	+9	19-23	-4	7-0/11-0	4/22
vs. Northern Arizona	28-26	+2	28-10	+18	10-2	+8	10-6	+4	27-24	+3	15-0/5-0	37/4
vs. Oregon	27-22	+5	17-9	+9	19-8	+11	6-0	+6	25-16	+9	13-0/8-0	21/8
Weber State	42-22	+20	14-9	+6	15-11	+4	10-2	+8	34-20	+14	8-0/10-0	34/3
at Utah	12-20	-8	8-2	+6	12-6	+6	2-0	+2	21-9	+12	10-0/5-0	22/4
Baylor	41-24	+17	20-26	-6	24-12	+12	11-2	+9	27-19	+8	11-0/6-0	13/9
Buffalo	28-34	-6	20-21	-1	17-9	+8	14-0	+14	31-15	+16	8-0/9-0	21/11
UC Santa Barbara	34-37	-3	18-19	-1	4-9	-5	8-3	+5	4-9	-5	9-0/7-0	15/5
Cal State San Marcos	46-24	+22	28-9	+19	12-6	+6	14-6	+8	20-17	+3	10-0/7-0	28/--
at Saint Mary's	33-32	+1	18-22	-4	18-13	+5	11-8	+3	15-13	+2	7-0/13-0	3/22
San Diego	32-14	+18	16-7	+9	9-10	-1	13-0	+13	21-29	-8	13-0/5-0	36/2
at Loyola Marymount	20-24	-4	16-20	-4	12-13	-1	0-4	-4	21-14	+7	8-0/12-0	13/8
San Francisco	21-24	-3	15-21	-6	9-2	+7	7-4	+3	19-24	-5	14-0/6-0	31/--
Santa Clara	50-30	+20	17-14	+3	9-6	+3	16-0	+16	10-9	+1	7-0/6-0	17/2
at San Diego	2-8	-6	16-15	+1	18-12	+6	0-0	0	18-17	+1	9-0/7-0	22/7
Loyola Marymount	28-18	+10	17-13	+4	7-10	-3	4-4	0	4-12	-8	6-0/11-0	4/14
at Pepperdine	30-30	0	10-8	+2	7-5	+2	7-6	+1	8-10	-2	12-0/6-0	15/9
at Virginia Tech	20-26	-6	23-6	+17	11-6	+5	6-7	-1	12-25	-13	11-0/9-0	12/6
Saint Mary's	34-32	+2	18-17	+1	14-12	+2	2-4	-2	15-22	-7	7-0/10-0	2/23
Gonzaga	44-36	+8	22-11	+11	6-8	-2	10-4	+6	12-37	-25	8-0/8-0	19/3
at Portland	24-22	+2	25-9	+16	8-9	-1	2-2	0	29-18	+11	11-0/5-0	19/4
Pepperdine	16-26	-10	23-8	+15	11-5	+6	6-4	+2	21-20	+1	10-0/9-0	46/--
at San Francisco	38-42	-4	12-14	-2	10-12	-2	0-0	0	10-10	0	7-0/7-0	11/1
at Santa Clara	44-16	+28	20-13	+7	7-10	-3	14-0	+14	18-24	-6	9-0/7-0	19/3
at Gonzaga	26-18	+8	15-13	+2	15-12	+3	0-2	-2	7-12	-5	7-0/8-0	3/17
Portland	38-26	+12	20-13	+7	6-10	-4	10-0	+10	23-23	0	8-0/6-0	17/--
vs. San Diego	24-34	-10	6-15	-9	4-10	-6	2-6	-4	23-25	-2	7-0/8-0	9/2
vs. Gonzaga												
SEASON TOTALS	960-797	+163	555-410	+145	374-274	+100	232-84	+148	609-560	+49		
TIMES LED, RECORD (W/L/T)	14-7/10-0/1-0		19-3/6-4/0-0		16-5/9-2/0-0		19-3/4-2/2-2		15-2/8-5/2-0			





2011-12 WCC STANDINGS (AS OF 3/2/12)

	WCC	Pct	Overall
Saint Mary's	14-2	.875	25-5
Gonzaga	13-3	.812	24-5
BYU	12-4	.750	25-7
Loyola Marymount	11-5	.688	19-12
San Francisco	8-8	.500	20-12
San Diego	7-9	.438	13-18
Pepperdine	4-12	.250	10-19
Portland	3-13	.188	7-24
Santa Clara	0-16	.000	8-22

2011-12 WCC PLAYERS OF THE WEEK

Nov. 14	Ashley Hamilton, Loyola Marymount
Nov. 21	Kevin Pangos, Gonzaga
Nov. 28	Evan Roquemore, Santa Clara
Dec. 5	Noah Hartsock, BYU
Dec. 12	Angelo Caloiaro, San Francisco
Dec. 19	Elias Harris, Gonzaga
Dec. 26	Kevin Pangos, Gonzaga
Jan. 2	Brandon Davies, BYU
Jan. 9	Rob Jones, Saint Mary's
Jan. 16	Matthew Dellavedova, Saint Mary's
Jan. 23	Anthony Ireland, Loyola Marymount
Jan. 30	Perris Blackwell, San Francisco
Feb. 6	Brandon Davies, BYU
Feb. 13	Kevin Pangos, Gonzaga
Feb. 20	Anthony Ireland, Loyola Marymount
Feb. 27	Elias Harris, Gonzaga

2011-12 WCC PLAYER OF THE YEAR

Matthew Dellavedova, Jr., G, Saint Mary's

2011-12 WCC DEFENSIVE PLAYER OF THE YEAR

Rob Sacre, Sr., C, Gonzaga

2011-12 WCC NEWCOMER OF THE YEAR

Kevin Pangos, Fr., G, Gonzaga

2011-12 WCC COACH OF THE YEAR

Max Good, Loyola Marymount

2011-12 ALL-WCC TEAM

Player	School	Yr.	Pos.
Angelo Caloiaro	San Francisco	Sr.	F
Brandon Davies	BYU	Jr.	F
Matthew Dellavedova	Saint Mary's	Jr.	G
Elias Harris	Gonzaga	Jr.	F
Noah Hartsock	BYU	Sr.	F
Anthony Ireland	Loyola Marymount	So.	G
Rob Jones	Saint Mary's	Sr.	F
Kevin Pangos	Gonzaga	Fr.	G
Robert Sacre	Gonzaga	Sr.	C
Drew Viney	Loyola Marymount	Sr.	F

2011-12 ALL-WCC HONORABLE MENTION

Perris Blackwell (San Francisco); Matt Carlino (BYU); Johnny Dee (San Diego); Rashad Green (San Francisco); Stephen Holt (Saint Mary's); Corbin Moore (Pepperdine)

2011-12 ALL-WCC FRESHMAN TEAM

Player	School	Pos.
Gary Bell, Jr.	Gonzaga	G
Matt Carlino	BYU	G
Johnny Dee	San Diego	G
Kevin Pangos	Gonzaga	G
Brad Waldow	Saint Mary's	F

TEAM

WCC STATS (2/27/12)	ALL	CONF
Scoring Offense	1st	1st
Scoring Defense	4th	5th
Scoring Margin	2nd	3rd
FT Percentage	5th	4th
FG Percentage	4th	4th
FG Percentage Defense	1st	2nd
3FG Percentage	6th	7th
3FG Percentage Defense	2nd	2nd
3-Point FG Made/Game	3rd	6th
Rebounding Offense	1st	1st
Rebounding Defense	6th	6th
Rebounding Margin	3rd	3rd
Blocked Shots	1st	3rd
Assists	1st	1st
Steals	1st	1st
Turnover Margin	1st	2nd
Assist/Turnover Ratio	2nd	2nd
Offensive Rebounds	5th	3rd
Defensive Rebounds	1st	1st
Defensive Reb Pct	1st	2nd
Offensive Reb Pct	6th	6th

NCAA STATS (2/26/12)

	RANK	ACTUAL
Won-Lost Percentage	35	77.4
Scoring Offense	12	79.0
Scoring Defense	159	66.2
Scoring Margin	13	12.8
Field-Goal Percentage	45	46.8
Field-Goal Pct Defense	56	40.6
3-Point Field Goals/Game	109	6.7
3-Point Field-Goal Pct	159	34.4
Three Pt FG Defense	43	30.9
Free-Throw Percentage	100	71.1
Rebound Margin	40	4.7
Assists Per Game	6	17.3
Assist Turnover Ratio	17	1.32
Blocked Shots Per Game	71	4.3
Steals Per Game	19	8.5
Turnovers Per Game	128	13.1
Turnover Margin	33	2.7
Personal Fouls Per Game	181	18.2

INDIVIDUAL

WCC (2/27/12)	TOP BYU PLAYER - ALL	TOP BYU PLAYER - CONF
Scoring	Noah Hartsock - 1st	Brandon Davies - 1st
Rebounding	Brandon Davies - 4th	Brandon Davies - 4th
FG Percentage	Noah Hartsock - 2nd	Noah Hartsock - 8th
Assists	Charles Abouo - 12th	Matt Carlino - 4th
FT Percentage	Noah Hartsock - 4th	Noah Hartsock - 5th
Steals	Brandon Davies - 8th	Brandon Davies - 4th
3FG Percentage	Brock Zylstra - 8th	Brock Zylstra - 15th
3FG Made/Game	Brock Zylstra - 9th	Matt Carlino - T12th
Blocked Shots	Noah Hartsock - 1st	Brandon Davies - T1st
Assist/TO Ratio	—	Matt Carlino - 3rd
Offensive Rebounds	Brandon Davies - 6th	Brandon Davies - 7th
Defensive Rebounds	Brandon Davies - 5th	Brandon Davies - 5th
Minutes Played	Noah Hartsock - 8th	—

NCAA (2/26/12)

	BYU PLAYER - RANK	ACTUAL
Points Per Game	Noah Hartsock - 85	16.8
	Brandon Davies - 200	14.6
Field Goal Percentage	Noah Hartsock - 22	56.6
	Brandon Davies - 66	50.8
Free Throw Percentage	Noah Hartsock - 57	84.3
Rebounds Per Game	Brandon Davies - 122	7.6
Blocked Shots Per Game	Noah Hartsock - 87	1.6
	Brandon Davies - 143	1.3
Steals	Brandon Davies - 203	1.5

Click/scan to view the NCAA Division I Men's Basketball statistics



2011-12 NUMERICAL ROSTER

Click/scan to view the BYU men's basketball roster on BYUcougars.com



PRONUNCIATION GUIDE

CHARLES ABOUO a-BOO-oh	ANSON WINDER AN-son WINE-der
MATT CARLINO car-LEE-no	BROCK ZYLSTRA ZIL-stra
DAMARCUS HARRISON duh-MARCUS	TERRY NASHIF NASH-if
IAN HARWARD har-WORD	ROBERT RAMOS RAY-mus
NICK MARTINEAU MART-in-oh	

No.	Name	Pos.	Ht.	Wt.	Yr.	Hometown (Previous School)
0	Brandon Davies	F	6-9	235	Jr.	Provo, Utah (Provo HS)
1	Charles Abouo	G/F	6-5	215	Sr.	Abidjan, Cote d'Ivoire (Brewster Academy)
2	Craig Cusick	G	6-2	185	Jr.	Orem, Utah (Utah)
3	Austin Nelson	G	6-0	160	Fr.	Henderson, Nev. (Coronado HS)
5	Chris Collinsworth	F	6-9	235	So.	Provo, Utah (Provo HS)
10	Matt Carlino	G	6-2	175	Fr.	Scottsdale, Ariz. (Bloomington South HS)
12	Josh Sharp	F	6-7	185	Fr.	Highland, Utah (Utah)
13	Brock Zylstra	G/F	6-6	210	Jr.	La Verne, Calif. (Bonita HS)
14	Nick Martineau	G	6-0	170	Jr.	Fruit Heights, Utah (Davis HS)
15	Jaren Sweeney	G/F	6-5	190	Fr.	Mesa, Ariz. (Mountain View HS)
20	Anson Winder	G	6-3	195	Fr.	Las Vegas, Nev. (Bishop Gorman HS)
21	Stephen Rogers	F	6-8	195	Jr.	Mesa, Ariz. (Mesa CC)
24	Damarcus Harrison	G	6-5	190	Fr.	Greenwood, S.C. (Christ School)
33	Nate Austin	F/C	6-10	215	Fr.	Alpine, Utah (Lone Peak HS)
34	Noah Hartsock	F	6-8	230	Sr.	Bartlesville, Okla. (Bartlesville HS)
42	Ian Harward	F/C	6-10	215	Fr.	Orem, Utah (Orem HS)

Head Coach: Dave Rose, 7th year (Houston, 1983)
 Assistant Coaches: Terry Nashif (BYU, 2005); Tim LaComb (Utah, 2006), Mark Pope (Kentucky, 1996)
 Director of Basketball Operations: Mike Hall (BYU, 2005)
 Team Trainer: Robert Ramos (BYU, 1995)

2011-12 SEASON / CAREER HIGHS				
#	PLAYER	POINTS	REBOUNDS	ASSISTS
0	DAVIES, Brandon Career:	29 at Pepperdine same	22 vs. San Diego same	6 vs. San Francisco 6 at Air Force (10-11), vs. USF (11-12)
1	ABOUO, Charles Career:	23 vs. Pepperdine 25 vs. Wyoming (10-11)	16 vs. Longwood same	7 vs. San Francisco, at San Diego same
2	CUSICK, Craig Career:	12 at Portland same	4, at Loyola Marymount, vs. Portland same	8 vs. Weber State same
5	COLLINSWORTH, Chris Career:	— 15 vs. Chicago State	1 vs. BYU-Hawaii 11 at UNLV (07-08)	1 at Utah State 3 four times, last vs. Chicago State (10-11)
10	CARLINO, Matt Career:	30 at San Francisco same	7 vs. Buffalo, at San Diego same	11 vs. Buffalo same
12	SHARP, Josh Career:	5 vs. BYU-Hawaii, vs. PVAMU same	6 vs. BYU-Hawaii, vs. PVAMU same	3 vs. Longwood same
13	ZYLSTRA, Brock Career:	26 vs. Buffalo same	9 vs. Portland same	5 vs. UC Santa Barbara same
14	MARTINEAU, Nick Career:	5 vs. Pepperdine 6 vs. Loyola Marymount (07-08)	3 vs. CSUSM same	2 vs. PVAMU, vs. CSUSM 4 vs. Loyola Marymount (07-08)
20	WINDER, Anson Career:	20 vs. Buffalo same	6 at San Francisco same	9 vs. Northern Arizona same
21	ROGERS, Stephen Career:	18 vs. PVAMU same	6 vs. Northern Arizona 8 vs. UNLV (10-11)	3 at USU, vs. Longwood, vs. NAU, vs. SCU same
24	HARRISON, Damarcus Career:	11 vs. Longwood same	3 vs. Baylor, vs. CSUSM same	2 vs. BYUH, vs. PVAMU, vs. UCSB, vs. CSUSM same
33	AUSTIN, Nate Career:	15 vs. Weber State same	10 at Gonzaga same	3 vs. San Diego same
34	HARTSOCK, Noah Career:	28 vs. Loyola Marymount same	14 vs. Gonzaga same	5 vs. BYU-Hawaii 6 vs. Eastern New Mexico (09-10)



CAREER HIGHLIGHTS

- 184-52 overall record for a BYU record .780 winning percentage
- With 159 victories in his first six seasons is tied for third all-time for best career starts (through six seasons) by wins in NCAA history and second in BYU history for career victories
- Four Mountain West Conference regular season titles, a BYU and MWC record
- Three-time MWC Coach of the Year (2006, 2007, 2011)
- Two-time USBWA District VIII Coach of the Year (2006, 2011)
- Honorable Mention for National Coach of the Year by Scout.com (2006)
- Five-consecutive trips to the NCAA Tournament, a BYU record
- Five-consecutive 25-win seasons, a BYU record
- Holds top two spots for wins in a season in BYU history with 32 in 2010-11 and 30 in 2009-10
- Took BYU to the Sweet 16 in 2011 for the first time since 1981
- Coached Jimmer Fredette, the 2011 Consensus National Player of the Year (received the Wooden Award, Naismith Trophy, Oscar Robertson Trophy and other national awards)
- Naismith Coach of the Year Finalist in 2011
- Finalist for the Clair Bee Award in 2010

COACHING EXPERIENCE

- BYU Head Coach (2005-present)
- BYU Associate Head Coach (2000-2005)
- BYU Assistant Coach (1997-2000)
- Dixie State Head Coach (1990-1997)
- Dixie State Assistant Coach (1987-1990)
- Assistant coach at Pine View High School (1986-87)
- Head coach at Millard High School (1983-86)

SERVICE

- NABC Game Pillar Award for Service in 2008
- 63rd recipient of the Dale Rex Memorial Award
- Honorary Chair of the Children with Cancer Christmas Foundation
- Was the first coach in the state of Utah to participate in the American Cancer Society's nationwide Coaches vs. Cancer campaign
- Lobbied before Congress for more funding for cancer research in September 2010

EDUCATION

- Houston (1983, B.A.)

PLAYING CAREER

- Played baseball and basketball at Dixie State College
- Played for Houston from 1980-83 (played in 1980-81 and 82-82, redshirted in 1981-82)
- Co-Captain on the famous "Phi-Slamma Jamma" team that featured Hakeem Olajuwon and Clyde Drexler
- Helped Houston achieve a No. 1 ranking and reach the national championship game in 1983

MISSION

- Manchester England (1977-79)

PERSONAL/FAMILY

- Wife: Cheryl
- Children: Daughter Chanell and husband Brock Reichner, son Garrett and wife Brooke, daughter Taylor
- Dave and Cheryl Rose have five grandchildren



Click/scan to view Dave Rose's profile on BYUcougars.com



ROSE DIVISION I COACHING LEDGER							
SCHOOL	SEASON	OVERALL	PCT.	MWC/WCC	PCT.	MWC/WCC TOURNEY	NCAA/NIT
BYU	2005-06	20-9	.690	12-4	.750	0-1	0-1 NIT
BYU	2006-07	25-9	.735	13-3	.813	2-1	0-1 NCAA
BYU	2007-08	27-8	.771	14-2	.875	2-1	0-1 NCAA
BYU	2008-09	25-8	.758	12-4	.750	1-1	0-1 NCAA
BYU	2009-10	30-6	.833	13-3	.813	1-1	1-1 NCAA
BYU	2010-11	32-5	.865	14-2	.875	2-1	2-1 NCAA
BYU	2011-12	25-7	.781	12-4	.775	1-0	—
TOTAL		184-52	.780	90-22	.804	9-6 (.600)	3-6





0 — BRANDON DAVIES
 6-9 • 235 • Junior • Forward
 Provo, Utah (Provo HS)

DAVIES NOTES

Last time Out

- Scored 16 points on 6 of 9 shooting, including his first career 3-pointer, in 25 minutes vs. San Diego

In 2011-12

- Has started every game, scored in double figures 26 times
- WCC Player of the Week for Feb. 6, averaging 16.5 points, 9 rebounds and 4.5 steals
- WCC Player of the Week for Jan. 2, averaging 21.0 points and 14.0 boards with two double-doubles
- Seven double-doubles this season (Pts/Reb); vs. Baylor (18/13), vs. CSUSM (14/13), vs. San Diego (21/22), at LMU (15/10), at San Diego (12/12), at Portland (18/13) and at Gonzaga (23/10)
- Set career-high of 22 rebounds and added 21 points vs. San Diego in Provo
- Averages 14.9 points, 7.5 rebounds, 2.1 assists, 1.5 steals and 1.3 blocks
- 51.2 percent FG shooting and 69.4 percent FT shooting
- Named to the All-WCC Preseason team

Other

- Mother is Linda Kathleen Davies and has one brother and one sister
- Also recruited by Utah, Gonzaga, Utah State, Cal Berkeley, Washington State, Penn State and Santa Clara
- Played for Craig Drury at Provo High School where he helped lead the Bulldogs to state titles as a sophomore and junior and a second-place finish as a senior

Click/scan for Davies' bio on BYUcougars.com



11-12 SEASON HIGHS

Points: 29, at Pepperdine – 1/21/12
 Points 1st half: 15, at Saint Mary's – 12/29/11, Portland 2/25/12
 Points 2nd half: 17, at Pepperdine – 1/21/12
 Rebounds: 22, San Diego – 12/31/11
 Assists: 6, vs. San Francisco – 1/7/12
 Steals: 8, at Portland – 2/4/12
 Blocks: 3, Weber State – 12/7/11
 FG made: 11, at Saint Mary's – 12/29/11
 FG attempts: 18, at SMC – 12/29/11, SMC – 1/28/12
 3FG made: 1, vs. San Diego – 3/2/12
 3FG attempts: 1, Baylor – 12/17/11, vs. San Diego – 3/2/12
 FT made: 15, at Pepperdine – 1/21/12
 FT attempts: 18, at Pepperdine – 1/21/12

CAREER HIGHS

Points: 29, at Pepperdine – 1/21/12
 Rebounds: 22, San Diego – 12/31/11
 Assists: 6, at Air Force – 02/09/11, vs. San Francisco – 1/7/12
 Steals: 8, at Portland – 2/4/12
 Blocks: 3, four times, last, Weber State – 12/7/11
 FG made: 11, at Saint Mary's – 12/29/11
 FG attempts: 18, at Saint Mary's – 12/29/11
 3FG made: 1, vs. San Diego – 3/2/12
 3FG attempts: 1, 3 times, last vs. San Diego – 3/2/12
 FT made: 15, at Pepperdine – 1/21/12
 FT attempts: 18, at Pepperdine – 1/21/12

MISCELLANEOUS


	11-12	Career
Double-Figure Pts:	26 (20-6)	52 (44-8)
20-plus Pts:	8 (6-2)	11 (9-2)
Double-Figure Reb:	7 (5-2)	11 (9-2)
Double-Doubles:	7 (5-2)	11 (9-2)
3-plus Steals:	5 (2-3)	6 (3-3)
3-plus Blocks:	1 (1-0)	4 (4-0)
3-plus 3-point FGs:	0 (0-0)	0 (0-0)
Scoring Leader:	9 (6-3)	10 (7-3)
Rebound Leader:	14 (9-5)	28 (21-7)
Assist Leader:	3 (3-0)	5 (5-0)

2011-12 GAME-BY-GAME

Opponent	Date	GS	Min	FG	FGA	Pct	3FG	FGA	Pct	FT	FTA	Pct	Off	Def	TR	Avg	PF	FO	A	TO	Blk	Stl	Pts	Avg	
at Utah State	11/11/11	*	24	4	10	.400	0	0	.000	5	9	.556	2	3	5	5.0	3	0	1	3	1	2	13	13.0	
BYU-HAWAII	11/15/11	*	28	10	13	.769	0	0	.000	5	6	.833	3	6	9	7.0	3	0	3	5	2	1	25	19.0	
LONGWOOD	11/18/11	*	20	1	3	.333	0	0	.000	0	0	.000	2	2	4	6.0	3	0	4	5	0	0	2	13.3	
PRAIRIE VIEW A&M	11/22/11	*	26	4	8	.500	0	0	.000	5	6	.833	3	5	8	6.5	3	0	3	4	2	1	13	13.3	
vs Nevada	11/25/11	*	35	4	8	.500	0	0	.000	2	2	1.000	0	3	3	5.8	5	1	4	0	1	0	10	12.6	
vs Wisconsin	11/26/11	*	20	4	10	.400	0	0	.000	1	1	1.000	0	4	4	5.5	2	0	1	4	0	3	9	12.0	
vs Northern Arizona	11/30/11	*	28	6	9	.667	0	0	.000	2	2	1.000	2	7	9	6.0	1	0	3	0	0	1	14	12.3	
vs Oregon	12/03/11	*	20	2	10	.200	0	0	.000	2	2	1.000	1	4	5	5.9	5	1	2	1	1	0	6	11.5	
WEBER STATE	12/07/11	*	22	5	11	.455	0	0	.000	1	1	1.000	3	6	9	6.2	4	0	0	2	3	1	11	11.4	
at Utah	12/10/11	*	25	1	4	.250	0	0	.000	1	2	.500	3	6	9	6.5	3	0	1	1	1	1	3	10.6	
BAYLOR	12/17/11	*	36	6	15	.400	0	1	.000	6	9	.667	5	8	13	7.1	3	0	1	1	1	1	18	11.3	
BUFFALO	12/20/11	*	22	1	3	.333	0	0	.000	0	2	.000	3	1	4	6.8	3	0	1	0	2	1	2	10.5	
UC SANTA BARBARA	12/22/11	*	32	7	16	.438	0	0	.000	3	3	1.000	2	4	6	6.8	2	0	1	2	0	4	17	11.0	
CS SAN MARCOS	12/27/11	*	26	7	11	.636	0	0	.000	0	0	.000	4	9	13	7.2	1	0	2	2	1	0	14	11.2	
at Saint Mary's (CA)	12/29/11	*	30	11	18	.611	0	0	.000	6	8	.750	3	4	7	7.2	4	0	0	3	1	5	28	12.3	
SAN DIEGO	12/31/11	*	35	8	13	.615	0	0	.000	5	8	.625	6	16	22	8.1	3	0	4	3	2	1	21	12.9	
at Loyola Marymount	01/05/12	*	29	6	12	.500	0	0	.000	3	5	.600	0	10	10	8.2	4	0	2	6	2	0	15	13.0	
SAN FRANCISCO	01/07/12	*	22	5	9	.556	0	0	.000	2	4	.500	2	4	6	8.1	4	0	6	2	2	1	12	12.9	
SANTA CLARA	01/14/12	*	29	9	13	.692	0	0	.000	5	7	.714	0	5	5	7.9	4	0	2	2	1	2	23	13.5	
at San Diego	01/16/12	*	32	3	9	.333	0	0	.000	6	10	.600	6	6	12	8.2	2	0	2	2	2	1	12	13.4	
LOYOLA MARYMOUNT	01/19/12	*	31	4	8	.500	0	0	.000	6	8	.750	2	7	9	8.2	5	1	2	2	2	0	14	13.4	
at Pepperdine	01/21/12	*	35	7	14	.500	0	0	.000	15	18	.833	0	6	6	8.1	3	0	4	3	2	0	29	14.1	
at Virginia Tech	01/25/12	*	24	3	9	.333	0	0	.000	11	12	.917	2	3	5	8.0	4	0	4	3	1	1	17	14.3	
SAINT MARY'S	01/28/12	*	32	6	18	.333	0	0	.000	2	4	.500	4	3	7	7.9	4	0	1	6	1	2	14	14.3	
GONZAGA	02/02/12	*	31	7	12	.583	0	0	.000	1	3	.333	2	3	5	7.8	4	0	1	4	1	1	15	14.3	
at Portland	02/04/12	*	38	7	13	.538	0	0	.000	4	10	.400	5	8	13	8.0	2	0	4	4	1	8	18	14.4	
PEPPERDINE	02/11/12	*	27	3	7	.429	0	0	.000	7	8	.875	2	5	7	8.0	0	0	2	4	2	0	13	14.4	
at San Francisco	02/16/12	*	21	3	7	.429	0	0	.000	0	0	.000	0	5	5	7.9	4	0	2	2	1	6	14.1		
at Santa Clara	02/18/12	*	26	6	7	.857	0	0	.000	8	11	.727	0	3	3	7.7	4	0	0	4	2	0	20	14.3	
at Gonzaga	02/23/12	*	36	8	18	.444	0	0	.000	7	10	.700	4	6	10	7.8	5	1	1	4	2	6	23	14.6	
PORTLAND	02/25/12	*	37	10	13	.769	0	0	.000	5	7	.714	1	1	2	7.6	2	0	2	4	0	1	25	14.9	
vs San Diego	03/02/12	*	25	6	9	.667	1	1	1.000	3	8	.375	0	5	5	7.5	4	0	1	1	0	1	16	14.9	
Totals			32	904	174	340	.512	1	2	.500	129	186	.694	72	168	240	7.5	103	4	67	89	41	47	478	14.9

CAREER STATISTICS (ALL GAMES)																									
Year	GP	GS	Min	Avg	FG	FGA	Pct	3FG	FGA	Pct	FT	FTA	Pct	Off	Def	TR	Avg	PF	FO	A	TO	Blk	Stl	Pts	Avg
2009-10	35	1	474	13.5	69	128	.539	0	1	.000	50	88	.568	30	74	104	3.0	91	1	9	47	14	13	188	5.4
2010-11	29	26	721	24.9	115	219	.525	0	0	.000	93	138	.674	63	117	180	6.2	90	4	43	44	27	20	323	11.1
2011-12	32	32	904	28.3	174	340	.512	1	2	.500	129	186	.694	72	168	240	7.5	103	4	67	89	41	47	478	14.9
TOTAL	96	59	2099	21.9	358	687	.521	1	3	.333	272	412	.660	165	359	524	5.5	284	9	119	180	82	80	989	10.3

CAREER STATISTICS (CONFERENCE GAMES)																									
Year	GP	GS	Min	Avg	FG	FGA	Pct	3FG	FGA	Pct	FT	FTA	Pct	Off	Def	TR	Avg	PF	FO	A	TO	Blk	Stl	Pts	Avg
2009-10	15	0	187	12.5	29	63	.460	0	1	.000	22	41	.537	13	35	48	3.2	35	0	3	21	5	6	80	5.3
2010-11	14	14	395	28.2	54	111	.486	0	0	.000	51	74	.689	30	72	102	7.3	46	2	29	25	16	13	159	11.4
2011-12	16	16	491	30.7	103	191	.539	0	0	.000	82	121	.678	37	92	129	8.1	54	2	35	55	25	29	288	18.0
TOTAL	45	30	1073	23.8	186	365	.510	0	1	.000	155	236	.657	80	199	279	6.2	135	4	67	101	46	48	527	11.7



1 — CHARLES ABOUO
6-5 • 215 • Senior • Guard/Forward
Abidjan, Cote d'Ivoire (Brewster Academy)

ABOUO NOTES

Last time Out

- Had 11 points and team-high 7 rebounds vs. San Diego. Did not miss a shot (4-4 FG, 1-1 3FG, 2-2 FT)

In 2011-12

- Has started every game and scored in double figures 19 times
- Averages 11.5 points, 6.3 rebounds, 2.7 assists and 1.1 steals
- Has 3 double-doubles on the season, vs. Longwood (19/16), vs. Pepperdine (23/12), at Gonzaga (10/10)
- Posted a double-double with 19 points on 6 of 9 shooting and a career-best 16 rebounds, 4 assists and 2 blocks vs. Longwood
- Scored a season-high 22 points, tied a career high with four 3s and added 8 boards, 4 assists and 3 steals against Nevada
- 44.7 percent FG shooting, 37.7 percent 3-point FG shooting and 74.1 percent FT shooting

Other

- Parents are Ernest and Yvonne Abouo
- Also recruited by San Diego State, Wichita State, Utah State, Loyola, Montana, Tulsa and Virginia Commonwealth
- Played for the Cote d'Ivoire Senior National Team during the summers of 2009 and 2010
- Played in the 2010 World Championships in Turkey with the Cote d'Ivoire National Team.
- Helped Brewster Academy (Wolfeboro, N.H.) set a school record with a 31-4 overall record in 2007-08

Click scan for Abouo's bio on BYUcougars.com



11-12 SEASON HIGHS

Points: 22, vs Nevada -- 11/25/11
 Points 1st half: 17, Pepperdine -- 2/11/12
 Points 2nd half: 16 vs Nevada -- 11/25/11
 Rebounds: 16, Longwood -- 11/18/11
 Assists: 7, vs. San Francisco -- 1/7/12, at San Diego -- 1/16/12
 Steals: 3, BYU-Hawaii -- 11/15/11, vs. Nevada -- 11/25/11
 Blocks: 2 Longwood -- 11/18/11
 FG made: 8 vs. Nevada -- 11/25/11
 FG attempts: 15, vs. Oregon -- 12/3/11
 3FG made: 5, Pepperdine -- 2/11/12
 3FG attempts: 8, Pepperdine -- 2/11/12
 FT made: 9, UCSB -- 12/22/11
 FT attempts: 10, San Diego -- 12/31/11

CAREER HIGHS

Points: 25, Wyoming -- 03/05/11
 Rebounds: 16, Longwood -- 11/18/11
 Assists: 7, vs. San Francisco -- 1/7/12, at San Diego -- 1/16/12
 Steals: 3, three times, last, vs. Nevada -- 11/25/11
 Blocks: 2, Colorado State -- 02/23/11; Longwood -- 11/18/11
 FG made: 9, Wyoming -- 03/05/11
 FG attempts: 15, vs. Oregon -- 12/3/11
 3FG made: 5, Pepperdine -- 2/11/12
 3FG attempts: 8, Pepperdine
 FT made: 9, UCSB -- 12/22/11
 FT attempts: 10, vs Arizona -- 12/11/10, San Diego -- 12/31/11

MISCELLANEOUS

	11-12	Career
Double-Figure Pts:	19 (15-4)	33 (28-5)
20-plus Pts:	2 (2-0)	5 (5-0)
Double-Figure Reb:	4 (3-1)	6 (5-1)
Double-Doubles:	3 (2-1)	4 (3-1)
3-plus Steals:	2 (2-0)	3 (3-0)
3-plus Blocks:	0 (0-0)	0 (0-0)
3-plus 3-point FGs:	5 (4-1)	7 (6-1)
Scoring Leader:	3 (3-0)	3 (3-0)
Rebound Leader:	11 (9-2)	20 (18-2)
Assist Leader:	6 (6-0)	7 (7-0)

2011-12 GAME-BY-GAME


Opponent	Date	GS	Min	FG	FGA	Pct	3FG	FGA	Pct	FT	FTA	Pct	Off	Def	TR	Avg	PF	FO	A	TO	Blk	Stl	Pts	Avg	
at Utah State	11/11/11	*	36	4	6	.667	3	5	.600	5	7	.714	3	3	6	6.0	4	0	3	3	0	0	16	16.0	
BYU-HAWAII	11/15/11	*	20	1	4	.250	0	0	.000	2	5	.400	0	6	6	6.0	4	0	3	4	0	3	4	10.0	
LONGWOOD	11/18/11	*	27	6	9	.667	2	3	.667	5	8	.625	5	11	16	9.3	0	0	4	1	2	0	19	13.0	
PRAIRIE VIEW A&M	11/22/11	*	24	4	6	.667	2	3	.667	3	5	.600	2	5	7	8.8	0	0	3	1	0	2	13	13.0	
vs Nevada	11/25/11	*	38	8	12	.667	4	5	.800	2	2	1.000	2	6	8	8.6	2	0	4	5	0	3	22	14.8	
vs Wisconsin	11/26/11	*	34	2	6	.333	0	2	.000	2	2	1.000	1	3	4	7.8	3	0	2	4	1	0	6	13.3	
vs Northern Arizona	11/30/11	*	14	3	8	.375	1	3	.333	2	2	1.000	0	3	3	7.1	2	0	1	2	0	1	9	12.7	
vs Oregon	12/03/11	*	31	3	15	.200	2	6	.333	0	0	.000	5	7	12	7.8	2	0	3	1	0	1	8	12.1	
WEBER STATE	12/07/11	*	23	6	10	.600	3	4	.750	0	1	.000	0	4	4	7.3	2	0	4	0	0	2	15	12.4	
at Utah	12/10/11	*	25	4	6	.667	1	2	.500	2	2	1.000	2	4	6	7.2	3	0	0	2	1	1	11	12.3	
BAYLOR	12/17/11	*	22	7	10	.700	1	4	.250	2	2	1.000	6	3	9	7.4	4	0	2	5	1	0	17	12.7	
BUFFALO	12/20/11	*	24	3	10	.300	1	3	.333	1	2	.500	2	4	6	7.3	4	0	4	0	2	8	12.3		
UC SANTA BARBARA	12/22/11	*	26	3	7	.429	1	1	1.000	9	9	1.000	2	4	6	7.2	4	0	2	2	0	2	16	12.6	
CS SAN MARCOS	12/27/11	*	21	1	7	.143	0	4	.000	1	4	.250	3	2	5	7.0	2	0	4	2	0	0	3	11.9	
at Saint Mary's (CA)	12/29/11	*	20	4	9	.444	1	2	.500	0	1	.000	2	2	4	6.8	4	0	0	2	0	0	9	11.7	
SAN DIEGO	12/31/11	*	30	3	8	.375	1	4	.250	8	10	.800	1	3	4	6.6	2	0	3	1	0	1	15	11.9	
at Loyola Marymount	01/05/12	*	33	3	13	.231	1	4	.250	0	0	.000	2	5	7	6.6	3	0	4	0	0	1	7	11.6	
SAN FRANCISCO	01/07/12	*	26	1	5	.200	0	1	.000	0	0	.000	0	2	2	6.4	0	0	7	0	0	2	2	11.1	
SANTA CLARA	01/14/12	*	21	3	6	.500	1	2	.500	6	6	1.000	0	1	1	6.1	4	0	3	1	0	1	13	11.2	
at San Diego	01/16/12	*	34	6	13	.462	0	3	.000	2	2	1.000	1	6	7	6.2	2	0	7	0	0	0	14	11.4	
LOYOLA MARYMOUNT	01/19/12	*	24	3	9	.333	0	4	.000	4	5	.800	1	1	2	6.0	5	1	2	3	0	2	10	11.3	
at Pepperdine	01/21/12	*	37	5	8	.625	2	4	.500	3	4	.750	2	7	9	6.1	1	0	4	1	0	0	15	11.5	
at Virginia Tech	01/25/12	*	31	3	13	.231	1	7	.143	2	2	1.000	3	5	8	6.2	2	0	2	1	0	1	9	11.3	
SAINT MARY'S	01/28/12	*	23	2	3	.667	0	0	.000	2	4	.500	2	0	2	6.0	5	1	1	1	0	1	6	11.1	
GONZAGA	02/02/12	*	19	1	4	.250	0	1	.000	2	2	1.000	0	1	1	5.8	4	0	1	1	0	0	4	10.8	
at Portland	02/04/12	*	17	1	6	.167	1	4	.250	4	6	.667	2	5	7	5.8	4	0	0	1	1	2	7	10.7	
PEPPERDINE	02/11/12	*	27	7	11	.636	5	8	.625	4	4	1.000	2	10	12	6.1	0	0	2	0	1	2	23	11.1	
at San Francisco	02/16/12	*	34	6	11	.545	3	6	.500	0	0	.000	2	4	6	6.1	2	0	4	2	0	1	15	11.3	
at Santa Clara	02/18/12	*	34	6	10	.600	0	2	.000	2	2	1.000	2	6	8	6.1	2	0	4	1	0	1	14	11.4	
at Gonzaga	02/23/12	*	37	4	13	.308	1	4	.250	1	3	.333	6	4	10	6.3	3	0	0	2	0	2	10	11.3	
PORTLAND	02/25/12	*	32	5	11	.455	1	4	.250	5	8	.625	2	6	8	6.3	1	0	1	1	0	2	16	11.5	
vs San Diego	03/02/12	*	25	4	4	1.000	1	1	1.000	2	2	1.000	3	4	7	6.3	4	0	1	2	1	0	11	11.5	
Totals			32	869	122	273	.447	40	106	.377	83	112	.741	66	137	203	6.3	84	2	85	56	8	36	367	11.5

CAREER STATISTICS (ALL GAMES)

Year	GP	GS	Min	Avg	FG	FGA	Pct	3FG	FGA	Pct	FT	FTA	Pct	Off	Def	TR	Avg	PF	FO	A	TO	Blk	Stl	Pts	Avg
2008-09	33	1	354	10.7	30	75	.400	9	21	.429	27	42	.643	13	49	62	1.9	33	1	13	22	3	9	96	2.9
2009-10	36	2	464	12.9	57	122	.467	11	27	.407	39	55	.709	40	70	110	3.1	56	1	31	29	9	19	164	4.6
2010-11	37	22	772	20.9	88	212	.415	24	83	.289	68	90	.756	52	127	179	4.8	83	2	30	40	11	29	268	7.2
2011-12	32	32	869	27.2	122	273	.447	40	106	.377	83	112	.741	66	137	203	6.3	84	2	85	56	8	36	367	11.5
TOTAL	138	57	2459	17.8	297	682	.435	84	237	.354	217	299	.726	171	383	554	4.0	256	6	159	147	31	93	895	6.5

CAREER STATISTICS (CONFERENCE GAMES)

Year	GP	GS	Min	Avg	FG	FGA	Pct	3FG	FGA	Pct	FT	FTA	Pct	Off	Def	TR	Avg	PF	FO	A	TO	Blk	Stl	Pts	Avg
2008-09	16	1	137	8.6	14	34	.412	5	10	.500	5	11	.455	4	16	20	1.3	14	0	3	7	1	2	38	2.4
2009-10	16	0	220	13.8	31	61	.508	5	13	.385	14	19	.737	21	38	59	3.7	25	0	17	10	5	10	81	5.1
2010-11	16	7	333	20.8	46	96	.479	14	36	.389	29	40	.725	19	49	68	4.3	40	0	8	13	5	15	135	8.4
2011-12	16	16	448	28.0	60	140	.429	17	53	.321	43	57	.754	27	63	90	5.6	42	2	43	17	2	18	180	11.3
TOTAL	64	24	1138	17.8	151	331	.456	41	112	.366	91	127	.717												



2 — CRAIG CUSICK
6-2 • 185 • Junior • Guard
Orem, Utah (Utah)

CUSICK NOTES

Last time Out

- Scored 2 points with 3 assists, 2 rebounds and 1 steal in 24 minutes vs. San Diego

In 2011-12

- Has played in every game of the season and started three
- Averages 3.1 points, 2.0 assists and 1.4 rebounds
- Made 14 of 28 treys (50.0 percent) in conference play
- 38.5 percent FG shooting and 38.0 percent 3-point FG shooting
- Scored 10 points at Utah with two 3-pointers
- Career-high 8 assists vs. Weber State and followed up with 6 at Utah
- Hit career-high 3 treys at Loyola Marymount

Other

- A member of the BYU practice squad in 2010-11
- Named first-team all-state by the Salt Lake Tribune as a junior and senior
- Named first-team all-state by the Deseret News as a senior and second team as a junior
- Leading scorer in 4A and 5A in 2005-06
- Averaged 22 points, 6.5 rebounds and 5 assists per game as a senior
- Orem High School's all-time leading scorer

Click/scan for Cusick's bio on BYUcougars.com



11-12 SEASON/CAREER HIGHS

Points: 12, at Portland – 2/4/12
Points 1st half: 10, at Portland – 2/4/12
Points 2nd half: 9, at Loyola Marymount – 1/5/12
Rebounds: 4, at Loyola Marymount – 1/5/12, Portland – 2/25/12
Assists: 8, Weber State – 12/7/11
Steals: 4, at Portland – 2/4/12
Blocks: —
FG made: 4, at Portland – 2/4/12
FG attempts: 9, at Portland – 2/4/12
3FG made: 3, at Loyola Marymount – 1/5/12
3FG attempts: 5, at Gonzaga – 2/23/12
FT made: 4, at Utah – 12/10/11
FT attempts: 6, at Pepperdine – 1/21/12

MISCELLANEOUS

	11-12	Career
Double-Figure Pts:	2 (2-0)	2 (2-0)
20-plus Pts:	0 (0-0)	0 (0-0)
Double-Figure Reb:	0 (0-0)	0 (0-0)
Double-Doubles:	0 (0-0)	0 (0-0)
3-plus Steals:	1 (1-0)	1 (1-0)
3-plus Blocks:	0 (0-0)	0 (0-0)
3-plus 3-point FGs:	1 (1-0)	1 (1-0)
Scoring Leader:	0 (0-0)	0 (0-0)
Rebound Leader:	0 (0-0)	0 (0-0)
Assist Leader:	5 (2-3)	5 (2-3)

2011-12 GAME-BY-GAME

Opponent	Date	GS	Min	FG	FGA	Pct	3FG	FGA	Pct	FT	FTA	Pct	Off	Def	TR	Avg	PF	FO	A	TO	Blk	Stl	Pts	Avg
at Utah State	11/11/11	9	0	0	.000	0	0	.000	0	0	0	0	1.000	0	0	0	1	0	0	0	0	1	2	2.0
BYU-HAWAII	11/15/11	23	2	5	.400	1	4	.250	1	2	.500	0	3	3	1.5	1	0	0	0	0	1	6	4.0	
LONGWOOD	11/18/11	* 16	1	3	.333	1	3	.333	0	0	.000	0	2	2	1.7	3	0	1	0	0	0	3	3.7	
PRAIRIE VIEW A&M	11/22/11	* 19	1	2	.500	1	2	.500	0	0	.000	0	3	3	2.0	0	0	2	0	0	0	3	3.5	
vs Nevada	11/25/11	2	0	0	.000	0	0	.000	0	1	.000	0	0	0	1.6	0	0	0	0	0	1	0	2.8	
vs Wisconsin	11/26/11	20	1	1	1.000	0	0	.000	0	0	.000	1	0	1	1.5	3	0	4	1	0	1	2	2.7	
vs Northern Arizona	11/30/11	13	1	3	.333	0	2	.000	0	0	.000	0	1	1	1.4	0	0	2	2	0	1	2	2.6	
vs Oregon	12/03/11	3	0	0	.000	0	0	.000	0	0	.000	0	1	1	1.4	0	0	0	0	0	0	0	2.3	
WEBER STATE	12/07/11	21	0	1	.000	0	0	.000	0	0	.000	0	2	2	1.4	4	0	8	0	1	0	0	2.0	
at Utah	12/10/11	28	2	5	.400	2	4	.500	4	5	.800	0	3	3	1.6	3	0	6	2	0	0	10	2.8	
BAYLOR	12/17/11	* 18	1	3	.333	0	2	.000	0	0	.000	0	0	0	1.5	1	0	4	1	0	0	2	2.7	
BUFFALO	12/20/11	13	0	1	.000	0	1	.000	0	0	.000	0	0	0	1.3	1	0	3	1	0	0	0	2.5	
UC SANTA BARBARA	12/22/11	8	0	0	.000	0	0	.000	1	2	.500	0	0	0	1.2	0	0	0	1	0	0	1	2.4	
CS SAN MARCOS	12/27/11	15	2	3	.667	0	1	.000	1	1	1.000	0	1	1	1.2	0	0	1	1	0	1	5	2.6	
at Saint Mary's (CA)	12/29/11	15	2	2	1.000	1	1	1.000	0	0	.000	0	1	1	1.2	4	0	3	1	0	1	5	2.7	
SAN DIEGO	12/31/11	19	1	1	1.000	1	1	1.000	0	0	.000	0	1	1	1.2	0	0	3	1	0	1	3	2.8	
at Loyola Marymount	01/05/12	18	3	6	.500	3	3	1.000	0	0	.000	0	4	4	1.4	1	0	0	2	0	1	9	3.1	
SAN FRANCISCO	01/07/12	10	1	3	.333	1	2	.500	0	0	.000	0	1	1	1.3	0	0	1	1	0	0	3	3.1	
SANTA CLARA	01/14/12	19	1	1	1.000	1	1	1.000	0	0	.000	0	0	0	1.3	2	0	0	1	0	0	3	3.1	
at San Diego	01/16/12	18	3	3	1.000	2	2	1.000	0	0	.000	0	1	1	1.3	0	0	0	0	0	0	8	3.4	
LOYOLA MARYMOUNT	01/19/12	17	0	3	.000	0	2	.000	0	0	.000	0	0	0	1.2	1	0	4	1	0	2	0	3.2	
at Pepperdine	01/21/12	23	0	0	.000	0	0	.000	4	6	.667	0	2	2	1.2	1	0	2	0	0	1	4	3.2	
at Virginia Tech	01/25/12	5	0	0	.000	0	0	.000	0	0	.000	0	0	0	1.2	1	0	0	0	0	0	0	3.1	
SAINT MARY'S	01/28/12	13	1	2	.500	1	2	.500	0	0	.000	0	0	0	1.1	0	0	1	0	1	0	1	3	3.1
GONZAGA	02/02/12	15	0	3	.000	0	1	.000	0	0	.000	0	3	3	1.2	1	0	2	0	0	2	0	3.0	
at Portland	02/04/12	29	4	9	.444	2	4	.500	2	4	.500	1	2	3	1.3	1	0	0	2	0	4	12	3.3	
PEPPERDINE	02/11/12	27	1	4	.250	1	2	.500	0	0	.000	0	1	1	1.3	1	0	5	1	0	1	3	3.3	
at San Francisco	02/16/12	13	0	2	.000	0	1	.000	1	2	.500	0	0	0	1.2	1	0	2	0	0	1	1	3.2	
at Santa Clara	02/18/12	19	0	1	.000	0	1	.000	0	0	.000	1	1	2	1.2	1	0	5	1	0	1	0	3.1	
at Gonzaga	02/23/12	14	1	5	.200	1	5	.200	0	0	.000	1	1	2	1.3	2	0	0	0	0	0	3	3.1	
PORTLAND	02/25/12	17	0	4	.000	0	2	.000	3	4	.750	1	3	4	1.4	1	0	1	1	0	1	3	3.1	
vs San Diego	03/02/12	24	1	2	.500	0	1	.000	0	0	.000	0	2	2	1.4	0	0	3	2	0	1	2	3.1	
Totals		3	523	30	78	.385	19	50	.380	19	29	.655	5	39	44	1.4	35	0	64	23	0	25	98	3.1

CAREER STATISTICS (ALL GAMES)																									
Year	GP	GS	Min	Avg	FG	FGA	Pct	3FG	FGA	Pct	FT	FTA	Pct	Off	Def	TR	Avg	PF	FO	A	TO	Blk	Stl	Pts	Avg
2011-12	32	3	523	16.3	30	78	.385	19	50	.380	19	29	.655	5	39	44	1.4	35	0	64	23	0	25	98	3.1
TOTAL	32	3	523	16.3	30	78	.385	19	50	.380	19	29	.655	5	39	44	1.4	35	0	64	23	0	25	98	3.1

CAREER STATISTICS (CONFERENCE GAMES)																									
Year	GP	GS	Min	Avg	FG	FGA	Pct	3FG	FGA	Pct	FT	FTA	Pct	Off	Def	TR	Avg	PF	FO	A	TO	Blk	Stl	Pts	Avg
2011-12	16	0	286	17.9	18	49	.367	14	30	.467	10	16	.625	4	21	25	1.6	17	0	29	12	0	17	60	3.8
TOTAL	16	0	286	17.9	18	49	.367	14	30	.467	10	16	.625	4	21	25	1.6	17	0	29	12	0	17	60	3.8





COLLINSWORTH NOTES

Last time Out

- Did not play vs. San Diego

In 2011-12

- Played in first two games of 2011-12 season
- Is currently out with a knee injury

Other

- Parents are Jeff and Alisa and has two sisters and two brothers, brother Kyle played as a freshman for BYU in 2010-11 and is currently serving a mission in Russia
- Served a mission for The Church of Jesus Christ of Latter-day Saints in Australia
- Named the 2007 Gatorade Utah Boys' Basketball Player of the Year and helped Provo win the state title with 27 points in the title game
- As a senior was first-team all-state and received Deseret News 4A and All-Valley MVP honors
- Averaged 16.6 points and 12 rebounds per game despite playing most of the season with a fracture in his right index finger
- Averaged 14.1 points, 6.5 rebounds and 3.3 assists per game to go along with 38 steals and 28 blocks as a junior

Click/scan for Collinsworth's bio on BYUcougars.com



5 — CHRIS COLLINSWORTH

6-9 • 235 • Sophomore • Forward
Provo, Utah (Provo HS)

11-12 SEASON HIGHS

Points: —
Points 1st half: —
Points 2nd half: —
Rebounds: 1, BYU-Hawaii – 11/15/11
Assists: 1 at Utah State – 11/11/11
Steals: —
Blocks: 1, BYU-Hawaii – 11/15/11
FG made: —
FG attempts: 1 at Utah State – 11/11/11
3FG made: —
3FG attempts: 1 at Utah State – 11/11/11
FT made: —
FT attempts: —

CAREER HIGHS

Points: 15, Chicago State – 11/20/10
Rebounds: 11, at UNLV – 01/15/08
Assists: 3, 4 times
Steals: 2, twice, last vs. Chicago State – 11/20/10
Blocks: 2, 3 times, last vs Colorado State – 03/13/08
FG made: 5, Chicago State – 11/20/10
FG attempts: 8, Chicago State – 11/20/10
3FG made: 1, 7 times
3FG attempts: 3, 4 times
FT made: 7, at Weber State – 12/21/10
FT attempts: 8, at Weber State – 12/21/10

MISCELLANEOUS

	11-12	Career
Double-Figure Pts:	0 (0-0)	4 (4-0)
20-plus Pts:	0 (0-0)	0 (0-0)
Double-Figure Reb:	0 (0-0)	3 (2-1)
Double-Doubles:	0 (0-0)	1 (1-0)
3-plus Steals:	0 (0-0)	0 (0-0)
3-plus Blocks:	0 (0-0)	0 (0-0)
3-plus 3-point FGs:	0 (0-0)	1 (1-0)
Scoring Leader:	0 (0-0)	0 (0-0)
Rebound Leader:	0 (0-0)	11 (8-3)
Assist Leader:	0 (0-0)	1 (0-1)

2011-12 GAME-BY-GAME

Opponent	Date	GS	Min	FG	FGA	Pct	3FG	FGA	Pct	FT	FTA	Pct	Off	Def	TR	Avg	PF	FO	A	TO	Blk	Stl	Pts	Avg
at Utah State	11/11/11	5	0	1	.000	0	1	.000	0	0	0	.000	0	0	0	0.0	3	0	1	2	0	0	0	0.0
BYU-HAWAII	11/15/11	7	0	1	.000	0	0	.000	0	0	0	.000	0	1	1	0.5	0	0	1	1	1	0	0	0.0
LONGWOOD	11/18/11	DNP																						
PRAIRIE VIEW A&M	11/22/11	DNP																						
vs. Nevada	11/25/11	DNP																						
vs. Wisconsin	11/26/11	DNP																						
vs. Northern Arizona	11/30/11	DNP																						
vs. Oregon	12/03/11	DNP																						
WEBER STATE	12/07/11	DNP																						
at Utah	12/10/11	DNP																						
BAYLOR	12/17/11	DNP																						
BUFFALO	12/20/11	DNP																						
UC SANTA BARBARA	12/22/11	DNP																						
CS SAN MARCOS	12/27/11	DNP																						
at Saint Mary's (CA)	12/29/11	DNP																						
SAN DIEGO	12/31/11	DNP																						
at Loyola Marymount	01/05/12	DNP																						
SAN FRANCISCO	01/07/12	DNP																						
SANTA CLARA	01/14/12	DNP																						
at San Diego	01/16/12	DNP																						
LOYOLA MARYMOUNT	01/19/12	DNP																						
at Pepperdine	01/21/12	DNP																						
at Virginia Tech	01/25/12	DNP																						
SAINT MARY'S	01/28/12	DNP																						
GONZAGA	02/02/12	DNP																						
at Portland	02/04/12	DNP																						
PEPPERDINE	02/11/12	DNP																						
at San Francisco	02/16/12	DNP																						
at Santa Clara	02/18/12	DNP																						
at Gonzaga	02/23/12	DNP																						
PORTLAND	02/25/12	DNP																						
vs. San Diego	03/02/12	DNP																						
Totals		0	12	0	2	.000	0	1	.000	0	0	.000	0	1	1	0.5	3	0	1	3	1	0	0	0.0


CAREER STATISTICS (ALL GAMES)

Year	GP	GS	Min	Avg	FG	FGA	Pct	3FG	FGA	Pct	FT	FTA	Pct	Off	Def	TR	Avg	PF	FO	A	TO	Blk	Stl	Pts	Avg
2007-08	35	6	557	15.9	42	112	.375	6	33	.182	22	51	.431	47	122	169	4.8	53	0	19	32	14	9	112	3.2
2010-11	9	4	147	16.3	16	39	.410	1	8	.125	20	27	.741	16	34	50	5.6	16	1	12	8	0	4	53	5.9
2011-12	2	0	12	6.0	0	2	.000	0	1	.000	0	0	.000	0	1	1	0.5	3	0	1	3	1	0	0	0.0
TOTAL	46	10	716	15.6	58	153	.379	7	42	.167	42	78	.538	63	157	220	4.8	72	1	32	43	15	13	165	3.6

CAREER STATISTICS (CONFERENCE GAMES)

Year	GP	GS	Min	Avg	FG	FGA	Pct	3FG	FGA	Pct	FT	FTA	Pct	Off	Def	TR	Avg	PF	FO	A	TO	Blk	Stl	Pts	Avg
2007-08	16	1	242	15.1	20	57	.351	3	15	.200	7	20	.350	23	61	84	5.3	19	0	6	9	5	4	50	3.1
TOTAL	16	1	242	15.1	20	57	.351	3	15	.200	7	20	.350	23	61	84	5.3	19	0	6	9	5	4	50	3.1





10 — MATT CARLINO
 6-2 • 175 • Freshman • Guard
 Scottsdale, Ariz. (Bloomington South HS)

CARLINO NOTES

Last time Out

- Game-high 7 assists with 8 points, 1 steal and 1 block vs. San Diego

In 2011-12

- Averaging 7.5 assists in the last two games.
- Averaging 12.7 points, 4.8 assists, 3.1 rebounds and 1.5 steals
- Scored in double figures in 14 games
- Shooting 41.6 percent from the field and 73.1 percent from the free throw line
- Posted BYU's first 30-point game of the season with 30 points, including the game-winner, at San Francisco
- Went for 18 points and 5 assists vs. No. 24 Gonzaga in Provo
- Scored 22 points and added 6 assists, 1 block and 2 steals vs. UC Santa Barbara
- Posted a double-double vs. Buffalo with 10 points and 11 assists and added 7 rebounds and 3 steals
- Totaled 22 points, 8 assists, 1 block and 1 steal vs. Santa Clara

Other

- Redshirted at BYU in 2010-11 after transferring from UCLA
- Lists former Utah Jazz great, John Stockton, and New York Yankees' closer Mariano Rivera as his sports heroes
- Led Bloomington South to a 23-1 record while averaging 13.4 points, 5.9 rebounds and 4.3 assists per game
- Led Bloomington South to the 4A State Regional Finals and a No. 1 ranking for much of the season

Click/scan for Carlino's bio on BYUcougars.com



11-12 SEASON/CAREER HIGHS

Points: 30, at San Francisco – 2/16/12
 Points 1st half: 22, at San Francisco – 2/16/12
 Points 2nd half: 16, CSUSM – 12/27/11
 Rebounds: 7, Buffalo – 12/20/11, at San Diego – 1/16/12
 Assists: 11, Buffalo – 12/20/11
 Steals: 4, at San Francisco – 2/16/12
 Blocks: 1, six times, last, vs. San Diego – 3/2/12
 FG made: 13, at San Francisco – 2/16/12
 FG attempts: 23, at Gonzaga – 2/23/12
 3FG made: 4, Baylor – 12/17/11, at USF – 2/16/12
 3FG attempts: 9, at Gonzaga – 2/23/12
 FT made: 7, at Portland – 2/4/12
 FT attempts: 8, at Portland – 2/4/12


2011-12 GAME-BY-GAME

Opponent	Date	GS	Min	FG	FGA	Pct	3FG	FGA	Pct	FT	FTA	Pct	Off	Def	TR	Avg	PF	FO	A	TO	Blk	Stl	Pts	Avg
at Utah State	11/11/11		DNP																					
BYU-HAWAII	11/15/11		DNP																					
LONGWOOD	11/18/11		DNP																					
PRAIRIE VIEW A&M	11/22/11		DNP																					
vs. Nevada	11/25/11		DNP																					
vs. Wisconsin	11/26/11		DNP																					
vs. Northern Arizona	11/30/11		DNP																					
vs. Oregon	12/03/11		DNP																					
WEBER STATE	12/07/11		DNP																					
at Utah	12/10/11		DNP																					
BAYLOR	12/17/11	24	7	14	.500	4	8	.500	0	0	.000	0	1	1	1.0	4	0	2	4	1	1	18	18.0	
BUFFALO	12/20/11	* 29	3	9	.333	2	5	.400	2	2	1.000	1	6	7	4.0	3	0	11	5	0	3	10	14.0	
UC SANTA BARBARA	12/22/11	* 32	8	14	.571	3	5	.600	3	5	.600	0	2	2	3.3	1	0	6	3	1	2	22	16.7	
CS SAN MARCOS	12/27/11	* 21	6	7	.857	3	4	.750	4	4	1.000	0	2	2	3.0	2	0	0	2	0	3	19	17.3	
at Saint Mary's (CA)	12/29/11	* 27	5	15	.333	3	6	.500	0	0	.000	1	3	4	3.2	4	0	6	3	0	0	13	16.4	
SAN DIEGO	12/31/11	* 20	3	7	.429	2	5	.400	0	0	.000	0	6	6	3.7	5	1	3	2	1	3	8	15.0	
at Loyola Marymount	01/05/12	* 24	2	9	.222	1	7	.143	4	6	.667	1	1	2	3.4	0	0	7	1	0	1	9	14.1	
SAN FRANCISCO	01/07/12	* 31	4	6	.667	2	3	.667	2	2	1.000	0	1	1	3.1	1	0	4	2	0	2	12	13.9	
SANTA CLARA	01/14/12	* 33	7	12	.583	3	6	.500	4	6	.667	0	3	3	3.1	2	0	8	2	1	1	21	14.7	
at San Diego	01/16/12	* 25	5	9	.556	2	4	.500	2	2	1.000	1	6	7	3.5	2	0	2	4	1	0	14	14.6	
LOYOLA MARYMOUNT	01/19/12	* 30	2	10	.200	1	7	.143	0	0	.000	1	3	4	3.5	4	0	3	3	0	0	5	13.7	
at Pepperdine	01/21/12	* 20	0	4	.000	0	1	.000	0	0	.000	0	1	1	3.3	1	0	2	0	0	0	0	12.6	
at Virginia Tech	01/25/12	* 35	3	15	.200	1	8	.125	0	0	.000	1	5	6	3.5	2	0	5	1	0	0	7	12.2	
SAINT MARY'S	01/28/12	* 28	6	15	.400	0	5	.000	3	4	.750	1	2	3	3.5	5	1	3	0	0	0	15	12.4	
GONZAGA	02/02/12	* 28	7	13	.538	1	2	.500	3	4	.750	0	0	0	3.3	3	0	5	3	0	3	18	12.7	
at Portland	02/04/12	* 27	3	11	.273	0	4	.000	7	8	.875	1	3	4	3.3	2	0	4	2	1	1	13	12.8	
PEPPERDINE	02/11/12	* 20	4	11	.364	1	7	.143	1	1	1.000	0	3	3	3.3	0	0	6	3	0	3	10	12.6	
at San Francisco	02/16/12	* 37	13	19	.684	4	7	.571	0	1	.000	0	4	4	3.3	1	0	3	3	0	4	30	13.6	
at Santa Clara	02/18/12	* 22	1	4	.250	0	1	.000	0	0	.000	1	2	3	3.3	2	0	7	2	0	2	2	12.9	
at Gonzaga	02/23/12	* 33	7	23	.304	3	9	.333	1	3	.333	0	2	2	3.3	4	0	3	4	0	2	18	13.2	
PORTLAND	02/25/12	* 32	3	8	.375	0	2	.000	2	4	.500	0	3	3	3.2	1	0	8	2	0	0	8	13.0	
vs San Diego	03/02/12	* 29	3	9	.333	2	4	.500	0	0	.000	0	1	1	3.1	4	0	7	9	1	1	8	12.7	
Totals		21	607	102	245	.416	38	111	.342	38	52	.731	9	60	69	3.1	53	2	105	60	7	32	280	12.7

CAREER STATISTICS (ALL GAMES)																									
Year	GP	GS	Min	Avg	FG	FGA	Pct	3FG	FGA	Pct	FT	FTA	Pct	Off	Def	TR	Avg	PF	FO	A	TO	Blk	Stl	Pts	Avg
2011-12	22	21	607	27.6	102	245	.416	38	111	.342	38	52	.731	9	60	69	3.1	53	2	105	60	7	32	280	12.7
TOTAL	22	21	607	27.6	102	245	.416	38	111	.342	38	52	.731	9	60	69	3.1	53	2	105	60	7	32	280	12.7

CAREER STATISTICS (CONFERENCE GAMES)																									
Year	GP	GS	Min	Avg	FG	FGA	Pct	3FG	FGA	Pct	FT	FTA	Pct	Off	Def	TR	Avg	PF	FO	A	TO	Blk	Stl	Pts	Avg
2011-12	16	16	437	27.3	72	177	.407	23	77	.299	29	41	.707	7	43	50	3.1	37	2	74	36	4	22	196	12.3
TOTAL	16	16	437	27.3	72	177	.407	23	77	.299	29	41	.707	7	43	50	3.1	37	2	74	36	4	22	196	12.3





12 — JOSH SHARP
 6-7 • 185 • Freshman • Forward
 Highland, Utah (Utah)

SHARP NOTES

Last time Out

- Played 1 minute vs. San Diego

In 2011-12

- Has played in 25 games this year
- Has had at least 1 offensive rebound in 11 games
- Averages 1.3 points and 1.4 rebounds
- Knocked down first career 3-pointer vs. Prairie View A&M
- 39.1 percent FG shooting

Other

- Parents are Joe and Debbie Sharp
- Served a mission for The Church of Jesus Christ of Latter-day Saints in Houston
- Played for Quincy Lewis at Lone Peak High School
- Helped the Knights to back-to-back state titles in 2007-08
- Named first-team all-state by the Deseret News and Salt Lake Tribune
- A team captain as a senior
- Averaged 13.5 points and 6.3 rebounds as a senior
- Redshirted the 2008-09 season at Utah

Click/scan for Sharp's bio on BYUcougars.com



11-12 SEASON/CAREER HIGHS

Points: 5, BYU-Hawaii -- 11/15/11
 Points 1st half: 4, Buffalo -- 12/20/11
 Points 2nd half: 5, BYU-Hawaii -- 11/15/11, PVAMU -- 11/22/11
 Rebounds: 6, BYU-Hawaii -- 11/15/11; PVAMU -- 11/22/11
 Assists: 3, Longwood -- 11/18/11
 Steals: 1, three times, last, San Diego -- 12/31/11
 Blocks: 1, three times, last at Gonzaga -- 2/23/12
 FG made: 2, three times, last, Buffalo -- 12/20/11
 FG attempts: 4, at Utah State -- 11/11/11
 3FG made: 1, Prairie View A&M -- 11/22/11
 3FG attempts: 1, four times, last, CSUSM -- 1/27/11
 FT made: 3, Pepperdine -- 2/11/12
 FT attempts: 4, CSUSM -- 12/27/11, Pepperdine -- 2/11/12

MISCELLANEOUS

	11-12	Career
Double-Figure Pts:	0 (0-0)	0 (0-0)
20-plus Pts:	0 (0-0)	0 (0-0)
Double-Figure Reb:	0 (0-0)	0 (0-0)
Double-Doubles:	0 (0-0)	0 (0-0)
3-plus Steals:	0 (0-0)	0 (0-0)
3-plus Blocks:	0 (0-0)	0 (0-0)
3-plus 3-point FGs:	0 (0-0)	0 (0-0)
Scoring Leader:	0 (0-0)	0 (0-0)
Rebound Leader:	0 (0-0)	0 (0-0)
Assist Leader:	0 (0-0)	0 (0-0)

2011-12 GAME-BY-GAME

Opponent	Date	GS	Min	FG	FGA	Pct	3FG	FGA	Pct	FT	FTA	Pct	Off	Def	TR	Avg	PF	FO	A	TO	Blk	Stl	Pts	Avg	
at Utah State	11/11/11	15	1	4	.250	0	0	.000	0	0	.000	0	0	0	0	0	0	0	0	0	0	0	2	2.0	
BYU-HAWAII	11/15/11	12	2	3	.667	0	0	.000	1	3	.333	2	4	6	5.0	2	0	1	0	0	1	5	3.5		
LONGWOOD	11/18/11	17	0	1	.000	0	0	.000	1	2	.500	1	3	4	4.7	3	0	3	1	0	0	1	2.7		
PRAIRIE VIEW A&M	11/22/11	22	2	2	1.000	1	1	1.000	0	0	.000	1	5	6	5.0	2	0	1	1	0	0	5	3.3		
vs Nevada	11/25/11	10	0	0	.000	0	0	.000	0	0	.000	0	1	1	4.2	1	0	0	2	0	0	0	0	2.6	
vs Wisconsin	11/26/11	1	0	0	.000	0	0	.000	0	0	.000	1	0	1	3.7	0	0	0	0	0	0	0	0	2.2	
vs Northern Arizona	11/30/11	16	1	2	.500	0	1	.000	0	0	.000	1	0	1	3.3	3	0	2	3	0	0	2	2.1		
vs Oregon	12/03/11	2	0	0	.000	0	0	.000	0	0	.000	0	0	0	2.9	1	0	0	1	0	0	0	0	1.9	
WEBER STATE	12/07/11	3	0	0	.000	0	0	.000	0	0	.000	0	0	0	2.6	0	0	0	1	0	0	0	0	1.7	
at Utah	12/10/11																								
BAYLOR	12/17/11																								
BUFFALO	12/20/11	14	2	3	.667	0	1	.000	0	0	.000	0	0	0	2.3	0	0	1	0	0	0	4	1.9		
UC SANTA BARBARA	12/22/11	3	0	0	.000	0	0	.000	0	0	.000	0	0	0	2.1	0	0	0	0	0	0	0	0	1.7	
CS SAN MARCOS	12/27/11	15	1	3	.333	0	1	.000	2	4	.500	2	2	4	2.3	0	0	1	1	0	1	4	1.9		
at Saint Mary's (CA)	12/29/11	1	0	0	.000	0	0	.000	2	2	1.000	1	0	1	2.2	0	0	0	0	0	0	2	1.9		
SAN DIEGO	12/31/11	5	0	0	.000	0	0	.000	0	0	.000	1	1	2	2.1	0	0	1	1	1	1	0	1.8		
at Loyola Marymount	01/05/12																								
SAN FRANCISCO	01/07/12	11	0	1	.000	0	0	.000	1	2	.500	0	0	0	2.0	1	0	0	0	1	0	1	1.7		
SANTA CLARA	01/14/12	2	0	0	.000	0	0	.000	2	2	1.000	0	1	1	1.9	0	0	0	0	0	0	2	1.8		
at San Diego	01/16/12	6	0	0	.000	0	0	.000	1	2	.500	0	0	0	1.8	1	0	0	0	0	0	1	1.7		
LOYOLA MARYMOUNT	01/19/12	2	0	0	.000	0	0	.000	0	0	.000	0	1	1	1.8	0	0	0	1	0	0	0	0	1.6	
at Pepperdine	01/21/12																								
at Virginia Tech	01/25/12																								
SAINT MARY'S	01/28/12	1	0	0	.000	0	0	.000	0	0	.000	1	0	1	1.7	0	0	0	0	0	0	0	0	1.5	
GONZAGA	02/02/12																								
at Portland	02/04/12	5	0	0	.000	0	0	.000	1	2	.500	0	0	0	1.7	0	0	0	0	0	0	1	1.5		
PEPPERDINE	02/11/12	7	0	1	.000	0	1	.000	3	4	.750	0	0	0	1.6	1	0	1	0	0	0	3	1.6		
at San Francisco	02/16/12	2	0	1	.000	0	0	.000	0	0	.000	0	0	0	1.5	1	0	0	0	0	0	0	0	1.5	
at Santa Clara	02/18/12	2	0	0	.000	0	0	.000	0	0	.000	0	1	1	1.5	1	0	0	0	0	0	0	0	1.4	
at Gonzaga	02/23/12	18	0	1	.000	0	0	.000	0	0	.000	3	0	3	1.5	2	0	1	0	1	1	1	0	1.4	
PORTLAND	02/25/12	1	0	0	.000	0	0	.000	0	0	.000	0	0	0	1.5	0	0	0	0	0	0	0	0	1.3	
vs San Diego	03/02/12	1	0	1	.000	0	0	.000	0	0	.000	0	0	0	1.4	0	0	0	0	0	0	0	0	1.3	
Totals		0	194	9	23	.391	1	5	.200	14	23	.609	16	21	37	1.4	21	0	12	12	3	4	33	1.3	

CAREER STATISTICS (ALL GAMES)																									
Year	GP	GS	Min	Avg	FG	FGA	Pct	3FG	FGA	Pct	FT	FTA	Pct	Off	Def	TR	Avg	PF	FO	A	TO	Blk	Stl	Pts	Avg
2011-12	26	0	194	7.5	9	23	.391	1	5	.200	14	23	.609	16	21	37	1.4	21	0	12	12	3	4	33	1.3
TOTAL	26	0	194	7.5	9	23	.391	1	5	.200	14	23	.609	16	21	37	1.4	21	0	12	12	3	4	33	1.3

CAREER STATISTICS (CONFERENCE GAMES)																									
Year	GP	GS	Min	Avg	FG	FGA	Pct	3FG	FGA	Pct	FT	FTA	Pct	Off	Def	TR	Avg	PF	FO	A	TO	Blk	Stl	Pts	Avg
2011-12	13	0	63	4.8	0	4	.000	0	1	.000	10	14	.714	6	4	10	0.8	7	0	3	2	3	2	10	0.8
TOTAL	13	0	63	4.8	0	4	.000	0	1	.000	10	14	.714	6	4	10	0.8	7	0	3	2	3	2	10	0.8





13 — BROCK ZYLSTRA
6-6 • 210 • Junior • Guard
La Verne, Calif. (Bonita HS)

ZYLSTRA NOTES

Last time Out

- Started, 12 points, 6 rebounds, 2 assists, and tied career highs with 4 steals and 1 block vs. San Diego

In 2011-12

- Played in every game but 1 and has started 25
- Shot a perfect 8 of 8 from the field and made 6 treys vs. San Francisco. The six consecutive threes made ties a BYU record for consecutive 3-pointers in a single game (Jonathan Tavernari 2007, Nate Call 1991)
- Scored a career-high 26 points against Buffalo to go with 4 assists and 4 steals
- Averages 8.5 points, 4.3, 1.9 assists and 1.3 steals
- Has at least 1 steal in 24 games
- 46.7 percent FG shooting and 38.9 percent 3-point FG shooting

Other

- Parents are Dave and Maxine Zylstra
- Wife's name is Sarah and they have a daughter, Sophia
- Served a mission for The Church of Jesus Christ of Latter-day Saints in New Zealand
- Recruited by Yale, Harvard, UC Davis, UC Irvine, UC Santa Barbara and Dartmouth
- Averaged 22 points, 12 rebounds, three steals and one block per game as a senior at Bonita HS

Click/scan for Zylstra's bio on BYUcougars.com



11-12 SEASON HIGHS

Points: 26, Buffalo – 12/20/11
Points 1st half: 15, vs. Northern Arizona – 11/30/11
Points 2nd half: 14, at San Diego – 1/16/12
Rebounds: 9, Portland – 2/25/12
Assists: 5, UCSB – 12/22/11
Steals: 4, Buffalo – 12/20/11, vs. San Diego – 3/2/12
Blocks: 1, three times, last, vs. San Diego – 3/2/12
FG made: 9, Buffalo – 12/20/11
FG attempts: 16, Buffalo – 12/20/11
3FG made: 6, vs. San Francisco – 1/7/12
3FG attempts: 10, Buffalo – 12/20/11
FT made: 4, Buffalo – 12/20/11, Portland – 2/25/12
FT attempts: 6, Portland – 2/25/12

CAREER HIGHS

Points: 26, Buffalo – 12/20/11
Rebounds: 9, Portland – 2/25/12
Assists: 5, UCSB – 12/22/11
Steals: 4, Buffalo – 12/20/11, vs. San Diego – 3/2/12
Blocks: 1, four times, last, vs. San Diego – 3/2/12
FG made: 9, Buffalo – 12/20/11
FG attempts: 16, Buffalo – 12/20/11
3FG made: 6, vs. San Francisco – 1/7/12
3FG attempts: 10, Buffalo – 12/20/11
FT made: 4, Buffalo – 12/20/11
FT attempts: 6, Portland – 2/25/12

MISCELLANEOUS

	11-12	Career
Double-Figure Pts:	8 (8-0)	9 (9-0)
20-plus Pts:	4 (4-0)	4 (4-0)
Double-Figure Reb:	0 (0-0)	0 (0-0)
Double-Doubles:	0 (0-0)	0 (0-0)
3-plus Steals:	3 (2-1)	3 (2-1)
3-plus Blocks:	0 (0-0)	0 (0-0)
3-plus 3-point FGs:	6 (6-0)	7 (7-0)
Scoring Leader:	4 (4-0)	4 (4-0)
Rebound Leader:	2 (2-0)	2 (2-0)
Assist Leader:	1 (0-1)	1 (0-1)

2011-12 GAME-BY-GAME

Opponent	Date	GS	Min	FG	FGA	Pct	3FG	FGA	Pct	FT	FTA	Pct	Off	Def	TR	Avg	PF	FO	A	TO	Blk	Stl	Pts	Avg	
at Utah State	11/11/11	*	31	1	4	.250	0	3	.000	0	0	.000	0	3	3	3.0	3	0	3	5	0	1	2	2.0	
BYU-HAWAII	11/15/11	*	32	3	9	.333	1	4	.250	0	0	.000	3	3	6	4.5	2	0	1	5	0	1	7	4.5	
LONGWOOD	11/18/11	*	18	2	5	.400	2	3	.667	0	0	.000	1	0	1	3.3	1	0	1	0	0	1	6	5.0	
PRAIRIE VIEW A&M	11/22/11	*	14	2	4	.500	2	4	.500	2	2	1.000	1	3	4	3.5	3	0	1	2	0	1	8	5.8	
vs Nevada	11/25/11	*	30	3	7	.429	2	5	.400	0	0	.000	1	1	2	3.2	1	0	2	0	0	1	8	6.2	
vs Wisconsin	11/26/11	*	22	2	7	.286	0	4	.000	0	0	.000	1	4	5	3.5	1	0	0	0	0	1	4	5.8	
vs Northern Arizona	11/30/11	*	26	8	10	.800	5	6	.833	2	2	1.000	1	2	3	3.4	3	0	1	1	0	1	23	8.3	
vs Oregon	12/03/11	*	26	2	6	.333	1	4	.250	2	3	.667	0	0	0	3.0	1	0	3	0	0	2	7	8.1	
WEBER STATE	12/07/11	*	27	6	11	.545	3	5	.600	0	0	.000	0	6	6	3.3	1	0	2	0	1	1	15	8.9	
at Utah	12/10/11	*	28	2	6	.333	2	5	.400	0	0	.000	1	1	2	3.2	1	0	4	1	0	0	6	8.6	
BAYLOR	12/17/11	*	38	1	4	.250	1	2	.500	1	2	.500	0	7	7	3.5	1	0	3	3	0	1	4	8.2	
BUFFALO	12/20/11	*	36	9	16	.563	4	10	.400	4	4	1.000	0	2	2	3.4	1	0	4	2	0	4	26	9.7	
UC SANTA BARBARA	12/22/11	*	32	3	5	.600	2	4	.500	1	4	.250	1	6	7	3.7	3	0	5	4	1	1	9	9.6	
CS SAN MARCOS	12/27/11	*	21	1	2	.500	1	2	.500	0	0	.000	1	3	4	3.7	0	0	2	1	0	2	3	9.1	
at Saint Mary's (CA)	12/29/11	*	32	2	3	.667	0	1	.000	0	1	.000	1	1	2	3.6	4	0	3	1	0	0	4	8.8	
SAN DIEGO	12/31/11	*	28	2	6	.333	1	5	.200	3	4	.750	1	5	6	3.8	2	0	3	1	0	0	8	8.8	
at Loyola Marymount	01/05/12	*	29	0	1	.000	0	1	.000	0	0	.000	1	4	5	3.8	4	0	3	2	0	0	0	8.2	
SAN FRANCISCO	01/07/12	*	25	8	8	1.000	6	6	1.000	0	0	.000	0	6	6	3.9	2	0	3	3	0	1	22	9.0	
SANTA CLARA	01/14/12	*	29	3	6	.500	1	3	.333	0	0	.000	0	4	4	3.9	2	0	2	1	0	1	7	8.9	
at San Diego	01/16/12	*	33	6	11	.545	5	8	.625	0	0	.000	0	7	7	4.1	0	0	1	2	0	3	17	9.3	
LOYOLA MARYMOUNT	01/19/12	*	35	2	7	.286	1	5	.200	2	4	.500	3	3	6	4.2	3	0	0	1	0	2	7	9.2	
at Pepperdine	01/21/12	*	36	1	6	.167	0	4	.000	3	5	.600	2	5	7	4.3	1	0	1	1	0	2	5	9.0	
at Virginia Tech	01/25/12	*	27	1	5	.200	1	5	.200	0	0	.000	0	0	0	4.1	4	0	2	0	0	0	3	8.7	
SAINT MARY'S	01/28/12	*	28	0	5	.000	0	4	.000	1	2	.500	3	1	4	4.1	1	0	3	2	1	3	1	8.4	
GONZAGA	02/02/12		25	2	3	.667	0	1	.000	0	0	.000	0	4	4	4.1	2	0	1	1	0	2	4	8.2	
at Portland	02/04/12		28	3	5	.600	0	2	.000	6	9	.667	2	3	5	4.2	3	0	0	1	0	1	12	8.4	
PEPPERDINE	02/11/12		DNP																						
at San Francisco	02/16/12		18	1	5	.200	0	3	.000	1	2	.500	1	3	4	4.1	0	0	1	1	0	1	3	8.2	
at Santa Clara	02/18/12		26	5	6	.833	2	3	.667	0	0	.000	0	5	5	4.2	1	0	1	1	1	0	12	8.3	
at Gonzaga	02/23/12		17	0	5	.000	0	4	.000	0	0	.000	0	0	0	4.0	2	0	0	0	0	0	0	8.0	
PORTLAND	02/25/12		37	6	12	.500	4	8	.500	4	6	.667	3	6	9	4.2	0	0	1	1	0	1	20	8.4	
vs San Diego	03/02/12	*	35	5	8	.625	2	3	.667	0	0	.000	0	6	6	4.3	2	0	2	1	1	4	12	8.5	
Totals			25	869	92	197	.467	49	126	.389	32	50	.640	28	104	132	4.3	55	0	59	44	5	39	265	8.5

CAREER STATISTICS (ALL GAMES)

Year	GP	GS	Min	Avg	FG	FGA	Pct	3FG	FGA	Pct	FT	FTA	Pct	Off	Def	TR	Avg	PF	FO	A	TO	Blk	Stl	Pts	Avg
2009-10	20	0	63	3.2	7	18	.389	0	3	.000	5	8	.625	2	11	13	0.7	4	0	2	4	1	1	19	1.0
2010-11	29	0	150	5.2	10	32	.313	6	22	.273	7	12	.583	5	19	24	0.8	13	0	9	4	0	8	33	1.1
2011-12	31	25	869	28.0	92	197	.467	49	126	.389	32	50	.640	28	104	132	4.3	55	0	59	44	5	39	265	8.5
TOTAL	80	25	1082	13.5	109	247	.441	55	151	.364	44	70	.629	35	134	169	2.1	72	0	70	52	6	48	317	4.0

CAREER STATISTICS (CONFERENCE GAMES)

Year	GP	GS	Min	Avg	FG	FGA	Pct	3FG	FGA	Pct	FT	FTA	Pct	Off	Def	TR	Avg	PF	FO	A	TO	Blk	Stl	Pts	Avg
2009-10	8	0	24	3.0	3	7	.429	0	1	.000	2	4	.500	1	1	2	0.3	2	0	1	2	0	0	8	1.0
2010-11	11	0	40	3.6	2	7	.286	0	3	.000	3	7	.429	2	5	7	0.6	4	0	2	0	0	2	7	0.6
2011-12	15	9	426	28.4	41	88	.466	20	57	.351	20	33	.606	17	57	74	4.9	27	0	23	19	2	17	122	8.1
TOTAL	34	9	490	14.4	46	102	.451	20	61	.328	25	44	.568	20	63	83	2.4	33	0	26	21	2	19	137	4.0





MARTINEAU NOTES

Last time Out

Did not play vs. San Diego

In 2011-12

- Had 3 rebounds, 2 assists and 1 steal vs. CSUSM
- Posted 5 points and 1 rebound vs. Pepperdine
- Played 7 minutes vs. Prairie View A&M and tallied 2 rebounds, 2 assists and 1 steal
- Played 2 minutes vs. BYU-Hawaii and scored 1 point (1-2 FT)
- Made one 3-pointer vs. Longwood and vs. San Diego

Other

- Parents are Chris and Sherrie and has three brothers and one sister
- Wife's name is Karli
- Served a mission for The Church of Jesus Christ of Latter-day Saints in Chile
- Also recruited by Southern Utah, Penn, Columbia, Princeton, Stanford, Air Force, Utah State and Utah
- Averaged 15 points and six assists per game at Davis High School, earning first-team all-state honors as a senior
- Named Salt Lake Tribune second-team all-state and Deseret News third-team all-state his junior season
- Earned first-team all-state accolades as a wide receiver in football
- Honored by the National Football Foundation Hall of Fame

Click/scan for Martineau's bio on BYUcougars.com



14 — NICK MARTINEAU

6-0 • 170 • Junior • Guard

Fruit Heights, Utah (Davis HS)

11-12 SEASON HIGHS

Points: 5, Pepperdine – 2/11/12
 Points 1st half: —
 Points 2nd half: 3, Longwood – 11/18/11, San Diego – 12/31/11
 Rebounds: — 3, CSUSM – 12/27/11
 Assists: — 2, Prairie View A&M – 11/22/11, CSUSM – 12/27/11
 Steals: — 1, Prairie View A&M – 11/22/11, CSUSM – 12/27/11
 Blocks: —
 FG made: — 2, Pepperdine – 2/11/12
 FG attempts: — 2, CSUSM – 12/27/11
 3FG made: — 1, three times, last, Pepperdine – 2/11/12
 3FG attempts: — 2, Pepperdine – 2/11/12
 FT made: 1, BYU-Hawaii – 11/15/11
 FT attempts: 2, BYU-Hawaii – 11/15/11

CAREER HIGHS

Points: 6, Loyola Marymount – 01/03/08
 Rebounds: 3, CSUSM – 12/27/11
 Assists: 4, Loyola Marymount – 01/03/08
 Steals: 2, Chicago State – 11/20/10
 Blocks: –
 FG made: 2, Mississippi Valley – 11/23/10, Pepperdine – 2/11/12
 FG attempts: 3, twice, last vs Hawaii – 12/04/10
 3FG made: 1, 7 times, last, Pepperdine – 2/11/12
 3FG attempts: 2, 4 times, last, Pepperdine – 2/11/12
 FT made: 4, Loyola Marymount – 01/03/08
 FT attempts: 4, Loyola Marymount – 01/03/08

MISCELLANEOUS

	11-12	Career
Double-Figure Pts:	0 (0-0)	0 (0-0)
20-plus Pts:	0 (0-0)	0 (0-0)
Double-Figure Reb:	0 (0-0)	0 (0-0)
Double-Doubles:	0 (0-0)	0 (0-0)
3-plus Steals:	0 (0-0)	0 (0-0)
3-plus Blocks:	0 (0-0)	0 (0-0)
3-plus 3-point FGs:	0 (0-0)	0 (0-0)
Scoring Leader:	0 (0-0)	0 (0-0)
Rebound Leader:	0 (0-0)	0 (0-0)
Assist Leader:	0 (0-0)	0 (0-0)

2011-12 GAME-BY-GAME

Opponent	Date	GS	Min	FG	FGA	Pct	3FG	FGA	Pct	FT	FTA	Pct	Off	Def	TR	Avg	PF	FO	A	TO	Blk	Stl	Pts	Avg	
at Utah State	11/11/11	DNP																							
BYU-HAWAII	11/15/11	2	0	0	.000	0	0	.000	1	2	.500	0	0	0	0.0	0	0	0	0	0	0	1	1.0		
LONGWOOD	11/18/11	3	1	1	1.000	1	1	1.000	0	0	.000	0	0	0	0.0	0	0	0	0	0	0	3	2.0		
PRAIRIE VIEW A&M	11/22/11	7	0	0	.000	0	0	.000	0	0	.000	0	2	2	0.7	0	0	2	0	1	0	1.3			
vs Nevada	11/25/11	1	0	1	.000	0	0	.000	0	0	.000	0	0	0	0.5	0	0	0	0	0	0	1.0			
vs Wisconsin	11/26/11	1	0	0	.000	0	0	.000	0	0	.000	0	0	0	0.4	0	0	0	0	0	0	0.8			
vs Northern Arizona	11/30/11	5	0	1	.000	0	0	.000	0	0	.000	0	0	0	0.3	0	0	1	1	0	0	0.7			
vs. Oregon	12/3/11	DNP																							
WEBER STATE	12/07/11	5	1	1	1.000	0	0	.000	0	0	.000	0	0	0	0.3	0	0	1	1	0	0	2	0.9		
at Utah	12/10/11	1	0	0	.000	0	0	.000	0	0	.000	0	1	1	0.4	0	0	0	0	0	0	0.8			
BAYLOR	12/17/11	DNP																							
BUFFALO	12/20/11	1	0	1	.000	0	0	.000	0	0	.000	0	0	0	0.3	0	0	0	0	0	0	0.7			
UC SANTA BARBARA	12/22/11	1	0	0	.000	0	0	.000	0	0	.000	0	0	0	0.3	0	0	0	0	0	0	0.6			
CS SAN MARCOS	12/27/11	5	0	2	.000	0	1	.000	0	0	.000	1	2	3	0.5	1	0	2	1	0	1	0.5			
at Saint Mary's (CA)	12/29/11	DNP																							
SAN DIEGO	12/31/11	5	1	1	1.000	1	1	1.000	0	0	.000	0	0	0	0.5	0	0	0	0	0	0	3	0.8		
at Loyola Marymount	01/05/12	DNP																							
SAN FRANCISCO	01/07/12	3	0	1	.000	0	0	.000	0	0	.000	0	0	0	0.5	0	0	0	0	0	0	0.7			
SANTA CLARA	01/14/12	DNP																							
at San Diego	01/16/12	2	0	0	.000	0	0	.000	0	0	.000	0	0	0	0.4	0	0	0	0	0	0	0.6			
LOYOLA MARYMOUNT	01/19/12	DNP																							
at Pepperdine	01/21/12	DNP																							
at Virginia Tech	01/25/12	DNP																							
SAINT MARY'S	01/28/12	DNP																							
GONZAGA	02/02/12	DNP																							
at Portland	02/04/12	DNP																							
PEPPERDINE	02/11/12	7	2	4	.500	1	2	.500	0	0	.000	0	1	1	0.5	0	0	0	0	0	0	5	0.9		
at San Francisco	02/16/12	DNP																							
at Santa Clara	02/18/12	1	0	0	.000	0	0	.000	0	0	.000	0	0	0	0.4	0	0	0	0	0	0	0.9			
at Gonzaga	02/23/12	DNP																							
PORTLAND	02/25/12	1	0	0	.000	0	0	.000	0	0	.000	0	0	0	0.4	1	0	0	0	0	0	0.8			
vs. San Diego	03/02/12	DNP																							
Totals			0	51	5	13	.385	3	5	.600	1	2	.500	1	6	7	0.4	2	0	6	3	0	2	14	0.8

CAREER STATISTICS (ALL GAMES)

Year	GP	GS	Min	Avg	FG	FGA	Pct	3FG	FGA	Pct	FT	FTA	Pct	Off	Def	TR	Avg	PF	FO	A	TO	Blk	Stl	Pts	Avg
2007-08	20	0	115	5.8	4	14	.286	1	5	.200	4	6	.667	2	6	8	0.4	13	0	14	9	0	3	13	0.7
2010-11	25	0	121	4.8	6	22	.273	3	12	.250	2	2	1.000	0	11	11	0.4	7	0	14	4	0	5	17	0.7
2011-12	17	0	51	3.0	5	13	.385	3	5	.600	1	2	.500	1	6	7	0.4	2	0	6	3	0	2	14	0.8
TOTAL	62	0	287	4.6	15	49	.306	7	22	.318	7	10	.700	3	23	26	0.4	22	0	34	16	0	10	44	0.7

CAREER STATISTICS (CONFERENCE GAMES)

Year	GP	GS	Min	Avg	FG	FGA	Pct	3FG	FGA	Pct	FT	FTA	Pct	Off	Def	TR	Avg	PF	FO	A	TO	Blk	Stl	Pts	Avg
2007-08	7	0	24	3.4	0	4	.000	0	2	.000	0	2	.000	0	1	1	0.1	2	0	0	3	0	2	0	0.0
2010-11	8	0	11	1.4	0	3	.000	0	1	.000	0	0	.000	0	0	0	0.0	2	0	1	0	0	0	0	0.0
2011-12	6	0	19	3.2	3	6	.500	2	3	.667	0	0	.000	0	1	1	0.2	1	0	0	0	0	0	8	1.3
TOTAL	21	0	54	2.6	3	13	.231	2	6	.333	0	2	.000	0	2	2	0.1	5	0	1	3	0	2	8	0.4





WINDER NOTES

Last time Out

Had 3 points, 2 rebounds and 2 steals vs. San Diego

In 2011-12

- Started 14 games and has played in 31 games
- BYU's assist leader in 7 games
- Got first start in 14 games vs. Gonzaga and posted 10 points, 5 assists, 4 boards and 3 steals
- Hit 7 of 8 from the field and 6 of 7 from downtown for a career-best 20 points vs. Buffalo
- Had 9 points, 4 rebounds, 4 assists and 4 steals against Nevada, his first career start
- Averages 4.5 points, 1.7 assists, 1.6 rebounds and 1.1 steals

Other

- Parents are Chuck Winder and Teresa Williams
- Also recruited by Nevada, SMU, Portland, UC Riverside and Idaho
- Helped lead Bishop Gorman to back-to-back Nevada 4A state titles
- Averaged 17 points and seven boards as a senior and led Bishop Gorman to a 30-2 record
- Earned first-team all-Southwest League and first-team all-Sunset Division honors
- As a junior averaged 13.8 points, 8.2 rebounds and 3.0 assists and helped Bishop Gorman to a 28-5 record
- Earned all-tournament honors at the Wyoming Energy Classic

Click/scan for Winder's bio on BYUcougars.com



20 — ANSON WINDER

6-3 • 195 • Freshman • Guard
Las Vegas, Nev. (Bishop Gorman HS)

11-12 SEASON/CAREER HIGHS

Points: 20, Buffalo -- 12/20/11
 Points 1st half: 17, Buffalo -- 12/20/11
 Points 2nd half: 7 vs. Oregon -- 12/3/11
 Rebounds: 4, vs Nevada -- 11/25/11, Gonzaga -- 2/2/12
 Assists: 9, vs Northern Arizona -- 11/30/11
 Steals: 4, vs Nevada -- 11/25/11
 Blocks: 2, vs Northern Arizona -- 11/30/11
 FG made: 7, Buffalo -- 12/20/11
 FG attempts: 9, vs Nevada -- 11/25/11
 3FG made: 6, Buffalo -- 12/20/11
 3FG attempts: 7, Buffalo -- 12/20/11
 FT made: 3, Prairie View A&M -- 11/22/11, UCSB -- 12/22/11
 FT attempts: 5, Longwood -- 11/18/11

MISCELLANEOUS

	11-12	Career
Double-Figure Pts:	5 (5-0)	5 (5-0)
20-plus Pts:	1 (1-0)	1 (1-0)
Double-Figure Reb:	0 (0-0)	0 (0-0)
Double-Doubles:	0 (0-0)	0 (0-0)
3-plus Steals:	7 (5-2)	7 (5-2)
3-plus Blocks:	0 (0-0)	0 (0-0)
3-plus 3-point FGs:	2 (2-0)	2 (2-0)
Scoring Leader:	0 (0-0)	0 (0-0)
Rebound Leader:	1 (1-0)	1 (1-0)
Assist Leader:	7 (7-0)	7 (7-0)

2011-12 GAME-BY-GAME

Opponent	Date	GS	Min	FG	FGA	Pct	3FG	FGA	Pct	FT	FTA	Pct	Off	Def	TR	Avg	PF	FO	A	TO	Blk	Stl	Pts	Avg	
at Utah State	11/11/11	DNP																							
BYU-HAWAII	11/15/11	2	0	0	.000	0	0	.000	0	0	.000	0	1	1	1.0	0	0	0	0	0	0	0	0	0.0	
LONGWOOD	11/18/11	25	2	5	.400	2	4	.500	2	5	.400	0	1	1	1.0	1	0	5	0	0	0	0	8	4.0	
PRAIRIE VIEW A&M	11/22/11	21	3	5	.600	2	4	.500	3	3	1.000	0	3	3	1.7	2	0	4	2	0	0	11	6.3		
vs Nevada	11/25/11	* 38	4	9	.444	0	4	.000	1	2	.500	0	4	4	2.3	2	0	4	3	0	4	9	7.0		
vs Wisconsin	11/26/11	* 21	0	0	.000	0	0	.000	0	0	.000	0	0	0	1.8	0	0	3	1	0	0	0	5.6		
vs Northern Arizona	11/30/11	* 22	1	3	.333	0	1	.000	1	2	.500	0	2	2	1.8	1	0	9	3	2	3	3	5.2		
vs Oregon	12/03/11	* 37	4	8	.500	2	5	.400	0	1	.000	1	1	2	1.9	0	6	3	0	1	10	5.9			
WEBER STATE	12/07/11	* 19	0	3	.000	0	3	.000	0	0	.000	0	1	1	1.8	1	0	1	0	1	0	0	5.1		
at Utah	12/10/11	* 12	0	5	.000	0	4	.000	1	2	.500	1	1	2	1.8	1	0	0	2	0	0	1	4.7		
BAYLOR	12/17/11	3	0	0	.000	0	0	.000	1	2	.500	0	0	0	1.6	0	0	0	0	0	0	0	1	4.3	
BUFFALO	12/20/11	19	7	8	.875	6	7	.857	0	0	.000	0	0	1.5	0	2	3	0	1	20	5.7				
UC SANTA BARBARA	12/22/11	13	0	2	.000	0	2	.000	3	4	.750	0	3	3	1.6	0	0	0	0	0	0	0	3	5.5	
CS SAN MARCOS	12/27/11	14	0	6	.000	0	4	.000	0	0	.000	0	1	1	1.5	1	0	1	0	0	0	0	5.1		
at Saint Mary's (CA)	12/29/11	21	3	7	.429	2	3	.667	0	0	.000	0	1	1	1.5	0	0	1	0	0	3	8	5.3		
SAN DIEGO	12/31/11	16	0	2	.000	0	2	.000	0	0	.000	0	0	0	1.4	1	0	5	2	0	1	0	4.9		
at Loyola Marymount	01/05/12	9	0	2	.000	0	2	.000	2	2	1.000	0	1	1	1.4	1	0	0	1	0	3	2	4.8		
SAN FRANCISCO	01/07/12	9	1	2	.500	1	1	1.000	2	2	1.000	0	2	2	1.4	4	0	2	2	0	0	5	4.8		
SANTA CLARA	01/14/12	4	0	0	.000	0	0	.000	0	0	.000	0	1	1	1.4	0	0	0	1	0	1	0	4.5		
at San Diego	01/16/12	5	0	0	.000	0	0	.000	0	0	.000	0	1	1	1.4	0	0	0	0	0	0	0	4.3		
LOYOLA MARYMOUNT	01/19/12	9	1	5	.200	0	4	.000	0	0	.000	0	0	0	1.3	0	0	0	0	0	1	2	4.2		
at Pepperdine	01/21/12	4	0	1	.000	0	1	.000	0	0	.000	0	0	0	1.2	0	0	0	0	0	0	0	4.0		
at Virginia Tech	01/25/12	14	1	3	.333	0	1	.000	1	2	.500	0	1	1	1.2	0	0	0	0	0	3	3	3.9		
SAINT MARY'S	01/28/12	25	3	5	.600	1	2	.500	1	2	.500	1	3	4	1.3	3	0	0	0	0	3	8	4.1		
GONZAGA	02/02/12	* 27	4	8	.500	1	4	.250	1	2	.500	0	4	4	1.5	2	0	5	0	0	3	10	4.3		
at Portland	02/04/12	* 16	0	2	.000	0	2	.000	0	0	.000	0	0	0	1.4	2	0	1	0	0	1	0	4.2		
PEPPERDINE	02/11/12	* 19	3	8	.375	3	7	.429	1	2	.500	0	3	3	1.5	3	0	1	1	0	0	10	4.4		
at San Francisco	02/16/12	* 22	3	5	.600	0	0	.000	2	2	1.000	0	6	6	1.6	2	0	2	1	0	1	8	4.5		
at Santa Clara	02/18/12	* 14	3	8	.375	1	4	.250	0	0	.000	0	0	0	1.6	2	0	2	1	0	1	7	4.6		
at Gonzaga	02/23/12	* 12	2	5	.400	1	3	.333	0	0	.000	0	1	1	1.6	4	0	0	1	0	1	5	4.6		
PORTLAND	02/25/12	* 26	0	2	.000	0	1	.000	2	2	1.000	0	3	3	1.6	2	0	0	1	0	1	2	4.5		
vs San Diego	03/02/12	* 20	1	5	.200	1	4	.250	0	0	.000	0	2	2	1.6	1	0	0	2	0	2	3	4.5		
Totals			14	518	46	124	.371	23	79	.291	24	37	.649	3	47	50	1.6	36	0	54	30	3	34	139	4.5

CAREER STATISTICS (ALL GAMES)																									
Year	GP	GS	Min	Avg	FG	FGA	Pct	3FG	FGA	Pct	FT	FTA	Pct	Off	Def	TR	Avg	PF	FO	A	TO	Blk	Stl	Pts	Avg
2011-12	31	14	518	16.7	46	124	.371	23	79	.291	24	37	.649	3	47	50	1.6	36	0	54	30	3	34	139	4.5
TOTAL	31	14	518	16.7	46	124	.371	23	79	.291	24	37	.649	3	47	50	1.6	36	0	54	30	3	34	139	4.5

CAREER STATISTICS (CONFERENCE GAMES)																									
Year	GP	GS	Min	Avg	FG	FGA	Pct	3FG	FGA	Pct	FT	FTA	Pct	Off	Def	TR	Avg	PF	FO	A	TO	Blk	Stl	Pts	Avg
2011-12	16	7	238	14.9	23	62	.371	10	36	.278	11	14	.786	1	26	27	1.7	26	0	19	11	0	20	67	4.2
TOTAL	16	7	238	14.9	23	62	.371	10	36	.278	11	14	.786	1	26	27	1.7	26	0	19	11	0	20	67	4.2





21 — STEPHEN ROGERS
 6-8 • 195 • Junior • Forward
 Mesa, Ariz. (Mesa CC)

ROGERS NOTES

Last time Out
 • Played 1 minute vs. San Diego

In 2011-12

- Has played in 17 games and started two
- Scored 15 points in 18 minutes vs. Weber State
- Had 17 points vs. Longwood and 18 vs. Prairie View A&M
- Averages 6.4 points, 1.7 rebounds and 1.4 assists
- 47.1 percent FG shooting
- Has missed significant time due to a knee injury

Other

- Parents are Kimball and Sharon Rogers and is the youngest of seven children
- Wife's name is Ginny
- Served a mission for The Church of Jesus Christ of Latter-day Saints in Cleveland, Ohio
- Earned junior college All-America honors while leading Mesa CC to a 25-7 record (2009-10)
- Averaged 21.3 points, 5.3 rebounds, 1.5 assists and 1.3 steals and made 85 threes and shot .499 from the field, .427 from three and .810 from the free throw line
- Redshirted one season at Arizona State prior to playing at Mesa

Click/scan for Rogers' bio on BYUcougars.com



11-12 SEASON HIGHS

Points: 18, Prairie View A&M – 11/22/11
 Points 1st half: 8, Prairie View A&M – 11/22/11
 Points 2nd half: 14, Longwood – 11/18/11
 Rebounds: 6, vs. Northern Arizona – 11/30/11
 Assists: 3, four times, last, Santa Clara – 01/14/12
 Steals: 3, Longwood – 11/18/11
 Blocks: 2 BYU-Hawaii – 11/15/11
 FG made: 7, Longwood – 11/18/11
 FG attempts: 10, vs. Oregon – 12/3/11, Weber State – 12/7/11
 3FG made: 4, vs. Oregon – 12/3/11
 3FG attempts: 7, vs. Oregon – 12/3/11
 FT made: 3, Prairie View A&M – 11/22/11
 FT attempts: 4, Prairie View A&M – 11/22/11

CAREER HIGHS

Points: 18, Prairie View A&M – 11/22/11
 Rebounds: 8, UNLV – 02/05/11
 Assists: 3, four times, last, Santa Clara – 01/14/12
 Steals: 3, Longwood – 11/18/11
 Blocks: 2, three times, last, Weber State, 12/7/11
 FG made: 7, Longwood – 11/18/11
 FG attempts: 10, three times, last, Weber State – 12/7/11
 3FG made: 4, vs. Oregon – 12/3/11
 3FG attempts: 7, vs. Oregon – 12/3/11
 FT made: 11, Fresno Pacific – 01/01/11
 FT attempts: 11, Fresno Pacific – 01/01/11

MISCELLANEOUS

	11-12	Career
Double-Figure Pts:	4 (4-0)	10 (10-0)
20-plus Pts:	0 (0-0)	0 (0-0)
Double-Figure Reb:	0 (0-0)	0 (0-0)
Double-Doubles:	0 (0-0)	0 (0-0)
3-plus Steals:	1 (1-0)	1 (1-0)
3-plus Blocks:	0 (0-0)	0 (0-0)
3-plus 3-point FGs:	3 (3-0)	6 (6-0)
Scoring Leader:	1 (1-0)	2 (2-0)
Rebound Leader:	0 (0-0)	1 (1-0)
Assist Leader:	0 (0-0)	0 (0-0)

2011-12 GAME-BY-GAME

Opponent	Date	GS	Min	FG FGA	Pct	3FG FGA	Pct	FT FTA	Pct	Off	Def	TR	Avg	PF	FO	A	TO	Blk	Stl	Pts	Avg
at Utah State	11/11/11	*	29	3 7	.429	0 4	.000	1 2	.500	0 0	0 0	0.0	5	1	1	1	1	7	7.0		
BYU-HAWAII	11/15/11	*	22	2 5	.400	1 2	.500	0 0	.000	0 2	2 2	1.0	3	0	1	2	2	0	5	6.0	
LONGWOOD	11/18/11		18	7 9	.778	3 5	.600	0 0	.000	2 0	2 2	1.3	0	0	3	0	0	3	17	9.7	
PRAIRIE VIEW A&M	11/22/11		21	6 9	.667	3 5	.600	3 4	.750	0 2	2 2	1.5	1	0	2	0	1	1	18	11.8	
vs Nevada	11/25/11		11	1 4	.250	0 1	.000	0 0	.000	0 4	4 4	2.0	0	0	2	2	0	0	2	9.8	
vs Wisconsin	11/26/11		12	3 6	.500	0 1	.000	0 0	.000	0 2	2 2	2.0	0	0	0	2	0	0	6	9.2	
vs Northern Arizona	11/30/11		27	3 6	.500	2 5	.400	0 0	.000	0 6	6 6	2.6	2	0	3	0	0	0	8	9.0	
vs Oregon	12/03/11		21	5 10	.500	4 7	.571	2 3	.667	0 1	1 1	2.4	1	0	2	2	0	2	16	9.9	
WEBER STATE	12/07/11		18	6 10	.600	1 3	.333	2 2	1.000	0 0	0 2.1	0	0	0	1	0	1	0	15	10.4	
at Utah	12/10/11		19	2 8	.250	1 5	.200	0 2	.000	0 3	3 2.2	2	0	2	1	1	0	5	9.9		
BAYLOR	12/17/11				DNP																
BUFFALO	12/20/11				DNP																
UC SANTA BARBARA	12/22/11				DNP																
CS SAN MARCOS	12/27/11				DNP																
at Saint Mary's (CA)	12/29/11				DNP																
SAN DIEGO	12/31/11				DNP																
at Loyola Marymount	01/05/12		7	0 3	.000	0 2	.000	2 2	1.000	1 0	1 2.1	1	0	1	0	0	0	0	2	9.2	
SAN FRANCISCO	01/07/12		8	1 1	1.000	1 1	1.000	0 0	.000	0 3	3 2.2	3	0	1	1	0	0	3	8.7		
SANTA CLARA	01/14/12		12	1 6	.167	0 3	.000	0 0	.000	0 3	3 2.2	0	0	3	0	0	1	2	8.2		
at San Diego	01/16/12		5	1 1	1.000	0 0	.000	0 0	.000	0 0	2.1	0	0	0	0	0	0	0	2	7.7	
LOYOLA MARYMOUNT	01/19/12				DNP																
at Pepperdine	01/21/12				DNP																
at Virginia Tech	01/25/12				DNP																
SAINT MARY'S	01/28/12		3	0 1	.000	0 0	.000	0 0	.000	0 0	0 1.9	1	0	0	1	1	0	0	0	7.2	
GONZAGA	02/02/12				DNP																
at Portland	02/04/12				DNP																
PEPPERDINE	02/11/12				DNP																
at San Francisco	02/16/12				DNP																
at Santa Clara	02/18/12				DNP																
at Gonzaga	02/23/12		6	0 1	.000	0 1	.000	0 0	.000	0 0	0 1.8	0	0	0	0	0	0	0	0	6.8	
PORTLAND	02/25/12				DNP																
vs San Diego	03/02/12		1	0 0	.000	0 0	.000	0 0	.000	0 0	0 1.7	0	0	0	0	0	0	0	0	6.4	
Totals			2 240	41 87	.471	16 45	.356	10 15	.667	3 26	29 1.7	19 1	23 13	6 9	108 6.4						

CAREER STATISTICS (ALL GAMES)

Year	GP	GS	Min	Avg	FG FGA	Pct	3FG FGA	Pct	FT FTA	Pct	Off	Def	TR	Avg	PF	FO	A	TO	Blk	Stl	Pts	Avg
2010-11	36	0	368	10.2	43 105	.410	21 61	.344	41 48	.854	17 61	78	2.2	26	0	12	22	8	10	148	4.1	
2011-12	17	2	240	14.1	41 87	.471	16 45	.356	10 15	.667	3 26	29	1.7	19	1	23	13	6	9	108	6.4	
TOTAL	53	2	608	11.5	84 192	.438	37 106	.349	51 63	.810	20 87	107	2.0	45	1	35	35	14	19	256	4.8	

CAREER STATISTICS (CONFERENCE GAMES)

Year	GP	GS	Min	Avg	FG FGA	Pct	3FG FGA	Pct	FT FTA	Pct	Off	Def	TR	Avg	PF	FO	A	TO	Blk	Stl	Pts	Avg
2010-11	16	0	172	10.8	23 53	.434	10 30	.333	10 10	1.000	7 26	33	2.1	14	0	5	11	2	5	66	4.1	
2011-12	6	0	41	6.8	3 13	.231	1 7	.143	2 2	1.000	1 6	7	1.2	5	0	5	2	1	1	9	1.5	
TOTAL	22	0	213	9.7	26 66	.394	11 37	.297	12 12	1.000	8 32	40	1.8	19	0	10	13	3	6	75	3.4	





HARRISON NOTES

Last time Out
 • Did not play vs. San Diego

In 2011-12
 • Has played in 27 of 32 games this season
 • Helped provide spark off the bench with back-to-back buckets including a trey vs. Gonzaga
 • Scored 8 points off the bench vs. Baylor
 • Scored 11 points vs. Longwood, draining 3 of 5 three-pointers
 • Scored 9 points vs. Wisconsin
 • Averages 3.1 points

Other
 • Also recruited by Clemson, Florida State, Marquette and Wisconsin
 • As a senior helped Christ School to a 32-5 overall record, a 12-0 league record and the NCISAA State Title
 • Named NCISAA 3A All-State
 • Earned first-team Asheville Citizen-Times All-WNC honors
 • Shared team MVP honors with Marshall Plumlee (Duke)
 • A Jordan Brand Classic Regional All-Star
 • Named CAA All-Conference and CAA Player of the Year



24 — DAMARCUS HARRISON
 6-5 • 190 • Freshman • Guard
 Greenwood, S.C. (Christ HS)

11-12 SEASON/CAREER HIGHS

Points: 11, Longwood – 11/18/11
 Points 1st half: 8, Baylor – 12/17/11
 Points 2nd half: 6, three times, last, San Diego – 12/31/11
 Rebounds: 3, Baylor – 12/17/11, CSUSM – 12/27/11
 Assists: 2, Four times, last, CSUSM – 12/27/11
 Steals: 2, three times, last, Pepperdine – 2/11/12
 Blocks: 1, Baylor – 12/17/11
 FG made: 4, CSUSM – 12/27/11
 FG attempts: 10, Pepperdine – 2/11/12
 3FG made: 3, Longwood – 11/18/11
 3FG attempts: 5, Longwood – 11/18/11, Pepperdine – 2/11/12
 FT made: 2, Longwood – 11/18/11
 FT attempts: 4, Baylor – 12/17/11

MISCELLANEOUS

	11-12	Career
Double-Figure Pts:	1 (1-0)	1 (1-0)
20-plus Pts:	0 (0-0)	0 (0-0)
Double-Figure Reb:	0 (0-0)	0 (0-0)
Double-Doubles:	0 (0-0)	0 (0-0)
3-plus Steals:	0 (0-0)	0 (0-0)
3-plus Blocks:	0 (0-0)	0 (0-0)
3-plus 3-point FGs:	1 (1-0)	1 (1-0)
Scoring Leader:	0 (0-0)	0 (0-0)
Rebound Leader:	0 (0-0)	0 (0-0)
Assist Leader:	0 (0-0)	0 (0-0)

2011-12 GAME-BY-GAME

Opponent	Date	GS	Min	FG	FGA	Pct	3FG	FGA	Pct	FT	FTA	Pct	Off	Def	TR	Avg	PF	FO	A	TO	Blk	Stl	Pts	Avg	
at Utah State	11/11/11	4	0	1	.000	0	0	.000	0	0	.000	0	0	0	0	0.0	1	0	0	1	0	0	0	0.0	
BYU-HAWAII	11/15/11	15	2	6	.333	1	2	.500	1	1	1.000	1	1	2	1.0	1	0	2	3	0	0	6	3.0		
LONGWOOD	11/18/11	13	3	7	.429	3	5	.600	2	2	1.000	0	0	0	0.7	0	0	1	1	0	0	11	5.7		
PRAIRIE VIEW A&M	11/22/11	14	2	5	.400	0	2	.000	1	3	.333	0	1	1	0.8	3	0	2	1	0	0	1	5	5.5	
vs Nevada	11/25/11	8	2	4	.500	0	1	.000	0	0	.000	0	1	2	1.0	1	0	0	1	0	0	4	5.2		
vs Wisconsin	11/26/11	19	3	7	.429	1	2	.500	2	2	1.000	0	1	1	1.0	1	0	0	1	0	1	9	5.8		
vs Northern Arizona	11/30/11	14	2	8	.250	0	2	.000	0	0	.000	0	1	1	1.0	0	0	0	0	0	0	1	4	5.6	
vs Oregon	12/03/11	5	0	1	.000	0	1	.000	0	2	.000	0	1	1	1.0	0	0	0	1	0	2	0	4.9		
WEBER STATE	12/07/11	11	1	6	.167	0	3	.000	0	0	.000	0	0	0	0.9	0	0	1	0	0	0	2	4.6		
at Utah	12/10/11	8	1	5	.200	1	4	.250	0	0	.000	0	0	0	0.8	1	0	0	0	0	0	3	4.4		
BAYLOR	12/17/11	15	3	7	.429	1	3	.333	1	4	.250	1	2	3	1.0	2	0	1	1	1	1	8	4.7		
BUFFALO	12/20/11	DNP																							
UC SANTA BARBARA	12/22/11	8	0	2	.000	0	2	.000	0	0	.000	0	0	0	0.9	0	0	2	0	0	1	0	4.3		
CS SAN MARCOS	12/27/11	21	4	8	.500	0	4	.000	0	1	.000	1	2	3	1.1	0	0	2	3	0	2	8	4.6		
at Saint Mary's (CA)	12/29/11	5	0	2	.000	0	0	.000	0	0	.000	0	0	0	1.0	0	0	1	2	0	0	0	4.3		
SAN DIEGO	12/31/11	5	3	4	.750	0	0	.000	0	0	.000	0	2	2	1.1	0	0	0	0	0	0	6	4.4		
at Loyola Marymount	01/05/12	DNP																							
SAN FRANCISCO	01/07/12	9	1	5	.200	1	3	.333	0	0	.000	0	1	1	1.1	1	0	0	1	0	0	3	4.3		
SANTA CLARA	01/14/12	2	0	2	.000	0	1	.000	0	0	.000	0	1	1	1.1	0	0	0	0	0	0	0	4.1		
at San Diego	01/16/12	1	0	0	.000	0	0	.000	0	0	.000	0	1	1	1.1	0	0	0	1	0	0	0	3.8		
LOYOLA MARYMOUNT	01/19/12	5	0	1	.000	0	0	.000	0	0	.000	0	0	0	1.0	1	0	0	0	0	0	0	3.6		
at Pepperdine	01/21/12	DNP																							
at Virginia Tech	01/25/12	9	1	2	.500	1	2	.500	0	0	.000	0	1	1	1.0	3	0	0	0	0	0	3	3.6		
SAINT MARY'S	01/28/12	2	0	0	.000	0	0	.000	0	0	.000	0	0	0	1.0	1	0	0	1	0	0	0	3.4		
GONZAGA	02/02/12	8	2	2	1.000	1	1	1.000	0	0	.000	1	2	3	1.0	0	0	2	2	0	1	5	3.5		
at Portland	02/04/12	5	0	0	.000	0	0	.000	0	0	.000	0	0	0	1.0	0	0	0	0	0	0	0	3.3		
PEPPERDINE	02/11/12	20	2	10	.200	1	5	.200	1	1	1.000	1	1	2	1.0	3	0	0	1	0	2	6	3.5		
at San Francisco	02/16/12	DNP																							
at Santa Clara	02/18/12	5	0	1	.000	0	0	.000	0	0	.000	0	0	0	1.0	1	0	0	1	0	0	0	3.3		
at Gonzaga	02/23/12	3	0	2	.000	0	0	.000	0	0	.000	0	0	0	1.0	0	0	0	0	0	0	0	3.2		
PORTLAND	02/25/12	1	0	0	.000	0	0	.000	0	0	.000	0	0	0	0.9	0	0	0	0	0	0	0	3.1		
vs. San Diego	03/02/12	DNP																							
Totals			0	235	32	98	.327	11	43	.256	8	16	.500	6	19	25	0.9	20	0	14	22	1	12	83	3.1

CAREER STATISTICS (ALL GAMES)																									
Year	GP	GS	Min	Avg	FG	FGA	Pct	3FG	FGA	Pct	FT	FTA	Pct	Off	Def	TR	Avg	PF	FO	A	TO	Blk	Stl	Pts	Avg
2011-12	27	0	235	8.7	32	98	.327	11	43	.256	8	16	.500	6	19	25	0.9	20	0	14	22	1	12	83	3.1
TOTAL	27	0	235	8.7	32	98	.327	11	43	.256	8	16	.500	6	19	25	0.9	20	0	14	22	1	12	83	3.1

CAREER STATISTICS (CONFERENCE GAMES)																									
Year	GP	GS	Min	Avg	FG	FGA	Pct	3FG	FGA	Pct	FT	FTA	Pct	Off	Def	TR	Avg	PF	FO	A	TO	Blk	Stl	Pts	Avg
2011-12	13	0	71	5.5	8	29	.276	3	10	.300	1	1	1.000	2	8	10	0.8	7	0	3	9	0	3	20	1.5
TOTAL	13	0	71	5.5	8	29	.276	3	10	.300	1	1	1.000	2	8	10	0.8	7	0	3	9	0	3	20	1.5





AUSTIN NOTES

Last time Out

- Posted 2 points, 3 assists, 2 blocks and 1 steal vs. San Diego

In 2011-12

- Has played in every game this season and started 1
- Career-high 15 points came on 7 of 8 shooting vs. Weber State
- Hit 3-pointers in four-straight games (Northern Arizona, Oregon, Weber State, Utah)
- Averages 4.3 points and 3.8 rebounds
- 56.1 percent FG shooting

Other

- Served a mission for The Church of Jesus Christ of Latter-day Saints in McAllen, Texas
- Also recruited by Boise State and Utah State
- Helped Lone Peak to a 22-3 record as a senior
- Averaged 11.5 points while helping the Knights to a trip to the state title game in 2009
- Helped Lone Peak win the 2008 state title
- Played with fellow Cougars Tyler Haws and Josh Sharp at Lone Peak
- Played for Salt Lake Metro club team directed by Dave Hammer and coached by Marty Haws
- At Las Vegas Spring Showcase scored 24 points and grabbed 22 rebounds in a gold bracket quarterfinal game

Click/scan for Austin's bio on BYUcougars.com



33 — NATE AUSTIN

6-10 • 215 • Freshman • Forward/Center
Alpine, Utah (Lone Peak HS)

11-12 SEASON/CAREER HIGHS

Points: 15, Weber State -- 12/07/11
Points 1st half: 9, vs. Oregon -- 12/3/11
Points 2nd half: 13, Weber State -- 12/7/11
Rebounds: 10, at Gonzaga -- 2/23/12
Assists: 3, vs. San Diego -- 3/2/12
Steals: 1, nine times, last, San Diego -- 3/2/12
Blocks: 2, CSUSM -- 12/27/11
FG made: 7, Weber State -- 12/07/11
FG attempts: 8, Weber State -- 12/07/11
3FG made: 1, 6 times, last, at San Diego -- 1/16/11
3FG attempts: 2, seven times, last, at Gonzaga -- 2/23/12
FT made: 3, Buffalo -- 12/20/11
FT attempts: 4, three times, last, LMU -- 1/19/12

2011-12 GAME-BY-GAME

Opponent	Date	GS	Min	FG	FGA	Pct	3FG	FGA	Pct	FT	FTA	Pct	Off	Def	TR	Avg	PF	FO	A	TO	Blk	Stl	Pts	Avg	
at Utah State	11/11/11	11	1	1	1.000	0	0	.000	0	0	.000	1	2	3	3.0	1	0	0	1	1	0	2	2.0		
BYU-HAWAII	11/15/11	5	0	0	.000	0	0	.000	0	0	.000	1	1	2	2.5	3	0	0	2	0	0	0	0	1.0	
LONGWOOD	11/18/11	13	2	4	.500	0	0	.000	0	0	.000	2	1	3	2.7	3	0	1	2	1	0	4	2.0		
PRAIRIE VIEW A&M	11/22/11	8	0	1	.000	0	0	.000	2	4	.500	0	0	0	2.0	2	0	0	1	0	1	0	2	2.0	
vs Nevada	11/25/11	4	0	0	.000	0	0	.000	0	0	.000	0	0	0	1.6	1	0	0	0	1	1	0	1.6		
vs Wisconsin	11/26/11	1	0	0	.000	0	0	.000	2	2	1.000	0	0	0	1.3	0	0	0	0	0	0	0	2	1.7	
vs Northern Arizona	11/30/11	9	5	6	.833	1	2	.500	0	0	.000	1	3	4	1.7	3	0	1	0	0	0	0	11	3.0	
vs Oregon	12/03/11	18	4	7	.571	1	2	.500	0	0	.000	2	4	6	2.3	5	1	0	0	0	0	0	9	3.8	
WEBER STATE	12/07/11	21	7	8	.875	1	2	.500	0	3	.000	2	7	9	3.0	3	0	0	0	1	0	0	15	5.0	
at Utah	12/10/11	18	1	1	1.000	1	1	1.000	0	0	.000	0	5	5	3.2	3	0	1	0	0	0	0	3	4.8	
BAYLOR	12/17/11	7	0	1	.000	0	0	.000	0	0	.000	1	2	3	3.2	2	0	0	0	1	0	0	0	4.4	
BUFFALO	12/20/11	24	2	4	.500	0	1	.000	3	4	.750	2	7	9	3.7	4	0	1	1	0	1	0	7	4.6	
UC SANTA BARBARA	12/22/11	8	0	1	.000	0	1	.000	0	2	.000	0	0	0	3.4	2	0	0	3	0	0	0	0	4.2	
CS SAN MARCOS	12/27/11	13	1	3	.333	0	0	.000	1	2	.500	0	2	2	3.3	3	0	1	0	2	0	3	4.1		
at Saint Mary's (CA)	12/29/11	12	0	1	.000	0	0	.000	0	2	.000	2	2	4	3.3	1	0	2	0	0	0	0	0	3.9	
SAN DIEGO	12/31/11	14	3	6	.500	1	2	.500	2	2	1.000	0	1	1	3.2	5	1	0	0	1	1	9	4.2		
at Loyola Marymount	01/05/12	15	4	5	.800	0	0	.000	0	0	.000	4	2	6	3.4	2	0	0	0	0	0	0	8	4.4	
SAN FRANCISCO	01/07/12	16	2	4	.500	0	1	.000	0	2	.000	2	7	9	3.7	1	0	1	0	1	0	4	4.4		
SANTA CLARA	01/14/12	16	1	1	1.000	0	0	.000	1	2	.500	4	3	7	3.8	2	0	2	0	0	0	0	3	4.3	
at San Diego	01/16/12	10	2	4	.500	1	1	1.000	2	3	.667	3	2	5	3.9	2	0	1	2	0	0	0	7	4.5	
LOYOLA MARYMOUNT	01/19/12	10	0	2	.000	0	2	.000	2	4	.500	0	2	2	3.8	1	0	0	0	0	0	0	2	4.3	
at Pepperdine	01/21/12	9	2	2	1.000	0	0	.000	0	1	.000	2	3	5	3.9	3	0	0	0	0	0	0	4	4.3	
at Virginia Tech	01/25/12	17	3	7	.429	0	0	.000	0	0	.000	3	1	4	3.9	2	0	0	1	0	0	0	6	4.4	
SAINT MARY'S	01/28/12	14	2	3	.667	0	0	.000	0	1	.000	2	1	3	3.8	3	0	0	1	0	1	0	4	4.4	
GONZAGA	02/02/12	12	1	5	.200	0	2	.000	1	1	1.000	0	2	2	3.8	4	0	0	0	0	1	3	4.3		
at Portland	02/04/12	11	1	2	.500	0	0	.000	2	2	1.000	1	0	1	3.7	3	0	0	1	0	0	4	4.3		
PEPPERDINE	02/11/12	23	2	4	.500	0	0	.000	0	0	.000	6	2	8	3.8	3	0	0	1	1	1	4	4.3		
at San Francisco	02/16/12	18	3	4	.750	0	0	.000	0	0	.000	1	2	3	3.8	5	1	0	0	1	1	6	4.4		
at Santa Clara	02/18/12	17	2	2	1.000	0	0	.000	2	2	1.000	0	1	1	3.7	5	1	1	1	0	0	0	6	4.4	
at Gonzaga	02/23/12	17	2	5	.400	0	2	.000	0	0	.000	5	5	10	3.9	5	1	2	1	0	0	4	4.4		
PORTLAND	02/25/12 *	16	1	2	.500	0	0	.000	0	0	.000	1	1	2	3.8	3	0	0	1	1	0	2	4.3		
vs San Diego	03/02/12	13	1	2	.500	0	0	.000	0	0	.000	1	1	2	3.8	2	0	3	0	0	1	2	4.3		
Totals			1	420	55	98	.561	6	19	.316	20	39	.513	49	72	121	3.8	87	5	17	19	12	9	136	4.3

CAREER STATISTICS (ALL GAMES)																									
Year	GP	GS	Min	Avg	FG	FGA	Pct	3FG	FGA	Pct	FT	FTA	Pct	Off	Def	TR	Avg	PF	FO	A	TO	Blk	Stl	Pts	Avg
2011-12	32	1	420	13.1	55	98	.561	6	19	.316	20	39	.513	49	72	121	3.8	87	5	17	19	12	9	136	4.3
TOTAL	32	1	420	13.1	55	98	.561	6	19	.316	20	39	.513	49	72	121	3.8	87	5	17	19	12	9	136	4.3

CAREER STATISTICS (CONFERENCE GAMES)																									
Year	GP	GS	Min	Avg	FG	FGA	Pct	3FG	FGA	Pct	FT	FTA	Pct	Off	Def	TR	Avg	PF	FO	A	TO	Blk	Stl	Pts	Avg
2011-12	16	1	230	14.4	28	52	.538	2	10	.200	12	22	.545	33	36	69	4.3	48	4	9	8	5	5	70	4.4
TOTAL	16	1	230	14.4	28	52	.538	2	10	.200	12	22	.545	33	36	69	4.3	48	4	9	8	5	5	70	4.4



34 — NOAH HARTSOCK
6-8 • 230 • Senior • Forward
Bartlesville, Okla. (Bartlesville HS)

HARTSOCK NOTES

Last time Out

- Scored a game-high 19 points and added 5 boards and 2 blocks off the bench vs. San Diego

In 2011-12

- Earned a spot on the All-WCC Team
- Has started every game this season but 2 and scored in double figures in all but 4
- WCC Player of the Month (December)
- Posted double-double vs. Gonzaga with 24 points and a career-high 14 rebounds
- Recorded back-to-back double-double games vs. Oregon and Weber State (23 pts/12 reb vs. Oregon and 19 pts/12 reb vs. Weber State)
- Has had 3 or more blocks in 9 games (three with 4 blocks)
- Averages 16.8 points, 5.3 rebounds, 1.6 blocks and 1.5 assists
- 56.8 percent FG shooting and 84.0 percent FT shooting

Other

- Parents are David and Leslie Hartssock and has five brothers and one sister
- Wife Kendalyn plays volleyball at BYU
- Served a mission for The Church of Jesus Christ of Latter-day Saints in Salt Lake City
- McDonald's High School All-America nominee at Bartlesville High School

Click/scan for Hartssock's bio on BYUcougars.com



11-12 SEASON HIGHS

Points: 28, Loyola Marymount – 1/19/12
 Points 1st half: 15, Loyola Marymount – 1/19/12
 Points 2nd half: 17, at Loyola Marymount – 1/5/12
 Rebounds: 14, Gonzaga – 2/2/12
 Assists: 5, vs. BYU-Hawaii – 11/15/11
 Steals: 2, five times, last, CSUSM – 12/27/11
 Blocks: 4, three times, last, at Utah – 12/10/11
 FG made: 11, Loyola Marymount – 1/19/12
 FG attempts: 19, Gonzaga – 2/2/12
 3FG made: 2, vs. Nevada – 11/25/11
 3FG attempts: 6, at San Diego – 1/16/12
 FT made: 12, at Portland – 2/4/12
 FT attempts: 12, at Portland – 2/4/12

CAREER HIGHS

Points: 28, Loyola Marymount – 1/19/12
 Rebounds: 14, Gonzaga – 2/2/12
 Assists: 6, Eastern New Mexico – 01/02/10
 Steals: 3, vs Florida – 03/24/11
 Blocks: 5, at Creighton – 12/01/10
 FG made: 11, Loyola Marymount – 1/19/12
 FG attempts: 19, Gonzaga – 2/2/12
 3FG made: 3, three times, last, vs. Gonzaga – 03/19/11
 3FG attempts: 6, at San Diego – 1/16/12
 FT made: 12, at Portland – 2/4/12
 FT attempts: 12, at Portland – 2/4/12

MISCELLANEOUS

	11-12	Career
Double-Figure Pts:	28 (22-6)	53 (44-9)
20-plus Pts:	11 (10-1)	12 (11-1)
Double-Figure Reb:	3 (3-0)	7 (7-0)
Double-Doubles:	3 (3-0)	6 (6-0)
3-plus Steals:	0 (0-0)	1 (0-1)
3-plus Blocks:	9 (8-1)	24 (22-2)
3-plus 3-point FGs:	0 (0-0)	3 (3-0)
Scoring Leader:	13 (9-4)	14 (10-4)
Rebound Leader:	5 (4-1)	29 (24-5)
Assist Leader:	2 (1-1)	7 (5-2)

2011-12 GAME-BY-GAME

Opponent	Date	GS	Min	FG	FGA	Pct	3FG	FGA	Pct	FT	FTA	Pct	Off	Def	TR	Avg	PF	FO	A	TO	Blk	Stl	Pts	Avg	
at Utah State	11/11/11	*	36	8	13	.615	0	1	.000	2	2	1.000	1	4	5	5.0	3	0	4	3	1	2	18	18.0	
BYU-HAWAII	11/15/11	*	32	4	7	.571	0	1	.000	6	6	1.000	2	7	9	7.0	0	0	5	0	2	2	14	16.0	
LONGWOOD	11/18/11	*	30	7	11	.636	1	2	.500	3	6	.500	0	5	5	6.3	0	0	0	0	1	1	18	16.7	
PRAIRIE VIEW A&M	11/22/11	*	24	5	9	.556	1	1	1.000	1	2	.500	0	3	3	5.5	2	0	0	1	3	0	12	15.5	
vs Nevada	11/25/11	*	30	9	12	.750	2	2	1.000	1	2	.500	0	6	6	5.6	4	0	2	2	1	1	21	16.6	
vs Wisconsin	11/26/11	*	39	7	14	.500	0	1	.000	4	4	1.000	3	3	6	5.7	3	0	1	1	4	0	18	16.8	
vs Northern Arizona	11/30/11	*	26	4	10	.400	1	3	.333	2	2	1.000	2	2	4	5.4	1	0	2	0	3	2	11	16.0	
vs Oregon	12/03/11	*	37	8	14	.571	0	1	.000	7	8	.875	4	8	12	6.3	4	0	2	1	4	0	23	16.9	
WEBER STATE	12/07/11	*	30	7	16	.438	0	0	.000	5	6	.833	4	8	12	6.9	1	0	3	2	3	0	19	17.1	
at Utah	12/10/11	*	36	6	9	.667	1	2	.500	6	6	1.000	2	5	7	6.9	2	0	1	1	4	0	19	17.3	
BAYLOR	12/17/11	*	37	7	14	.500	0	1	.000	1	1	1.000	3	2	5	6.7	2	0	1	1	1	2	15	17.1	
BUFFALO	12/20/11	*	18	7	9	.778	0	1	.000	2	3	.667	0	1	1	6.3	3	0	2	0	0	1	16	17.0	
UC SANTA BARBARA	12/22/11	*	37	7	11	.636	0	0	.000	7	8	.875	1	4	5	6.2	3	0	1	0	1	0	21	17.3	
CS SAN MARCOS	12/27/11	*	28	8	10	.800	0	0	.000	4	5	.800	1	3	4	6.0	0	0	2	1	1	2	20	17.5	
at Saint Mary's (CA)	12/29/11	*	37	6	11	.545	0	0	.000	1	2	.500	2	3	5	5.9	3	0	0	3	1	1	13	17.2	
SAN DIEGO	12/31/11	*	23	5	11	.455	0	0	.000	5	6	.833	0	3	3	5.8	2	0	0	2	0	1	15	17.1	
at Loyola Marymount	01/05/12	*	36	9	12	.750	0	1	.000	3	5	.600	1	6	7	5.8	2	0	1	4	1	1	21	17.3	
SAN FRANCISCO	01/07/12	*	30	5	9	.556	0	1	.000	4	4	1.000	0	6	6	5.8	2	0	2	2	1	0	14	17.1	
SANTA CLARA	01/14/12	*	33	8	11	.727	1	1	1.000	4	6	.667	2	3	5	5.8	3	0	1	3	0	0	21	17.3	
at San Diego	01/16/12	*	29	2	12	.167	1	6	.167	2	2	1.000	0	1	1	5.6	2	0	3	3	1	0	7	16.8	
LOYOLA MARYMOUNT	01/19/12	*	37	11	15	.733	0	1	.000	6	7	.857	1	4	5	5.5	4	0	2	1	0	0	28	17.3	
at Pepperdine	01/21/12	*	36	8	14	.571	0	1	.000	4	4	1.000	0	3	3	5.4	1	0	1	3	3	1	20	17.5	
at Virginia Tech	01/25/12	*	38	7	12	.583	1	1	1.000	7	8	.875	2	5	7	5.5	1	0	1	1	3	2	22	17.7	
SAINT MARY'S	01/28/12	*	31	5	9	.556	0	0	.000	5	5	1.000	1	2	3	5.4	3	0	0	3	0	2	15	17.5	
GONZAGA	02/02/12	*	35	10	19	.526	0	0	.000	4	5	.800	2	12	14	5.7	3	0	3	1	2	1	24	17.8	
at Portland	02/04/12	*	24	0	6	.000	0	0	.000	12	12	1.000	2	2	4	5.7	3	0	0	1	1	1	12	17.6	
PEPPERDINE	02/11/12	*	23	3	5	.600	0	0	.000	3	4	.750	1	4	5	5.6	1	0	3	1	3	1	9	17.3	
at San Francisco	02/16/12	*	35	7	13	.538	0	0	.000	2	2	1.000	1	1	2	5.5	2	0	1	3	2	0	16	17.2	
at Santa Clara	02/18/12	*	34	8	14	.571	0	1	.000	5	7	.714	0	5	5	5.5	2	0	3	1	1	2	21	17.3	
at Gonzaga	02/23/12	*	7	0	0	.000	0	0	.000	0	0	.000	0	1	1	5.3	1	0	0	1	0	0	0	16.8	
PORTLAND	02/25/12	DNP																							
vs San Diego	03/02/12		27	8	13	.615	0	1	.000	3	4	.750	1	4	5	5.3	0	0	0	0	2	0	19	16.8	
Totals			30	958	196	345	.568	9	30	.300	121	144	.840	39	126	165	5.3	63	0	47	46	50	26	522	16.8

CAREER STATISTICS (ALL GAMES)

Year	GP	GS	Min	Avg	FG	FGA	Pct	3FG	FGA	Pct	FT	FTA	Pct	Off	Def	TR	Avg	PF	FO	A	TO	Blk	Stl	Pts	Avg
2008-09	27	0	304	11.3	25	43	.581	0	0	.000	16	27	.593	25	38	63	2.3	43	0	7	14	15	6	66	2.4
2009-10	36	30	878	24.4	97	175	.554	1	4	.250	38	44	.864	56	128	184	5.1	78	1	42	21	46	18	233	6.5
2010-11	37	36	1100	29.7	123	247	.498	26	60	.433	48	58	.828	72	148	220	5.9	84	0	59	35	61	21	320	8.6
2011-12	31	30	958	30.9	196	345	.568	9	30	.300	121	144	.840	39	126	165	5.3	63	0	47	46	50	26	522	16.8
TOTAL	131	96	3240	24.7	441	810	.544	36	94	.383	223	273	.817	192	440	632	4.8	268	1	155	116	172	71	1141	8.7

CAREER STATISTICS (CONFERENCE GAMES)

Year	GP	GS	Min	Avg	FG	FGA	Pct	3FG	FGA	Pct	FT	FTA	Pct	Off	Def	TR	Avg	PF	FO	A	TO	Blk	Stl	Pts	Avg
2008-09	15	0	162	10.8	10	19	.526	0	0	.000	7	14	.500	15	19	34	2.3	21	0	4	9	7	5	27	1.8
2009-10	16	16	391	24.4	41	82	.500	0	3	.000	21	23	.913	22	56	78	4.9	33	0	18	9	23	6	103	6.4
2010-11	16	16	513	32.1	42	94	.447	12	33	.364	22	26	.846	30	75	105	6.6	43	0	30	15	23	4	118	7.4
2011-12	15	15	450	30.0	87	161	.540	2	12	.167	60	71	.845	13	56	69	4.6	34	0	20	32	16	11	236	15.7
TOTAL	62	47	1516	24.5	180	356	.506	14	48	.292	110	134	.821	80	206	286	4.6	131	0	72	65	69	26	484	7.8



5 PLAYERS SCORED IN DOUBLE FIGURES

2/4/12 at Portland, 79-60 W, Davies - 18, Carlino - 13, Hartsock - 12, Cusick - 12, Zylstra - 12

6 PLAYERS SCORED IN DOUBLE FIGURES

12/7/11 vs. Weber State, 94-66 W, Hartsock - 19, Austin - 15, Abouo - 15, Rogers - 15, Zylstra - 15, Davies - 11

NO PLAYERS SCORED IN DOUBLE FIGURES

2/21/05 at Air Force, 39-70 L

ONE PLAYER RECORDED A DOUBLE-DOUBLE

2/23/12 at Gonzaga
Charles Abouo and Brandon Davies

TWO PLAYERS RECORD A DOUBLE-DOUBLE

2/23/12 at Gonzaga
Brandon Davies, 23 points, 10 rebounds
Charles Abouo, 10 points, 10 rebounds

TWO DOUBLE-DIGIT REBOUNDERS

2/23/12 at Gonzaga
Davies, Abouo and Austin - 10 rebounds

SIX PLAYERS HAD 5 OR MORE REBOUNDS

1/1/11 vs. Fresno Pacific, C. Collinsworth-8, Rogers-5, Emery-5, Hartsock-5, Abouo-5, Davies-5

FIVE PLAYERS HAD 6 OR MORE REBOUNDS

11/20/10 vs. Chicago State, Abouo-8, K. Collinsworth-7, Rogers-7, Anderson-6, C. Collinsworth-6, Davies-6

FOUR PLAYERS HAD 9 OR MORE REBOUNDS

12/30/06 vs. Seton Hall, Cummmard-12, Plaisted-9
Young-9, Ainge-9

TWO PLAYERS FOULED OUT

2/23/12 vs. Saint Mary's
Bradon Davies, Nate Austin

THREE OR MORE PLAYERS FOULED OUT

1/3/09 vs. Wake Forest
Chris Miles, Gavin MacGregor, Charles Abouo

A BYU PLAYER RECEIVED A TECHNICAL FOUL

2/23/12 at Gonzaga - Brandon Davies

AN OPPONENT PLAYER RECEIVED A TECHNICAL FOUL

12/29/11 vs. Saint Mary's - Stephen Holt

A BYU COACH RECEIVED A TECHNICAL FOUL

1/28/12 vs. Saint Mary's - Dave Rose

AN OPPONENT COACH RECEIVED A TECHNICAL FOUL

12/20/11 vs. Buffalo - Reggie Witherspoon

A BYU PLAYER EJECTED FROM A GAME

11/23/02 vs. Kansas State
Travis Hansen (2 technical fouls)

AN OPPONENT PLAYER EJECTED FROM A GAME

1/30/10 vs. Utah - Marshall Henderson (flagrant foul)

A COACH EJECTED FROM THE GAME

11/30/05 vs. Lamar (at Delta Center)
Lamar coach Billy Tubbs (2 tech. fouls)

AT LEAST TWO PLAYERS SCORED 20+ POINTS

2/25/12 vs. Portland, Davies 25, Zylstra 20

THREE PLAYERS SCORED 20+ POINTS

1/14/12 vs. Santa Clara, Davies 23, Carlino 21, Hartsock 21

FOUR PLAYERS SCORED 20+ POINTS

1/13/79 vs. UNM, D. Ainge-27, Scott Runia-25,
Devin Durrant-20, Alan Taylor-20

TWO PLAYERS SCORED 25+ POINTS

3/18/10 vs. Florida-NCAA 1st Round
Jimmer Fredette 37, Michael Loyd, Jr. 26

A PLAYER SCORED 30+ POINTS

2/16/12 at San Francisco, Matt Carlino, 30

A PLAYER ATTEMPTED 20 OR MORE FIELD GOALS

2/23/12 at Gonzaga, Matt Carlino, 23

A PLAYER WITH 5 OR MORE STEALS

2/23/12 at Gonzaga, Brandon Davies, 6

A PLAYER HAD DOUBLE-DIGIT ASSISTS

12/20/11 vs. Buffalo, Matt Carlino, 11

A PLAYER MADE DOUBLE-DIGIT FREE THROWS

1/21/12 at Pepperdine, Brandon Davies (15-18)

A PLAYER 100% AT FT LINE (MIN. 8 ATTS)

2/4/12 at Portland, Noah Hartsock (12-12)

A PLAYER 100% FROM FLOOR (MIN. 5 ATTS)

1/7/12 vs. San Francisco, Brock Zylstra (8-8)

A PLAYER 100% ON TREYS (MIN. 3 ATTS)

1/7/12 vs. San Francisco, Brock Zylstra (6-6)

DID NOT MAKE A TREY

11/22/96 vs. CS Fullerton (0-9)

LAST TIME OPPONENT DID NOT MAKE A TREY

2/2/08 at Wyoming (0-15)

BYU HAD SIX OR FEWER TURNOVERS

1/11/11 at Utah, 5

BYU COMMITTED 25-PLUS TURNOVERS

12/15/07 vs. Pepperdine, 86-67 W (29)

BYU COMMITTED 11 OR LESS TEAM FOULS IN A GAME

1/21/12 at Pepperdine, 11

BYU SCORED 90 POINTS

1/14/12 vs. Santa Clara, 95-78 W

BYU SCORED 100 POINTS

3/5/11 vs. Wyoming, 102-78 W

BYU SCORED 110 POINTS

12/22/09 vs. Nevada 110-104 W

BYU SCORED LESS THAN 50 POINTS IN A GAME

1/15/08 at UNLV 41-70 L

HELD OPPONENT TO LESS THAN 50 POINTS IN A GAME

12/10/11 at Utah 61-42 W

BYU SCORED LESS THAN 40 POINTS IN A GAME

2/21/05 at Air Force 39-70 L

HELD OPPONENT TO LESS THAN 40 POINTS IN A GAME

11/23/10 vs. Mississippi Valley State 83-36 W

SHOT 60% FG

3/6/10 at TCU, (.623), 38-61

OPPONENT SHOT 60% FG

12/22/05 at Utah State, (.600), 36-60

SHOT 70% FG IN A HALF

3/6/10 at TCU, (.720), 18-25

DID NOT MISS A 2-POINT ATTEMPT IN A HALF

2/23/04 vs. Air Force, 13-13 inside the arc, (14-17, .824 overall)

SHOT LESS THAN 30% FG

2/21/05 at Air Force, (.280), 14-50

SHOT 100% FT

11/26/11 vs. Wisconsin (11-11)

SHOT 90% FT (AT LEAST 10 ATTEMPTS)

11/30/11 vs. Northern Arizona, (.900), 9-10

SHOT LESS THAN 50% FT

11/20/08 vs. North Florida, (.400), 4-10

SHOT 60% THREE-POINTERS

1/7/12 vs. San Francisco, (.632), 12-19

SHOT 70% THREE-POINTERS

1/26/08 vs. New Mexico, (.813), 13-16

OPPONENT SCORED LESS THAN 20 POINTS IN 1ST HALF

12/10/11 at Utah, 17 (25-17, 61-42 W)

OPPONENT SCORED LESS THAN 20 POINTS IN 2ND HALF

1/13/10 at Air Force, 18 (31-18, 67-49 W)

BYU SCORED LESS THAN 20 POINTS IN THE FIRST HALF

2/21/05 at Air Force, 13 (BYU trailed 13-37)

BYU SCORED LESS THAN 20 POINTS IN THE 2ND HALF

1/15/00 vs. Utah, 19

OPPONENT SCORED 50 OR MORE POINTS IN A HALF

1/14/12 vs. Santa Clara, 50 (second half)

BYU SCORED 50 OR MORE POINTS IN FIRST HALF

1/11/11 at Utah, 53

BYU SCORED 50 OR MORE POINTS IN SECOND HALF

1/14/12 vs. Santa Clara, 50 (second half)

BYU SCORED 60 OR MORE POINTS IN FIRST HALF

11/20/10 vs. Chicago State, 60

BYU SCORED 60 OR MORE POINTS IN SECOND HALF

12/22/09 vs. Nevada, 64

WON BY 50 OR MORE POINTS (LARGEST MARGIN EVER)

12/22/06 vs. W. Oregon (62) 102-40

WON BY 50 OR MORE POINTS

11/23/10 vs. Mississippi Valley State (50) 86-36

WON BY 40 OR MORE POINTS

11/23/10 vs. Mississippi Valley State (50) 86-36

WON BY 30 OR MORE POINTS

2/11/12 vs. Pepperdine (38) 86-48

WON BY 25 OR MORE POINTS

1/7/12 vs. San Francisco (25) 81-56

LOST BY 35-PLUS POINTS

11/22/04 vs. North Carolina (36) 86-50

LOST BY 30-PLUS POINTS

2/21/05 at Air Force (31) 39-70

LOST BY 25-PLUS POINTS

1/15/08 at UNLV (29) 70-41

PLAYED AN OVERTIME GAME

3/24/11 vs. Florida, 74-83 (OT)

WON IN SINGLE OVERTIME

2/26/08 at New Mexico, 70-69

LOST IN OVERTIME

3/24/11 vs. Florida, 74-83 (OT)

PLAYED A DOUBLE OT GAME

11/26/10 vs. South Florida, 77-75 (2OT)

PLAYED A TRIPLE OT GAME

2/28/98 at UTEP 76-75 W 3OT

WON 15 STRAIGHT GAMES

2009-10 (15)

WON 10 STRAIGHT GAMES

2010-11 (10)

LOST 3 STRAIGHT GAMES

2004-05 (three times)
last time - @ New Mexico, @ Air Force, @ Utah

LOST 4 STRAIGHT GAMES

2004-05 @ New Mexico, @ Air Force, @ Utah, UNLV

LOST 5 STRAIGHT

2004-05 @ UNM, @ AFA, @ Utah, UNLV, vs. UNM (at MWC)

LOST 9 STRAIGHT

1997-98

LOST 10 STRAIGHT GAMES

1996-97 (21) - school record

PLAYED AN NCAA TOURNAMENT GAME

3/24/11 vs. Florida-Regional Semifinals, 74-83 (OT)

WON AN NCAA TOURNAMENT GAME

3/19/11 vs. Gonzaga-NCAA 3rd Round, 89-67

WON TWO NCAA TOURNAMENT GAMES

1980-81 Princeton 60-51, UCLA 78-55, Notre Dame 51-50, then lost to Virginia 60-74
2010-11 Wofford 74-66, Gonzaga 89-67

WON THREE NCAA TOURNAMENT GAMES

1980-81 Princeton 60-51, UCLA 78-55, Notre Dame 51-50, then lost to Virginia 60-74

WON FOUR NCAA TOURNAMENT GAMES

Never

PLAYED IN THE NIT

3/15/06 at Houston 67-77 L

WON AN NIT GAME

3/14/02 vs. UC Irvine 78-55 W

WON TWO NIT GAMES

1999-00 Bowling Green 81-54, So. Illinois 82-57
Then lost to Notre Dame in quarterfinals

WON THREE NIT GAMES

1965-66 NIT CHAMPIONS
1950-51 NIT CHAMPIONS

WON CONFERENCE TOURNEY

2000-01

WON CONFERENCE REGULAR SEASON

2010-11

WON CONFERENCE REGULAR SEASON OUTRIGHT

2007-08

DEFEATED A RANKED TEAM

2/2/12 vs. Gonzaga (24/RV), 83-73

DEFEATED A RANKED TEAM AT HOME

2/2/12 vs. Gonzaga (24/RV), 83-73

DEFEATED A RANKED TEAM ON THE ROAD

2/26/11 at SDSU (6/4), 80-67

WAS RANKED IN THE TOP 25 AP POLL

3/14/11 Ranked 10th

WAS RANKED IN THE TOP 25 COACHES POLL

3/29/11 Ranked 13th

FINISHED SEASON RANKED IN THE TOP 25 POLLS

2010-11 10th (AP), 13th (Coaches)



Official Basketball Box Score -- Game Totals -- Final Statistics
Brigham Young vs Utah State
11/11/11 7:05 pm at Dee Glen Smith Spectrum

Table with columns: #, Player, FG, 3-P, FT, Rebounds, PF, TP, A, To, Bk, Stl, Min. Includes player stats for Davies, Brandon, Rogers, Stephen, Hartsock, Noah, etc.

FG % 1st Half: 11-22 50.0% 2nd half: 11-25 44.0% Game: 22-47 46.8%
3FG % 1st Half: 2-8 25.0% 2nd half: 1-6 16.7% Game: 3-14 21.4%
FT % 1st Half: 4-6 66.7% 2nd half: 11-16 68.8% Game: 20-29 68.9%

Utah State 69 • 1-0

Table with columns: #, Player, FG, 3-P, FT, Rebounds, PF, TP, A, To, Bk, Stl, Min. Includes player stats for Grim, Moran, Jardine, Brady, etc.

FG % 1st Half: 10-21 47.6% 2nd half: 12-27 44.4% Game: 22-48 45.8%
3FG % 1st Half: 2-5 40.0% 2nd half: 3-10 30.0% Game: 5-15 33.3%
FT % 1st Half: 8-12 66.7% 2nd half: 12-17 70.6% Game: 20-29 69.0%

Officials: Bobby McKay <R>, Mike Eggers <U>, Sam Haddad <U>
Technical fouls: Brigham Young None, Utah State None.
Attendance: 10270

Score by periods table with columns: 1st, 2nd, Total. Includes BYU Cougars and Utah State rows.

Last FG - BY 2nd-00:09, USU 2nd-00:35.
Largest lead - BY by 4 2nd-11:03, USU by 2nd-01:06.

Official Basketball Box Score -- Game Totals -- Final Statistics
Prairie View A&M vs BYU
11/22/11 7:05 pm at Provo, Utah, Marriott Center

Table with columns: #, Player, FG, 3-P, FT, Rebounds, PF, TP, A, To, Bk, Stl, Min. Includes player stats for Demulch, Jordan, Havelid, etc.

FG % 1st Half: 10-21 32.3% 2nd half: 10-28 26.3% Game: 20-49 29.0%
3FG % 1st Half: 1-10 10.0% 2nd half: 1-2 20.0% Game: 2-12 15.0%
FT % 1st Half: 4-7 57.1% 2nd half: 4-9 44.4% Game: 8-16 50.0%

BYU 90 • 3-1, 0-0

Table with columns: #, Player, FG, 3-P, FT, Rebounds, PF, TP, A, To, Bk, Stl, Min. Includes player stats for Davies, Brandon, ABDOU, Charles, etc.

FG % 1st Half: 10-23 43.5% 2nd half: 19-28 67.9% Game: 29-51 56.9%
3FG % 1st Half: 4-10 40.0% 2nd half: 10-16 62.5% Game: 14-26 53.8%
FT % 1st Half: 4-7 57.1% 2nd half: 10-17 58.8% Game: 20-29 69.0%

Officials: Michael Eggers, Jeff Keith, Coban Lyons
Technical fouls: Prairie View A&M-Bell, Corbett, Lueck
Technical fouls: BYU None, Utah State None.
Attendance: 11760

Score by periods table with columns: 1st, 2nd, Total. Includes Prairie View A&M and BYU Cougars rows.

Last FG - PVA 2nd-00:28, BYU 2nd-00:50.
Largest lead - PVA 2nd-01:16, BYU by 41 2nd-04:43.

Official Basketball Box Score -- Game Totals -- Final Statistics
BYU-Hawaii vs BYU
11/15/11 7:05 pm at Provo, Utah, Marriott Center

Table with columns: #, Player, FG, 3-P, FT, Rebounds, PF, TP, A, To, Bk, Stl, Min. Includes player stats for Hurst, Brady, Funk, Brocketh, etc.

FG % 1st Half: 6-31 19.4% 2nd half: 15-37 40.5% Game: 21-68 30.9%
3FG % 1st Half: 2-13 15.4% 2nd half: 4-13 30.8% Game: 6-26 23.1%
FT % 1st Half: 3-6 50.0% 2nd half: 3-3 0.0% Game: 3-9 33.3%

BYU 73 • 1-1

Table with columns: #, Player, FG, 3-P, FT, Rebounds, PF, TP, A, To, Bk, Stl, Min. Includes player stats for ABDOU, Charles, Davies, Brandon, etc.

FG % 1st Half: 15-30 50.0% 2nd half: 17-35 48.6% Game: 32-65 49.3%
3FG % 1st Half: 3-11 27.3% 2nd half: 1-2 50.0% Game: 4-13 30.8%
FT % 1st Half: 7-8 87.5% 2nd half: 10-17 58.8% Game: 17-25 68.0%

Officials: Glen Meyberry, James Giron, Casey McChesin
Technical fouls: BYU-Hawaii None, BYU None.
Attendance: 13435

Score by periods table with columns: 1st, 2nd, Total. Includes BYU Cougars and Hawaii rows.

Last FG - BYU 2nd-01:23, BYU 2nd-03:00.
Largest lead - BYU 2nd-01:23, BYU by 26 1st-04:06.

Official Basketball Box Score -- Game Totals -- Final Statistics
Nevada Wolf Pack vs BYU Cougars
11-25-11 5:00 pm at Sears Center Hoffman Estates, IL

Table with columns: #, Player, FG, 3-P, FT, Rebounds, PF, TP, A, To, Bk, Stl, Min. Includes player stats for Nyeko, Patrick, Hartsock, Noah, etc.

FG % 1st Half: 10-29 34.5% 2nd half: 11-27 40.7% Game: 21-56 37.6%
3FG % 1st Half: 2-5 40.0% 2nd half: 3-15 20.0% Game: 5-20 25.0%
FT % 1st Half: 5-6 83.3% 2nd half: 3-7 42.9% Game: 8-13 61.5%

BYU Cougars 76 • 4-1

Table with columns: #, Player, FG, 3-P, FT, Rebounds, PF, TP, A, To, Bk, Stl, Min. Includes player stats for Davies, Brandon, Hartsock, Noah, etc.

FG % 1st Half: 14-30 46.7% 2nd half: 12-18 66.7% Game: 26-48 54.2%
3FG % 1st Half: 2-8 25.0% 2nd half: 6-10 60.0% Game: 8-18 44.4%
FT % 1st Half: 4-6 66.7% 2nd half: 3-7 42.9% Game: 6-13 46.2%

Officials: Tim Kelly, Tony Dawkins, Ron Tyburk
Technical fouls: Nevada Wolf Pack-None, BYU Cougars-None.
Attendance: 12845

Score by periods table with columns: 1st, 2nd, Total. Includes Nevada Wolf Pack and BYU Cougars rows.

Last FG - NEVADA 2nd-00:08, BYU 2nd-01:07.
Largest lead - NEVADA by 12 1st-21:25, BYU by 21 2nd-01:07.

Official Basketball Box Score -- Game Totals -- Final Statistics
Longwood vs BYU
11/18/11 7:05 pm at Provo, Utah, Marriott Center

Table with columns: #, Player, FG, 3-P, FT, Rebounds, PF, TP, A, To, Bk, Stl, Min. Includes player stats for Bowman, Jeremiah, Washington, Martiz, etc.

FG % 1st Half: 11-20 55.0% 2nd half: 12-28 42.9% Game: 23-48 47.5%
3FG % 1st Half: 5-13 38.5% 2nd half: 4-9 44.4% Game: 9-22 40.9%
FT % 1st Half: 3-7 42.9% 2nd half: 3-7 42.9% Game: 6-14 42.9%

BYU 92 • 2-1

Table with columns: #, Player, FG, 3-P, FT, Rebounds, PF, TP, A, To, Bk, Stl, Min. Includes player stats for Davies, Brandon, ABDOU, Charles, etc.

FG % 1st Half: 11-25 44.0% 2nd half: 21-33 63.6% Game: 32-58 55.2%
3FG % 1st Half: 6-15 40.0% 2nd half: 9-14 64.3% Game: 15-29 51.7%
FT % 1st Half: 7-13 53.8% 2nd half: 6-10 60.0% Game: 13-23 56.5%

Officials: Daryl Gelinas, Mark Cook, Jeffrey Kent
Technical fouls: Longwood-None, BYU-None.
Attendance: 10273

Score by periods table with columns: 1st, 2nd, Total. Includes Longwood and BYU Cougars rows.

Last FG - BYU 2nd-01:09, BYU 2nd-00:21.
Largest lead - BYU by 16 1st-16:10, BYU by 32 2nd-00:21.

Official Basketball Box Score -- Game Totals -- Final Statistics
Wisconsin 73 • 6-0

Table with columns: #, Player, FG, 3-P, FT, Rebounds, PF, TP, A, To, Bk, Stl, Min. Includes player stats for BRUST, Ben, FANEY, Dan, etc.

FG % 1st Half: 12-28 42.9% 2nd half: 15-25 60.0% Game: 27-53 50.9%
3FG % 1st Half: 7-14 50.0% 2nd half: 9-14 64.3% Game: 16-28 57.1%
FT % 1st Half: 3-4 75.0% 2nd half: 3-4 75.0% Game: 6-8 75.0%

BYU Cougars 56 • 4-2

Table with columns: #, Player, FG, 3-P, FT, Rebounds, PF, TP, A, To, Bk, Stl, Min. Includes player stats for Davies, Brandon, ZYLSTRA, Brock, etc.

FG % 1st Half: 13-26 50.0% 2nd half: 9-25 36.0% Game: 22-51 43.0%
3FG % 1st Half: 5-10 50.0% 2nd half: 6-10 60.0% Game: 11-20 55.0%
FT % 1st Half: 3-4 75.0% 2nd half: 6-10 60.0% Game: 9-14 64.3%

Officials: Bill Covington, Tony Dawkins, Bob Tosta
Technical fouls: Wisconsin-None, BYU Cougars-None.
Attendance: 2634

Score by periods table with columns: 1st, 2nd, Total. Includes Wisconsin and BYU Cougars rows.

Last FG - WSU 2nd-00:51, BYU 2nd-00:52.
Largest lead - WSU by 22 1st-15:11, BYU by 41 2nd-04:42.

Official Basketball Box Score -- Game Totals -- Final Statistics
Webster State vs BYU
12/07/11 7:05 pm at Provo, Utah, Marriott Center

Table with columns: #, Player, FG, 3-P, FT, Rebounds, PF, TP, A, To, Bk, Stl, Min. Includes player stats for Lillard, Damian, Bamforth, Scott, etc.

FG % 1st Half: 12-37 32.4% 2nd half: 10-29 34.5% Game: 22-66 33.3%
3FG % 1st Half: 4-11 36.4% 2nd half: 2-11 18.2% Game: 6-22 27.3%
FT % 1st Half: 7-9 77.8% 2nd half: 10-10 100.0% Game: 17-19 89.5%

BYU 94 • 7-2, 0-0

Table with columns: #, Player, FG, 3-P, FT, Rebounds, PF, TP, A, To, Bk, Stl, Min. Includes player stats for Davies, Brandon, ABDOU, Charles, etc.

FG % 1st Half: 18-44 40.9% 2nd half: 21-33 63.6% Game: 39-77 50.6%
3FG % 1st Half: 4-11 36.4% 2nd half: 4-9 44.4% Game: 8-20 40.0%
FT % 1st Half: 7-8 87.5% 2nd half: 1-5 20.0% Game: 8-13 61.5%

Officials: Eric Curry, Jon Sigilano, Scott Brown
Technical fouls: Webster State-BAMFORTH, Scott, BYU-None.
Attendance: 11676

Score by periods table with columns: 1st, 2nd, Total. Includes Webster State and BYU Cougars rows.

Last FG - WSU 2nd-00:51, BYU 2nd-00:52.
Largest lead - WSU by 31 1st-15:11, BYU by 34 2nd-04:02.

Official Basketball Box Score -- Game Totals -- Final Statistics
BYU vs Utah
12/10/11 8:00 pm at Salt Lake City, UT (Huntsman Center)

BYU 61 - 8-2

#	Player	Total		3-Pr		Rebounds		PF	TP	A	TO	Bk	Stl	Min
		FG	FGA	FT	FTA	Off	Def							
00	DAVIES, Brandon	1-4	0-0	1-2	3	6	9	3	1	1	1	1	1	25
04	HARTSOCK, Noah	6-9	1-2	6-6	2	5	7	2	19	1	4	0	0	36
01	ABOU, Charles	4-6	1-2	2-2	4	6	3	11	0	2	1	1	1	25
13	ZYLSTRA, Brock	2-6	2-5	0-0	1	2	1	6	4	0	0	0	0	28
02	WINDER, Anson	0-5	4-0	1-2	1	1	1	1	2	0	0	0	0	12
02	CUSICK, Craig	2-5	2-4	4-5	0	3	3	10	6	2	0	0	0	28
14	MARTINEAU, Nick	0-0	0-0	0-0	1	1	0	0	0	0	0	0	0	1
21	ROGERS, Stephen	2-8	1-5	0-2	0	3	2	5	1	1	1	0	1	19
24	HARRISON, Damarcus	1-5	1-4	0-0	0	0	1	3	0	0	0	0	0	8
33	AUSTIN, Nate	1-1	1-1	0-0	0	5	3	3	1	0	0	0	0	18
Team														
Totals		19-49	9-27	14-19	13	41	19	61	15	10	7	2	0	200

FG % 1st Half: 7-26 26.9% 2nd Half: 12-23 52.2% Game: 19-49 38.8%
3FG % 1st Half: 5-16 31.3% 2nd Half: 4-11 36.4% Game: 9-27 33.3%
FT % 1st Half: 6-9 66.7% 2nd Half: 8-10 80.0% Game: 14-19 73.3%

Utah 42 - 1-8

#	Player	Total		3-Pr		Rebounds		PF	TP	A	TO	Bk	Stl	Min
		FG	FGA	FT	FTA	Off	Def							
10	Farr, Dion	1-8	0-1	1-2	0	7	7	2	3	0	2	1	2	32
43	Martin, Cedric	2-6	2-5	4-4	0	3	3	1	10	0	1	1	1	35
02	Washington, Jason	0-7	0-0	0-0	0	3	6	0	2	0	0	0	0	18
00	Hines, Chris	0-4	0-3	0-0	0	0	0	0	0	0	0	0	0	17
15	Watkins, Josh	6-15	4-4	1-6	4	5	3	14	5	3	1	0	0	27
03	Odum, Anthony	0-2	0-0	0-0	0	2	1	2	0	0	0	0	0	14
05	Stroy, Kareem	2-7	1-4	2-2	1	4	6	3	0	0	0	0	0	27
21	Dawson, Javon	0-1	0-0	3-4	4	1	5	1	3	1	0	0	0	19
25	Wilkinson, Blake	0-2	0-0	0-0	1	2	2	0	1	0	1	1	1	11
Team														
Totals		14-52	3-17	11-18	11	24	35	19	42	6	10	4	2	200

FG % 1st Half: 4-22 18.2% 2nd Half: 10-30 33.3% Game: 14-52 26.9%
3FG % 1st Half: 1-9 11.1% 2nd Half: 1-8 12.5% Game: 2-17 13.0%
FT % 1st Half: 8-10 80.0% 2nd Half: 3-8 37.5% Game: 11-18 61.1%

Officials: Derek White, Bobby McRoy, Glen Mayberry
Technical fouls: BYU-None; Utah-None.
Attendance: 1027

Score by periods	1st	2nd	Total
BYU	25	36	61
Utah	17	25	42

Last FG - BYU 2nd-00:39, BU 2nd-01:12
Largest lead - BYU by 2nd-00:39, BU by 1st-14:17.33.
Score tied - 3 times.
Lead changed - 2 times.

Official Basketball Box Score -- Game Totals -- Final Statistics
BYU vs BYU
12/17/11 12:05 pm at Provo, Utah, Marriott Center

BYU 86 - 9-0, 0-0

#	Player	Total		3-Pr		Rebounds		PF	TP	A	TO	Bk	Stl	Min
		FG	FGA	FT	FTA	Off	Def							
01	Jones III, Perry	11-16	2-2	4-7	3	5	8	3	28	4	1	0	3	33
04	Acy, Quincy	3-7	0-0	2-4	0	4	2	8	0	1	0	1	0	27
05	Heslop, Brady	6-10	6-10	0-0	1	18	2	5	0	2	3	0	0	23
22	Walton, A.J.	2-4	1-3	0-1	0	4	4	3	5	0	1	0	2	17
20	Miller, Quincy	4-9	0-0	1-3	4	3	8	1	2	2	0	0	0	22
00	Franklin, Gary	2-4	2-4	0-0	0	2	1	18	2	4	1	1	0	13
14	Bello, Deuce	0-1	0-1	0-0	0	1	0	1	0	1	0	0	0	6
24	Jefferson, Cory	0-3	0-0	0-0	0	1	0	1	0	0	0	0	0	10
41	Jones, Anthony	1-1	0-1	0-0	1	0	1	1	1	1	1	0	0	10
55	Jackson, Pierre	4-8	2-4	3-3	0	3	3	13	7	5	1	1	3	30
Team														
Totals		32-63	13-25	9-15	10	21	31	19	86	17	13	4	0	200

FG % 1st Half: 13-28 46.4% 2nd Half: 19-35 53.9% Game: 32-63 50.8%
3FG % 1st Half: 6-10 60.0% 2nd Half: 7-15 46.7% Game: 13-25 52.0%
FT % 1st Half: 6-10 60.0% 2nd Half: 3-5 60.0% Game: 9-15 60.0%

BYU 83 - 8-3, 0-0

#	Player	Total		3-Pr		Rebounds		PF	TP	A	TO	Bk	Stl	Min
		FG	FGA	FT	FTA	Off	Def							
00	DAVIES, Brandon	6-15	0-1	6-9	5	8	13	1	18	1	1	1	1	36
01	ABOU, Charles	2-10	1-4	2-2	6	3	9	4	17	2	5	1	0	22
02	CUSICK, Craig	3-8	0-2	0-0	0	0	0	0	0	0	0	0	0	18
13	ZYLSTRA, Brock	1-4	1-2	1-2	0	7	7	1	4	3	3	0	0	38
34	HARTSOCK, Noah	7-14	0-1	1-3	2	5	15	1	1	1	2	3	0	27
00	CARLINO, Matt	7-2	4-0	0-0	0	2	1	18	2	4	1	1	0	24
20	WINDER, Anson	0-0	0-0	1-2	0	0	0	1	0	0	0	0	0	3
24	HARRISON, Damarcus	3-7	1-3	1-4	1	2	3	2	8	1	1	1	1	15
33	AUSTIN, Nate	1-1	0-1	0-0	0	1	0	1	1	1	0	0	0	7
Team														
Totals		32-68	7-21	12-20	19	25	44	19	83	14	16	6	2	200

FG % 1st Half: 16-35 45.7% 2nd Half: 16-33 48.5% Game: 32-68 47.1%
3FG % 1st Half: 4-14 28.6% 2nd Half: 6-10 60.0% Game: 10-24 41.3%
FT % 1st Half: 6-10 60.0% 2nd Half: 6-10 60.0% Game: 12-20 60.0%

Officials: Rick Crawford, Keith Kimble, Joe DeBuss
Technical fouls: BYU-None; BYU-None.
Attendance: 2700
Marriott Center sold out

Score by periods	1st	2nd	Total
BYU	35	48	83
BYU	41	42	83

Last FG - BU 2nd-00:20, BU 2nd-01:50
Largest lead - BU by 9 2nd-06:17, BU by 13 1st-02:29.
Score tied - 12 times.
Lead changed - 7 times.

Official Basketball Box Score -- Game Totals -- Final Statistics
BYU vs BYU
12/20/11 7:05 pm at Provo, Utah, Marriott Center

Buffalo 78 - 6-2, 0-0

#	Player	Total		3-Pr		Rebounds		PF	TP	A	TO	Bk	Stl	Min
		FG	FGA	FT	FTA	Off	Def							
02	OLDHAM, Jared	2-3	1-2	0-0	0	4	3	5	9	3	0	3	3	31
05	FILZEN, Zach	5-7	4-6	0-0	0	0	0	1	14	1	4	0	3	37
24	MCCREY, Javon	6-11	0-0	4-5	0	4	3	16	1	2	1	0	23	
21	WATT, Mitchell	7-12	1-1	3-4	1	7	8	18	2	5	2	1	32	
22	BARNETT, Dave	4-11	2-5	0-0	0	4	4	10	5	0	1	0	34	
01	WATSON, Tony	1-3	0-2	0-0	0	0	0	1	2	1	2	0	0	8
10	RALEY-CROSS, Corey	0-0	0-0	0-0	0	0	0	0	0	0	0	0	0	3
25	FORD, Xavier	0-2	0-0	0-0	1	1	0	0	0	0	0	0	0	1
20	ROBINSON, Titus	1-2	0-0	5-6	1	1	4	7	1	2	0	0	0	16
32	THOMAS-EDWARDS, Ra	1-1	0-0	0-0	1	0	1	0	2	1	0	0	0	7
33	DOWNING, Cameron	1-1	0-0	2-2	0	0	1	4	0	0	0	0	0	8
Team														
Totals		28-53	8-16	14-17	4	24	28	17	78	20	3	8	2	200

FG % 1st Half: 14-26 53.8% 2nd Half: 14-27 51.9% Game: 28-53 52.8%
3FG % 1st Half: 4-9 44.4% 2nd Half: 4-7 57.1% Game: 8-16 50.0%
FT % 1st Half: 7-8 87.5% 2nd Half: 7-9 77.8% Game: 14-17 82.4%

BYU 93 - 8-3, 0-0

#	Player	Total		3-Pr		Rebounds		PF	TP	A	TO	Bk	Stl	Min
		FG	FGA	FT	FTA	Off	Def							
00	DAVIES, Brandon	1-3	0-0	0-2	3	1	3	2	1	0	2	1	0	22
01	ABOU, Charles	3-10	1-3	1-2	2	4	6	8	4	4	0	2	2	24
10	CARLINO, Matt	7-12	1-1	3-4	1	7	8	18	2	5	2	1	32	
13	ZYLSTRA, Brock	9-16	4-10	4-2	2	26	4	2	0	4	0	0	38	
34	HARTSOCK, Noah	7-9	0-1	2-3	1	3	16	2	0	0	1	0	16	
02	CUSICK, Craig	2-4	0-0	0-0	0	0	0	0	0	0	0	0	0	8
12	SHARP, Josh	2-3	0-1	0-0	0	0	0	4	1	0	0	0	0	14
14	MARTINEAU, Nick	0-1	0-0	0-0	0	0	0	0	0	0	0	0	0	1
20	WINDER, Anson	7-8	6-7	0-0	0	0	20	3	0	1	1	1	19	
33	AUSTIN, Nate	2-4	0-1	3-4	3	1	4	7	1	1	0	0	24	
Team														
Totals		34-64	13-29	12-17	11	22	33	19	93	29	16	2	13	200

FG % 1st Half: 18-35 51.4% 2nd Half: 16-29 55.2% Game: 34-64 53.1%
3FG % 1st Half: 7-16 43.8% 2nd Half: 6-7 85.

Official Basketball Box Score -- Game Totals -- Final Statistics

Santa Clara vs BYU
01/14/12 6:05 pm at Provo, Utah, Marriott Center

Santa Clara 78 • 8-9, 0-4

#	Player	Total		3-Pr		Rebounds		PF	TP	A	TO	Bk	Stl	Min	
		FG	FGA	FGA	FT	FT	Def								Off
00	ROQUEMURE, Evan	3	9	1	4	0	1	1	2	11	3	1	0	1	32
01	FOSTER, Kevin	6	12	4	6	0	1	1	4	5	2	0	1	1	34
05	MCARTHUR, John	2	6	0	0	1	2	3	4	0	2	0	0	0	26
11	HARRISON, Nivi	7	9	4	1	2	3	18	0	2	0	0	0	20	
42	COWLES, Raymond III	0	1	0	0	1	1	1	1	1	1	0	0	1	14
63	CLARK, Brandon	2	6	0	3	1	1	0	5	3	2	0	1	13	
65	AKVENUEK, Jordan	0	0	0	0	0	0	0	0	0	0	0	0	1	
20	JOHNSON, Denzel	0	0	0	0	0	0	0	0	0	0	0	0	2	
24	CLARKE, Julian	0	1	0	0	0	0	0	0	0	0	0	0	0	
25	GARETT, Robert	2	3	0	2	2	4	1	0	0	1	0	1	11	
44	ATANG, Yanick	0	1	0	0	0	5	4	0	1	0	0	1	10	
Team		27	58	15	25	15	25	6	20	26	11	11	2	4	200
Totals		27	58	15	25	15	25	6	20	26	11	11	2	4	200

FG % 1st Half: 15.0% 51.7% 2nd Half: 12.9% 41.4% Game: 25.0% 46.6%
3FG % 1st Half: 0.0% 0.0% 2nd Half: 3.1% 21.4% Game: 9.2% 38.0%
FT % 1st Half: 9.1% 60.0% 2nd Half: 9.1% 60.0% Game: 15.2% 60.0%

BYU 95 • 15-4, 4-1

#	Player	Total		3-Pr		Rebounds		PF	TP	A	TO	Bk	Stl	Min	
		FG	FGA	FGA	FT	FT	Def								Off
00	DAVIES, Brandon	9	13	0	5	7	0	4	23	2	2	1	2	29	
01	ABDOU, Charles	3	6	1	2	6	0	1	4	13	3	1	0	11	
10	CARLINO, Matt	7	12	3	6	4	0	3	21	8	1	1	1	33	
13	ZYLSTRA, Brock	3	13	0	4	4	2	7	2	1	0	1	0	29	
14	HARTSOCK, Noah	6	11	4	6	2	3	5	21	1	3	0	0	33	
62	CUSICK, Craig	1	1	1	0	0	0	2	3	0	1	0	0	19	
12	SHARP, Josh	0	0	0	0	0	0	2	0	0	0	0	0	2	
20	WINDER, Anson	0	0	0	0	0	0	0	0	0	0	0	0	0	
21	ROGERS, Stephen	1	6	0	3	3	0	0	0	0	0	0	0	12	
24	HARRISON, Damarcus	0	2	0	1	1	0	0	0	0	0	0	0	2	
33	AUSTIN, Nate	1	1	0	0	2	2	3	0	0	0	0	0	16	
Team		33	58	7	17	22	9	30	49	21	2	0	2	7	200
Totals		33	58	7	17	22	9	30	49	21	2	0	2	7	200

FG % 1st Half: 15.2% 53.6% 2nd Half: 18.3% 60.0% Game: 33.5% 56.9%
3FG % 1st Half: 4.8% 50.0% 2nd Half: 18.3% 60.0% Game: 25.0% 46.6%
FT % 1st Half: 11.1% 73.3% 2nd Half: 11.1% 73.3% Game: 12.5% 75.9%

Officials: Rick Betsell, Randy Burkhardt, Mike Peterson
Technical fouls: Santa Clara-None, BYU-None.
Attendance: 16116

Score by periods	1st		2nd		Total		Points	In	Off	2nd	Fast	Bench
	BYU	SC	BYU	SC	BYU	SC						
Santa Clara	42	36	78				30	14	6	9	9	10
BYU	45	50	95				30	16	10	10	10	12

Start FG - SCU 2nd-02-12, BYU 2nd-02-19
Largest lead - SCU by 2 1st-16:22, BYU by 17 2nd-08:08

Official Basketball Box Score -- Game Totals -- Final Statistics

BYU vs San Diego
01/16/12 7:05pm at San Diego, CA (Jenny Garret Pavilion)

BYU 82 • 16-4 (5-1 WCC)

#	Player	Total		3-Pr		Rebounds		PF	TP	A	TO	Bk	Stl	Min	
		FG	FGA	FGA	FT	FT	Def								Off
00	DAVIES, Brandon	9	13	0	6	12	2	2	2	1	2	1	32		
01	ABDOU, Charles	3	6	1	2	6	0	1	4	13	3	1	0	11	
34	HARTSOCK, Noah	2	12	1	2	2	7	3	3	1	0	0	0	29	
10	CARLINO, Matt	5	10	2	5	2	14	2	4	1	0	0	0	25	
14	ZYLSTRA, Brock	4	6	0	0	0	0	0	0	0	0	0	0	18	
62	CUSICK, Craig	3	2	2	0	1	1	0	8	0	0	0	0	16	
12	SHARP, Josh	0	0	0	0	0	0	0	0	0	0	0	0	2	
14	MARTINEAU, Nick	0	0	0	0	0	0	0	0	0	0	0	0	0	
20	WINDER, Anson	0	0	0	0	0	0	0	0	0	0	0	0	0	
21	ROGERS, Stephen	1	1	0	0	0	0	0	0	0	0	0	0	5	
24	HARRISON, Damarcus	0	0	0	0	0	0	0	0	0	0	0	0	0	
33	AUSTIN, Nate	2	4	1	2	3	5	2	7	1	2	0	0	10	
Team		28	62	11	24	15	21	11	31	46	11	8	2	4	200
Totals		28	62	11	24	15	21	11	31	46	11	8	2	4	200

FG % 1st Half: 14.3% 41.2% 2nd Half: 14.2% 50.0% Game: 28.2% 45.2%
3FG % 1st Half: 5.2% 41.7% 2nd Half: 15.2% 50.0% Game: 11.2% 45.8%
FT % 1st Half: 4.6% 50.0% 2nd Half: 11.5% 73.3% Game: 15.2% 71.4%

San Diego 63 • 6-11 (1-4 WCC)

#	Player	Total		3-Pr		Rebounds		PF	TP	A	TO	Bk	Stl	Min
		FG	FGA	FGA	FT	FT	Def							
22	RANCHER, Ken	3	6	1	2	0	4	2	7	2	2	0	1	23
00	KRANEK, Dennis	0	2	0	0	3	2	6	12	3	0	4	2	34
05	FAJESIMIN, Simi	0	0	0	0	1	2	2	4	1	0	0	0	15
00	ANDERSON, Christopher	0	1	0	0	2	2	1	11	3	4	0	0	39
01	DEE, Johnny	3	8	1	2	0	4	0	7	17	1	2	0	31
03	NORRIS, Darian	1	6	1	4	0	3	3	0	2	1	0	0	18
64	KERR, Nick	0	1	0	0	0	0	0	0	0	0	0	0	0
09	MILES, Cameron	3	7	0	0	1	1	0	0	0	0	0	0	19
24	BANKER, Blair	0	0	0	0	0	0	0	0	0	0	0	0	0
31	SINIS, John	0	2	0	0	0	1	2	0	0	0	0	0	7
34	MAREUSA, Chris	2	4	1	2	3	5	2	7	1	2	0	0	20
Team		24	59	6	19	9	12	4	24	37	11	2	0	10
Totals		24	59	6	19	9	12	4	24	37	11	2	0	10

FG % 1st Half: 10.5% 40.0% 2nd Half: 16.0% 46.2% Game: 26.9% 46.2%
3FG % 1st Half: 1.6% 16.7% 2nd Half: 5.1% 38.5% Game: 6.1% 31.6%
FT % 1st Half: 0.0% 0.0% 2nd Half: 9.1% 75.0% Game: 9.1% 75.0%

Officials: Dick Cartmel, Mike Reed, Tony Padilla
Technical fouls: BYU-None, San Diego-None.
Attendance: 3204

Score by periods	1st		2nd		Total		Points	In	Off	2nd	Fast	Bench
	BYU	SD	BYU	SD	BYU	SD						
San Diego	29	34	63				26	18	7	4	12	17
BYU	25	57	82				26	6	6	9	25	18

Start FG - BYU 2nd-04:27, USD 2nd-00:58
Largest lead - BYU by 22 2nd-07:52, USD by 17 1st-15:32

Official Basketball Box Score -- Game Totals -- Final Statistics

Loyola Marymount vs BYU
01/19/12 6:35 pm at Provo, Utah, Marriott Center

Loyola Marymount 82 • 11-8, 4-2

#	Player	Total		3-Pr		Rebounds		PF	TP	A	TO	Bk	Stl	Min
		FG	FGA	FGA	FT	FT	Def							
03	IRELAND, Anthony	3	9	1	2	12	4	2	3	27	5	6	0	34
05	HAMILTON, Ashley	3	7	0	3	5	2	7	3	9	0	0	0	23
12	ARMSTEAD, LaRon	2	11	2	8	6	6	6	1	12	3	2	1	32
22	OKONI, Godwin	0	0	0	0	1	4	5	4	1	0	0	1	24
24	VINNEY, Drew	7	21	1	5	7	2	4	6	21	3	2	1	34
01	ENGLISH, Bruce	1	3	1	2	2	0	1	2	5	0	0	0	7
02	BLACKWELL, C.J.	1	3	1	2	0	0	0	0	3	1	0	1	9
15	OSBORNE, Alex	2	3	0	0	0	0	0	0	2	4	0	1	16
20	LAWSON, Quincy	0	1	0	0	0	0	0	0	1	0	0	0	4
24	EGBEYEMI, Ayodeji	0	3	0	2	4	0	1	5	4	0	3	1	0
Team		23	53	7	22	29	36	23	24	68	13	14	4	10
Totals		23	53	7	22	29	36	23	24	68	13	14	4	10

FG % 1st Half: 13.3% 41.9% 2nd Half: 10.2% 45.5% Game: 23.3% 43.2%
3FG % 1st Half: 4.1% 30.0% 2nd Half: 7.9% 33.3% Game: 7.9% 30.8%
FT % 1st Half: 4.6% 66.7% 2nd Half: 29.3% 83.3% Game: 29.3% 80.6%

BYU 68 • 16-5, 2-2

#	Player	Total		3-Pr		Rebounds		PF	TP	A	TO	Bk	Stl	Min
		FG	FGA	FGA	FT	FT	Def							
00	DAVIES, Brandon	4	8	0	6	8	2	7	9	14	2	2	0	31
01	ABDOU, Charles	2	4	0	0	1	1	2	3	4	1	0	0	24
10	CARLINO, Matt	2	10	1	7	0	1	3	4	4</				

Official Basketball Box Score -- Game Totals -- Final Statistics
BYU vs San Francisco
02/16/12 7:00 PM at San Francisco, CA; War Memorial Gym

BYU 85 • 22-6,10-3 WCC

#	Player	Total	3-Ptr	Rebounds	PF	TP	A	O	Bk	Stl	Min
		FG-FGA	FG-FGA	FT-FTA	Off Def Tot	PP	TP	A	O	Bk	Stl
00	DAVIES, Brandon	3-7	0-0	0-0	0 5 5	4	6	2	2	0	21
01	ABOUO, Charles	6-13	2-6	0-0	2 4 6	2	16	4	2	0	34
10	CARLINO, Matt	13-19	4-7	0-1	0 4 4	1	30	3	3	0	47
20	WINDER, Anson	3-5	0-0	2-2	0 6 6	2	8	2	2	0	22
34	HARTSOCK, Noah	7-13	0-0	1-1	1 2 3	1	16	1	3	2	35
02	CUSICK, Craig	0-2	0-1	1-2	0 0 0	1	1	0	0	0	13
12	SHARP, Josh	0-1	0-0	0-0	0 0 0	1	0	0	0	0	2
13	ZYLSTRA, Brock	1-5	0-3	1-2	1 3 4	0	3	1	1	0	18
23	AUSTIN, Nate	3-4	0-0	2-2	5 0 0	1	1	1	1	1	18
	Team	36-67	7-17	6-9	7 25 32	18	85	15	12	5	100
	Totals										

FG % 1st Half: 20-35 57.1% 2nd half: 16-32 50.0% Game: 36-67 53.7% Deadead Rebounds: 2

San Francisco 84 • 17-11, 7-7 WCC

#	Player	Total	3-Ptr	Rebounds	PF	TP	A	O	Bk	Stl	Min
		FG-FGA	FG-FGA	FT-FTA	Off Def Tot	PP	TP	A	O	Bk	Stl
05	WILLIAMS, Michael	2-10	1-6	0-4	0 1 1	0	5	1	1	0	26
13	GREEN, Rashad	5-14	1-4	1-1	2 5 7	4	12	1	0	0	34
22	BLACKWELL, Perris	9-11	0-0	3-3	6 11 17	3	18	5	0	1	34
32	CALOJARG, Angelo	7-13	3-8	6-6	1 5 6	1	23	5	2	2	38
45	DOOLIN, Cody	6-11	4-8	0-0	1 5 6	1	16	7	2	0	35
02	JOHNSON, Avery	0-1	0-1	0-0	0 0 0	0	1	0	0	0	7
21	DICKERSON, Cole	4-9	4-4	1-1	4 2 6	1	10	1	1	2	23
30	WEY, Jay	0-0	0-0	0-0	0 0 0	0	0	0	0	0	2
31	HOFFMANN, Gavin	0-1	0-1	0-0	0 0 0	0	0	0	0	0	1
	Team	33-70	10-32	8-15	17 25 42	11	84	17	14	4	50
	Totals										

FG % 1st Half: 17-30 56.7% 2nd half: 16-40 40.0% Game: 33-70 47.1% Deadead Rebounds: 0

Score by periods

BYU	1st	2nd	Total
BYU	49	36	85
San Francisco	44	40	84

Last FG - BYU 2nd-00:21, USF 2nd-00:47.
 Largest lead - BYU by 11 1st-12:11, USF by 1 2nd-00:47.

Official Basketball Box Score -- Game Totals -- Final Statistics
Portland vs BYU
02/16/12 4:05 pm at Provo, Utah, Marriott Center

Portland 66 • 6-23, 13-13

#	Player	Total	3-Ptr	Rebounds	PF	TP	A	O	Bk	Stl	Min
		FG-FGA	FG-FGA	FT-FTA	Off Def Tot	PP	TP	A	O	Bk	Stl
00	BAILEY, Kevin	1-4	0-2	0-0	0 3 3	4	2	0	3	0	17
03	RILEY, Tanner	6-12	4-9	0-0	2 2 4	5	16	1	1	1	25
12	VAN DER MARS, Thoma	3-6	0-0	1-1	3 1 4	3	6	0	0	0	19
23	NICHOLAS, Ryan	8-14	1-1	2-3	3 11 14	4	19	2	2	0	35
35	CARR, David	0-8	0-3	0-0	0 1 1	2	0	1	2	0	25
05	BAILEY, John	1-2	0-0	0-0	1 4 5	0	2	3	1	0	19
11	DOUGLAS, Tim	3-6	2-5	2-2	0 0 0	4	10	4	4	0	24
15	RODGERS, Derrick	1-1	0-0	1-2	0 0 0	3	2	0	0	0	8
22	CASON, Doran	3-4	0-1	0-1	1 0 1	5	6	1	0	1	17
33	MITROVIC, Nemanja	1-5	0-2	0-0	1 3 4	1	2	2	3	0	21
	Team	27-62	7-23	5-9	12 26 38	28	66	17	17	1	400
	Totals										

FG % 1st Half: 13-33 39.4% 2nd half: 14-29 48.3% Game: 27-62 43.5% Deadead Rebounds: 1

BYU 76 • 24-7, 12-4

#	Player	Total	3-Ptr	Rebounds	PF	TP	A	O	Bk	Stl	Min
		FG-FGA	FG-FGA	FT-FTA	Off Def Tot	PP	TP	A	O	Bk	Stl
00	DAVIES, Brandon	10-13	0-0	5-7	1 1 2	2	25	2	4	0	37
01	ABOUO, Charles	5-11	1-4	5-8	0 2 2	1	16	1	1	0	32
10	CARLINO, Matt	3-8	0-2	4-4	0 3 3	3	8	8	2	0	32
20	WINDER, Anson	0-2	0-1	2-2	0 3 3	2	2	0	1	0	26
33	AUSTIN, Nate	1-2	0-0	0-0	1 1 2	3	2	0	1	0	16
02	CUSICK, Craig	0-4	0-2	3-4	1 3 4	1	3	1	0	0	17
12	SHARP, Josh	0-0	0-0	0-0	0 0 0	0	0	0	0	0	1
13	ZYLSTRA, Brock	6-12	4-8	4-6	3 6 9	0	20	1	1	0	37
04	MARTINEAU, Nick	0-0	0-0	0-0	0 0 0	0	0	0	0	0	1
24	HARRISON, Damarcus	0-0	0-0	0-0	0 0 0	0	0	0	0	0	1
	Team	25-52	5-17	21-31	8 26 34	11	76	13	11	1	600
	Totals										

FG % 1st Half: 15-32 46.9% 2nd half: 10-20 50.0% Game: 25-52 48.1% Deadead Rebounds: 3

Score by periods

BYU	1st	2nd	Total
BYU	29	37	66
Portland	42	34	76

Last FG - POR 2nd-00:24, BYU 2nd-02:24.
 Largest lead - POR None, BYU by 17 2nd-18:10.

Official Basketball Box Score -- Game Totals -- Final Statistics
Brigham Young vs Santa Clara
02/18/12 4 pm at Santa Clara, Calif. (Leaves Center)

Brigham Young 82 • 23-6, 11-3

#	Player	Total	3-Ptr	Rebounds	PF	TP	A	O	Bk	Stl	Min
		FG-FGA	FG-FGA	FT-FTA	Off Def Tot	PP	TP	A	O	Bk	Stl
00	DAVIES, Brandon	6-7	0-0	8-11	0 3 3	4	20	0	4	2	26
01	ABOUO, Charles	6-10	0-2	2-2	2 6 8	5	14	4	1	0	34
34	HARTSOCK, Noah	8-14	0-1	5-7	0 5 5	2	21	3	1	2	34
10	CARLINO, Matt	1-4	0-1	0-0	1 2 3	2	7	2	0	0	22
20	WINDER, Anson	9-8	4-4	1-1	4 2 6	1	12	1	1	1	14
02	CUSICK, Craig	0-1	0-1	0-0	1 1 2	1	5	1	0	0	19
12	SHARP, Josh	0-0	0-0	0-0	1 1 1	0	0	0	0	0	2
13	ZYLSTRA, Brock	5-6	2-3	1-1	2 12	1	1	1	0	0	29
14	MARTINEAU, Nick	0-0	0-0	0-0	0 0 0	0	0	0	0	0	1
24	HARRISON, Damarcus	0-1	0-0	0-0	0 0 0	1	0	1	0	0	5
33	AUSTIN, Nate	2-2	0-0	1-1	6	1	1	0	0	0	17
	Team	31-53	3-12	17-22	5 25 30	21	82	23	13	4	700
	Totals										

FG % 1st Half: 13-22 59.1% 2nd half: 18-31 58.1% Game: 31-53 58.5% Deadead Rebounds: 3

Santa Clara 67 • 8-19, 0-14 WCC

#	Player	Total	3-Ptr	Rebounds	PF	TP	A	O	Bk	Stl	Min
		FG-FGA	FG-FGA	FT-FTA	Off Def Tot	PP	TP	A	O	Bk	Stl
31	HARRISON, Niyi	7-9	0-0	5-8	3 3 6	2	19	0	4	0	30
42	COWLES, Raymond III	5-14	1-4	3-4	2 3 5	4	14	0	0	0	33
15	MCARTHY, John	1-3	0-0	2-3	5 2 7	2	1	0	0	0	14
00	ROQUEMORE, Evan	2-10	1-4	1-2	0 1 1	1	6	6	2	0	13
20	JOHNSON, Denzel	0-5	0-3	1-2	0 1 1	0	2	1	2	0	22
03	CLARK, Brandon	2-12	3-6	2-2	0 2 2	6	19	2	1	0	29
04	PERKICONE, Kyle	0-0	0-0	0-0	0 0 0	0	0	0	0	0	1
05	AKWENUKE, Jordan	0-0	0-0	1-2	1 3 4	1	0	2	0	0	10
14	CLARKE, Julian	0-0	0-0	0-0	0 0 0	0	0	0	0	0	1
33	BACH, Phillip	1-1	0-0	0-0	0 0 0	0	2	0	0	0	1
35	GARRETT, Robert	0-0	0-0	2-2	2 2 4	0	0	1	1	0	4
44	ATANKA, Yannick	0-2	0-0	1-1	2 2 4	0	1	1	0	0	21
	Team	23-56	5-17	16-24	11 19 30	18	67	10	14	2	300
	Totals										

FG % 1st Half: 12-26 46.2% 2nd half: 11-30 36.7% Game: 23-56 41.1% Deadead Rebounds: 5

Score by periods

Brigham Young	1st	2nd	Total
Brigham Young	34	48	82
Santa Clara	31	36	67

Last FG - BYU 2nd-01:46, SCU 2nd-00:24.
 Largest lead - BYU by 19 2nd-02:43, SCU by 3 1st-10:05.

Official Basketball Box Score -- Game Totals -- Final Statistics
BYU COUGARS vs GONZAGA BULLDOGS
02/23/12 8:00 pm at McCARTHEY ATHLETIC CENTER - SPOKANE, WA

BYU COUGARS 63 • 23-7, 11-4

#	Player	Total	3-Ptr	Rebounds	PF	TP	A	O	Bk	Stl	Min
		FG-FGA	FG-FGA	FT-FTA	Off Def Tot	PP	TP	A	O	Bk	Stl
00	DAVIES, Brandon	8-18	0-0	7-10	4 6 10	5	23	1	4	2	36
01	ABOUO, Charles	4-13	1-4	1-3	6 4 10	3	10	0	2	0	37
34	HARTSOCK, Noah	0-0	0-0	0-0	0 1 1	0	0	1	0	0	7
10	CARLINO, Matt	7-23	3-9	1-3	0 2 2	4	18	3	4	0	33
20	WINDER, Anson	2-5	1-3	0-0	0 1 1	4	5	0	1	0	12
02	CUSICK, Craig	1-5	1-5	0-0	1 2 3	0	3				

2011-12 SEASON STATS
BYU Combined Team Statistics (as of Mar 03, 2012)
All games

RECORD:	OVERALL	HOME	AWAY	NEUTRAL
ALL GAMES	25-7	13-3	8-3	4-1
CONFERENCE	12-4	6-2	6-2	0-0
NON-CONFERENCE	13-3	7-1	2-1	4-1

#	Player	gp-gs	min	Total		3-Point		F-Throw		Rebounds				pf	dq	a	to	blk	stl	pts	avg	
				avg	fg-fga	fg%	3fg-fga	3fg%	ft-fga	ft%	off	def	tot									avg
34	HARTSOCK, Noah	31-30	958	30.9	196-345	.568	9-30	.300	121-144	.840	39	126	165	5.3	63	0	47	46	50	26	522	16.8
00	DAVIES, Brandon	32-32	904	28.3	174-340	.512	1-2	.500	129-186	.694	72	168	240	7.5	103	4	67	89	41	47	478	14.9
10	CARLINO, Matt	22-21	607	27.6	102-245	.416	38-111	.342	38-52	.731	9	60	69	3.1	53	2	105	60	7	32	280	12.7
01	ABOUO, Charles	32-32	869	27.2	122-273	.447	40-106	.377	83-112	.741	66	137	203	6.3	84	2	85	56	8	36	367	11.5
13	ZYLSTRA, Brock	31-25	869	28.0	92-197	.467	49-126	.389	32-50	.640	28	104	132	4.3	55	0	59	44	5	39	265	8.5
21	ROGERS, Stephen	17-2	240	14.1	41-87	.471	16-45	.356	10-15	.667	3	26	29	1.7	19	1	23	13	6	9	108	6.4
20	WINDER, Anson	31-14	518	16.7	46-124	.371	23-79	.291	24-37	.649	3	47	50	1.6	36	0	54	30	3	34	139	4.5
33	AUSTIN, Nate	32-1	420	13.1	55-98	.561	6-19	.316	20-39	.513	49	72	121	3.8	87	5	17	19	12	9	136	4.3
24	HARRISON, Damarcus	27-0	235	8.7	32-98	.327	11-43	.256	8-16	.500	6	19	25	0.9	20	0	14	22	1	12	83	3.1
02	CUSICK, Craig	32-3	523	16.3	30-78	.385	19-50	.380	19-29	.655	5	39	44	1.4	35	0	64	23	0	25	98	3.1
12	SHARP, Josh	26-0	194	7.5	9-23	.391	1-5	.200	14-23	.609	16	21	37	1.4	21	0	12	12	3	4	33	1.3
14	MARTINEAU, Nick	17-0	51	3.0	5-13	.385	3-5	.600	1-2	.500	1	6	7	0.4	2	0	6	3	0	2	14	0.8
05	COLLINSWORTH, Chri	2-0	12	6.0	0-2	.000	0-1	.000	0-0	.000	0	1	1	0.5	3	0	1	3	1	0	0	0.0
Team												57	59	116		1		3				
Total.....		32	6400		904-1923	.470	216-622	.347	499-705	.708	354	885	1239	38.7	582	14	554	423	137	275	2523	78.8
Opponents.....		32	6373		751-1840	.408	207-674	.307	412-618	.667	317	775	1092	34.1	611	-	431	507	86	201	2121	66.3

TEAM STATISTICS	BY	OPP	Date	Opponent	Score	Att.
SCORING	2523	2121	11/11/11	at Utah State	L 62-69	10270
Points per game	78.8	66.3	11/15/11	BYU-HAWAII	w 73-52	13435
Scoring margin	+12.6	-	11/18/11	LONGWOOD	w 92-60	10173
FIELD GOALS-ATT	904-1923	751-1840	11/22/11	PRAIRIE VIEW A&M	w 90-51	11760
Field goal pct	.470	.408	11/25/11	vs Nevada	w 76-55	3424
3 POINT FG-ATT	216-622	207-674	11/26/11	vs Wisconsin	L 56-73	2634
3-point FG pct	.347	.307	11/30/11	vs Northern Arizona	w 87-52	3215
3-pt FG made per game	6.8	6.5	12/03/11	vs Oregon	w 79-65	12845
FREE THROWS-ATT	499-705	412-618	12/07/11	WEBER STATE	w 94-66	11676
Free throw pct	.708	.667	12/10/11	at Utah	w 61-42	10327
F-Throws made per game	15.6	12.9	12/17/11	BAYLOR	L 83-86	22700
REBOUNDS	1239	1092	12/20/11	BUFFALO	w 93-78	9632
Rebounds per game	38.7	34.1	12/22/11	UC SANTA BARBARA	w 89-75	10670
Rebounding margin	+4.6	-	12/27/11	CAL STATE SAN MARCOS	w 79-51	13007
ASSISTS	554	431	* 12/29/11	at Saint Mary's (CA)	L 82-98	3500
Assists per game	17.3	13.5	* 12/31/11	SAN DIEGO	w 88-52	16369
TURNOVERS	423	507	* 01/05/12	at Loyola Marymount	w 73-65	3073
Turnovers per game	13.2	15.8	* 01/07/12	SAN FRANCISCO	w 81-56	14823
Turnover margin	+2.6	-	* 01/14/12	SANTA CLARA	w 95-78	16116
Assist/turnover ratio	1.3	0.9	* 01/16/12	at San Diego	w 82-63	3204
STEALS	275	201	* 01/19/12	LOYOLA MARYMOUNT	L 68-82	12751
Steals per game	8.6	6.3	* 01/21/12	at Pepperdine	w 77-64	3104
BLOCKS	137	86	01/25/12	at Virginia Tech	w 70-68	9231
Blocks per game	4.3	2.7	* 01/28/12	SAIN'T MARY'S	L 66-80	22700
ATTENDANCE	246777	87598	* 02/02/12	GONZAGA	w 83-73	19257
Home games-Avg/Game	16-15424	11-5495	* 02/04/12	at Portland	w 79-60	4159
Neutral site-Avg/Game	-	5-5431	* 02/11/12	PEPPERDINE	w 86-48	19008
			* 02/16/12	at San Francisco	w 85-84	2875
			* 02/18/12	at Santa Clara	w 82-67	4700
			* 02/23/12	at GONZAGA BULLDOGS	L 63-74	6000
			* 02/25/12	PORTLAND	w 76-66	22700
			03/02/12	vs San Diego	w 73-68	5037

* = Conference game



2011-12 SEASON STATS
BYU Combined Team Statistics (as of Feb 25, 2012)
Conference games

RECORD:	OVERALL	HOME	AWAY	NEUTRAL
ALL GAMES	12-4	6-2	6-2	0-0
CONFERENCE	12-4	6-2	6-2	0-0
NON-CONFERENCE	0-0	0-0	0-0	0-0

##	Player	gp-gs	min	avg	Total		3-Point		F-Throw		Rebounds				pf	dq	a	to	blk	stl	pts	avg
					fg-fga	fg%	3fg-fga	3fg%	ft-fga	ft%	off	def	tot	avg								
00	DAVIES, Brandon	16-16	491	30.7	103-191	.539	0-0	.000	82-121	.678	37	92	129	8.1	54	2	35	55	25	29	288	18.0
34	HARTSOCK, Noah	15-15	450	30.0	87-161	.540	2-12	.167	60-71	.845	13	56	69	4.6	34	0	20	32	16	11	236	15.7
10	CARLINO, Matt	16-16	437	27.3	72-177	.407	23-77	.299	29-41	.707	7	43	50	3.1	37	2	74	36	4	22	196	12.3
01	ABOUO, Charles	16-16	448	28.0	60-140	.429	17-53	.321	43-57	.754	27	63	90	5.6	42	2	43	17	2	18	180	11.3
13	ZYLSTRA, Brock	15-9	426	28.4	41-88	.466	20-57	.351	20-33	.606	17	57	74	4.9	27	0	23	19	2	17	122	8.1
33	AUSTIN, Nate	16-1	230	14.4	28-52	.538	2-10	.200	12-22	.545	33	36	69	4.3	48	4	9	8	5	5	70	4.4
20	WINDER, Anson	16-7	238	14.9	23-62	.371	10-36	.278	11-14	.786	1	26	27	1.7	26	0	19	11	0	20	67	4.2
02	CUSICK, Craig	16-0	286	17.9	18-49	.367	14-30	.467	10-16	.625	4	21	25	1.6	17	0	29	12	0	17	60	3.8
24	HARRISON, Damarcus	13-0	71	5.5	8-29	.276	3-10	.300	1-1	1.000	2	8	10	0.8	7	0	3	9	0	3	20	1.5
21	ROGERS, Stephen	6-0	41	6.8	3-13	.231	1-7	.143	2-2	1.000	1	6	7	1.2	5	0	5	2	1	1	9	1.5
14	MARTINEAU, Nick	6-0	19	3.2	3-6	.500	2-3	.667	0-0	.000	0	1	1	0.2	1	0	0	0	0	0	8	1.3
12	SHARP, Josh	13-0	63	4.8	0-4	.000	0-1	.000	10-14	.714	6	4	10	0.8	7	0	3	2	3	2	10	0.8
Team																						
Total.....		16	3200		446-972	.459	94-296	.318	280-392	.714	182	439	621	38.8	306	10	263	205	58	145	1266	79.1
Opponents.....		16	3173		378-918	.412	100-344	.291	254-370	.686	165	401	566	35.4	324	-	218	251	40	110	1110	69.4

TEAM STATISTICS	BY	OPP	Date	Opponent	Score	Att.
SCORING	1266	1110	* 12/29/11	at Saint Mary's (CA)	L 82-98	3500
Points per game	79.1	69.4	* 12/31/11	SAN DIEGO	w 88-52	16369
Scoring margin	+9.8	-	* 01/05/12	at Loyola Marymount	w 73-65	3073
FIELD GOALS-ATT	446-972	378-918	* 01/07/12	SAN FRANCISCO	w 81-56	14823
Field goal pct	.459	.412	* 01/14/12	SANTA CLARA	w 95-78	16116
3 POINT FG-ATT	94-296	100-344	* 01/16/12	at San Diego	w 82-63	3204
3-point FG pct	.318	.291	* 01/19/12	LOYOLA MARYMOUNT	L 68-82	12751
3-pt FG made per game	5.9	6.3	* 01/21/12	at Pepperdine	w 77-64	3104
FREE THROWS-ATT	280-392	254-370	* 01/28/12	SAINT MARY'S	L 66-80	22700
Free throw pct	.714	.686	* 02/02/12	GONZAGA	w 83-73	19257
F-Throws made per game	17.5	15.9	* 02/04/12	at Portland	w 79-60	4159
REBOUNDS	621	566	* 02/11/12	PEPPERDINE	w 86-48	19008
Rebounds per game	38.8	35.4	* 02/16/12	at San Francisco	w 85-84	2875
Rebounding margin	+3.4	-	* 02/18/12	at Santa Clara	w 82-67	4700
ASSISTS	263	218	* 02/23/12	at GONZAGA BULLDOGS	L 63-74	6000
Assists per game	16.4	13.6	* 02/25/12	PORTLAND	w 76-66	22700
TURNOVERS	205	251				
Turnovers per game	12.8	15.7				
Turnover margin	+2.9	-				
Assist/turnover ratio	1.3	0.9				
STEALS	145	110				
Steals per game	9.1	6.9				
BLOCKS	58	40				
Blocks per game	3.6	2.5				
ATTENDANCE	143724	30615				
Home games-Avg/Game	8-17966	8-3827				
Neutral site-Avg/Game	-	0-0				

* = Conference game

Score by Periods	1st	2nd	Totals
BYU	601	665	1266
Opponents	522	588	1110



2011-12 SEASON STATS
BYU Combined Team Statistics (as of Mar 03, 2012)
vs. Gonzaga

RECORD:	OVERALL	HOME	AWAY	NEUTRAL
ALL GAMES	1-1	1-0	0-1	0-0
CONFERENCE	1-1	1-0	0-1	0-0
NON-CONFERENCE	0-0	0-0	0-0	0-0

##	Player	gp-gs	min	avg	Total		3-Point		F-Throw		Rebounds				pf	dq	a	to	blk	stl	pts	avg
					fg-fga	fg%	3fg-fga	3fg%	ft-fa	ft%	off	def	tot	avg								
00	DAVIES, Brandon	2-2	67	33.5	15-30	.500	0-0	.000	8-13	.615	6	9	15	7.5	9	1	2	8	3	7	38	19.0
10	CARLINO, Matt	2-2	61	30.5	14-36	.389	4-11	.364	4-7	.571	0	2	2	1.0	7	0	8	7	0	5	36	18.0
34	HARTSOCK, Noah	2-2	42	21.0	10-19	.526	0-0	.000	4-5	.800	2	13	15	7.5	4	0	3	2	2	1	24	12.0
20	WINDER, Anson	2-2	39	19.5	6-13	.462	2-7	.286	1-2	.500	0	5	5	2.5	6	0	5	1	0	4	15	7.5
01	ABOUO, Charles	2-2	56	28.0	5-17	.294	1-5	.200	3-5	.600	6	5	11	5.5	7	0	1	3	0	2	14	7.0
33	AUSTIN, Nate	2-0	29	14.5	3-10	.300	0-4	.000	1-1	1.000	5	7	12	6.0	9	1	2	1	0	1	7	3.5
24	HARRISON, Damarcus	2-0	11	5.5	2-4	.500	1-1	1.000	0-0	.000	1	2	3	1.5	0	0	2	2	0	1	5	2.5
13	ZYLSTRA, Brock	2-0	42	21.0	2-8	.250	0-5	.000	0-0	.000	0	4	4	2.0	4	0	1	1	0	2	4	2.0
02	CUSICK, Craig	2-0	29	14.5	1-8	.125	1-6	.167	0-0	.000	1	4	5	2.5	3	0	2	0	0	2	3	1.5
12	SHARP, Josh	1-0	18	18.0	0-1	.000	0-0	.000	0-0	.000	3	0	3	3.0	2	0	1	0	1	1	0	0.0
21	ROGERS, Stephen	1-0	6	6.0	0-1	.000	0-1	.000	0-0	.000	0	0	0	0.0	0	0	0	0	0	0	0	0.0
Team											6	3	9									
Total.....		2	400		58-147	.395	9-40	.225	21-33	.636	30	54	84	42.0	51	2	27	25	6	26	146	73.0
Opponents.....		2	400		41-102	.402	9-32	.281	56-72	.778	18	65	83	41.5	37	-	21	39	4	18	147	73.5

TEAM STATISTICS	BY	OPP	Date	Opponent	Score	Att.
SCORING	146	147	* 02/02/12	GONZAGA	W 83-73	19257
Points per game	73.0	73.5	* 02/23/12	at GONZAGA BULLDOGS	L 63-74	6000
Scoring margin	-0.5	-	* = Conference game			
FIELD GOALS-ATT	58-147	41-102				
Field goal pct	.395	.402				
3 POINT FG-ATT	9-40	9-32				
3-point FG pct	.225	.281				
3-pt FG made per game	4.5	4.5				
FREE THROWS-ATT	21-33	56-72				
Free throw pct	.636	.778				
F-Throws made per game	10.5	28.0				
REBOUNDS	84	83				
Rebounds per game	42.0	41.5				
Rebounding margin	+0.5	-				
ASSISTS	27	21				
Assists per game	13.5	10.5				
TURNOVERS	25	39				
Turnovers per game	12.5	19.5				
Turnover margin	+7.0	-				
Assist/turnover ratio	1.1	0.5				
STEALS	26	18				
Steals per game	13.0	9.0				
BLOCKS	6	4				
Blocks per game	3.0	2.0				
ATTENDANCE	19257	6000				
Home games-Avg/Game	1-19257	1-6000				
Neutral site-Avg/Game	-	0-0				

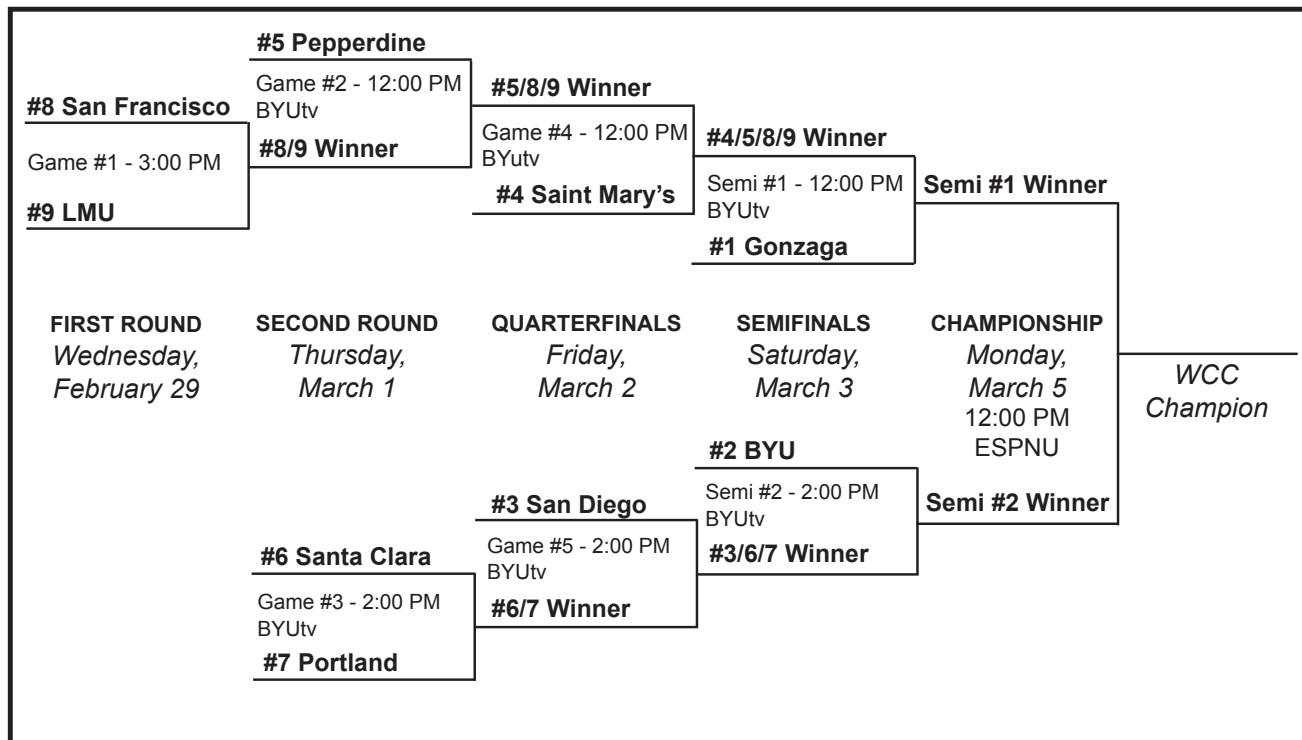
Score by Periods	1st	2nd	Totals
BYU	65	81	146
Opponents	61	86	147





2012 ZAPPOS.COM WCC CHAMPIONSHIPS

Women's Bracket



Men's Bracket

