

BYU 2002 OVERALL TEAM STATS

TEAM STATISTICS	BYU	OPP
SCORING	272	333
Points Per Game	22.7	27.8
FIRST DOWNS	246	251
Rushing	83	117
Passing	150	112
Penalty	13	22
RUSHING YARDAGE	1453	2133
Yards gained rushing	1919	2453
Yards lost rushing	466	320
Rushing Attempts	420	518
Average Per Rush	3.5	4.1
Average Per Game	121.1	177.8
TDs Rushing	17	29
PASSING YARDAGE	3129	2483
Att-Comp-Int.	501-277-21	377-196-18
Average Per Pass	6.2	6.6
Average Per Catch	11.3	12.7
Average Per Game	260.8	206.9
TDs Passing	16	9
TOTAL OFFENSE	4582	4616
Total Plays	921	895
Average Per Play	5.0	5.2
Average Per Game	381.8	384.7
KICK RETURNS: #-YARDS	36-756	33-678
PUNT RETURNS: #-YARDS	25-276	21-207

TEAM STATISTICS	BYU	OPP
INT RETURNS: #-YARDS	18-187	21-390
KICK RETURN AVERAGE	21.0	20.5
PUNT RETURN AVERAGE	11.0	9.9
INT RETURN AVERAGE	10.4	18.6
FUMBLES-LOST	28-14	18-10
PENALTIES-YARDS	99-779	58-500
Average Per Game	64.9	41.7
PUNTS-YARDS	52-2427	57-2422
Average Per Punt	46.7	42.5
Net punt average	42.7	37.6
TIME OF POSSESSION/GAME	28:18	31:41
3RD-DOWN CONVERSIONS	65/188	68/178
3rd-Down Pct.	35%	38%
4TH-DOWN CONVERSIONS	17/42	9/21
4th-Down Pct.	40%	43%
SACKS BY-YARDS	22-142	31-232
MISC YARDS	0	19
TOUCHDOWNS SCORED	34	42
FIELD GOALS-ATTEMPTS	13-16	13-22
PAT-ATTEMPTS	27-30	36-36
ATTENDANCE	373055	214007
Games/Avg Per Game	6/62,176	6/35,668

SCORE BY QUARTERS	1ST	2ND	3RD	4TH	TOTAL
Brigham Young	33	109	73	57	272
Opponents	71	115	55	92	333

2002 GAME-BY-GAME STARTERS


OFFENSE

OPPONENT	XR	ZR	WR	TE	RT	RG	C	LG	LT	QB	HB
Syracuse	Ord	Mahe	Wilkerson	Nead	Herring	Keele	Jackson	Q. Christensen	Rykert	Engemann	Whalen
Hawaii	Ord	Mahe	Wilkerson	Nead	Herring	Keele	Jackson	Q. Christensen	Rykert	Engemann	Whalen
Nevada	Ord	Mahe	Wilkerson	Nead	Herring	Keele	Jackson	Q. Christensen	Rykert	Engemann	Whalen
Georgia Tech	Ord	Mahe	Wilkerson	Nead	Herring	Keele	Jackson	Q. Christensen	Rykert	Engemann	Whalen
Utah State	Christensen	Mahe	Wilkerson	Nead	Herring	Keele	Jackson	Q. Christensen	Rykert	Engemann	Brown
Air Force	Ord	Mahe	Wilkerson	Nead	Herring	Keele	Jackson	Q. Christensen	Rykert	Engemann	Whalen
UNLV	Ord	Mahe	Wilkerson	Nead	Herring	Keele	Jackson	Q. Christensen	Rykert	Berry	Whalen
Colorado State	Ord	Mahe	Wilkerson	Nead	Herring	Keele	Jackson	Q. Christensen	Rykert	Berry	Whalen
San Diego State	Ord	Mahe	Kukahiko	Nead	Stephens	Herring	Jackson	Q. Christensen	Rykert	Berry	Whalen
Wyoming	Ord	Mahe	Kukahiko	Nead	Stephens	Herring	Jackson	Q. Christensen	Rykert	Berry	Whalen
New Mexico	Anderson	Mahe	Wilkerson	Nead	Herring	Keele	Jackson	Q. Christensen	Rykert	Berry	Whalen
Utah	Ord	Mahe	Wilkerson	Nead	Stephens	Herring	Jackson	Q. Christensen	Rykert	Berry	Whalen


DEFENSE

OPPONENT	LE	LT	RT	RE	SLB	MLB	WLB	LC	SS	FS	RC
Syracuse	Cowart	Pili	Young	Poppinga	Madarieta	Walkenhorst	Bockwoldt	Heaney	Francisco	Madsen	Barney
Hawaii	Cowart	Pili	Gunderson	Poppinga	Madarieta	Walkenhorst	Bockwoldt	Heaney	Francisco	Madsen	Barney
Nevada	Cowart	Pili	Gunderson	Poppinga	Wright	Walkenhorst	Bockwoldt	Nielsen	Francisco	Madsen	Barney
Georgia Tech	Cowart	Pili	Gunderson	Poppinga	Madarieta	Walkenhorst	Bockwoldt	Nielsen	Francisco	Madsen	Heaney
Utah State	Denney	Pili	Gunderson	Poppinga	Madarieta	Walkenhorst	Bockwoldt	Heaney	Francisco	Madsen	Barney
Air Force	Denney	Pili	Gunderson	Poppinga	Madarieta	Walkenhorst	Bockwoldt	Heaney	Francisco	Madsen	Barney
UNLV	Denney	Pili	Gunderson	Poppinga	Madarieta	Walkenhorst	Bockwoldt	Heaney	Francisco	Madsen	Barney
Colorado State	Denney	Pili	Gunderson	Poppinga	Madarieta	Walkenhorst	Bockwoldt	Heaney	Francisco	Burbidge	Barney
San Diego State	Denney	Pili	Gunderson	Poppinga	Walkenhorst	Tanner	Bockwoldt	Heaney	Francisco	Burbidge	Barney
Wyoming	Denney	Pili	Gunderson	Poppinga	Walkenhorst	Tanner	Bockwoldt	Gilford	Francisco	Madsen	Barney
New Mexico	Cowart	Pili	Gunderson	Poppinga	Walkenhorst	Tanner	Bockwoldt	Nielsen	Francisco	Burbidge	Barney
Utah	Denney	Pili	Gunderson	Poppinga	Walkenhorst	Tanner	Bockwoldt	Gilford	Francisco	Burbidge	Barney


2002 individual statistics



CURTIS BROWN



MATT BERRY/SCOTT JACKSON



ROD WILKERSON

RUSHING LEADERS

	GP	Att	Gain	Loss	Net	Avg	TD	Long	Avg/G
Whalen, Marcus	11	181	990	72	918	5.1	6	71	83.5
Brown, Curtis	12	72	326	27	299	4.2	4	33	24.9
Pendleton, Lance	10	47	189	40	149	3.2	4	16	14.9
Mahe, Reno	12	15	86	22	64	4.3	1	18	5.3
Payne, Matt	12	1	28	0	28	28.0	0	28	2.3
Anderson, Justin	11	1	18	0	18	18.0	0	18	1.8
Deans, Logan	12	5	17	0	17	3.4	0	8	1.4
Harper, Jared	4	2	9	0	9	4.5	0	7	2.2
Christensen, Toby	12	3	15	6	9	3.0	0	9	0.8
Keele, Ryan	10	0	6	0	6	0.0	0	0	0.6
Wilkerson, Rod	12	1	6	0	6	6.0	0	6	0.5
Later, Steve	3	2	3	0	3	1.5	0	3	1.0
Mortensen, Todd	5	1	1	0	1	1.0	0	1	0.2
Ord, Andrew	11	1	0	0	0	0.0	0	0	0.0
Berry, Matt	7	41	118	129	-11	-0.3	1	19	-1.6
Engemann, Bret	8	38	107	127	-20	-0.5	1	16	-2.5
Team	7	9	0	43	-43	-4.8	0	0	-6.1
Total	12	420	1919	466	1453	3.5	17	71	121.1
Opponents	12	518	2453	320	2133	4.1	29	73	177.8

PASSING LEADERS


	GP	Effic	Att-Cmp-Int	Pct	Yds	TD	Lng	Avg/G
Engemann, Bret	8	109.24	215-119-8	55.3	1334	6	50	166.8
Berry, Matt	7	121.23	184-108-9	58.7	1309	7	47	187.0
Pendleton, Lance	10	96.29	76-39-2	51.3	376	2	26	37.6
Mortensen, Todd	5	55.34	23-9-2	39.1	92	0	22	18.4
Dunham, Tyson	11	108.40	1-1-0	100.0	1	0	1	0.1
Christensen, Toby	12	572.80	1-1-0	100.0	17	1	17	1.4
Team	7	0.00	1-0-0	0.0	0	0	0	0.0
Total	12	109.91	501-277-21	55.3	3129	16	50	260.8
Opponents	12	105.64	377-196-18	52.0	2483	9	95	206.9

RECEIVING LEADERS

	GP	No.	Yds	Avg	TD	Long	Avg/G
Mahe, Reno	12	59	771	13.1	2	46	64.2
Nead, Spencer	12	40	449	11.2	1	29	37.4
Christensen, Toby	12	30	346	11.5	2	40	28.8
Wilkerson, Rod	12	27	371	13.7	1	47	30.9
Whalen, Marcus	11	27	203	7.5	0	20	18.5
Ord, Andrew	11	21	246	11.7	2	29	22.4
Reid, Gabriel	12	18	192	10.7	5	27	16.0
Brown, Curtis	12	15	114	7.6	0	45	9.5
Christensen, David	8	11	117	10.6	1	50	14.6
Anderson, Justin	11	11	113	10.3	0	22	10.3
Kukahiko, Jason	11	9	131	14.6	2	37	11.9
Aiono, Aissac	12	3	33	11.0	0	13	2.8
Wilson, Kyle	12	2	22	11.0	0	14	1.8
Beverly, Kish	9	2	9	4.5	0	5	1.0
Deans, Logan	12	1	11	11.0	0	11	0.9
Payne, Matt	12	1	1	1.0	0	1	0.1
Total	12	277	3129	11.3	16	50	260.8
Opponents	12	196	2481	12.7	9	95	206.8

2002 individual defensive statistics

DEFENSIVE LEADERS	GP	Tackles				TFL/Yds	Sacks No-Yds	Pass Def			Fumbles		Blkd	
		UT	AT	Total				Int-Yds	BrUp	QBH	Rev-Yds	FF	Kick	Safety
47 Walkenhorst, Paul	12	47	60	107	15-30	2.0-14	1-0	-	2	-	-	-	-	
33 Francisco, Aaron	12	51	48	99	3-1	-	1-0	4	-	-	2	-	-	
46 Bockwoldt, Colby	12	51	34	85	12-49	3.0-22	-	1	6	1-0	3	-	-	
44 Tanner, Mike	10	21	36	57	3-10	0.5-4	1-15	1	2	2-0	-	-	-	
49 Poppinga, Brady	12	25	24	49	14-66	8.0-52	-	-	3	-	3	-	-	
95 Pili, Ifo	12	16	25	41	6-17	2.0-12	-	-	2	-	-	-	-	
37 Burbidge, Jon	12	16	23	39	2-9	-	2-93	4	-	-	-	1	-	
56 Gunderson, Ryan	12	2	35	37	2-2	0.5-2	-	-	1	1-0	-	-	-	
1 Barney, Chad	12	29	6	35	2-6	-	1-0	5	-	-	1	-	-	
34 Heaney, Brandon	10	22	12	34	1-3	-	3-6	5	2	-	-	-	-	
53 Wright, Bill	12	15	19	34	1-4	-	1-0	3	2	1-0	-	-	-	
43 Madsen, Michael	11	18	14	32	1-2	-	1-0	2	-	2-0	-	-	-	
31 Nielsen, Kip	12	12	17	29	2-9	1.0-7	3-50	1	-	-	1	-	-	
92 Denney, John	10	8	17	25	4-8	0.5-2	-	-	2	-	-	-	-	
77 Marquardt, Daniel	11	12	13	25	3-10	1.0-5	-	2	-	1-0	-	-	-	
7 Madarieta, Levi	12	13	9	22	2-5	-	2-12	1	1	-	-	-	-	
54 Nua, Shaun	12	13	7	20	8-48	4.0-36	-	1	-	1-0	1	-	-	
3 Brandon, Joshua	11	8	8	16	1-1	-	-	-	-	-	-	-	-	
4 Gilford, Jernaro	7	7	8	15	-	-	1-0	-	-	-	-	-	-	
41 Kehl, Bryan	11	6	8	14	-	-	-	-	-	-	-	-	-	
75 Young, Scott	10	6	7	13	2-4	-	-	1	1	1-0	-	-	-	
29 Meibos, Jared	9	6	7	13	-	-	-	-	-	-	-	-	-	
94 Cowart, Jeff	11	5	7	12	3-8	1.0-3	1-11	-	-	-	-	-	-	
39 Atkinson, Bryan	12	8	4	12	-	-	-	-	-	-	-	-	-	
27 Farris, Alex	11	6	5	11	-	-	-	-	-	-	-	-	-	
16 Allen, James	7	4	1	5	-	-	-	-	-	-	-	-	-	
93 Kolbaba, Nathan	3	2	2	4	-	-	-	-	-	-	-	-	-	
52 Carlson, Brent	8	3	1	4	-	-	-	-	-	-	-	-	-	
38 Payne, Matt	12	3	1	4	-	-	-	-	-	-	-	-	-	
85 Beverley, Kish	9	3	-	3	-	-	-	-	-	-	-	-	-	
80 Christensen, Toby	12	2	-	2	-	-	-	-	-	-	-	-	-	
10 Ord, Andrew	11	2	-	2	-	-	-	-	-	-	-	-	-	
90 Aiono, Aissac	12	2	-	2	-	-	-	-	-	-	-	-	-	
25 Sumko, Mike	7	2	-	2	-	-	-	-	-	-	-	-	-	
23 Howell, O'Neil	9	1	1	2	-	-	-	-	-	-	-	-	-	
45 Stevens, Chris	4	-	2	2	-	-	-	-	-	-	-	-	-	
26 Wilkerson, Rod	12	2	-	2	-	-	-	-	-	-	-	-	-	
TM Team	7	2	-	2	-	-	-	-	-	1-0	2	-	-	
57 Vincent, Hanale	5	-	1	1	-	-	-	-	-	-	-	-	-	
73 Herring, Isaac	11	-	1	1	-	-	-	-	-	-	-	-	-	
50 DiPadova, Nick	4	1	-	1	-	-	-	-	-	-	-	-	-	
28 Later, Steve	3	1	-	1	-	-	-	-	-	-	-	-	-	
91 Anderson, Nick	1	-	1	1	-	-	-	-	-	-	-	-	-	
35 Mauga, Ammon	2	1	-	1	-	-	-	-	-	-	-	-	-	
36 Wilson, Kyle	12	1	-	1	-	-	-	-	-	-	-	-	-	
9 Deans, Logan	12	1	-	1	-	-	-	-	-	-	-	-	-	
22 Alba, Micah	2	1	-	1	-	-	-	-	-	-	-	-	-	
12 Anderson, Justin	11	-	1	1	-	-	-	-	-	-	-	-	-	
84 Hadfield, Andy	2	-	1	1	-	-	-	-	-	-	-	-	-	
8 Berry, Matt	7	1	-	1	-	-	-	-	-	-	-	-	-	
32 Whalen, Marcus	11	1	-	1	-	-	-	-	-	-	-	-	-	
74 Christensen, Quinn	11	-	1	1	-	-	-	-	-	-	-	-	-	
48 Reynolds, Lance	1	-	-	-	-	-	-	-	1	-	-	-	-	
Total	12	459	467	926	87-292	22-142	18-187	31	25	11-0	13	1	-	
Opponents	12	482	394	876	100-419	31-232	21-390	49	20	14-19	18	1	-	



MATT PAYNE

2002 individual statistics

SCORING

SCORING	TD	FGS	PATs				DXP	SAF	POINTS
			KICK	RUSH	RCV	PASS			
Payne, Matt	0	13-16	27-30	0-0	0	0-0	0	0	66
Whalen, Marcus	6	0-0	0-0	0-0	0	0-0	0	0	36
Reid, Gabriel	5	0-0	0-0	0-0	0	0-0	0	0	30
Brown, Curtis	4	0-0	0-0	0-0	0	0-0	0	0	24
Pendleton, Lance	4	0-0	0-0	0-0	0	0-1	0	0	24
Mahe, Reno	3	0-0	0-0	0-0	0	0-0	0	0	18
Ord, Andrew	2	0-0	0-0	0-0	0	0-0	0	0	12
Christensen, Toby	2	0-0	0-0	0-0	0	0-0	0	0	12
Kukahiko, Jason	2	0-0	0-0	0-0	0	0-0	0	0	12
Berry, Matt	1	0-0	0-0	1-1	0	0-2	0	0	8
Engemann, Bret	1	0-0	0-0	0-0	0	0-0	0	0	6
Wilkerson, Rod	1	0-0	0-0	0-0	0	0-0	0	0	6
Burbidge, Jon	1	0-0	0-0	0-0	0	0-0	0	0	6
Nead, Spencer	1	0-0	0-0	0-0	0	0-0	0	0	6
Christensen, David	1	0-0	0-0	0-0	0	0-0	0	0	6
BYU TOTAL	34	13-16	27-30	1-1	0	0-3	0	0	272
OPPONENTS	42	13-22	36-36	0-2	3	3-4	0	0	333

FIELD GOALS

	FGM-FGA	Pct	01-19	20-29	30-39	40-49	50-99	Lg	Bk
Payne, Matt	13-16	81.2	0-0	2-2	6-6	4-6	1-2	52	0
FG SEQUENCE			BYU		OPPONENTS				
Syracuse			43,49,(31)						43
Hawaii				-					39,(22)
Nevada									(41)
Georgia Tech			(48),(39)						47
Utah State							(21),29,(39),47		
Air Force				(35)					(44)
UNLV				(24)					(27)
Colorado State				(25)		(31),(27),(40)			
San Diego State			(47),(47)			52,41,(40)			
Wyoming				51					(21)
New Mexico			(32),(52),(37)						-
Utah			(30),(48)			41,(31),(22),33			

* Made Field Goal in parentheses.

TOTAL OFFENSE


	G	PLAYS	RUSH	PASS	TOTAL	AVG/G
Engemann, Bret	8	253	-20	1334	1314	164.2
Berry, Matt	7	225	-11	1309	1298	185.4
Whalen, Marcus	11	181	918	0	918	83.5
Pendleton, Lance	10	123	149	376	525	52.5
Brown, Curtis	12	72	299	0	299	24.9
Mortensen, Todd	5	24	1	92	93	18.6
Mahe, Reno	12	15	64	0	64	5.3
Payne, Matt	12	1	28	0	28	2.3
Christensen, Toby	12	4	9	17	26	2.2
Anderson, Justin	11	1	18	0	18	1.6
Deans, Logan	12	5	17	0	17	1.4
Harper, Jared	4	2	9	0	9	2.2
Wilkerson, Rod	12	1	6	0	6	0.5
Keele, Ryan	10	0	6	0	6	0.6
Later, Steve	3	2	3	0	3	1.0
Dunham, Tyson	11	1	0	1	1	0.1
Team	7	10	-43	0	-43	-6.1
BYU TOTAL	12	921	1453	3129	4582	381.8
OPPONENTS	12	895	2133	2483	4616	384.7

ALL PURPOSE YARDS

	G	RUSH	REC	PR	KOR	INT.R	TOT	AVG/G
Mahe, Reno	12	64	771	196	128	0	1159	96.6
Whalen, Marcus	11	918	203	0	0	0	1121	101.9
Brown, Curtis	12	299	114	0	178	0	591	49.2
Nead, Spencer	12	0	449	0	0	0	449	37.4
Wilkerson, Rod	12	6	371	0	0	0	377	31.4
Christensen, David	8	0	117	80	170	0	367	45.9
Christensen, Toby	12	9	346	-2	0	0	353	29.4
Ord, Andrew	11	0	246	0	0	0	246	22.4
Reid, Gabriel	12	0	192	0	0	0	192	16.0
Pendleton, Lance	10	149	0	0	0	0	149	14.9
Kukahiko, Jason	11	0	131	0	0	0	131	11.9
Anderson, Justin	11	18	113	0	0	0	131	11.9
Allen, James	7	0	0	0	121	0	121	17.3
Burbidge, Jon	12	0	0	2	0	93	95	7.9
Holder, Curtis	8	0	0	0	84	0	84	10.5
Deans, Logan	12	17	11	0	37	0	65	5.4
Nielsen, Kip	12	0	0	0	0	50	50	4.2
Wilson, Kyle	12	0	22	0	19	0	41	3.4
Aiono, Aissac	12	0	33	0	0	0	33	2.8
Payne, Matt	12	28	1	0	0	0	29	2.4
Beverley, Kish	9	0	9	0	19	0	28	3.1
Tanner, Mike	10	0	0	0	0	15	15	1.5
Madarieta, Levi	12	0	0	0	0	12	12	1.0
Cowart, Jeff	11	0	0	0	0	11	11	1.0
Harper, Jared	4	9	0	0	0	0	9	2.2
Keele, Ryan	10	6	0	0	0	0	6	0.6
Heaney, Brandon	10	0	0	0	0	6	6	0.6
Later, Steve	3	3	0	0	0	0	3	1.0
Mortensen, Todd	5	1	0	0	0	0	1	0.2
Berry, Matt	7	-11	0	0	0	0	-11	-1.6
Engemann, Bret	8	-20	0	0	0	0	-20	-2.5
Team	7	-43	0	0	0	0	-43	-6.1
TOTAL	12	1453	3129	276	756	187	5801	483.4
OPPONENTS	12	2133	2481	207	678	390	5889	490.8

PUNTING

	NO.	YDS	AVG	LONG	TB	FC	IN20	BLKD
Payne, Matt	51	2427	47.6	76	7	2	11	1
BYU TOTAL	51	2427	47.6	76	7	2	11	1
OPPONENTS	57	2422	42.5	61	11	5	15	1



MATT BERRY

PUNT RETURNS

	No.	Yds	Avg	TD	Long
Mahe, Reno	15	196	13.1	0	28
Christensen, David	8	80	10.0	0	26
Burbidge, Jon	1	2	2.0	0	2
Christensen, Toby	1	-2	-2.0	0	0
Total	25	276	11.0	0	28
Opponents	21	207	9.9	0	21

INTERCEPTIONS

	No.	Yds	Avg	TD	Long
Nielsen, Kip	3	50	16.7	0	50
Heaney, Brandon	3	6	2.0	0	5
Burbidge, Jon	2	93	46.5	1	80
Madarieta, Levi	2	12	6.0	0	9
Gilford, Jernaro	1	0	0.0	0	0
Cowart, Jeff	1	11	11.0	0	11
Madsen, Michael	1	0	0.0	0	0
Tanner, Mike	1	15	15.0	0	15
Francisco, Aaron	1	0	0.0	0	0
Wright, Bill	1	0	0.0	0	0
Barney, Chad	1	0	0.0	0	0
Walkenhorst, Paul	1	0	0.0	0	0
Total	18	187	10.4	1	80
Opponents	21	390	18.6	3	100

KICK RETURNS

	No.	Yds	Avg	TD	Long
Brown, Curtis	9	178	19.8	0	26
Christensen, David	6	170	28.3	0	35
Mahe, Reno	6	128	21.3	0	38
Allen, James	6	121	20.2	0	28
Holder, Curtis	4	84	21.0	0	23
Deans, Logan	3	37	12.3	0	16
Beverley, Kish	1	19	19.0	0	19
Wilson, Kyle	1	19	19.0	0	19
Total	36	756	21.0	0	38
Opponents	33	678	20.5	0	44

FUMBLE RETURNS

	No.	Yds	Avg	TD	Long
Total	0	0	0.0	0	0
Opponents	3	19	6.3	1	27

2002 game highs

2002 BYU INDIVIDUAL GAME HIGHS

Rushes	33	Brown, Curtis at Utah State (Oct 04)
Yards Rushing	217	Brown, Curtis at Utah State (Oct 04)
TD Rushes	3	Brown, Curtis at Utah State (Oct 04)
Long Rush	71	Whalen, Marcus at Nevada (Sep 14)
Pass attempts	54	Engemann, Bret vs Syracuse (Aug 29)
Pass completions	35	Engemann, Bret vs Syracuse (Aug 29)
Yards Passing	386	Engemann, Bret vs Syracuse (Aug 29)
TD Passes	3	Engemann, Bret vs Syracuse (Aug 29)
.		Berry, Matt vs San Diego State (Nov 02)
.		Berry, Matt vs Wyoming (Nov 9)
Long Pass	50	Engemann, Bret vs Syracuse (Aug 29)
Receptions	8	Mahe, Reno vs Hawai'i (Sep 06)
.		Mahe, Reno vs UNLV (Oct 19)
Yards Receiving	124	Mahe, Reno vs UNLV (Oct 19)
TD Receptions	1	Occurred 16 times
Long Reception	50	Christensen, David vs Syracuse (Aug 29)
Field Goals	3	Payne, Matt vs New Mexico (Nov 16)
Long Field Goal	52	Payne, Matt vs New Mexico (Nov 16)
Punts	8	Payne, Matt vs New Mexico (Nov 16)
Punting Avg.	63.0	Payne, Matt vs Wyoming (Nov 9)
Long Punt	76	Payne, Matt vs San Diego State (Nov 02)
Long Punt Return	28	Mahe, Reno at Utah (Nov 23)
Long Kickoff Return	38	Mahe, Reno at Air Force (Oct 12)
Tackles	14.0	Tanner, Mike at Air Force (Oct 12)
.		Walkenhorst, Paula at Colo. St.(Oct 24, 2002)
.		Francisco, Aaron at Utah (Nov 23)
Sacks	3.0	Poppinga, Brady vs San Diego State (Nov 02)
Tackles For Loss	3.0	Walkenhorst, Paul vs Syracuse (Aug 29)
.		Poppinga, Brady vs Syracuse (Aug 29)
.		Walkenhorst, Paul vs Hawaii (Sep 06)
.		Bockwoldt, Colby vs San Diego State (Nov 02)
.		Poppinga, Brady vs San Diego State (Nov 02)
.		Bockwoldt, Colby at Utah (Nov 23)
.		Pili, Ifo at Utah (Nov 23)
Interceptions	2	Nielsen, Kip vs Hawaii (Sep 06)
.		Heaney, Brandon at Georgia Tech (Sep 21)

2002 BYU TEAM GAME HIGHS

Rushes	55	at Utah State (Oct 04)
Yards Rushing	269	at Utah State (Oct 04)
Yards Per Rush	5.6	vs Syracuse (Aug 29)
TD Rushes	4	vs Hawaii (Sep 06)
Pass attempts	57	at Georgia Tech (Sep 21)
Pass completions	36	vs Syracuse (Aug 29)
Yards Passing	397	vs Syracuse (Aug 29)
Yards Per Pass	8.8	vs San Diego State (Nov 02)
TD Passes	3	vs Syracuse (Aug 29)
.		vs San Diego State (Nov 02)
.		vs Wyoming (Nov 9)
Total Plays	100	at Utah State (Oct 04)
Total Offense	615	vs Syracuse (Aug 29)
Yards Per Play	6.5	vs Syracuse (Aug 29)
Points	42	vs Syracuse (Aug 29)
Sacks By	5	vs San Diego State (Nov 02)
First Downs	31	vs Syracuse (Aug 29)
.		at Utah State (Oct 04)
Penalties	13	vs Syracuse (Aug 29)
.		at Nevada (Sep 14)
Penalty Yards	140	at Nevada (Sep 14)
Turnovers	5	at Air Force (Oct 12)
Interceptions By	4	vs Hawaii (Sep 06)




2002 OPPONENT INDIVIDUAL GAME HIGHS

Rushes	40	Warfield, Brandon, at Utah (Nov 23)
Yards Rushing	194	Warfield, Brandon, at Utah (Nov 23)
TD Rushes	4	Harridge, Chance, at Air Force (Oct 12)
Long Rush	73	Samuel, James, at Utah State (Oct 04)
Pass attempts	53	Fuentes, Jose, at Utah State (Oct 04)
Pass completions	28	Threadgill, Zac, at Nevada (Sep 14)
Yards Passing	410	Threadgill, Zac, at Nevada (Sep 14)
TD Passes	4	Threadgill, Zac, at Nevada (Sep 14)
Long Pass	95	Threadgill, Zac, at Nevada (Sep 14)
Receptions	12	Burleson, Nate, at Nevada (Sep 14)
Yards Receiving	213	Burleson, Nate, at Nevada (Sep 14)
TD Receptions	1	Osgood, Kassim, vs San Diego State (Nov 02)
Long Reception	95	Burleson, Nate, at Nevada (Sep 14)
Field Goals	3	Komine, Britton, vs Hawaii (Sep 06)
Long Field Goal	44	Gossett, Neal, vs Hawaii (Sep 06)
Punts	8	Fleming, Tim, at Nevada (Sep 14)
Punting Avg.	52.3	Bythwood, Dan, at Nevada (Sep 14)
Long Punt	61	Burleson, Nate, at Nevada (Sep 14)
Long Punt Return	21	Streelman, Eric, at Nevada (Sep 14)
Long Kickoff Return	44	Tolver, J.R., vs San Diego State (Nov 02)
Tackles	16.0	Armah, Derek, vs Wyoming (Nov 9)
Sacks	2.0	Counter, Dwight, vs New Mexico (Nov 16)
Tackles For Loss	3.0	Burleson, Nate, at Nevada (Sep 14)
Interceptions	2	Babcock, Jeff, at Colorado State (Oct 24)

2002 OPPONENT TEAM GAME HIGHS

Rushes	79	at Air Force (Oct 12)
Yards Rushing	386	at Air Force (Oct 12)
Yards Per Rush	7.2	at Utah State (Oct 04)
TD Rushes	7	at Air Force (Oct 12)
Pass attempts	57	at Utah State (Oct 04)
Pass completions	28	at Nevada (Sep 14)
Yards Passing	410	at Nevada (Sep 14)
Yards Per Pass	11.1	at Nevada (Sep 14)
TD Passes	4	at Nevada (Sep 14)
Total Plays	88	at Air Force (Oct 12)
Total Offense	529	at Nevada (Sep 14)
Yards Per Play	7.1	at Nevada (Sep 14)
Points	52	at Air Force (Oct 12)
Sacks By	5	at Utah (Nov 23)
First Downs	28	at Air Force (Oct 12)
Penalties	9	at Nevada (Sep 14)
Penalty Yards	82	at Nevada (Sep 14)
Turnovers	4	vs Hawaii (Sep 06)
Interceptions By	4	at Air Force (Oct 12)



Ifo Pili