

# BRIGHAM YOUNG BASKETBALL

TRAVIS HANSEN  
Conference Player of the Year  
Candidate

2002-2003 COUGAR HOOPS

## BYU 2002-03 SCHEDULE

DATE	OPPONENT	TIME	TELEVISION
Nov. 1	Varsity Preview	7:00 p.m.	
Nov. 5	EA Sports All-Stars	7:00 p.m.	
Nov. 13	Worldwide	7:00 p.m.	
Nov. 22-25	Paradise Jam @ U.S. Virgin Islands		
Nov 22	v. Toledo	8:30 p.m.	
Nov 23	v. Kansas State	6:15 p.m.	
Nov 25	v. Michigan, VA Tech, or SBU	TBA	
Nov. 30	Rice	7:00 p.m.	
Dec. 4	@ Arizona State	7:00 p.m.	Fox Sports Ariz.
Dec. 7	@ Creighton	2:00 p.m.	
Dec. 11	San Diego	7:00 p.m.	
Dec. 14	Utah State	7:00 p.m.	SportsWest
Dec. 21	UC Santa Barbara	5:00 p.m.	
Dec. 23	@ San Francisco	7:00 p.m.	
Dec. 28	Southern Utah	7:00 p.m.	
Jan. 2	Pepperdine	7:00 p.m.	
Jan. 4	ESPN Touchstone Energy All-College Classic v. Oklahoma State @ Okla. City	5:30 p.m.	ESPN2
Jan. 8	@ Weber State	7:00 p.m.	
Jan. 11	Idaho State	7:00 p.m.	
Jan. 16	UNLV	7:00 p.m.	SportsWest
Jan. 20	@ San Diego State	7:00 p.m.	SportsWest
Jan. 25	Utah	1:00 p.m.	ESPN+
Feb. 1	New Mexico	1:00 p.m.	ESPN+
Feb. 3	Air Force	8:30 p.m.	
Feb. 8	@ Wyoming	1:00 p.m.	ESPN+
Feb. 10	@ Colorado State	7:00 p.m.	
Feb. 14	@ UNLV	7:30 p.m.	SportsWest
Feb. 17	San Diego State	8:30 p.m.	SportsWest
Feb. 24	@ Utah	10:00 p.m.	ESPN
Mar. 1	@ Air Force	4:00 p.m.	SportsWest
Mar. 3	@ New Mexico	7:00 p.m.	SportsWest
Mar. 6	Wyoming	7:00 p.m.	SportsWest
Mar. 8	Colorado State	7:00 p.m.	SportsWest
Mar. 12-15	MWC Tournament @ Las Vegas	TBA	

All times local to site

# BRIGHAM YOUNG BASKETBALL



**22,700-SEAT MARRIOTT CENTER**  
**BYU ENTERS THE 2002-03 SEASON**  
**WITH THE NATION'S LONGEST**  
**HOMECOURT WINNING STREAK**  
**36 AND COUNTING. . .**

## UNIVERSITY INFO

Location: Provo, Utah (84602)  
Founded: Oct. 15, 1875  
Elevation: 4,553 feet  
Enrollment: 32,122 (daytime)  
Nickname: Cougars  
Mascot: Cosmo  
Colors: Dark Blue, White and Tan  
Arena (Capacity): Marriott Center (22,700)  
Affiliation: NCAA Division I  
Conference: Mountain West Conference  
President: Merrill J. Bateman (Utah, 1960)  
Men's Athletics Director: Q. Val Hale (BYU, 1981)  
Athletic Website: byucougars.com  
Tickets: 378-BYU1 or 1-800-322-BYU1

## TEAM INFO

2001-2002 Overall Record: 18-12  
Conference record/finish: 7-7 (T-4th, Mountain West)  
2002 Postseason: (1-1)  
NIT second round - lost at Memphis  
2002 Final Ranking: N/A  
Starters Returning/Lost: 3/2  
Lettermen Returning/Lost: 8/7  
Redshirts Returning: 2  
Newcomers: 5

## HISTORY

First Year of Basketball: 1903  
Overall All-Time Record: 1427-922 (.607)  
No. of Postseason Appearances (record): 28 (23-29)  
Total NCAA Appearances (Record): 19 (11-22)  
Most Recent NCAA Appearance: 2001  
Result: (0-1) Lost, NCAA First Round in San Diego vs. Cincinnati, 84-59  
Total NIT Appearances (Record): 9 (12-7)  
Most Recent NIT Appearance: 2002  
Result: (1-1) Def. UC Irvine, 78-53  
Lost, at Memphis, 80-69

## COACHING STAFF

Head Coach: Steve Cleveland  
Alma Mater (year): UC-Irvine (1976)  
Record at school (years): 85-69 (5)  
Career record (years): 85-69 (5)  
Office phone for head coach: 801-378-3612  
Best time/day to reach coach: Call SID  
Basketball Office Fax: (801) 378-5965  
Assistant coaches (Alma Mater/year)  
Dave Rose (Houston, 1983)  
Andy Toolson (BYU, 1990)  
John Wardenburg (BYU, 1986)  
Director of Basketball Operations (Alma Mater/year):  
Nate Call (BYU, 1993)

## MEDIA RELATIONS INFORMATION

Assoc. AD/Director: Duff Tittle  
Office Phone: (801) 422-8948  
Home Phone: (801) 227-0746  
Email: duff\_tittle@byu.edu  
Basketball Contact: Brett Pyne  
Office Phone: (801) 422-4912  
Cell Phone: (801) 367-1631  
Home Phone: (801) 796-6867  
E-Mail: brett\_pyne@byu.edu  
Media Relations Fax: (801) 422-0633  
Pressrow Phone: (801) 378-3675  
SID Mailing Address:  
30 SFH, Provo, UT 84602-2239

# BYU BASKETBALL 2002-2003



## MEDIA GUIDE CREDITS

Produced by Dave Broberg & Brett Pyne  
Production Assistance by Ryan Gardner, Jared Neilsen, Doug Anderson  
Cover Design by Dave Broberg  
Editorial Coordinator: Brett Pyne  
Editorial Assistance by Deven McCann, Joe Evans, Riana Jevne, Sam Araki, Ashli Hansen  
Photography by Mark Philbrick and Jaren Wilkey  
Printing by BYU Print Services, special thanks to Doug Maxwell

# table of contents



## 4 2002-03 SEASON

Season Preview	4-6
Position Breakdown	5-6
Meet the Cougars	7
Schedule	8
Rosters	8
Roster Breakdown	9
Travis Hansen bio	10-12
Mark Bigelow bio	13-15
Dan Howard bio	16-18
Bart Jepsen bio	19-21
Jared Jensen bio	22-24
John Allen bio	25-26
Terry Nashif bio	26-27

## 28 2002-03 SEASON (CONT.)


Marc Roberts bio	28-29
Ricky Bower bio	30
Jake Shoff bio	31
Rafael Araujo bio	32
Luiz Lemes bio	33
Kevin Woodberry bio	34
Austin Ainge bio	35
Jermaine Odjegba bio	36

## 37 COUGAR COACHING STAFF

Steve Cleveland bio	38-40
Style of Play	39
Dave Rose bio	41
Andy Toolsen bio	42
John Wardenburg bio	43
Nate Call bio	44
Basketball Support Staff	45
Commitment by Coaches	46
Team Photo	46

## 47 THE UNIVERSITY

This is BYU	48-53
Distinguished Alumni	52
Athletic Facilities	54-55
Athletic Training	56
Strength and Conditioning	57
Marriott Center	58-61
BYU Athletic Tradition	62-63
Cougar Club	64-65
Student Athlete Center	66-67
Utah Valley Community	68
Academic Achievement	69
Athletic Administration	70-74



## 75 THE MWC/OPPONENTS

MWC Information	76-77
MWC Notes	78
MWC Review/Standings	79
MWC Composite Schedule	80-81
MWC Basketball Arenas	82
Schedule Breakdown	84
BYU on TV	84
Opponent Profiles	85-96
All-Time Series Records	97-98
Series Results vs. Opponents	99-106
Old Oquirrh Bucket	106

## 107 BYU HOOP TRADITION

BYU's Memorable Games	108-113
100 Years of Basketball	114
All-Time Results/Summaries	115-129
NCAA Player of the Year	130
All-Americans	131
All-Conference Players	132
Conference Championships	133
NCAA Hall of Fame	134-135
Cougars in the NBA	136-137
All-Time Lettermen	138-139
Postseason Results	140
Conference Tournament Results	140
Tournament Results	141
March Madness	142

## 143 BYU HOOP RECORDS

Individual Records	144-148
Team Records	149
Marriott Center Records	150
NCAA Tournament Records	151
NIT Records	152
NCAA Record Book/Polls	153
Cumulative Stats	154-155
Coaching Records	128, 156

## 157 2001-02 SEASON REVIEW

Season Wrap-up	158-159
Season Results	158
Season Player Honors	159
Senior Salute	160-163
Season Statistics	164-174
MWC Statistics Summary	170
Season Box Scores	175-179
Media Services/Policies	180
Broadcast Information	181
Basketball Phone Directory	181
Coming to Provo	182
Media Contact Information	183
SID Directory	184
Radio/TV Roster	Inside Back Cover
Pronunciation	Inside Back Cover

# 10 reasons to choose BYU

## 1. COACHING STAFF (pages 37-45)

- Rebuilt 1-25 program into conference championship team in four seasons
- Top recruiting, including conference newcomer team selection five straight years
- 422 wins in 22 years as a head coach, an average of 19 wins per season
- A .661 winning percentage in 22 years as a head coach.
- Teams have qualified for a postseason tournament all 22 years
- Playing experience in college, NBA and European professional levels

## 2. UNIVERSITY (pages 47-74)

- Outstanding academic reputation
- Unique and diverse opportunities
- Commitment to athletics
- Outstanding facilities
- Nation's largest private university

## 3. ACADEMICS (pages 66-67, 69)

- Commitment to graduation
- Full-time Academic Advisement staff
- Mentor/Tutor Program
- Member of the NCAA CHAMPS/Life Skills Program

## 4. TRADITION (pages 107-142)

- 19 NCAA Appearances
- 2 NIT Championships
- 25 Conference Championships

## 5. MARRIOTT MAGIC (pages 58-61)

- 340-106 Marriott Center record, a .762 winning percentage
- Nation's longest home winning streak (36 games)
- More than 17,000 annual attendance average over the past 31 seasons
- 22,700 seat arena

## 6. SCHEDULE (pages 84-96)

- 17 games vs. postseason tournament teams from a year ago
- Paradise Jam in U.S. Virgin Islands
- ESPN/SportsWest Television
- MWC Tournament in Las Vegas

## 7. BYU & THE PROS (pages 136-137)

- 41 player selections in the NBA draft
- Five first round draft choices
- One NBA Rookie of the Year
- Many signed to play professionally overseas

## 8. STYLE OF PLAY (page 39)

- Up-tempo offense
- Pressure defense
- Three-point shooting

## 9. COMMUNITY (pages 68)

- Great living environment
- Diverse activities, natural wonders
- Great support and tradition
- Love the game


## 10. COMMITMENT (page 46)

- BYU's Mission and commitment to its athletes
- Student and community support
- Staff and the development of the student-athlete



# BRIGHAM YOUNG UNIVERSITY

## COUGAR BASKETBALL 2002-2003



With some talented new additions and more depth at nearly every position, the 2002-03 BYU men's basketball team is poised to challenge for the Mountain West Conference title and its second NCAA tournament invite in the last three years.

Coming off its third straight postseason tournament appearance, the 2002-03 Cougars have significantly more experience than last year's team, which achieved an 18-12 record and advanced to the second round of the National Invitation Tournament despite returning only one starter and boasting just two seniors and one junior. In contrast, this year's roster includes nine upperclassmen among eight returning lettermen and five transfers.

BYU coach Steve Cleveland will again rely on the talents of returning starters Travis Hansen, a second-team All-Mountain West Conference guard, Mark Bigelow, an honorable mention All-MWC forward, and center Jared Jensen, the MWC Co-Freshman of the Year. Hansen, the lone senior on the roster, returns as the team's leading scorer (15.6 ppg) and rebounder (6.2 rpg). Bigelow, the 1999 Western Athletic Conference Freshman of the Year, was the team's second-leading scorer (14.9 ppg) despite fighting through conditioning issues in his first season back from a two-year LDS Church mission. Jensen started 25 of 30 games in his first season and averaged 8.6 points while showing significant potential as a scorer in the post.

Junior combo guard Ricky Bower, a 6-foot-4 transfer from Wisconsin, and junior forward Jake Shoff, a 6-foot-9 transfer from Weber State, will get their chance to play after sitting out last season because of transfer rules. Bower is considered among the team's best shooters and is expected to play a significant role on the perimeter, while Shoff was Weber State's leading rebounder (6.0) as a sophomore.

Three highly regarded junior college transfers signed with the Cougars this year and should have an impact on the perimeter and in the post. Rafael Araujo, a 6-foot-11, 265-pound center from Sao Paulo, Brazil, earned second-team NJCAA All-America honors at Arizona Western College last year. Point guard Kevin Woodberry led Dixie State College to the NJCAA national title, while Luiz Lemes, also from Sao Paulo, was a first-team NJCAA Region 2 combo guard from Eastern Oklahoma State College.

In all, BYU's roster includes one senior, eight juniors, four sophomores and two freshman. Ten players have earned Division I letters, eight with the Cougars, while three bring strong junior college credentials.

## POINT GUARD

Bower, Woodberry (6-foot, 170-pound junior), and Lemes (6-foot-3, 175-pound junior) could all play a role at the point. Woodberry is a true point guard and strong defender while Bower and Lemes are combo guards who could also see time at the shooting guard spot.

Woodberry, a Phoenix, Ariz., native, led Dixie State College to a 34-3 record and the 2002 NJCAA National Championship as a second-team All-Scenic West Athletic Conference selection. Woodberry led the Rebels in assists (3.6), steals (2.0), three-point field goals (73) and free throw percentage (.815). He shot 41.2 percent from the floor, including 41 percent on threes, while averaging 11.4 points and 2.9 rebounds per contest. Bower was considered one of the Cougars' top players in practice last year during a redshirt season. He is an excellent shooter and tough competitor who shot 44 percent from three-point range and 81 percent from the free throw line as a sophomore at Wisconsin while scoring 4.3 points per game. Lemes shot 47 percent from the floor, 40 percent on threes, and 76 percent from the free throw line as Eastern Oklahoma's second-leading scorer at 15.1 points per game. He led the team in steals (2.2) and was second in assists (3.6) while playing strictly the two-guard last year after playing primarily the point his freshman season. During his two seasons at Eastern Oklahoma State College (Wilburton, Okla.), Lemes led the Mountaineers to back-to-back Region 2 Tournament runner-up finishes with records of 23-8 and 25-7. Returning reserve Terry Nashif (5-foot-10 sophomore) is a true point who played in 21 games last year in limited action. Austin Ainge (6-foot-1 freshman), son of BYU All-American Danny Ainge, is a heady floor leader and strong shooter who returned from a mission in August. If he doesn't redshirt in 2002-03, he will be another significant talent at the point.

### POINT GUARDS


13	Austin Ainge	G	6-1	175	Fr.
14	Ricky Bower	G	6-4	185	Jr.
4	Luiz Lemes	G	6-3	180	Jr.
10	Terry Nashif	G	5-10	165	So.
24	Kevin Woodberry	G	6-0	170	Jr.

## SHOOTING GUARD

Hansen is an MWC Player of the Year candidate entering his final season. The senior was BYU's best player last year and should continue to improve in 2002-03. At 6-foot-6, Hansen is an extremely athletic player who can create his own shot or knock down the three. His explosiveness was evidenced by game highs of 30 points and 17 rebounds last year. Hansen shot 42 percent from three-point range and 76 percent from the line while totaling a team-leading 15.6 points and 6.2 rebounds per game. Lemes, who made 66 threes (2.1 per game) last season at Eastern Oklahoma, and Bower will also see time on the wing. Recently returned missionary Marc Roberts (6-foot-3 sophomore) and incoming freshman Jermaine Odjegba, a 6-foot-5 guard out of Lake Park, Fla., will add depth but could also redshirt.

### SHOOTING GUARDS

14	Ricky Bower	G	6-4	185	Jr.
2	Travis Hansen	G/F	6-6	210	Sr.
4	Luiz Lemes	G	6-3	180	Jr.
34	Jermaine Odjegba	G	6-5	190	Fr.
12	Marc Roberts	G	6-3	205	So.



# season preview



## SMALL FORWARD

Bigelow should return in better shape after a summer of condition and strength training. In his first year back from a two-year mission layoff, he showed signs of his potential with a 31-point performance in a win over Arizona State while averaging 14.9 points overall. As a freshman in 1999, he led BYU in scoring (15.0) and rebounding (6.3). A threat from long range, Bigelow led the Cougars last year in three-pointers made with 65 on 42 percent shooting and holds the BYU record for consecutive games with a trey (22). He made two or more threes in 18 games last year while also making 80 percent from the line. Hansen will likely swing to the three-position when Bigelow is out of the game, with Lemes or Bower playing two-guard. John Allen (6-foot-7 sophomore), who appeared in 18 games as a freshman, returns from a mission and has the ability to earn some time on the perimeter or in the post.

### SMALL FORWARDS

15	John Allen	F	6-7	215	So.
3	Mark Bigelow	F/G	6-7	195	Jr.
2	Travis Hansen	G/F	6-6	210	Sr.

## POWER FORWARD

Araujo and Jensen could both see time the four and five positions. At 6-foot-11, Araujo is a strong, physical player who runs the floor well and has range on the perimeter (14-49 from three-point range), while Jensen is developing the mid-range game he wasn't asked to use last year playing the five spot. Returning letterman Bart Jepsen, a 6-foot-9 junior, played in all 30 games last year off the bench, averaging 7.8 minutes per game. He runs the floor well and is able to make an impact defensively. Junior

### POWER FORWARDS

15	John Allen	F	6-7	215	So.
55	Rafael Araujo	C	6-11	265	Jr.
52	Jared Jensen	F/C	6-9	250	So.
32	Bart Jepsen	F	6-9	235	Jr.
5	Jake Shoff	F/C	6-9	265	Jr.


Jake Shoff, who sat out last year due to transfer rules, is a rebounding specialist who led Weber State on the boards (6.0) as a sophomore. A wide load at 265 pounds, Shoff has a nice shot as he added 7.6 points per game as a Wildcat while shooting 56 percent from the floor. Allen also could be a factor with his ability to extend out to the perimeter.

## CENTER

Araujo, Jensen, Shoff and returning letterman Dan Howard (7-foot junior) could all see time at the five-position. Araujo led Arizona Western to a 28-3 record and No. 6 national ranking last year before losing in the finals of the NJCAA Region 1 Tournament. One of the top 10 junior college players in the country, he scored 17.9 points and grabbed 10.7 rebounds for the Matadors while shooting 57 percent from the floor, 28 percent on threes and 67 percent from the line. Araujo and Jensen are BYU's primary post-scoring threats while Howard is a defensive specialist who played a significant role during the latter part of last season. He averaged 3.4 points and 3.8 rebounds over the last nine games in 15.7 minutes of action. Overall, he averaged 1.8 points and 2.2 rebounds in 9.5 minutes.


### CENTERS

55	Rafael Araujo	C	6-11	265	Jr.
40	Dan Howard	C	7-0	225	Jr.
52	Jared Jensen	F/C	6-9	250	So.
5	Jake Shoff	F/C	6-9	265	Jr.





# MEET THE COUGARS




RUNNIN' UT

# byu rosters/season schedule

## 2002-03 ALPHABETICAL ROSTER

NO.	NAME	POS.	HT.	WT.	YR.	EXP.	HOMETOWN (PREVIOUS SCHOOL)
13	Austin Ainge	G	6-1	175	Fr.	HS	Gilbert, Ariz. (Highland HS)
15	John Allen	F	6-7	215	So.	1L	Houston, Texas (Mayde HS)
55	Rafael Araujo	C	6-11	265	Jr.	TR	Sao Paulo, Brazil (Ariz. Western College)
3	Mark Bigelow	F/G	6-7	195	Jr.	2L	Olympia, Wash. (Olympia HS)
14	Ricky Bower	G	6-4	185	Jr.	TR	Meridian, Idaho (Wisconsin)
2	Travis Hansen	G/F	6-6	210	Sr.	2L	Orem, Utah (Utah Valley State College)
40	Dan Howard	C	7-0	225	Jr.	2L	Kaysville, Utah (Davis HS)
52	Jared Jensen	F/C	6-9	250	So.	1L	West Haven, Utah (Fremont HS)
32	Bart Jepsen	F	6-9	235	Jr.	2L	Roswell, N.M. (Roswell HS)
4	Luiz Lemes	G	6-3	180	Jr.	TR	Sao Paulo, Brazil (E. Oklahoma State)
10	Terry Nashif	G	5-10	165	So.	1L	Vancouver, Wash. (Evergreen HS)
34	Jermaine Odjegba	G	6-5	190	Fr.	HS	Lake Park, Fla. (Palm Beach Gardens HS)
12	Marc Roberts	G	6-3	205	So.	1L	Provo, Utah (Timpview HS)
5	Jake Shoff	F/C	6-9	265	Jr.	TR	Alpine, Utah (Weber State)
24	Kevin Woodberry	G	6-0	170	Jr.	TR	Phoenix, Ariz. (Dixie State College)



## 2002-03 NUMERICAL ROSTER



NO.	NAME	POS.	HT.	WT.	YR.	EXP.	HOMETOWN (PREVIOUS SCHOOL)
2	Travis Hansen	G/F	6-6	210	Sr.	2L	Orem, Utah (Utah Valley State College)
3	Mark Bigelow	F/G	6-7	195	Jr.	2L	Olympia, Wash. (Olympia HS)
4	Luiz Lemes	G	6-3	180	Jr.	TR	Sao Paulo, Brazil (E. Oklahoma State)
5	Jake Shoff	F/C	6-9	265	Jr.	TR	Alpine, Utah (Weber State)
10	Terry Nashif	G	5-10	165	So.	1L	Vancouver, Wash. (Evergreen HS)
12	Marc Roberts	G	6-3	205	So.	1L	Provo, Utah (Timpview HS)
13	Austin Ainge	G	6-1	175	Fr.	HS	Gilbert, Ariz. (Highland HS)
14	Ricky Bower	G	6-4	185	Jr.	TR	Meridian, Idaho (Wisconsin)
15	John Allen	F	6-7	215	So.	1L	Houston, Texas (Mayde HS)
24	Kevin Woodberry	G	6-0	170	Jr.	TR	Phoenix, Ariz. (Dixie State College)
32	Bart Jepsen	F	6-9	235	Jr.	2L	Roswell, N.M. (Roswell HS)
34	Jermaine Odjegba	G	6-5	190	Fr.	HS	Lake Park, Fla. (Palm Beach Gardens HS)
40	Dan Howard	C	7-0	225	Jr.	2L	Kaysville, Utah (Davis HS)
52	Jared Jensen	F/C	6-9	250	So.	1L	West Haven, Utah (Fremont HS)
55	Rafael Araujo	C	6-11	265	Jr.	TR	Sao Paulo, Brazil (Arizona Western College)

Head Coach: Steve Cleveland, UC Irvine, 1976 (85-69 entering sixth season)

Associate Head Coach: Dave Rose, Houston, 1983

Assistant Coaches: Andy Toolson, BYU, 1990; John Wardenburg, BYU, 1986

Director of Basketball Operations: Nate Call, BYU, 1993



## 2002-03 SCHEDULE

DATE	OPPONENT	TIME
Nov. 1	Varsity Preview	7:00 p.m.
Nov. 5	EA Sports All-Stars	7:00 p.m.
Nov. 13	Worldwide	7:00 p.m.
Nov. 22-25	Paradise Jam @ U.S. Virgin Islands	
Nov 22	v. Toledo	8:30 p.m.
Nov 23	v. Kansas State	6:15 p.m.
Noc 25	v. Michigan, VA Tech, or SBU	TBA
Nov. 30	Rice	7:00 p.m.
Dec. 4	@ Arizona State	7:00 p.m.
Dec. 7	@ Creighton	2:00 p.m.
Dec. 11	San Diego	7:00 p.m.
Dec. 14	Utah State	7:00 p.m.
Dec. 21	UC Santa Barbara	5:00 p.m.
Dec. 23	@ San Francisco	7:00 p.m.
Dec. 28	Southern Utah	7:00 p.m.
Jan. 2	Pepperdine	7:00 p.m.
Jan. 4	v. Oklahoma State @ Okla. City	5:30 p.m.
Jan. 8	@ Weber State	7:00 p.m.
Jan. 11	Idaho State	7:00 p.m.
Jan. 16	UNLV	7:00 p.m.
Jan. 20	@ San Diego State	7:00 p.m.
Jan. 25	UTAH	1:00 p.m.
Feb. 1	New Mexico	1:00 p.m.
Feb. 3	Air Force	8:30 p.m.
Feb. 8	@ Wyoming	1:00 p.m.
Feb. 10	@ Colorado State	7:00 p.m.
Feb. 14	@ UNLV	7:30 p.m.
Feb. 17	San Diego State	8:30 p.m.
Feb. 24	@ Utah	10:00 p.m.
Mar. 1	@ Air Force	4:00 p.m.
Mar. 3	@ New Mexico	7:00 p.m.
Mar. 6	Wyoming	7:00 p.m.
Mar. 8	Colorado State	7:00 p.m.
Mar. 12-15	MWC Tournament @ Las Vegas	TBA

\*Game times are local to site

## 2002-03 ROSTER BREAKDOWN

### STARTERS RETURNING (3)

Travis Hansen	G/F	6-6	(15.6 ppg, 6.2 rpg)
Mark Bigelow	F/G	6-7	(14.9 ppg, 2.7 rpg)
Jared Jensen	F/C	6-9	(8.6 ppg, 3.5 rpg)

### STARTERS LOST (2)

Eric Nielsen	F	Sr.	(10.0 ppg, 5.1 rpg)
Matt Montague	G	Sr.	(6.2 ppg, 4.2 rpg, 7.2 apg)

### LETTERWINNERS RETURNING (8)

Travis Hansen	G/F	6-6	(15.6 ppg, 6.2 rpg)
Mark Bigelow	F/G	6-7	(14.9 ppg, 2.7 rpg)
Jared Jensen	F/C	6-9	(8.6 ppg, 3.5 rpg)
Dan Howard	C	7-0	(1.8 ppg, 2.2 rpg)
Bart Jepsen	F	6-9	(0.9 ppg, 1.4 rpg)
Terry Nashif	G	5-10	(0.5 ppg, 0.4 rpg, 0.5 apg)
John Allen	F	6-7	(1.9 ppg, 1.2 rpg in 1999-2000)
Marc Roberts	G	6-2	(1.4 ppg, 0.5 rpg in 1999-2000)

### LETTERWINNERS LOST (7)

Eric Nielsen	F	Sr.	(10.0 ppg, 5.1 rpg)
Matt Montague	G	Sr.	(6.2 ppg, 4.2 rpg, 7.2 apg)
Daniel Bobik	G	So.	(6.8 ppg, 2.2 rpg)
Jon Carlisle	C	So.	(2.4 ppg, 1.6 rpg)
Jimmy Balderson	G	Fr.	(4.0 ppg, 1.5 rpg)
Shawn Opunui	G	Fr.	(1.5 ppg, 1.0 rpg, 2.8 apg)
Jesse Pinegar	F	Fr.	(0.6 ppg, 0.4 rpg)

### REDSHIRTS RETURNING (2)

Ricky Bower	G	6-4	Jr.	(Sat out last year after transferring from Wisconsin)
Jake Shoff	F/C	6-9	Jr.	(Sat out last year after transferring from Weber State)

### NEWCOMERS (5)

Austin Ainge	G	6-1	Fr.	(Enrolling after serving mission right after high school)
Rafael Araujo	C	6-11	Jr.	(Signed out of Arizona Western College)
Luiz Lemes	G	6-3	Jr.	(Signed out of Eastern Oklahoma State College)
Kevin Woodberry	G	6-0	Jr.	(Signed out of Dixie State College)
Jermaine Odjegba	G	6-5	Fr.	(Joined team out of Palm Beach Gardens HS, Fla.)

### RETURNING FROM LDS CHURCH MISSIONS (3)

Austin Ainge	G	6-1	160	Fr.	HS	(Served mission in Dominican Republic)
John Allen	F	6-7	210	So.	1L	(Served mission in El Salvador)
Marc Roberts	G	6-2	185	So.	1L	(Served mission in Argentina)

### ON LDS CHURCH MISSIONS (4)

Garner Meads	F	6-8	Fr.	Serving mission in Edmonton, Alberta (returns for 2003-04 season)
Derek Dawes	C	6-11	So.	Serving mission in New Hampshire (returns for 2003-04 season)
Jimmy Balderson	G	6-6	So.	Serving mission in Micronesia, Guam (returns for 2004-05 season)
Sam Burgess	G	6-3	So.	Serving mission in Spokane, Wash. (returns for 2004-05 season)

## BREAKDOWN BY CLASS

### SENIORS (1)

Travis Hansen	G/F	6-6
---------------	-----	-----

### JUNIORS (8)


Kevin Woodberry	G	6-0
Luiz Lemes	G	6-3
Ricky Bower	G	6-4
Mark Bigelow	F/G	6-7
Jake Shoff	F	6-9
Bart Jepsen	F	6-9
Rafael Araujo	C	6-11
Dan Howard	C	7-0

### SOPHOMORES (4)


Terry Nashif	G	5-10
Marc Roberts	G	6-3
John Allen	F	6-7
Jared Jensen	F/C	6-9

### FRESHMAN (2)

Austin Ainge	G	6-1
Jermaine Odjegba	G	6-5



HANSEN



HOWARD





# 2

## TRAVIS HANSEN

Sr., 6-6, 210, G/F

Orem, Utah

(Utah Valley State College)

**CAPSULE:** Hansen is an MWC Player of the Year candidate entering his final season ... BYU's lone senior, he was the team's best player last year when he led the Cougars in scoring (15.6) and rebounding (6.2) ... He earned second-team All-MWC honors ... At 6-foot-6, he is an extremely athletic player who can create his own shot or knock down the three ... His explosiveness was evidenced by game highs of 30 points and 17 rebounds last year ... He is effective when slashing to the basket and has range from the three-point arc ... He shot 42.2 percent from three-point range last season ... His first season with the Cougars in 2000-01 he played a supporting role (5.5 ppg, 3.0 rpg) primarily due to a broken foot he suffered after earning a starting assignment ... He played his freshman year at Utah Valley State College before going on an LDS Church mission ... He sat out a year as a redshirt before joining the Cougars in 2000-2001.

**JUNIOR (2001-02):** Hansen earned second-team All-Mountain West Conference honors as BYU's leading scorer and rebounder ... averaged a team-leading 15.6 points and 6.2 rebounds per game ... was second in assists at 1.5 assists per game and third in blocked shots (13) ... one of three players to start all 30 games along with Mark Bigelow and Matt Montague ... shot 43.5 percent from the floor, 42.2 percent from three-point range, and 75.8 percent from the line ... had the second-best three-point percentage in conference play (.472) among MWC players ... made 35 treys (1.2 per game), second on the team ... his explosiveness was evidenced by game highs of 30 points and 17 rebounds at Pepperdine ... scored 15 or more points in 11 of the last 13 games, including four games with 20 or more points ... led BYU in scoring a team-leading 14 times, including six of the last eight games ... reached double-digit points in 24 of 30 games, including 12 of the last 13 ... had a team-leading four double-doubles ... had 22 points and 11 rebounds at Utah and career-high 30 points and 17 rebounds at Pepperdine ... his 17 boards at Pepperdine is the most boards ever by a BYU guard and the most by a Cougar since forward Brett Applegate had 17 rebounds in December 1983 ... only 20 Cougars have ever had more than 17 boards in a game ... had 18 points and 15 rebounds in a win

over Arizona State ... made 23 straight free throws until missing on his fourth attempt at home vs. SDSU ... played a key defensive role against All-American Casey Jacobsen in BYU's win over No. 13 Stanford ... held two-time Big West Player of the Year Jerry Green to nine points below his average and had a career-best 3 steals in BYU's NIT win over UC Irvine while scoring a game-high 23 points for BYU on the offensive end ... had 17 points and tied a career-best 5 assists and 3 steals at Memphis in the NIT second round.

### CAREER HIGHS:


POINTS: 30 at Pepperdine  
 FG MADE: 10 at Utah St, Pepp.  
 FG ATT: 19 at Pepperdine  
 FG%: .857 (6-7) at Weber St.  
 3FG MADE: 3 at USU, v. SDSU  
 3FG ATT: 6 vs. ASU  
 3FG%: 1.000 (2-2) v. Wyoming, at Memphis  
 FT MADE: 10 at Pepperdine  
 FT ATT: 15 at San Diego  
 FT %: 1.000 (10-10) at Pepp.  
 REB: 17 at Pepperdine  
 ASSISTS: 5 vs. UNLV, at Memphis  
 STEALS: 3 vs. UC Irvine, at Memphis  
 BLOCKS: 2 at U. San Diego  
 MINUTES: 43 at CSU


**SOPHOMORE (2000-2001):** He was fifth on the team in scoring at 5.5 points per game and also grabbed 3.0 boards per contest ... averaged 8.2 points and 3.7 rebounds during BYU's season-best, six-game winning streak ... had three double figures scoring games ... scored a season-high 12 points, with 5 rebounds and 3 assists in win at Weber State, totaled 10 points and 3 rebounds in win vs. Idaho and 10 points, 4 rebounds in loss at Colorado State ... started nine games and the Cougars had a 7-2 record in those games with losses at Colorado State and Wyoming, where he suffered a stress fracture in his right foot ... despite injury, averaged 9.0 points and 5.5 rebounds in the two losses at CSU and Wyoming ... saw limited action in next game at home vs. Utah, which resulted in a complete fracture and forced him to miss the next nine conference games ... earned a starting position midway through the year before being sidelined by the fractured right foot ... played primarily a reserve role to senior Nathan Cooper after returning from his injury ... led the team in rebounding in wins vs. Rice and Texas A&M-Corpus Christi ... equaled a season-high 7 rebounds in NCAA Tournament loss to Cincinnati ... also pulled down 7 boards in win over Texas A&M-Corpus Christi and in loss at Wyoming ... had season-high 5 assists along with 5 rebounds and 8 points in Big Monday ESPN win over UNLV ... because of injury, played in 24 of 33 games overall ... shot 40.8 percent from the floor, including 29.4 percent on threes, and 71.8 percent from the line.

**BEFORE BYU (UTAH VALLEY STATE COLLEGE):** Played freshman season at Utah Valley State (junior) College in Orem, Utah ... averaged 11 points, five rebounds and four assists while shooting 47 percent from the floor and 40 percent on three-pointers ... averaged 18.6 points per game over the final 10 contests ... received team's Iron Man Award ... coached by Jeff Reinert.

**(HIGH SCHOOL):** Prepped at Mountain View High School in Orem, Utah ... named Deseret News and Salt Lake Tribune first-team all-state his senior season ... was the Region 4 Most Valuable Player ... selected to the Utah, All-West and USA all-star teams ... Mountain View team MVP and Offensive Player of the Year his final three seasons ... named school's athlete of the year ... averaged 20 points, eight rebounds and five assists ... scored 30 or more points on several occasions ... recorded five triple-doubles as a senior ... coached by Rob Cuff.

**PERSONAL:** Born April 1978 in Provo, Utah ... parents are Scott and Laurie Hansen ... has two brothers and two sisters ... sisters Heather and Hollie, who play on the basketball team at Mountain View in Orem, have committed to play basketball at BYU ... married to the former LaRee Merrell ... served a two-year LDS Church mission to Santiago, Chile ... majoring in health science with a business minor.





**HANSEN CAREER TOTALS**

YEAR	GP	GS	MIN	AVG	FG	FGA	PCT	3FG	FGA	PCT	FT	FTA	PCT	OFF	DEF	TOT	AVG	PF	FO	A	AVG	TO	BLK	STL	PTS	AVG
2000-01	24	9	398	16.6	49	120	.408	5	17	.294	28	39	.718	24	49	73	3.0	49	3	27	1.1	17	4	15	131	5.5
2001-02	30	30	933	31.1	148	340	.435	35	83	.422	138	182	.758	42	145	187	6.2	97	4	46	1.5	68	13	19	469	15.6
Career Totals	54	39	1331	24.7	197	460	.428	40	100	.400	166	221	.751	66	194	260	4.8	146	7	73	1.4	85	17	34	600	11.1

# player profiles

## HANSEN 2001-02 GAME-BY-GAME

OPPONENT	DATE	GS	MIN	FG	FGA	PCT	3FG	FGA	PCT	FT	FTA	PCT	OFF	DEF	TOT	AVG	PP	FO	A	TO	BLK	STL	PTS	AVG	
at University of San Diego	11/17/01	*	37	6	11	.545	0	1	.000	9	15	.600	1	7	8	8.0	4	0	1	3	2	1	21	21.0	
Arizona State	11/24/12	*	31	5	16	.313	2	6	.333	6	6	1.000	5	10	15	11.5	4	0	0	5	0	0	18	19.5	
at UC Santa Barbara	11/28/01	*	36	4	16	.250	2	4	.500	4	4	1.000	2	8	10	11.0	3	0	2	1	0	0	14	17.7	
at Utah State	12/01/01	*	38	10	15	.667	3	5	.600	3	4	.750	2	3	5	9.5	4	0	1	1	0	0	26	19.8	
Weber State	12/05/01	*	23	3	7	.429	1	2	.500	0	0	.000	2	4	6	8.8	4	0	1	3	0	0	7	17.2	
Creighton	12/08/01	*	34	5	7	.714	1	1	1.000	7	9	.778	1	4	5	8.2	1	0	1	4	1	0	18	17.3	
Fort Lewis	12/12/01	*	19	6	8	.750	0	1	.000	3	4	.750	1	6	7	8.0	2	0	2	2	0	0	15	17.0	
Idaho	12/15/01	*	33	3	8	.375	2	4	.500	3	5	.600	0	4	4	7.5	4	0	1	0	1	0	11	16.3	
vs Stanford	12/22/01	*	25	3	7	.429	2	3	.667	0	1	.000	0	9	9	7.7	5	1	0	2	0	0	8	15.3	
Cal State Northridge	12/27/01	*	26	2	8	.250	0	2	.000	7	8	.875	1	3	4	7.3	3	0	1	1	0	0	11	14.9	
Southern Utah	12/29/01	*	24	5	10	.500	2	5	.400	4	4	1.000	0	4	4	7.0	4	0	3	3	0	0	16	15.0	
San Francisco	01/02/02	*	27	2	7	.286	1	4	.250	4	4	1.000	2	4	6	6.9	4	0	2	2	1	1	9	14.5	
at Pepperdine	01/05/02	*	42	10	19	.526	0	1	.000	10	10	1.000	2	15	17	7.7	5	1	2	3	0	1	30	15.7	
San Diego State	01/12/02	*	36	5	10	.500	3	4	.750	6	9	.667	0	2	2	7.3	3	0	2	1	1	1	19	15.9	
UNLV	01/15/02	*	36	2	10	.200	1	3	.333	5	10	.500	1	5	6	7.2	2	0	3	6	0	1	10	15.5	
at New Mexico	01/19/02	*	29	4	13	.308	0	3	.000	0	0	.000	0	3	3	6.9	2	0	1	2	0	0	8	15.1	
at Air Force	01/21/02	*	23	2	7	.286	0	0	.000	1	2	.500	2	3	5	6.8	5	1	1	1	0	5	14.5		
at Utah	01/28/02	*	38	6	17	.353	2	3	.667	8	8	1.000	5	6	11	7.1	2	0	0	3	0	2	22	14.9	
Wyoming	02/02/02	*	25	8	12	.667	2	2	1.000	1	2	.500	2	7	9	7.2	3	0	1	2	1	1	19	15.1	
Colorado State	02/04/02	*	36	5	9	.556	1	3	.333	6	12	.500	1	4	5	7.1	2	0	1	1	1	1	17	15.2	
at UNLV	02/09/02	*	23	6	12	.500	1	3	.333	8	10	.800	1	3	4	6.9	4	0	3	0	0	2	21	15.5	
at San Diego State	02/11/02	*	18	2	6	.333	0	1	.000	3	4	.750	0	2	2	6.7	5	1	1	0	0	0	7	15.1	
New Mexico	02/16/02	*	35	7	13	.538	0	1	.000	6	6	1.000	0	5	5	6.6	1	0	4	2	1	1	20	15.3	
Air Force Academy	02/18/02	*	34	5	11	.455	2	4	.500	7	8	.875	3	2	5	6.5	2	0	2	3	1	0	19	15.5	
Utah	02/23/02	*	34	5	8	.625	2	2	1.000	5	8	.625	0	7	7	6.6	4	0	3	1	0	0	17	15.5	
at Wyoming	02/28/02	*	31	5	16	.313	1	3	.333	5	7	.714	1	3	4	6.5	3	0	0	1	1	0	16	15.5	
at Colorado State	03/02/02	*	43	4	13	.308	2	4	.500	5	7	.714	1	3	4	6.4	3	0	2	4	0	1	15	15.5	
vs San Diego State (MWC)	03/07/02	*	35	3	15	.200	0	3	.000	4	6	.667	3	4	7	6.4	4	0	0	4	1	0	10	15.3	
U.C. Irvine (NIT)	03/14/02	*	28	8	13	.615	1	3	.333	6	7	.857	3	2	5	6.3	3	0	0	4	0	3	23	15.6	
at Memphis (NIT)	03/20/02	*	34	7	16	.438	1	2	.500	2	2	1.000	0	3	3	6.2	2	0	5	3	0	3	17	15.6	
<b>Totals</b>			<b>30</b>	<b>933</b>	<b>148</b>	<b>340</b>	<b>.435</b>	<b>35</b>	<b>83</b>	<b>.422</b>	<b>138</b>	<b>182</b>	<b>.758</b>	<b>42</b>	<b>145</b>	<b>187</b>	<b>6.2</b>	<b>97</b>	<b>4</b>	<b>46</b>	<b>68</b>	<b>13</b>	<b>19</b>	<b>469</b>	<b>15.6</b>

## HANSEN 2000-01 GAME-BY-GAME

OPPONENT	DATE	GS	MIN	FG	FGA	PCT	3FG	FGA	PCT	FT	FTA	PCT	OFF	DEF	TOT	AVG	PP	FO	A	TO	BLK	STL	PTS	AVG	
Elon College	11/21/00		11	2	3	.667	0	0	.000	0	1	.000	0	1	1	1.0	5	1	3	1	0	0	4	4.0	
Santa Barbara	11/25/00		18	3	7	.429	1	1	1.000	1	2	.500	1	2	3	2.0	2	0	1	0	1	2	8	6.0	
at San Francisco	11/30/00		11	0	6	.000	0	2	.000	0	0	.000	1	2	3	2.3	1	0	1	0	0	1	0	4.0	
at Arizona State	12/02/00		17	3	8	.375	1	1	1.000	1	2	.500	1	1	2	2.3	4	0	0	1	0	0	8	5.0	
Florida International	12/07/00		18	2	4	.500	0	0	.000	1	2	.500	2	1	3	2.4	1	0	2	0	1	0	5	5.0	
vs Rice	12/09/00		22	2	3	.667	0	1	.000	4	5	.800	0	4	4	2.7	3	0	1	3	1	0	8	5.5	
Southern Utah	12/14/00		22	1	6	.167	1	3	.333	5	6	.833	2	2	4	2.9	5	1	1	2	0	0	8	5.9	
Utah State	12/16/00	*	25	1	6	.167	0	1	.000	0	0	.000	1	3	4	3.0	2	0	2	0	0	1	2	5.4	
vs Boise State	12/21/00	*	12	0	2	.000	0	0	.000	0	0	.000	0	2	2	2.9	3	0	1	0	0	0	0	4.8	
vs Iowa State	11/22/00		18	4	4	1.000	1	1	1.000	0	0	.000	2	1	3	2.9	0	0	0	0	0	0	9	5.2	
vs Southern California	12/23/00		16	2	6	.333	0	2	.000	1	2	.500	0	0	0	2.6	3	0	0	0	0	0	5	5.2	
at Weber State	12/28/00		21	6	7	.857	0	0	.000	0	0	.000	0	5	5	2.8	2	0	3	0	1	0	12	5.8	
South Alabama	12/30/00	*	14	1	4	.250	1	1	1.000	2	2	1.000	0	0	0	2.6	1	0	1	2	0	1	5	5.7	
Idaho Vandals	01/02/01	*	18	3	6	.500	0	0	.000	4	6	.667	2	1	3	2.6	1	0	0	1	0	1	10	6.0	
Texas A & M-Corpus Christi	01/06/01	*	17	3	5	.600	0	1	.000	0	0	.000	0	7	7	2.9	2	0	1	1	0	1	6	6.0	
San Diego State	01/13/01	*	20	4	8	.500	0	0	.000	0	0	.000	1	1	2	2.9	1	0	1	1	0	1	8	6.1	
UNLV	01/15/01	*	24	3	6	.500	0	0	.000	2	2	1.000	2	3	5	3.0	3	0	5	1	0	1	8	6.2	
at Colorado State University	01/20/01	*	15	4	6	.667	0	1	.000	2	2	1.000	2	2	4	3.1	5	1	0	0	0	1	10	6.4	
at Wyoming	01/22/01	*	27	2	9	.222	0	0	.000	4	6	.667	2	5	7	3.3	2	0	2	2	0	2	8	6.5	
Utah	01/29/01		11	1	2	.500	0	0	.000	0	0	.000	0	1	1	3.2	0	0	1	2	0	1	2	6.3	
vs Air Force (MWC Tournament)	03/08/01		9	0	0	.000	0	0	.000	0	0	.000	1	0	1	3.0	2	0	1	0	0	0	0	6.0	
vs Wyoming (MWC Tournament)	03/09/01		5	0	2	.000	0	1	.000	0	0	.000	0	2	2	3.0	1	0	0	0	0	0	0	5.7	
vs New Mexico (MWC Tournament)	03/10/01		14	1	3	.333	0	0	.000	1	1	1.000	0	0	0	2.9	0	0	0	0	0	2	3	5.6	
vs Cincinnati (NCAA Tournament)	03/15/01		13	1	7	.143	0	1	.000	0	0	.000	4	3	7	3.0	0	0	0	0	0	0	2	5.5	
<b>Totals</b>			<b>9</b>	<b>398</b>	<b>49</b>	<b>120</b>	<b>.408</b>	<b>5</b>	<b>17</b>	<b>.294</b>	<b>28</b>	<b>39</b>	<b>.718</b>	<b>24</b>	<b>49</b>	<b>73</b>	<b>3.0</b>	<b>49</b>	<b>3</b>	<b>27</b>	<b>17</b>	<b>4</b>	<b>15</b>	<b>131</b>	<b>5.5</b>


## HANSEN VS. THE MOUNTAIN WEST CONFERENCE

TEAM	GP	GS	MIN	AVG	FG	FGA	PCT	3FG	FGA	PCT	FT	FTA	PCT	OFF	DEF	TOT	AVG	PP	FO	A	TO	BLK	STL	PTS	AVG
Air Force	3	2	66	22.0	7	18	.389	2	4	.500	8	10	.800	6	5	11	3.7	9	1	4	4	2	0	24	8.0
Colorado State	3	3	94	31.3	13	28	.464	3	8	.375	13	21	.619	4	9	13	4.3	10	1	3	5	1	3	42	14.0
New Mexico	3	2	78	26.0	12	29	.414	0	4	.000	7	7	1.000	0	8	8	2.7	3	0	5	4	1	3	31	10.3
San Diego State	4	4	109	27.3	14	39	.359	3	8	.375	13	19	.684	4	9	13	3.3	13	1	4	6	2	2	44	11.0
UNLV	3	3	83	27.7	11	28	.393	2	6	.333	15	22	.682	4	11	15	5.0	9	0	11	7	0	4	39	13.0
Utah	3	2	83	27.7	12	27	.444	4	5	.800	13	16	.813	5	14	19	6.3	6	0	4	6	0	3	41	13.7
Wyoming	4	3	88	22.0	15	39	.385	3	6	.500	10	15	.667	5	17	22	5.5	9	0	3	5	2	3	43	10.8
<b>Totals</b>	<b>23</b>	<b>19</b>	<b>601</b>	<b>26.1</b>	<b>84</b>	<b>208</b>	<b>.404</b>	<b>17</b>	<b>41</b>																

**CAPSULE:** Bigelow is an all-conference candidate and with player-of-the-year abilities ... Despite being hampered last season by conditioning in first year back from a two-year mission layoff, Bigelow showed signs of why he was BYU's best player prior to his mission ... He put on a 31-point performance in a win over Arizona State while averaging 14.9 points and earning honorable mention All-MWC recognition in 2001-02 ... Bigelow was BYU's leading scorer (15.0) and rebounder (6.3) and WAC Pacific Division Freshman of the Year and All-WAC Second Team in 1998-99 before going on a two-year LDS Church mission to Ft. Lauderdale, Fla. ... A threat from long range, Bigelow led the Cougars last year in three-pointers made with 65 on 42.2 percent shooting and set the BYU record for consecutive games with a trey (22) ... He can play the 2 or the 3 spot on the floor for the Cougars ... He is an excellent shooter and extremely intelligent player ... A gifted offensive player with a great mid-range game ... He moves well without the ball ... He had a career-high 33 points at Washington State and twice recorded highs of 14 rebounds in a game.

**SOPHOMORE (2001-02):** Bigelow earned honorable mention All-MWC recognition as BYU's second-leading scorer at 14.9 points per game ... one of three players to start all 30 games along with Travis Hansen and Matt Montague ... was fifth on the team with 2.7 rebounds per game and third with 1.5 assists per game ... was third on the team with

21 steals ... shot 43.5 percent from the floor and 80.3 percent from the free throw line ... led the team in three-pointers made with 65 on 42.2 percent shooting from behind the arc ... including his freshman season, set the BYU record with 22 consecutive games with a trey (set vs. UNLV in Provo) after making a three-pointer in each of



# 3

## MARK BIGELOW

Jr., 6-7, 195, F/G  
Olympia, Wash.  
(Olympia HS)

the first 15 games of 2001-02 ... made two or more threes in 18 games, including a career-equaling 5 threes vs. Southern Utah ... had four threes vs. CSU in Provo, a conference-season high, and went 3-6 vs. UCI and 3-5 vs. Memphis in the 2002 NIT ... made a team-leading 2.2 threes per game ... scored at least 13 points in 23 of 30 games while reaching double digits 26 times ... had five games with 20 or more points, including a BYU season-high 31 to lead BYU to a win over Arizona State ... had a string of 14 straight double-digit games ... led BYU in scoring 12 times in 2001-02 ... had a season-high 7 rebounds against Weber State ... had 15 points in NIT win over UC Irvine ... drove through traffic for a monster dunk while scoring 17 points in NIT loss at eventual champion Memphis.

**FRESHMAN (1998-99):** He was the 1999 WAC Pacific Division Freshman of the Year, All-WAC Second Team and All-Newcomer Team in 1999 ... was BYU's leading scorer (15.0) and rebounder (6.3) ... reached double figures in 23 of 28 games, including 15 games with 15 or more points and nine games with 20 or more points ... had a career-high 33 points at Washington State and recorded highs of 14 rebounds against Denver and Cal State Northridge ... had four double-doubles, including 15 points, 14 rebounds vs. Denver, 14 points, 14 rebounds vs. Cal State Northridge ... 13 points, 10 rebounds at Utah, and 23 points, 11 rebounds at Fresno State ... came close to additional double-doubles in four games, including 24 points, 9 steals vs. Arizona ... 22 points, 9 rebounds vs. California, 20 points, 9 rebounds at San Diego State, and 20 points, 8 rebounds in WAC Tournament upset of TCU ... his nine steals against Arizona set a BYU record.

**BEFORE BYU:** Prepped at Olympia High in Olympia, Wash....lettered four years ... was all-league, second team all-area, all-state by USA Today ... team captain ... led team to league and district championships ... top scorer in 3A state tournament as a senior ... named 3A state tournament MVP ... averaged 20 points, 4 assists and 8 rebounds per game ... coached by John Kiley (Washington).

**PERSONAL:** Born January 1980 in Olympia, Wash. ... parents are Michael and Judy ... likes water skiing and golf ... recruited by Utah, St. Joseph's, San Jose State, Oregon, Portland, UC Santa Barbara, Wyoming and Pepperdine ... married Terra Smith, a starter on BYU's women's soccer team, in summer 2002 ... economics major.

### CAREER HIGHS:

POINTS: 33 at Washington St.  
FG MADE: 11 at Washington St.  
FG ATT: 20 at Wash. St., CSUN  
FG%: .800 (8-10) vs. UTEP  
3FG MADE: 5 vs. La Tech, SUU  
3FG ATT: 10 vs. CSUN  
3FG%: .750 (3-4) at Wash. St.  
FT MADE: 11 (twice)  
FT ATT: 11 (twice)  
FT %: 1.000 (11-11) (twice)  
REB: 14 (twice)  
ASSISTS: 6 (twice)  
STEALS: 9 vs. Arizona  
BLOCKS: 3 at UCSB, v. Creighton  
MINUTES: 42 vs. Arizona

# player profiles

## BIGELOW 2001-02 GAME-BY-GAME

OPPONENT	DATE	GS	MIN	FG	FGA	PCT	3FG	FGA	PCT	FT	FTA	PCT	OFF	DEF	TOT	AVG	PF	FO	A	TO	BLK	STL	PTS	AVG	
at University of San Diego	11/17/01	*	23	3	10	.300	1	3	.333	2	2	1.000	0	2	2	2.0	5	1	3	2	0	0	9	9.0	
Arizona State	11/24/01	*	37	9	17	.529	4	8	.500	9	10	.900	1	2	3	2.5	2	0	4	2	0	0	31	20.0	
at UC Santa Barbara	11/28/01	*	34	5	13	.385	4	6	.667	1	1	1.000	0	5	5	3.3	1	0	1	5	3	0	15	18.3	
at Utah State	12/01/01	*	28	5	12	.417	3	7	.429	8	9	.889	2	0	2	3.0	5	1	1	2	0	2	21	19.0	
Weber State	12/05/01	*	31	5	12	.417	2	6	.333	2	2	1.000	3	4	7	3.8	3	0	3	2	0	0	14	18.0	
Creighton	12/08/01	*	35	5	11	.455	2	4	.500	5	6	.833	0	0	0	3.2	3	0	1	3	3	2	17	17.8	
Fort Lewis	12/12/01	*	19	4	5	.800	1	2	.500	5	5	1.000	0	1	1	2.9	1	0	1	2	0	1	14	17.3	
Idaho	12/15/01	*	24	4	7	.571	3	6	.500	8	8	1.000	0	4	4	3.0	3	0	1	2	0	1	19	17.5	
vs Stanford	12/22/01	*	37	4	9	.444	2	4	.500	5	8	.625	0	5	5	3.2	2	0	0	2	0	0	15	17.2	
Cal State Northridge	12/27/01	*	35	10	20	.500	4	10	.400	3	4	.750	0	2	2	3.1	0	0	1	2	0	0	27	18.2	
Southern Utah	12/29/01	*	30	7	14	.500	5	8	.625	1	2	.500	2	4	6	3.4	0	0	2	3	0	0	20	18.4	
San Francisco	01/02/02	*	34	4	11	.364	1	3	.333	6	6	1.000	0	2	2	3.3	0	0	1	0	0	0	15	18.1	
at Pepperdine	01/05/02	*	33	3	12	.250	1	5	.200	7	8	.875	0	2	2	3.2	4	0	1	1	0	0	14	17.8	
San Diego State	01/12/02	*	29	5	13	.385	1	6	.167	2	2	1.000	0	1	1	3.0	3	0	2	2	0	1	13	17.4	
UNLV	01/15/02	*	34	4	10	.400	2	5	.400	6	8	.750	1	3	4	3.1	1	0	0	5	1	0	16	17.3	
at New Mexico	01/19/02	*	23	2	7	.286	0	3	.000	0	1	.000	0	2	2	3.0	3	0	0	0	0	0	4	16.5	
at Air Force	01/21/02	*	38	5	13	.385	3	9	.333	3	4	.750	0	1	1	2.9	3	0	1	2	1	1	16	16.5	
at Utah	01/28/02	*	36	1	5	.200	0	1	.000	2	2	1.000	1	3	4	2.9	1	0	3	2	0	0	4	15.8	
Wyoming	02/02/02	*	34	8	12	.667	3	6	.500	0	0	.000	0	2	2	2.9	3	0	1	1	1	1	19	15.9	
Colorado State	02/04/02	*	34	7	12	.583	4	7	.571	2	4	.500	1	4	5	3.0	0	0	1	0	0	2	20	16.2	
at UNLV	02/09/02	*	38	4	11	.364	3	5	.600	2	2	1.000	0	2	2	3.0	2	0	2	2	0	1	13	16.0	
at San Diego State	02/11/02	*	36	3	8	.375	1	3	.333	3	4	.750	0	2	2	2.9	3	0	4	1	0	0	10	15.7	
New Mexico	02/16/02	*	33	5	10	.500	0	4	.000	4	6	.667	0	1	1	2.8	2	0	2	1	0	1	14	15.7	
Air Force	02/18/02	*	24	1	4	.250	1	3	.333	0	3	.000	0	4	4	2.9	2	0	2	4	1	1	3	15.1	
Utah	02/23/02	*	37	4	9	.444	3	5	.600	0	0	.000	0	2	2	2.8	3	0	2	2	0	2	11	15.0	
at Wyoming	02/28/02	*	30	6	10	.600	1	3	.333	1	1	1.000	1	2	3	2.8	4	0	1	3	0	0	14	14.9	
at Colorado State	03/02/02	*	31	3	6	.500	1	2	.500	5	7	.714	0	1	1	2.8	2	0	0	3	0	1	12	14.8	
vs San Diego State (MWC)	03/07/02	*	35	3	13	.231	3	9	.333	6	6	1.000	2	1	3	2.8	2	0	1	0	0	1	15	14.8	
U.C. Irvine (NIT)	03/14/02	*	29	4	10	.400	3	6	.500	4	6	.667	0	2	2	2.8	1	0	3	2	1	0	15	14.8	
at Memphis (NIT)	03/20/02	*	33	5	11	.455	3	5	.600	4	5	.800	0	2	2	2.7	2	0	1	2	0	4	17	14.9	
<b>Totals</b>			<b>30</b>	<b>954</b>	<b>138</b>	<b>317</b>	<b>.435</b>	<b>65</b>	<b>154</b>	<b>.422</b>	<b>106</b>	<b>132</b>	<b>.803</b>	<b>14</b>	<b>68</b>	<b>82</b>	<b>2.7</b>	<b>66</b>	<b>2</b>	<b>44</b>	<b>62</b>	<b>11</b>	<b>21</b>	<b>447</b>	<b>14.9</b>


## BIGELOW 1998-99 GAME-BY-GAME

OPPONENT	DATE	GS	MIN	FG	FGA	PCT	3FG	FGA	PCT	FT	FTA	PCT	OFF	DEF	TOT	AVG	PF	FO	A	TO	BLK	STL	PTS	AVG	
Wofford	11/13/98	*	35	4	6	.667	1	1	1.000	3	4	.750	1	5	6	6.0	2	0	2	6	0	1	12	12.0	
at Weber State	11/19/98	*	32	7	12	.583	3	5	.600	2	5	.400	0	4	4	5.0	3	0	6	7	0	2	19	15.5	
at Auburn	11/23/98	*	12	0	4	.000	0	2	.000	0	0	.000	0	2	2	4.0	5	1	0	2	0	0	0	10.3	
Arizona	11/28/98	*	42	6	16	.375	1	6	.167	11	11	1.000	1	5	6	4.5	3	0	0	2	1	9	24	13.8	
Denver	12/01/98	*	31	4	9	.444	0	1	.000	7	9	.778	3	11	14	6.4	2	0	5	1	1	2	15	14.0	
at Oregon	12/05/98	*	33	4	13	.308	2	7	.286	5	5	1.000	0	4	4	6.0	2	0	0	4	1	3	15	14.2	
at Washington State	12/08/98	*	38	11	20	.550	3	4	.750	8	10	.800	0	5	5	5.9	3	0	1	5	1	1	33	16.9	
Louisiana Tech	12/11/98	*	37	5	9	.556	5	8	.625	5	7	.714	0	5	5	5.8	2	0	2	4	2	1	20	17.3	
Cal State Northridge	12/12/98	*	35	4	13	.308	0	2	.000	6	8	.750	3	11	14	6.6	1	0	3	4	1	2	14	16.9	
California	12/19/98	*	35	5	17	.294	1	6	.167	11	11	1.000	1	8	9	6.9	3	0	1	2	0	0	22	17.4	
at UC Irvine	12/22/98	*	36	3	10	.300	1	3	.333	4	7	.571	0	5	5	6.7	2	0	0	5	3	0	11	16.8	
Utah State	01/02/99	*	32	1	12	.083	0	6	.000	2	2	1.000	4	6	10	7.0	3	0	6	3	0	0	4	15.8	
at Utah	01/09/99	*	35	5	12	.417	2	5	.400	1	2	.500	1	9	10	7.2	3	0	3	0	0	0	13	15.5	
at San Diego State	01/14/99	*	36	8	19	.421	2	4	.500	2	3	.667	3	6	9	7.4	1	0	1	2	0	1	20	15.9	
at Hawaii	01/16/99	*	36	1	7	.143	1	5	.200	0	0	.000	3	3	6	7.3	2	0	0	4	0	1	3	15.0	
San Jose State	01/21/99	*	23	0	4	.000	0	1	.000	4	5	.800	0	3	3	7.0	2	0	2	0	0	0	4	14.3	
Fresno State	01/23/99	*	30	2	12	.167	2	7	.286	5	6	.833	1	4	5	6.9	1	0	2	1	0	1	11	14.1	
at UTEP	01/28/99	*	34	4	8	.500	1	3	.333	2	2	1.000	3	2	5	6.8	3	0	1	2	1	1	11	13.9	
at New Mexico	01/30/99	*	34	5	10	.500	2	4	.500	3	3	1.000	1	4	5	6.7	2	0	0	1	1	1	15	14.0	
Utah	02/06/99	*	26	4	5	.800	1	1	1.000	2	3	.667	1	6	7	6.7	5	1	0	3	0	0	11	13.9	
Hawaii	02/11/99	*	28	2	6	.333	0	2	.000	5	5	1.000	1	6	7	6.7	2	0	2	1	0	2	9	13.6	
San Diego State	02/13/99	*	29	6	13	.462	1	5	.200	3	5	.600	0	4	4	6.6	3	0	2	2	2	0	16	13.7	
at Fresno State	02/18/99	*	37	10	17	.588	2	3	.667	1	3	.333	2	9	11	6.8	1	0	5	7	0	3	23	14.1	
at San Jose State	02/20/99	*	38	6	9	.667	2	3	.667	5	8	.625	3	3	6	6.8	1	0	3	4	0	1	19	14.3	
New Mexico	02/25/99	*	33	8	11	.727	1	3	.333	4	4	1.000	0	0	0	6.5	1	0	0	2	0	3	21	14.6	
UTEP	02/27/99	*	26	8	10	.800	4	6	.667	0	1	.000	0	2	2	6.3	3	0	0	1	0	1	20	14.8	
vs. Texas Christian (WAC)	03/02/99	*	34	6	11	.545	4	7	.571	4	5	.800	2	6	8	6.4	1	0	4	1	1	1	20	15.0	
vs. Utah (WAC)	03/04/99	*	29	3	6	.500	2	3	.667	6	6	1.000	0	3	3	6.3	5	1	1	2	1	1	14	15.0	
<b>Totals</b>			<b>27</b>	<b>907</b>	<b>132</b>	<b>301</b>	<b>.439</b>	<b>44</b>	<b>113</b>	<b>.389</b>	<b>111</b>	<b>140</b>	<b>.793</b>	<b>34</b>	<b>141</b>	<b>175</b>	<b>6.3</b>	<b>67</b>	<b>3</b>	<b>57</b>	<b>76</b>	<b>13</b>	<b>38</b>	<b>419</b>	<b>15.0</b>

## BIGELOW VS THE MOUNTAIN WEST CONFERENCE

TEAM	GP	GS	MIN	AVG	FG	FGA	PCT	3FG	FGA	PCT	FT	FTA	PCT	OFF	DEF	TOT	AVG	PF	FO	A	TO	BLK	STL	PTS	AVG
Air Force	2	2	62	31.0	6	17	.353	4	12	.333	3	7	.429	0	5	5	2.5	5	0	3	6	2	2	19	9.5
Colorado St.	2	2	65	32.5	10	18	.556	5	9	.556	7	11	.636	1	5	6	3.0	2	0	0	4	0	3	32	16.0
New Mexico	4	4	123	30.8	20	38	.526	3	14	.214	11	14	.786	1	7	8	2.0	8	0	2	4	1	5	54	13.5
San Diego St.	5	5	165	33.0	25	66	.379	8	27	.296	16	20	.8												





**BIGELOW CAREER TOTALS**

YEAR	GP	GS	MIN	AVG	FG	FGA	PCT	3FG	FGA	PCT	FT	FTA	PCT	OFF	DEF	TOT	AVG	PP	FO	A	AVG	TO	BLK	STL	PTS	AVG
1998-99	28	27	907	32.4	132	301	.439	44	113	.389	111	140	.793	34	141	175	6.3	67	3	57	2.0	76	13	38	419	15.0
2001-02	30	30	954	31.8	138	317	.435	65	154	.422	106	132	.803	14	68	82	2.7	66	2	44	1.5	62	11	21	447	14.9
Career Totals	58	57	1861	32.1	270	618	.437	109	267	.408	217	272	.798	48	209	257	4.4	133	5	101	1.7	138	24	59	866	14.9



# 40

## DAN HOWARD

Jr., 7-0, 225, C  
 Kaysville, Utah  
 (Davis HS)

**CAPSULE:** Howard played a key role in the second half of the season in 2001-02 and should continue to be a key contributor in the post in 2002-03 ... He appeared in 21 games, including four starts, averaging 1.8 points and 2.2 rebounds in 9.5 minutes per game last year after playing in 14 games as a freshman in limited action ... The tallest player on the roster, he plays with energy and has been a valuable defensive and rebounding presence ... He has a nice touch for a big man, shooting a career 21-33 (.636) from the floor in his two seasons, including 13-22 (.591) last year when he shared top field goal percentage honors with Jared Jensen ... Last year was his first real extended playing time since playing for Davis High School in 1996.

**SOPHOMORE (2001-02):** Howard appeared in 21 games, including four starts, averaging 1.8 points and 2.2 rebounds in 9.5 minutes per game ... played double-digit minutes in 11 games, including each of the last nine ... a career 21-33 (.636) from the floor in his two seasons, including 13-22 (.591) in 2001-02 to share top field goal percentage honors with freshman Jared Jensen ... shot 60 percent from the free throw line ... had career highs in nine categories at SDSU, including points (8) and rebounds (7) ... while his offensive numbers were good against the Aztecs, his biggest contribution was on the defensive end where he was able to significantly slow down SDSU's Randy Holcomb, who had a huge first half prior to Howard entering the game ... had an important dunk and rebound late, along with a free throw, in BYU's come-from-behind win vs. Utah ... started three of the last four games of the season ... got his first start since the season-opener at CSU, playing a career-high 22 minutes while scoring four points on a career-high four shots (2-4) and pulled down 6 rebounds ... had his first career start in the season-opener at USD, playing seven minutes with one rebound ... had three points and five rebounds in NIT win over UC Irvine ... sprained his left knee vs. UC Irvine and was limited to 11 minutes at Memphis in the NIT second round.

**FRESHMAN (2000-2001):** Howard played in 14 games in limited action ... averaged 0.9 points and 0.6 rebounds in 3.5 minutes per game ... made 5-8 field


### CAREER HIGHS:

POINTS: 8 at SDSU  
 FG: 3 vs. UC Riverside, at SDSU  
 FGA: 4 at CSU  
 FG%: 1.000 (3-3) v. UCR, at SDSU  
 3FG MADE: --  
 3FG ATT: --  
 3FG%: ---  
 FT MADE: 2 (four times)  
 FT ATT: 3 vs. Air Force, at Wyo.  
 FT %: 1.000 (2-2) (three times)  
 REB: 7 at SDSU  
 ASSISTS: 1 at CSU  
 STEALS: 1 (four times)  
 BLOCKS: 2 vs. Idaho, at Wyo.  
 MINUTES: 22 at CSU, vs. UCI

**REDSHIRT (1999-2000):** Howard was forced to take a medical redshirt year after his right knee required surgery ... played in BYU's first four games and was 3-3 from the floor (1.5 ppg) and averaged 2 rebounds in 4.8 minutes.

**BEFORE BYU:** Was a three-year letterwinner at Davis High School ... team took second in state in 1996 after winning region in 1995 and 1996.

**PERSONAL:** Born September 1978 in Ogden, Utah ... parents are Bruce and Melody Howard ... fourth child of six children ... three brothers and two sisters ... served an LDS Church mission to Toronto, Canada, speaking Mandarin Chinese ... brother Stephen played for Alaska-Anchorage ... zoology major.





**HOWARD CAREER TOTALS**

YEAR	GP	GS	MIN	AVG	FG	FGA	PCT	3FG	FGA	PCT	FT	FTA	PCT	OFF	DEF	TOT	AVG	PF	FO	A	AVG	TO	BLK	STL	PTS	AVG
1999-2000	4	0	19	4.8	3	3	1.000	0	0	.000	0	2	1.000	3	5	8	2.0	4	0	0	0.0	2	0	0	6	1.5
2000-2001	14	0	49	3.5	5	8	.625	0	0	.000	2	2	1.000	5	3	8	0.6	11	1	0	0.0	1	4	0	12	0.9
2001-2002	21	4	200	9.5	13	22	.591	0	0	.000	12	20	.600	18	28	46	2.2	35	2	1	0.1	8	8	4	38	1.8
Career Totals	39	4	268	6.9	21	33	.636	0	0	.000	14	24	.583	26	36	62	1.6	50	3	1	0.1	11	12	4	56	1.4

# player profiles

## HOWARD 2001-02 GAME-BY-GAME

OPPONENT	DATE	GS	MIN	FG	FGA	PCT	3FG	FGA	PCT	FT	FTA	PCT	OFF	DEF	TOT	AVG	PF	FO	A	TO	BLK	STL	PTS	AVG	
at University of San Diego	11/17/01	*	7	0	0	.000	0	0	.000	0	0	.000	0	1	1	1.0	1	0	0	1	0	0	0	0.0	
at Utah State	12/01/01		2	0	0	.000	0	0	.000	0	0	.000	0	0	0	0.5	1	0	0	0	0	0	0	0.0	
Weber State	12/05/01		4	0	0	.000	0	0	.000	0	0	.000	1	0	1	0.7	2	0	0	0	1	0	0	0.0	
Creighton	12/08/01		1	0	0	.000	0	0	.000	0	0	.000	0	0	0	0.5	1	0	0	0	0	0	0	0.0	
Fort Lewis	12/12/01		13	2	2	1.000	0	0	.000	0	0	.000	2	3	5	1.4	1	0	0	0	1	0	4	0.8	
Idaho	12/15/01		13	0	1	.000	0	0	.000	0	0	.000	1	2	3	1.7	0	0	0	1	2	0	0	0.7	
vs Stanford	12/22/01		2	0	1	.000	0	0	.000	0	0	.000	1	0	1	1.6	0	0	0	0	0	0	0	0.6	
Cal State Northridge	12/27/01		3	0	0	.000	0	0	.000	2	2	1.000	0	0	0	1.4	2	0	0	0	0	0	2	0.8	
Southern Utah	12/29/01		5	0	0	.000	0	0	.000	1	2	.500	0	0	0	1.2	0	0	0	0	0	0	1	0.8	
San Francisco	01/02/02		2	0	0	.000	0	0	.000	0	0	.000	0	0	0	1.1	0	0	0	0	0	0	0	0.7	
Wyoming	02/02/02		4	0	0	.000	0	0	.000	0	0	.000	0	0	0	1.0	0	0	0	0	0	0	0	0.6	
Colorado State	02/04/02		3	0	0	.000	0	0	.000	0	0	.000	0	0	0	0.9	2	0	0	0	0	0	0	0.6	
at San Diego State	02/11/02		17	3	3	1.000	0	0	.000	2	2	1.000	2	5	7	1.4	2	0	0	0	0	1	8	1.2	
New Mexico	02/16/02		12	1	1	1.000	0	0	.000	1	2	.500	1	1	2	1.4	2	0	0	0	0	0	3	1.3	
Air Force	02/18/02		10	0	1	.000	0	0	.000	1	3	.333	1	4	5	1.7	0	0	0	1	1	0	1	1.3	
Utah	02/23/02		14	1	2	.500	0	0	.000	1	2	.500	2	1	3	1.8	1	0	0	1	1	0	3	1.4	
at Wyoming	02/28/02		14	1	1	1.000	0	0	.000	2	3	.667	0	3	3	1.8	4	0	0	0	2	1	4	1.5	
at Colorado State	03/02/02	*	22	2	4	.500	0	0	.000	0	0	.000	4	2	6	2.1	5	1	1	1	0	1	4	1.7	
vs San Diego State (MWC)	03/07/02	*	19	2	2	1.000	0	0	.000	0	0	.000	2	1	3	2.1	5	1	0	1	0	0	4	1.8	
U.C. Irvine (NIT)	03/14/02	*	22	1	3	.333	0	0	.000	1	2	.500	1	4	5	2.3	4	0	0	2	0	0	3	1.9	
at Memphis (NIT)	03/20/02		11	0	1	.000	0	0	.000	1	2	.500	0	1	1	2.2	2	0	0	0	0	1	1	1.8	
<b>Totals</b>			<b>4</b>	<b>200</b>	<b>13</b>	<b>22</b>	<b>.591</b>	<b>0</b>	<b>0</b>	<b>.000</b>	<b>12</b>	<b>20</b>	<b>.600</b>	<b>18</b>	<b>28</b>	<b>46</b>	<b>2.2</b>	<b>35</b>	<b>2</b>	<b>1</b>	<b>8</b>	<b>8</b>	<b>4</b>	<b>38</b>	<b>1.8</b>

## HOWARD 2000-01 GAME-BY-GAME

OPPONENT	DATE	GS	MIN	FG	FGA	PCT	3FG	FGA	PCT	FT	FTA	PCT	OFF	DEF	TOT	AVG	PF	FO	A	TO	BLK	STL	PTS	AVG	
Elon College	11/21/00		5	1	1	1.000	0	0	.000	0	0	.000	1	0	1	1.0	1	0	0	0	1	0	2	2.0	
at Univ. of San Francisco	11/30/00		12	1	1	1.000	0	0	.000	2	2	1.000	0	0	0	0.5	5	1	0	0	1	0	4	3.0	
at Arizona State	12/02/00		2	0	1	.000	0	0	.000	0	0	.000	1	1	2	1.0	0	0	0	0	0	0	0	2.0	
Florida International	12/07/00		4	1	1	1.000	0	0	.000	0	0	.000	0	0	0	0.8	0	0	0	0	0	0	2	2.0	
vs Southern California	12/23/00		1	0	0	.000	0	0	.000	0	0	.000	0	0	0	0.6	1	0	0	0	0	0	0	1.6	
South Alabama	12/30/00		1	0	0	.000	0	0	.000	0	0	.000	0	0	0	0.5	0	0	0	0	1	0	0	1.3	
Idaho Vandals	01/02/01		2	1	1	1.000	0	0	.000	0	0	.000	1	0	1	0.6	1	0	0	0	0	0	2	1.4	
San Diego State	01/13/01		10	1	2	.500	0	0	.000	0	0	.000	2	1	3	0.9	1	0	0	1	0	0	2	1.5	
UNLV	01/15/01		3	0	1	.000	0	0	.000	0	0	.000	0	0	0	0.8	1	0	0	0	1	0	0	1.3	
Utah	01/29/01		4	0	0	.000	0	0	.000	0	0	.000	0	1	1	0.8	0	0	0	0	0	0	0	1.2	
Air Force	02/01/01		1	0	0	.000	0	0	.000	0	0	.000	0	0	0	0.7	0	0	0	0	0	0	0	1.1	
Colorado State	02/17/01		1	0	0	.000	0	0	.000	0	0	.000	0	0	0	0.7	0	0	0	0	0	0	0	1.0	
vs Wyoming (MWC)	03/09/01		1	0	0	.000	0	0	.000	0	0	.000	0	0	0	0.6	1	0	0	0	0	0	0	0.9	
vs Cincinnati (NCAA)	03/15/01		2	0	0	.000	0	0	.000	0	0	.000	0	0	0	0.6	0	0	0	0	0	0	0	0.9	
<b>Totals</b>			<b>0</b>	<b>49</b>	<b>5</b>	<b>8</b>	<b>.625</b>	<b>0</b>	<b>0</b>	<b>.000</b>	<b>2</b>	<b>2</b>	<b>1.000</b>	<b>5</b>	<b>3</b>	<b>8</b>	<b>0.6</b>	<b>11</b>	<b>1</b>	<b>0</b>	<b>1</b>	<b>4</b>	<b>0</b>	<b>12</b>	<b>0.9</b>

## HOWARD 1999-00 GAME-BY-GAME

OPPONENT	DATE	GS	MIN	FG	FGA	PCT	3FG	FGA	PCT	FT	FTA	PCT	OFF	DEF	TOT	AVG	PF	FO	A	TO	BLK	STL	PTS	AVG	
CAL-Riverside	11/20/99		9	3	3	1.000	0	0	.000	0	2	.000	3	2	5	5.0	2	0	0	1	0	0	6	6.0	
Southern Utah	11/24/99		6	0	0	.000	0	0	.000	0	0	.000	0	2	2	3.5	1	0	0	0	0	0	0	3.0	
at Arizona	12/01/99		3	0	0	.000	0	0	.000	0	0	.000	0	1	1	2.7	1	0	0	1	0	0	0	2.0	
at Denver	12/04/99		1	0	0	.000	0	0	.000	0	0	.000	0	0	0	2.0	0	0	0	0	0	0	0	1.5	
<b>Totals</b>			<b>0</b>	<b>19</b>	<b>3</b>	<b>3</b>	<b>1.000</b>	<b>0</b>	<b>0</b>	<b>.000</b>	<b>0</b>	<b>2</b>	<b>.000</b>	<b>3</b>	<b>5</b>	<b>8</b>	<b>2.0</b>	<b>4</b>	<b>0</b>	<b>0</b>	<b>2</b>	<b>0</b>	<b>0</b>	<b>6</b>	<b>1.5</b>

## HOWARD VS. THE MOUNTAIN WEST CONFERENCE

TEAM	GP	GS	MIN	AVG	FG	FGA	PCT	3FG	FGA	PCT	FT	FTA	PCT	OFF	DEF	TOT	AVG	PF	FO	A	TO	BLK	STL	PTS	AVG
Air Force	2	0	11	5.5	0	1	.000	0	0	.000	1	3	.333	1	4	5	2.5	0	0	0	1	1	0	1	0.5
Colorado St.	3	1	26	8.7	2	4	.500	0	0	.000	0	0	.000	4	2	6	2.0	7	1	1	1	0	1	4	1.3
New Mexico	1	0	12	12.0	1	1	1.000	0	0	.000	1	2	.500	1	1	2	2.0	2	0	0	0	0	0	3	3.0
San Diego St.	3	1	46	15.3	6	7	.857	0	0	.000	2	2	1.000	6	7	13	4.3	8	1	0	2	0	1	14	4.7
UNLV	1	0	3	3.0	0	1	.000	0	0	.000	0	0	.000	0	0	0	0.0	1	0	0	0	0	0	0.0	
Utah	2	0	18	9.0	1	2	.500	0	0	.000	1	2	.500	2	2	4	2.0	1	0	0	1	1	0	3	1.5
Wyoming	3	0	19	6.3	1	1	1.000	0	0	.000	2	3	.667	0	3	3	1.5	5	0	0	0	2	1	4	1.3
<b>Totals</b>	<b>15</b>	<b>2</b>	<b>135</b>	<b>9.0</b>	<b>11</b>	<b>17</b>	<b>.647</b>	<b>0</b>	<b>0</b>	<b>.000</b>	<b>7</b>	<b>12</b>	<b>.583</b>	<b>14</b>	<b>19</b>	<b>33</b>	<b>2.2</b>	<b>24</b>	<b>2</b>	<b>1</b>	<b>5</b>	<b>5</b>	<b>3</b>	<b>29</b>	<b>1.9</b>

## HOWARD IN THE MWC TOURNAMENT

TEAM	GP	GS	MIN	AVG	FG	FGA	PCT	3FG	FGA	PCT	FT	FTA	PCT	OFF	DEF	TOT	AVG	PF	FO	A	TO	BLK	STL	PTS	AVG
2001	1	0	1	1.0	0	0	.000	0	0	.000	0	0	.000	0	0	0	0.0	1	0	0	0	0	0	0	0.0
2002	1	1	19	19.0	2	2	1.000	0	0	.000	0	0	.000	2	1	3	3.0	5	1	0	1	0	0	4	4.0
<b>Totals</b>																									

**CAPSULE:** Jepsen was a key reserve who was one of seven players to appear in all 30 games last year ... The redshirt junior has valuable experience and excellent athletic ability ... He is a solid rebounder and defender who runs the floor



# 32

## BART JEPSEN

Jr., 6-9, 235, F

Roswell, N.M.

(Roswell HS)

extremely well for a big man ... He averaged 0.9 points and 1.4 rebounds in 7.8 minutes per game last year and 1.2 points and 2.1 rebounds in 11.9 minutes as a freshman in Steve Cleveland's first season in 1997-98 while playing in 27 of 30 games, including nine starts.

**SOPHOMORE (2001-02):** Jepsen was one of seven players to appear in all 30 games, coming off the bench in every contest ... averaged 0.9 points and 1.4 rebounds in 7.8 minutes per game ... had a rebound high of 6 in a win over Arizona State ... tied his career high in scoring with 7 points and in field goals made (3), coming off the bench to give the Cougars a big lift in 19 minutes vs. SDSU in Provo ... his two dunks in the first half against SDSU helped give BYU momentum, taking a lead it never lost throughout the entire second half ... his 3-4 shooting night was also a career-best percentage ... Jepsen's dunk got the crowd going and started an incredible 27-9 BYU run to turn a 21-11 UC Irvine lead in the first round of the NIT into a 38-28 Cougar advantage at the half ... blocked Brian Greene's shot with just second remaining to help preserve BYU's three-point lead over CSU in Provo ... played a season-high 22 minutes at UNLV and at Utah State.

**REDSHIRT (2000-2001):** Redshirted after returning from an LDS Church mission ... He suffered a severe break of his leg on his mission.

**FRESHMAN (1997-98):** Played in 27 of 30 games, including nine starts ... averaged 1.2 points, 2.1 rebounds in 11.9 minutes per game overall ... earned more and more time on the court because of his hustle and rebounding ... in his first collegiate start he scored 4 points, had career highs of 9 rebounds and 2 assists along with 1 block vs. Washington on Dec. 9, 1997 ... hit the game-winning shot vs. Pepperdine in the championship game of the Cougar Classic ... scored a career-high 7 points vs. UNLV on Jan. 22, 1998.

**BEFORE BYU:** Four-year letterman in basketball at Roswell High School...averaged 15.0 points and 10.0 rebounds ... honor society vice president ... coached by Britt Cooper (Eastern New Mexico).

**PERSONAL:** Born May 1979 in Roswell, N.M. ... parents are Wayne and Jenene ... brother, Bret, was a center on BYU's basketball team (1995, 1998-1999) ... recruited by USC, Portland, San Diego, Dartmouth, New Mexico State and Baylor... served a two-year LDS Church mission in Utica, New York, after his freshman season ... married Brittany Priest of Mapleton, Utah, in July 2001 ... economics major.

### CAREER HIGHS:

POINTS: 7 at UNLV (98), v. SDSU  
 FG MADE: 3 at UNLV, v. SDSU  
 FG ATT: 8 at UNLV  
 FG%: .750 (3-4) vs. SDSU  
 3FG MADE: 1 at UNLV  
 3FG ATT: 4 at UNLV  
 3FG%: .250 (1-4) at UNLV  
 FT MADE: 4 vs. Air Force  
 FT ATT: 4 vs. Air Force  
 FT %: 1.000 (4-4) vs. Air Force  
 REB: 9 vs. Washington  
 ASSISTS: 2 (twice)  
 STEALS: 2 (twice)  
 BLOCKS: 3 vs. UTEP  
 MINUTES: 35 at Tulsa

# player profiles

## JEPSEN 2001-02 GAME-BY-GAME


OPPONENT	DATE	GS	MIN	FG	FGA	PCT	3FG	FGA	PCT	FT	FTA	PCT	OFF	DEF	TOT	AVG	PF	FO	A	TO	BLK	STL	PTS	AVG
at University of San Diego	11/17/01	3	0	0	.000	0	0	.000	0	0	.000	1	0	1	1.0	1	0	0	0	0	0	0	0	0.0
Arizona State	11/24/12	20	0	4	.000	0	0	.000	1	2	.500	1	5	6	3.5	5	1	0	3	0	0	1	0.5	
at UC Santa Barbara	11/28/01	18	0	0	.000	0	0	.000	0	0	.000	1	4	5	4.0	1	0	0	0	0	0	0	0	0.3
at Utah State	12/01/01	22	0	2	.000	0	0	.000	0	0	.000	1	2	3	3.8	2	0	0	1	1	0	0	0	0.3
Weber State	12/05/01	5	0	0	.000	0	0	.000	0	0	.000	1	0	1	3.2	1	0	0	0	0	0	0	0	0.2
Creighton	12/08/01	11	1	2	.500	0	0	.000	0	0	.000	1	1	2	3.0	4	0	0	1	0	0	2	0.5	
Fort Lewis	12/12/01	11	2	3	.667	0	0	.000	1	1	1.000	1	2	3	3.0	3	0	2	1	0	0	5	1.1	
Idaho	12/15/01	8	1	1	1.000	0	0	.000	0	0	.000	0	1	1	2.8	0	0	0	0	0	0	2	1.3	
vs Stanford	12/22/01	4	0	1	.000	0	0	.000	0	0	.000	0	1	1	2.6	1	0	0	0	0	0	0	0	1.1
Cal State Northridge	12/27/01	4	0	0	.000	0	0	.000	0	0	.000	0	0	0	2.3	0	0	0	0	0	0	0	0	1.0
Southern Utah	12/29/01	11	0	0	.000	0	0	.000	0	0	.000	0	3	3	2.4	3	0	0	1	0	0	0	0	0.9
San Francisco	01/02/02	1	0	0	.000	0	0	.000	0	0	.000	0	0	0	2.2	0	0	0	0	0	0	0	0	0.8
at Pepperdine	01/05/02	1	0	0	.000	0	0	.000	0	0	.000	0	1	1	2.1	1	0	0	0	0	0	0	0	0.8
San Diego State	01/12/02	19	3	4	.750	0	1	.000	1	2	.500	2	0	2	2.1	2	0	0	1	0	0	7	1.2	
UNLV	01/15/02	9	0	0	.000	0	0	.000	0	0	.000	0	0	0	1.9	1	0	0	0	0	0	0	0	1.1
at New Mexico	01/19/02	2	0	0	.000	0	0	.000	0	0	.000	0	0	0	1.8	0	0	0	0	0	0	0	0	1.1
at Air Force	01/21/02	1	0	0	.000	0	0	.000	0	0	.000	0	0	0	1.7	1	0	0	0	0	0	0	0	1.0
at Utah	01/28/02	15	1	1	1.000	0	0	.000	0	0	.000	1	2	3	1.8	2	0	0	0	0	1	2	1.1	
Wyoming	02/02/02	2	0	0	.000	0	0	.000	0	0	.000	0	0	0	1.7	2	0	1	1	0	0	0	0	1.0
Colorado State	02/04/02	9	0	1	.000	0	0	.000	0	0	.000	0	1	1	1.7	2	0	0	1	1	0	0	0	1.0
at UNLV	02/09/02	22	2	4	.500	0	0	.000	0	0	.000	0	3	3	1.7	0	0	0	0	0	1	4	1.1	
at San Diego State	02/11/02	5	0	1	.000	0	0	.000	0	0	.000	1	2	3	1.8	0	0	0	1	0	0	0	0	1.0
New Mexico	02/16/02	4	1	1	1.000	0	0	.000	0	0	.000	0	0	0	1.7	1	0	0	0	0	0	2	1.1	
Air Force	02/18/02	2	0	0	.000	0	0	.000	0	2	.000	0	2	2	1.7	0	0	0	0	0	0	0	0	1.0
Utah	02/23/02	1	0	0	.000	0	0	.000	0	0	.000	0	0	0	1.6	0	0	0	0	0	0	0	0	1.0
at Wyoming	02/28/02	8	0	0	.000	0	0	.000	0	0	.000	0	0	0	1.6	1	0	1	1	0	0	0	0	1.0
at Colorado State	03/02/02	6	0	0	.000	0	0	.000	0	0	.000	0	0	0	1.5	0	0	0	0	0	0	0	0	0.9
vs San Diego State (MWC)	03/07/02	1	0	1	.000	0	0	.000	0	0	.000	0	0	0	1.5	0	0	0	0	0	0	0	0	0.9
U.C. Irvine (NIT)	03/14/02	8	1	1	1.000	0	0	.000	0	0	.000	0	1	1	1.4	0	0	0	0	0	0	2	0.9	
at Memphis (NIT)	03/20/02	2	0	0	.000	0	0	.000	0	0	.000	0	0	0	1.4	0	0	0	0	0	0	0	0	0.9
<b>Totals</b>		<b>0</b>	<b>235</b>	<b>12</b>	<b>27</b>	<b>.444</b>	<b>0</b>	<b>1</b>	<b>.000</b>	<b>3</b>	<b>7</b>	<b>.428</b>	<b>11</b>	<b>31</b>	<b>42</b>	<b>1.4</b>	<b>34</b>	<b>1</b>	<b>4</b>	<b>11</b>	<b>3</b>	<b>2</b>	<b>27</b>	<b>0.9</b>

## JEPSEN 1997-98 GAME-BY-GAME

OPPONENT	DATE	GS	MIN	FG	FGA	PCT	3FG	FGA	PCT	FT	FTA	PCT	OFF	DEF	TOT	AVG	PF	FO	A	TO	BLK	STL	PTS	AVG
Washington State	11/19/97	3	0	1	.000	0	0	.000	0	0	.000	1	0	1	1.0	2	0	0	0	0	0	0	0	0.0
at Utah State	11/29/97	3	0	0	.000	0	0	.000	0	0	.000	0	0	0	0.3	1	0	0	0	0	0	0	0	0.0
Penn State	12/02/97	10	0	2	.000	0	0	.000	0	2	.000	2	1	3	1.3	1	0	0	0	1	0	0	0	0.0
at Boise State	12/06/97	10	0	0	.000	0	0	.000	0	0	.000	0	3	3	1.8	0	0	0	0	0	0	1	0	0.0
Washington	12/09/97	* 28	2	4	.500	0	1	.000	0	0	.000	3	6	9	3.2	5	1	2	2	1	0	4	0.8	
Weber State	12/12/97	* 20	1	1	1.000	0	0	.000	0	0	.000	1	1	2	3.0	4	0	0	1	0	2	2	1.0	
Pepperdine	12/13/97	* 21	2	3	.667	0	0	.000	0	0	.000	0	1	1	2.7	1	0	0	2	0	0	4	1.4	
at California	12/22/97	* 14	0	2	.000	0	0	.000	0	1	.000	1	1	2	2.6	1	0	0	0	0	0	0	0	1.3
at Hawaii	12/27/97	11	0	1	.000	0	0	.000	0	0	.000	0	2	2	2.6	3	0	0	0	0	0	0	0	1.1
vs. Virginia	12/29/97	22	1	2	.500	0	0	.000	0	0	.000	1	1	2	2.5	1	0	1	0	0	1	2	1.2	
vs. Ohio State	12/30/97	* 12	1	1	1.000	0	0	.000	0	0	.000	2	5	7	2.9	0	0	0	0	1	0	2	1.3	
at Tulsa	01/05/98	* 35	0	8	.000	0	0	.000	0	0	.000	3	0	3	2.9	4	0	0	0	0	1	0	0	1.2
Utah	01/10/98	* 8	0	1	.000	0	1	.000	0	0	.000	0	1	1	2.8	3	0	0	1	0	0	0	0	1.1
Wyoming	01/15/98	12	0	1	.000	0	0	.000	0	0	.000	0	2	2	2.7	1	0	1	1	0	0	0	0	1.0
Colorado State	01/17/98	16	1	3	.333	0	2	.000	0	0	.000	1	3	4	2.8	0	0	0	1	2	2	2	1.1	
at UNLV	01/22/98	19	3	8	.375	1	4	.250	0	0	.000	1	2	3	2.8	3	0	1	1	1	0	7	1.4	
at Air Force	01/24/98	7	0	0	.000	0	0	.000	1	2	.500	0	3	3	2.8	2	0	0	1	0	0	1	1.4	
New Mexico	01/29/98	2	0	0	.000	0	0	.000	0	0	.000	0	0	0	2.6	2	0	0	0	0	0	0	0	1.3
UTEP	01/31/98	13	1	2	.500	0	0	.000	0	0	.000	0	2	2	2.6	1	0	0	0	3	0	2	1.4	
at Utah	02/05/98	2	0	0	.000	0	0	.000	0	0	.000	0	0	0	2.5	0	0	0	0	0	0	0	0	1.3
Tulsa	02/07/98	8	0	0	.000	0	0	.000	0	0	.000	1	1	2	2.5	4	0	0	0	0	0	0	0	1.2
at Colorado State	02/12/98	1	0	0	.000	0	0	.000	0	0	.000	0	0	0	2.4	0	0	0	0	0	0	0	0	1.2
at Wyoming	02/14/98	8	0	2	.000	0	0	.000	0	0	.000	0	0	0	2.3	2	0	0	1	1	0	0	0	1.1
Air Force	02/19/98	* 17	1	3	.333	0	1	.000	4	4	1.000	1	3	4	2.3	3	0	0	1	0	0	6	1.3	
UNLV	02/21/98	* 15	0	0	.000	0	0	.000	0	0	.000	0	0	0	2.2	0	0	0	0	0	0	0	0	1.3
at New Mexico	02/26/98	7	0	1	.000	0	0	.000	0	0	.000	0	1	1	2.2	2	0	0	0	0	0	0	0	1.2
at UTEP	02/28/98	2	0	0	.000	0	0	.000	0	0	.000	0	0	0	2.1	0	0	0	0	0	0	0	0	1.2
<b>Totals</b>		<b>9</b>	<b>321</b>	<b>13</b>	<b>46</b>	<b>.283</b>	<b>1</b>	<b>9</b>	<b>.111</b>	<b>5</b>	<b>9</b>	<b>.556</b>	<b>18</b>	<b>39</b>	<b>57</b>	<b>2.1</b>	<b>46</b>	<b>1</b>	<b>5</b>	<b>12</b>	<b>11</b>	<b>7</b>	<b>32</b>	<b>0.9</b>

## JEPSEN VS THE MOUNTAIN WEST CONFERENCE

TEAM	GP	GS	MIN	AVG	FG	FGA	PCT	3FG	FGA	PCT	FT	FTA	PCT	OFF	DEF	TOT	AVG	PF	FO	A	TO	BLK	STL	PTS	AVG
Air Force	4	1	27	6.8	1	3	.333	0	1	.000	5	8	.625	1	8	9	2.3	6	0	0	2	0	0	7	1.8
Colorado St.	4	0	32	8.0	1	4	.250	0	2	.000	0	0	.000	1	4	5	1.3	2	0	0	2	3	2	2	0.5
New Mexico	4	0	15	3.8	1	2	.500	0	0	.000	0	0	.000	0	1	1	0.3	5	0	0	0	0	0	2	0.5
San Diego St.	3	0	25	8.3	3	6	.500	0	1	.000	1	2	.500	3	2	5	1.7	2	0	0	1	1	0	7	2.3
UNLV	4	1	65	16.3	5	12	.417	1	4	.250	0	0	.000	1	5	6	1.5	4	0	1	1	1	11	2.8	
Utah	4	1	26	6.5	1	2	.500	0	1	.000	0	0	.000	1	3	4	1.0	5	0	0	1	0	1	2	0.5
Wyoming	4	0	30																						



**JEPSEN CAREER TOTALS**

YEAR	GP	GS	MIN	AVG	FG	FGA	PCT	3FG	FGA	PCT	FT	FTA	PCT	OFF	DEF	TOT	AVG	PF	FO	A	AVG	TO	BLK	STL	PTS	AVG
1997-98	27	9	321	11.9	13	46	.283	1	9	.111	5	9	.556	18	39	57	2.1	46	1	5	0.2	12	11	7	32	1.2
2001-02	30	0	235	7.8	12	27	.444	0	1	.000	3	7	.429	11	31	42	1.4	34	1	4	0.1	11	3	2	27	0.9
Career Totals	57	9	556	9.8	25	73	.343	1	10	.100	8	16	.500	29	70	99	1.7	80	2	9	0.2	23	14	9	59	1.0



# 52

## JARED JENSEN

So., 6-9, 250, F/C  
West Haven, Utah  
(Fremont HS)

named team MVP ... was academic all-state and graduated with highest honors with 3.996 GPA ... coached by Bernie Graziano.

**PERSONAL:** Born March 1983 in Ogden, Utah ... parents are Arnold and Ruth Jensen ... started as a young child playing basketball with his parents ... recruited by Stanford, Utah, Weber State ... open major.


**CAPSULE:** Jensen enters his sophomore season as a viable all-conference candidate ... He came to BYU as the most prized high school recruit from the state of Utah and proved why while earning MWC Co-Freshman of the Year honors in 2001-02 ... He is a talented offensive player in the low-post who can also score with his jumper ... He finished first in the Mountain West Conference with a team-leading 59.1 field goal percentage last year and was fourth on the team in scoring and rebounding at 8.6 points per game and 3.5 rebounds per contest ... He had season highs of 20 points and 10 rebounds while starting in 25 games ... With a year under his belt he should play a bigger role for the Cougars in 2002-03 ... At Fremont High School he earned the 2001 Deseret News Mr. Basketball Award, scoring 25.8 points and pulling down 13 rebounds per game.

**FRESHMAN (2001-2002):** Jensen was named MWC Co-Freshman of the Year by the league's head coaches along with Wyoming's Jason Straight ... started 25 times while appearing in all 30 games as a true freshman ... finished first in the Mountain West Conference with a team-leading 59.1 field goal percentage, the sixth best percentage in school history ... was fourth on the team in scoring and rebounding at 8.6 points per game and 3.5 rebounds per contest ... averaged 10.2 points per game during league play ... recorded 13 double-figure scoring games, including perhaps the best game of his young career when he scored a career-high 20 points at Air Force, going 6-10 from the floor and 8-9 from the line while adding 7 rebounds and 2 steals ... had 18 points in 21 minutes at Colorado State ... was second on the team in free throw percentage, making 84.5 percent of his 97 attempts ... only top two scorers Travis Hansen and Mark Bigelow made more free throws ... had a career-best free throw percentage twice, including his 8-8 performance at Colorado State ... had his first career double-double with 13 points, 10 rebounds vs. CS Northridge ... also had a career-best 10 boards vs. Creighton ... led the team with 50 offensive rebounds (1.7 per game) ... averaged 20 minutes per game on the season ... played 20-plus minutes in 15 games ... played a season-high 32 minutes at UC Santa Barbara.

### CAREER HIGHS:

POINTS: 20 at Air Force  
FG MADE: 6 (3 times)  
FG ATT: 10 vs. USF, at AFA  
FG%: 1.000 (4-4) vs. Idaho  
3FG MADE: --  
3FG ATT: --  
3FG%: --  
FT MADE: 9 vs. SDSU  
FT ATT: 12 vs. SDSU  
FT %: 1.000 (8-8) vs. AFA, at CSU  
REB: 10 vs. Creighton, CSUN  
ASSISTS: 2 vs. Creighton  
STEALS: 2 vs. (four times)  
BLOCKS: 2 (three times)  
MINUTES: 32 at UCSB

**BEFORE BYU:** Jensen earned the 2001 Deseret News Mr. Basketball Award after scoring 25.8 points and pulling down 13 rebounds per game as a senior at Fremont High School ... averaged 17 points and 10 rebounds per game as a junior when he also earned Salt Lake Tribune and Deseret News All-State honors ... earned Ogden Standard Examiner All-Area recognition three years and was the Standard Star player four times ... played center in high school as a four-year starter ...







**JENSEN CAREER TOTALS**

YEAR	GP	GS	MIN	AVG	FG	FGA	PCT	3FG	FGA	PCT	FT	FTA	PCT	OFF	DEF	TOT	AVG	PF	FO	A	AVG	TO	BLK	STL	PTS	AVG
2001-02	30	25	599	20.0	88	149	.591	0	0	.000	82	97	.845	50	56	106	3.5	73	3	6	0.2	27	13	18	258	8.6

# player profiles

## JENSEN 2001-02 GAME-BY-GAME

OPPONENT	DATE	GS	MIN	FG	FGA	PCT	3FG	FGA	PCT	FT	FTA	PCT	OFF	DEF	TOT	AVG	PF	FO	A	TO	BLK	STL	PTS	AVG
at University of San Diego	11/17/01		9	2	2	1.000	0	0	.000	2	2	1.000	2	2	4	4.0	5	1	0	0	0	0	6	6.0
Arizona State	11/24/01	*	15	2	3	.667	0	0	.000	0	0	.000	0	2	2	3.0	3	0	1	0	0	0	4	5.0
at UC Santa Barbara	11/28/01	*	32	4	5	.800	0	0	.000	6	8	.750	0	0	0	2.0	4	0	0	2	0	0	14	8.0
at Utah State	12/01/01	*	26	2	2	1.000	0	0	.000	0	0	.000	0	1	1	1.8	1	0	0	1	0	1	4	7.0
Weber State	12/05/01	*	20	3	7	.429	0	0	.000	1	1	1.000	0	2	2	1.8	1	0	0	1	1	1	7	7.0
Creighton	12/08/01	*	18	2	4	.500	0	0	.000	0	0	.000	1	9	10	3.2	4	0	2	0	1	0	4	6.5
Fort Lewis	12/12/01	*	16	5	7	.714	0	0	.000	2	3	.667	0	1	1	2.9	0	0	0	0	0	0	12	7.3
Idaho	12/15/01	*	20	4	4	1.000	0	0	.000	4	4	1.000	0	4	4	3.0	1	0	0	1	2	0	12	7.9
vs Stanford	12/22/01	*	19	2	5	.400	0	0	.000	5	6	.833	2	0	2	2.9	3	0	0	1	0	0	9	8.0
Cal State Northridge	12/27/01	*	25	5	6	.833	0	0	.000	3	4	.750	6	4	10	3.6	4	0	1	1	1	2	13	8.5
Southern Utah	12/29/01	*	24	5	6	.833	0	0	.000	4	5	.800	1	4	5	3.7	3	0	0	2	0	1	14	9.0
San Francisco	01/02/02	*	27	5	10	.500	0	0	.000	0	0	.000	1	1	2	3.6	1	0	0	1	1	1	10	9.1
at Pepperdine	01/05/02	*	29	0	4	.000	0	0	.000	0	0	.000	3	2	5	3.7	1	0	0	2	0	0	0	8.4
San Diego State	01/12/02	*	28	4	6	.667	0	0	.000	9	12	.750	1	1	2	3.6	5	1	0	1	0	1	17	9.0
UNLV	01/15/02	*	21	3	7	.429	0	0	.000	2	2	1.000	4	3	7	3.8	1	0	1	0	1	2	8	8.9
at New Mexico	01/19/02	*	24	6	7	.857	0	0	.000	3	5	.600	3	0	3	3.8	3	0	0	2	0	1	15	9.3
at Air Force	01/21/02	*	27	6	10	.600	0	0	.000	8	9	.889	5	2	7	3.9	3	0	0	0	0	2	20	9.9
at Utah	01/28/02	*	7	0	1	.000	0	0	.000	0	0	.000	1	1	2	3.8	3	0	0	1	0	0	0	9.4
Wyoming	02/02/02	*	18	4	8	.500	0	0	.000	2	2	1.000	1	1	2	3.7	5	1	0	0	2	1	10	9.4
Colorado State	02/04/02	*	24	0	2	.000	0	0	.000	6	6	1.000	1	2	3	3.7	2	0	0	1	0	1	6	9.3
at UNLV	02/09/02	*	19	6	9	.667	0	0	.000	0	0	.000	6	1	7	3.9	2	0	0	2	0	0	12	9.4
at San Diego State	02/11/02	*	15	3	4	.750	0	0	.000	1	2	.500	0	0	0	3.7	2	0	0	1	2	0	7	9.3
New Mexico	02/16/02	*	17	2	4	.500	0	0	.000	3	4	.750	0	2	2	3.6	0	0	0	0	1	0	7	9.2
Air Force	02/18/02	*	24	3	3	1.000	0	0	.000	8	8	1.000	2	0	2	3.5	2	0	0	0	0	0	14	9.4
Utah	02/23/02	*	20	2	6	.333	0	0	.000	5	6	.833	3	3	6	3.6	2	0	0	1	0	2	9	9.4
at Wyoming	02/28/02	*	12	0	2	.000	0	0	.000	0	0	.000	1	2	3	3.6	2	0	0	1	0	0	0	9.0
at Colorado State	03/02/02		21	5	7	.714	0	0	.000	8	8	1.000	1	0	1	3.5	3	0	0	1	1	1	18	9.3
vs San Diego State (MWC)	03/07/02		14	1	3	.333	0	0	.000	0	0	.000	2	2	4	3.5	2	0	0	3	0	0	2	9.1
U.C. Irvine (NIT)	03/14/02		12	1	3	.333	0	0	.000	0	0	.000	3	1	4	3.6	1	0	1	1	0	0	2	8.8
at Memphis (NIT)	03/20/02		16	1	2	.500	0	0	.000	0	0	.000	0	3	3	3.5	4	0	0	0	0	1	2	8.6
<b>Totals</b>		<b>25</b>	<b>599</b>	<b>88</b>	<b>149</b>	<b>.591</b>	<b>0</b>	<b>0</b>	<b>.000</b>	<b>82</b>	<b>97</b>	<b>.845</b>	<b>50</b>	<b>56</b>	<b>106</b>	<b>3.5</b>	<b>73</b>	<b>3</b>	<b>6</b>	<b>27</b>	<b>13</b>	<b>18</b>	<b>258</b>	<b>8.6</b>

## JENSEN VS. THE MOUNTAIN WEST CONFERENCE


TEAM	GP	GS	MIN	AVG	FG	FGA	PCT	3FG	FGA	PCT	FT	FTA	PCT	OFF	DEF	TOT	AVG	PF	FO	A	TO	BLK	STL	PTS	AVG
Air Force	2	2	51	25.5	9	13	.692	0	0	.000	16	17	.941	7	2	9	4.5	5	0	0	0	0	2	34	17.0
Colorado St.	2	1	45	22.5	5	9	.556	0	0	.000	14	14	1.000	2	2	4	2.0	5	0	0	2	1	2	24	12.0
New Mexico	2	2	41	20.5	8	11	.727	0	0	.000	6	9	.667	3	2	5	2.5	3	0	0	2	1	1	22	11.0
San Diego St.	3	2	57	19.0	8	13	.615	0	0	.000	10	14	.714	3	3	6	2.0	9	1	0	5	2	1	26	8.7
UNLV	2	2	40	20.0	9	16	.563	0	0	.000	2	2	1.000	10	4	14	7.0	3	0	1	2	1	2	20	10.0
Utah	2	2	27	13.5	2	7	.286	0	0	.000	5	6	.833	4	4	8	4.0	5	0	0	2	0	2	9	4.5
Wyoming	2	2	30	15.0	4	10	.400	0	0	.000	2	2	1.000	2	3	5	2.5	7	1	0	1	2	1	10	5.0
<b>Totals</b>	<b>15</b>	<b>13</b>	<b>291</b>	<b>19.4</b>	<b>45</b>	<b>79</b>	<b>.570</b>	<b>0</b>	<b>0</b>	<b>.000</b>	<b>55</b>	<b>64</b>	<b>.859</b>	<b>31</b>	<b>20</b>	<b>51</b>	<b>3.4</b>	<b>37</b>	<b>2</b>	<b>1</b>	<b>14</b>	<b>7</b>	<b>11</b>	<b>145</b>	<b>9.7</b>

## JENSEN IN THE MWC TOURNAMENT

YEAR	GP	GS	MIN	AVG	FG	FGA	PCT	3FG	FGA	PCT	FT	FTA	PCT	OFF	DEF	TOT	AVG	PF	FO	A	TO	BLK	STL	PTS	AVG
2002	1	1	14	14.0	1	3	.333	0	0	.000	0	0	.000	2	2	4	3.5	2	0	0	3	0	0	2	2.0

## JENSEN IN THE NIT

YEAR	GP	GS	MIN	AVG	FG	FGA	PCT	3FG	FGA	PCT	FT	FTA	PCT	OFF	DEF	TOT	AVG	PF	FO	A	TO	BLK	STL	PTS	AVG
2002	2	0	28	14.0	2	5	.400	0	0	.000	0	0	.000	3	4	7	3.5	5	0	1	1	0	1	4	2.0



**JARED JENSEN 2001-02 CO-MWC FRESHMN OF THE YEAR**





15

**JOHN ALLEN**

So., 6-7, 215, F  
Houston, Texas  
(Mayde Creek HS)

**CAPSULE:** Returns from two-year mission in El Salvador ... He is a good shooter who can play on the perimeter and has a nice feel inside ... He played in 18 games as a freshman at BYU in 1999-2000, averaging 1.9 points and 1.2 rebounds ... He gained more playing time as the season progressed ... He made 65 threes as team MVP at Mayde Creek High School in Houston.


**FRESHMAN (1999-2000):** Allen played in 18 of 33 games, averaging 1.9 points and 1.2 rebounds in 5.5 minutes per game ... shot 52 percent from the floor, making 13 of 25 attempts ... shot 37.5 percent on three pointers and 54.5 percent from the free throw line ... averaged 1.6 points and 1.3 rebounds in seven conference games ... shared team-high honors with Mekeli Wesley and Michael Vranes with 10 points on 4-5 shooting in a career-high 14 minutes in BYU's NIT quarterfinal loss at Notre Dame ... made 2-3 treys vs. the Irish ... averaged 6 points in three NIT games ... had a career-high 3 rebounds three times vs. New Mexico, Air Force and Southern Illinois ... scored 6 points with 2 rebounds in NIT first round win over Bowling Green ... played double-digit minutes in two games, scoring 4 points with 3 rebounds in 11 minutes vs New Mexico and his 10-point performance in 14 minutes at Notre Dame ... played in 11 of the last 14 games of the season.

**BEFORE BYU:** Prepped at Mayde Creek High School in Houston ... was the team MVP and first-team all-district ... averaged 17.5 points and eight rebounds ... connected on 65 three-pointers ... had a high game of 34 points against the third-ranked team in Texas (Elsik).

**PERSONAL:** Born in November 1980 in Provo, Utah ... parents are John and Denise Allen ... has two sisters and one brother ... served a two-year mission for the Church of Jesus Christ of Latter-day Saints in El Salvador ... likes fettuccine alfredo ... business management major.

**CAREER HIGHS:**

POINTS: 10 at Notre Dame (3-22-00)  
FG MADE: 4 at Notre Dame (3-22-00)  
FG ATT: 5 at Notre Dame (3-22-00)  
FG%: .800 (4-5) at Notre Dame (3-22-00)  
3FG MADE: 2 at Notre Dame (3-22-00)  
3FG ATT: 3 at Notre Dame (3-22-00)  
3FG%: .667 (2-3) at Notre Dame (3-22-00)  
FT MADE: 2 vs. AFA 3-2-00, at Fla.Intl. (12-23-99)  
FT ATT: 2 (five times) last vs. So. Illinois (3-20-00)  
FT %: 1.000 (2-2) at Wyoming  
REB: 3 (3 times) last vs. So. Illinois (3-20-00)  
ASSISTS: 1 at UCSB (12-29-99)  
STEALS: 1 at Fla. Intl. (12-23-99)  
BLOCKS: 1 vs. So. Illinois (3-20-00)  
MINUTES: 14 at Notre Dame (3-22-00)



**ALLEN CAREER TOTALS**

YEAR	GP	GS	MIN	AVG	FG	FGA	PCT	3FG	FGA	PCT	FT	FTA	PCT	OFF	DEF	TOT	AVG	PF	FO	A	AVG	TO	BLK	STL	PTS	AVG
1999-2000	18	0	99	5.5	13	25	.520	3	8	.375	6	11	.545	2	19	21	1.2	17	0	1	0.6	7	1	1	35	1.9

# player profiles

## ALLEN 1999-00 GAME-BY-GAME

OPPONENT	DATE	GS	MIN	FG	FGA	PCT	3FG	FGA	PCT	FT	FTA	PCT	OFF	DEF	TOT	AVG	PF	FO	A	TO	BLK	STL	PTS	AVG
Cal-Riverside	11/20/99	5	0	1	.000	0	0	.000	0	0	.000	0	0	2	2	2.0	0	0	0	0	0	0	0	0.0
Southern Utah	11/24/99	1	0	0	.000	0	0	.000	0	0	.000	0	0	0	0	1.0	0	0	0	0	0	0	0	0.0
Texas Southern	12/10/99	0	1	1	1.000	0	0	.000	0	0	.000	0	0	0	0	0.7	1	0	0	0	0	0	2	0.7
South Carolina State	12/18/99	8	1	1	1.000	0	0	.000	0	1	.000	0	2	2	1.0	1	0	0	0	0	0	0	2	1.0
at Florida International	12/23/99	5	0	0	.000	0	0	.000	2	2	1.000	0	1	1	1.0	0	0	0	1	0	1	0	2	1.2
at UC Santa Barbara	12/29/99	3	0	0	.000	0	0	.000	0	0	.000	0	1	1	1.0	0	0	1	0	1	0	0	0	1.0
Colorado State	01/22/00	2	0	2	.000	0	1	.000	0	0	.000	0	0	0	0.9	1	0	0	1	0	0	0	0	0.9
at San Diego State	02/03/00	7	0	0	.000	0	0	.000	0	0	.000	0	1	1	0.9	1	0	0	1	0	0	0	0	0.8
New Mexico	02/17/00	11	1	2	.500	1	1	1.000	1	2	.500	0	3	3	1.1	1	0	0	1	0	0	0	4	1.1
at Colorado State	02/24/00	5	0	0	.000	0	0	.000	0	0	.000	0	0	0	1.0	0	0	0	0	0	0	0	0	1.0
at Wyoming	02/26/00	6	1	2	.500	0	1	.000	0	0	.000	0	0	0	0.9	0	0	0	0	0	0	0	2	1.1
Air Force	03/02/00	5	1	1	1.000	0	0	.000	2	2	1.000	0	3	3	1.1	0	0	0	1	0	0	0	4	1.3
San Diego State	03/04/00	3	0	1	.000	0	1	.000	1	2	.500	1	1	2	1.2	1	0	0	0	0	0	0	1	1.3
vs Utah (MWC Tournament)	03/10/00	6	0	1	.000	0	1	.000	0	0	.000	0	1	1	1.1	4	0	0	0	0	0	0	0	1.2
at UNLV (MWC Tournament)	03/11/00	7	0	1	.000	0	0	.000	0	0	.000	0	1	1	1.1	0	0	0	0	0	0	0	0	1.1
Bowling Green (NIT)	03/15/00	5	3	4	.750	0	0	.000	0	0	.000	0	1	1	1.1	1	0	0	1	0	0	0	6	1.4
Southern Illinois (NIT)	03/20/00	6	1	3	.333	0	0	.000	0	2	.000	1	2	3	1.2	3	0	0	0	1	0	0	2	1.5
at Notre Dame (NIT)	03/22/00	14	4	5	.800	2	3	.667	0	0	.000	0	0	0	1.2	3	0	0	1	0	0	0	10	1.9
<b>Totals</b>		<b>0</b>	<b>99</b>	<b>13</b>	<b>25</b>	<b>.520</b>	<b>3</b>	<b>8</b>	<b>.375</b>	<b>6</b>	<b>11</b>	<b>.545</b>	<b>2</b>	<b>19</b>	<b>21</b>	<b>1.2</b>	<b>17</b>	<b>0</b>	<b>1</b>	<b>7</b>	<b>1</b>	<b>1</b>	<b>35</b>	<b>1.9</b>

## ALLEN VS. THE MOUNTAIN WEST CONFERENCE

TEAM	GP	GS	MIN	AVG	FG	FGA	PCT	3FG	FGA	PCT	FT	FTA	PCT	OFF	DEF	TOT	AVG	PF	FO	A	TO	BLK	STL	PTS	AVG
Air Force	1	0	5	5.0	1	1	1.000	0	0	.000	2	2	1.000	0	3	3	3.0	0	0	0	1	0	0	4	4.0
Colorado State	2	0	7	3.5	0	2	.000	0	1	.000	0	0	.000	0	0	0	0.0	1	0	0	1	0	0	0	0.0
New Mexico	1	0	11	11.0	1	2	.500	1	1	1.000	1	2	.500	0	3	3	3.0	1	0	0	1	0	0	4	4.0
San Diego State	2	0	10	5.0	0	1	.000	0	1	.000	1	2	.500	1	2	3	1.5	2	0	0	1	0	0	1	0.5
UNLV	1	0	7	7.0	0	1	.000	0	0	.000	0	0	.000	0	1	1	1.0	0	0	0	0	0	0	0	0.0
Utah	1	0	6	6.0	0	1	.000	0	1	.000	0	0	.000	0	1	1	1.0	4	0	0	0	0	0	0	0.0
Wyoming	1	0	6	6.0	1	2	.500	0	1	.000	0	0	.000	0	0	0	0.0	0	0	0	0	0	0	2	2.0
<b>Totals</b>	<b>9</b>	<b>0</b>	<b>52</b>	<b>5.8</b>	<b>3</b>	<b>10</b>	<b>.300</b>	<b>1</b>	<b>5</b>	<b>.200</b>	<b>4</b>	<b>6</b>	<b>.667</b>	<b>1</b>	<b>9</b>	<b>10</b>	<b>1.1</b>	<b>8</b>	<b>0</b>	<b>0</b>	<b>4</b>	<b>0</b>	<b>0</b>	<b>11</b>	<b>1.2</b>

## ALLEN IN THE MWC TOURNAMENT

YEAR	GP	GS	MIN	AVG	FG	FGA	PCT	3FG	FGA	PCT	FT	FTA	PCT	OFF	DEF	TOT	AVG	PF	FO	A	TO	BLK	STL	PTS	AVG
2000	2	0	13	6.5	0	2	.000	0	1	.000	0	0	.000	0	2	2	1.0	4	0	0	0	0	0	0	0.0

## ALLEN IN THE NIT

YEAR	GP	GS	MIN	AVG	FG	FGA	PCT	3FG	FGA	PCT	FT	FTA	PCT	OFF	DEF	TOT	AVG	PF	FO	A	TO	BLK	STL	PTS	AVG
2000	3	0	25	8.3	8	12	.667	2	3	.667	0	2	.000	1	3	4	1.3	7	0	0	2	1	0	18	6.0

## NASHIF 2001-02 GAME-BY-GAME

OPPONENT	DATE	GS	MIN	FG	FGA	PCT	3FG	FGA	PCT	FT	FTA	PCT	OFF	DEF	TOT	AVG	PF	FO	A	TO	BLK	STL	PTS	AVG	
at University of San Diego	11/17/01	1	0	0	.000	0	0	.000	0	0	.000	0	0	0	0.0	0	0	0	0	0	0	0	0	0	0.0
Weber State	12/05/01	1	0	0	.000	0	0	.000	0	0	.000	0	0	0	0.0	1	0	0	1	0	0	0	0	0	0.0
Fort Lewis	12/12/01	10	1	1	1.000	0	0	.000	0	0	.000	0	2	2	0.7	2	0	3	1	0	0	0	2	0.7	
Idaho	12/15/01	5	0	0	.000	0	0	.000	0	0	.000	0	0	0	0.5	0	0	1	1	0	0	0	0	0.5	
vs Stanford	12/22/01	0	0	0	.000	0	0	.000	0	0	.000	0	0	0	0.4	0	0	0	0	0	0	0	0	0	0.4
Cal State Northridge	12/27/01	5	0	1	.000	0	1	.000	3	6	.500	0	2	2	0.7	0	0	1	1	0	0	1	3	0.8	
Southern Utah	12/29/01	10	0	1	.000	0	1	.000	0	0	.000	0	3	3	1.0	1	0	2	0	0	0	0	0	0	0.7
San Francisco	01/02/02	1	0	0	.000	0	0	.000	0	0	.000	0	1	1	1.0	0	0	0	0	0	0	0	0	0	0.6
at Pepperdine	01/05/02	0	0	0	.000	0	0	.000	0	0	.000	0	0	0	0.9	0	0	0	0	1	0	0	0	0.6	
UNLV	01/15/02	1	0	0	.000	0	0	.000	0	0	.000	0	0	0	0.8	0	0	0	0	0	0	0	0	0	0.5
at New Mexico	01/19/02	1	0	0	.000	0	0	.000	0	0	.000	0	0	0	0.7	0	0	0	0	0	0	0	0	0	0.5
at Air Force	01/21/02	5	0	0	.000	0	0	.000	0	0	.000	0	0	0	0.7	0	0	1	1	0	0	0	0	0.4	
at Utah	01/28/02	1	0	0	.000	0	0	.000	0	0	.000	0	0	0	0.6	0	0	0	0	0	0	0	0	0	0.4
at UNLV	02/09/02	4	0	0	.000	0	0	.000	0	0	.000	0	0	0	0.6	1	0	1	0	0	0	0	0	0.4	
at San Diego State	02/11/02	4	0	0	.000	0	0	.000	0	0	.000	0	0	0	0.5	2	0	1	0	0	0	0	0	0.3	
Air Force	02/18/02	1	0	0	.000	0	0	.000	0	0	.000	0	0	0	0.5	0	0	0	0	0	0	0	0	0	0.3
Utah	02/23/02	1	0	0	.000	0	0	.000	0	0	.000	0	0	0	0.5	0	0	0	0	0	0	0	0	0	0.3
at Wyoming	02/28/02	4	0	0	.000	0	0	.000	4	4	1.000	0	0	0	0.4	1	0	0	1	0	0	1	4	0.5	
at Colorado State	03/02/02	0	0	0	.000	0	0	.000	0	0	.000	0	0	0	0.4	1	0	0	0	0	0	0	0	0	0.5
U.C. Irvine (NIT)	03/14/02	2	0	0	.000	0	0	.000	2	2	1.000	0	0	0	0.4	0	0	0	0	0	0	0	2	0.6	
at Memphis (NIT)	03/20/02	3	0	0	.000	0	0	.000	0	0	.000	0	1	1	0.4	0	0	0	2	0	0	0	0	0	0.5
<b>Totals</b>		<b>0</b>	<b>60</b>	<b>1</b>	<b>3</b>	<b>.333</b>	<b>0</b>	<b>2</b>	<b>.000</b>	<b>9</b>	<b>12</b>	<b>.750</b>	<b>0</b>	<b>9</b>	<b>9</b>	<b>0.4</b>	<b>9</b>	<b>0</b>	<b>10</b>	<b>9</b>	<b>0</b>	<b>2</b>	<b>11</b>	<b>0.5</b>	

## NASHIF VS. THE MOUNTAIN WEST CONFERENCE

TEAM	GP	GS	MIN	AVG	FG	FGA	PCT	3FG	
------	----	----	-----	-----	----	-----	-----	-----	--



# 10

## TERRY NASHIF

So., 5-10, 165, G

Vancouver, Washington  
(Evergreen HS)



**CAPSULE:** Nashif appeared in 21 of 30 games last year as a freshman, averaging 2.9 minutes at the point as a reserve behind senior starter Matt Montague ... A smart player and good distributor of the ball, he has a nice shot from three-point range ... He averaged 0.5 points, 0.4 rebounds and 0.5 assists per game last year while playing one minute or less in nine of his 21 appearances ... He served a mission for the Church of Jesus Christ of Latter-day Saints after his senior year in 1999 at Evergreen High School in Vancouver, Wash.

**FRESHMAN (2001-02):** Nashif was the only true point guard backing up Matt Montague after the loss of Shawn Oponui to injury in the eighth game of the year ... with starter Matt Montague playing a team-high 37 minutes per game Nashif averaged 2.9 minutes while appearing in 21 games ... played one minute or less in nine games ... averaged 0.5 points, 0.4 rebounds and 0.5 assists per game ... equalled his season high playing 10 minutes vs. Southern Utah, recording a high of 3 rebounds ... played 10 minutes against Fort Lewis, and had 2 points and 3 assists ... had 3 points, going 3-6 from the line, while playing five minutes vs. CSUN ... set a career high with 4 points in 4 minutes at Wyoming, going 4-4 from the line, a career-best percentage and personal best in free throws made... scored two points on two free throws in 2 minutes vs. UC Irvine in the NIT First Round victory.

**BEFORE BYU:** Nashif was honorable mention All-USA by USA Today as a senior at Evergreen High School in Vancouver, Wash. ... lettered three time in basketball (sophomore-senior), twice in football (junior-senior) and once in tennis (senior) ... was named to the first-team all-state tournament team in 1999 while leading all players in assists at the state tournament ... was second-team all-state tournament as a junior ... selected KVAW radio Athlete of the Year and Columbian (Vancouver, Wash.) Player of the Year ... member of the all-league team ... led league in assists ... Evergreen's Defensive Player of the Year ... team captain ... played for Emerald City Pioneers AAU team the summer of 1998 ... was two-time all-league player in football and recognized as member of all-state game team as a senior ... received honors as Evergreen High School Student of the Year and Scholar Athlete of the Year ... maintained 4.0 GPA ... was Student Body President ... coached by John Triplett.

### CAREER HIGHS:

POINTS: 4 at Wyoming  
FG MADE: 1 vs. Fort Lewis  
FG ATT: 1 (three times)  
FG%: 1.000 (1-1) vs. Fort Lewis  
3FG MADE: --  
3FG ATT: 1 vs. CSUN, SUU  
3FG%: --  
FT MADE: 4 at Wyoming  
FT ATT: 6 vs. CSUN  
FT %: 1.000 (4-4) at Wyoming  
REB: 3 vs. SUU  
ASSISTS: 3 vs. Fort Lewis  
STEALS: 1 vs. CSUN, at Wyo.  
BLOCKS: --  
MINUTES: 10 vs. Ft Lewis, SUU

**PERSONAL:** Born July 1980 in Vancouver, Wash. ... parents are Bruce and Kathy Nashif ... served a mission for the Church of Jesus Christ of Latter-day Saints to Columbia, S.C., returning in July 2001 ... recruited by Harvard and Portland State ... open major.

### NASHIF CAREER TOTALS

YEAR	GP	GS	MIN	AVG	FG	FGA	PCT	3FG	FGA	PCT	FT	FTA	PCT	OFF	DEF	TOT	AVG	PF	FO	A	AVG	TO	BLK	STL	PTS	AVG
2001-02	21	0	60	2.9	1	3	.333	0	2	.000	9	12	.750	0	9	9	0.4	9	0	10	0.5	9	0	2	11	0.5



# 12

## MARC ROBERTS

So., 6-3, 205, G  
Provo, Utah  
(Timpview HS)

**CAPSULE:** Returns from a two-year mission in Argentina ... He could redshirt while getting back in playing condition after missionary service ... He is an athletic player who has one of the best vertical leaps on the team ... He excited fans as a freshman with his slashing dunks ... He is a good defender on the perimeter ... He played in 21 games as a freshman with one start, while playing a limited 4.3 minutes per game ... He was Utah 4A Player of the Year out of Provo's Timpview High School.

**FRESHMAN (1999-2001):** Roberts played in 21 of 33 games, including one start, while averaging 1.4 points, 0.5 rebounds and 0.4 assists in 4.3 minutes per game ... shot 53.3 percent from the floor, making 8 of 15 attempts ... was 0-2 on threes ... converted 14-18 free throws (.778) ... played in 11 conference games, starting at Wyoming, to average 1.1 points in 3.5 minutes ... made 3-4 field goals and 6-8 free throws in league games ... scored a career-best 6 points at Colorado State ... had his rebound high of 2 vs. Colorado State in Provo ... averaged 3.5 points in BYU's two NIT wins over Bowling Green and Southern Illinois ... totaled 4 points in his last action vs. Southern Illinois, finishing the Cougar scoring with a left-handed, leaning hammer dunk ... despite limited playing time he scored in 11 of 21 games in which he appeared and grabbed a rebound in nine contests ... played double-digit minutes twice, with a career-best 11 minutes at UNLV and 10 minutes vs. South Carolina State ... played nine minutes in his only start at Wyoming where he dished out a personal-best 2 assists ... made 2-2 free throws in four games and a career-best 3-4 in NIT win over Bowling Green.


**BEFORE BYU:** Prepped at Timpview High School in Provo, Utah, where he was the 1999 Utah 4A Player of the Year ... maintained a 3.65 GPA ... averaged 17.7 points, 7.5 rebounds and 3 assists while leading his team to 4A State Championship.

**PERSONAL:** Born in April 1981 ... parents are Glen and Michelle ... oldest of 10 children ... father Glen played baseball and basketball for BYU (1977-79) ...

### CAREER HIGHS:

POINTS: 6 at CSU (2-24-00)  
FG MADE: 2 (twice) last vs. So. Illinois (3-20-00)  
FG ATT: 3 vs. UNLV (3-11-00)  
FG%: 1.000 (2-2) twice - last vs. So. Illinois (3-20-00)  
3FG MADE: --  
3FG ATT: 1 (twice) last at UNLV (3-11-00)  
3FG%: --  
FT MADE: 3 vs. Bowling Green (3-15-00)  
FT ATT: 4 (twice) last vs. Bowling Green (3-15-00)  
FT %: .750 (3-4) vs. Bowling Green (3-15-00)  
REB: 2 vs. CSU (1-22-00)  
ASSISTS: 2 at Wyoming (2-26-00)  
STEALS: 1 (twice) last vs. So. Illinois (3-20-00)  
BLOCKS: 1 vs. South Carolina St (12-18-99)  
MINUTES: 11 at UNLV (3-11-00)

uncles Fred and Kenneth Roberts played basketball for BYU and professionally in the NBA or Europe ... served two-year mission for the Church of Jesus Christ of Latter-day Saints in Argentina ... married Casey Cox of Provo in August 2002 ... open major.



## ROBERTS CAREER TOTALS

YEAR	GP	GS	MIN	AVG	FG	FGA	PCT	3FG	FGA	PCT	FT	FTA	PCT	OFF	DEF	TOT	AVG	PF	FO	A	AVG	TO	BLK	STL	PTS	AVG
1999-2000	21	1	90	4.3	8	15	.533	0	2	.000	14	18	.778	1	9	10	0.5	8	0	8	0.4	13	1	2	30	1.4

## ROBERTS 1999-00 GAME-BY-GAME

OPPONENT	DATE	GS	MIN	FG	FGA	PCT	3FG	FGA	PCT	FT	FTA	PCT	OFF	DEF	TOT	AVG	PF	FO	A	TO	BLK	STL	PTS	AVG	
Cal-Riverside	11/20/99		4	0	1	.000	0	0	.000	0	0	.000	0	1	1	1.0	1	0	0	0	0	0	0	0.0	
Southern Utah	11/24/99		3	1	1	1.000	0	0	.000	0	0	.000	0	0	0	0.5	0	0	0	1	0	0	2	1.0	
at Denver	12/04/99		4	1	2	.500	0	0	.000	2	2	1.000	1	0	1	0.7	0	0	1	1	0	0	4	2.0	
Texas Southern	12/10/99		6	0	1	.000	0	0	.000	0	0	.000	0	0	0	0.5	0	0	1	0	0	0	0	1.5	
South Carolina State	12/18/99		10	0	0	.000	0	0	.000	1	2	.500	0	1	1	0.6	1	0	0	3	1	0	1	1.4	
at Florida International	12/23/99		3	0	0	.000	0	0	.000	2	2	1.000	0	1	1	0.7	0	0	0	0	0	0	2	1.5	
U.C. Irvine	01/05/00		2	0	0	.000	0	0	.000	0	0	.000	0	0	0	0.6	0	0	0	0	0	0	0	1.3	
Wyoming	01/20/00		1	0	0	.000	0	0	.000	0	0	.000	0	0	0	0.5	1	0	0	0	0	0	0	1.1	
Colorado State	01/22/00		3	1	1	1.000	0	0	.000	0	0	.000	0	2	2	0.7	1	0	1	1	0	0	2	1.2	
at Air Force	01/27/00		2	0	0	.000	0	0	.000	0	0	.000	0	0	0	0.6	0	0	0	0	0	0	0	1.1	
at New Mexico	01/29/00		3	0	0	.000	0	0	.000	0	0	.000	0	0	0	0.5	0	0	0	0	0	0	0	1.0	
at San Diego State	02/03/00		4	0	0	.000	0	0	.000	0	0	.000	0	0	0	0.5	0	0	1	1	0	0	0	0.9	
New Mexico	02/17/00		4	0	0	.000	0	0	.000	0	0	.000	0	0	0	0.5	1	0	0	0	0	0	0	0.8	
UNLV	02/19/00		2	0	0	.000	0	0	.000	0	0	.000	0	0	0	0.4	0	0	0	0	0	0	0	0.8	
at Colorado State	02/24/00		7	2	2	1.000	0	0	.000	2	2	1.000	0	0	0	0.4	0	0	1	0	0	0	6	1.1	
at Wyoming	02/26/00		9	0	1	.000	0	1	.000	0	0	.000	0	1	1	0.4	3	0	2	2	0	0	0	1.1	
Air Force	03/02/00		3	0	0	.000	0	0	.000	2	4	.500	0	1	1	0.5	0	0	0	2	0	0	2	1.1	
San Diego State	03/04/00		1	0	0	.000	0	0	.000	2	2	1.000	0	1	1	0.5	0	0	0	2	0	0	2	1.2	
at UNLV (MWC Tournament)	03/11/00		11	1	3	.333	0	1	.000	0	0	.000	0	0	0	0.5	0	0	0	0	0	1	2	1.2	
Bowling Green (NIT)	03/15/00		5	0	1	.000	0	0	.000	3	4	.750	0	1	1	0.5	0	0	1	0	0	0	3	1.3	
Southern Illinois (NIT)	03/20/00		3	2	2	1.000	0	0	.000	0	0	.000	0	0	0	0.5	0	0	0	0	0	0	1	4	1.4
<b>Totals</b>			<b>1</b>	<b>90</b>	<b>8</b>	<b>15</b>	<b>.533</b>	<b>0</b>	<b>2</b>	<b>.000</b>	<b>14</b>	<b>18</b>	<b>.778</b>	<b>1</b>	<b>9</b>	<b>10</b>	<b>0.5</b>	<b>8</b>	<b>0</b>	<b>8</b>	<b>13</b>	<b>1</b>	<b>2</b>	<b>30</b>	<b>1.4</b>

## ROBERTS VS. THE MOUNTAIN WEST CONFERENCE

TEAM	GP	GS	MIN	AVG	FG	FGA	PCT	3FG	FGA	PCT	FT	FTA	PCT	OFF	DEF	TOT	AVG	PF	FO	A	TO	BLK	STL	PTS	AVG
Air Force	2	0	5	2.5	0	0	.000	0	0	.000	2	4	.500	0	1	1	0.5	0	0	0	2	0	0	2	1.0
Colorado State	2	0	10	5.0	3	3	1.000	0	0	.000	2	2	1.000	0	2	2	1.0	1	0	2	1	0	0	8	4.0
New Mexico	2	0	7	3.5	0	0	.000	0	0	.000	0	0	.000	0	0	0	0.0	1	0	0	0	0	0	0	0.0
San Diego State	2	0	5	2.5	0	0	.000	0	0	.000	2	2	1.000	0	1	1	0.5	0	0	1	3	0	0	2	1.0
UNLV	2	0	13	6.5	1	3	.333	0	1	.000	0	0	.000	0	0	0	0.0	0	0	0	0	0	1	2	1.0
Utah	-	-	-	-	-	-	-	-	-	-	-	-	-	-	-	-	-	-	-	-	-	-	-	-	-
Wyoming	2	1	10	5.0	0	1	.000	0	1	.000	0	0	.000	0	1	1	0.5	4	0	2	2	0	0	0	0.0
<b>Totals</b>	<b>12</b>	<b>1</b>	<b>50</b>	<b>4.2</b>	<b>4</b>	<b>7</b>	<b>.571</b>	<b>0</b>	<b>1</b>	<b>.000</b>	<b>6</b>	<b>8</b>	<b>.750</b>	<b>0</b>	<b>5</b>	<b>5</b>	<b>0.4</b>	<b>6</b>	<b>0</b>	<b>5</b>	<b>8</b>	<b>0</b>	<b>1</b>	<b>14</b>	<b>1.2</b>

## ROBERTS IN THE MWC TOURNAMENT

YEAR	GP	GS	MIN	AVG	FG	FGA	PCT	3FG	FGA	PCT	FT	FTA	PCT	OFF	DEF	TOT	AVG	PF	FO	A	TO	BLK	STL	PTS	AVG	
2000	1	0	11	11.0	1	3	.333	0	1	.000	0	0	.000	0	0	0	0.0	0	0	0	0	0	0	1	2	2.0

## ROBERTS IN THE NIT

YEAR	GP	GS	MIN	AVG	FG	FGA	PCT	3FG	FGA	PCT	FT	FTA	PCT	OFF	DEF	TOT	AVG	PF	FO	A	TO	BLK	STL	PTS	AVG
2000	2	0	8	4.0	2	3	.667	0	0	.000	3	4	.750	0	1	1	0.5	0	0	1	0	0	1	7	3.5





# 14

## RICKY BOWER

Jr., 6-4, 185, G  
Meridian, Idaho  
(Univ. of Wisconsin)

**CAPSULE:** Bower could play a key role at the point and shooting guard positions in 2002-03 ... He is a transfer from the University of Wisconsin who sat out last season as a redshirt because of NCAA transfer rules ... He is an excellent three-point shooter with good point guard skills ... He shot 44 percent from three-point range and 81 percent from the line at Wisconsin ... Despite not being allowed to play last year, he was a valuable contributor to the team with his leadership ability in practice and efforts on the scout team ... He has nice size when playing the point and has good leadership skills.


**REDSHIRT (2001-02):** Bower practiced with the team while redshirting due to transfer rules.

**BEFORE BYU (UNIVERSITY OF WISCONSIN):** Bower shot 44 percent from three-point range and 81 percent from the line at Wisconsin ... hit six three-pointers vs. Temple and was named ESPN's Player of the Game ... selected player of the game vs. Ohio State ... served a two-year mission to Poland for the Church of Jesus Christ of Latter-day Saints prior to playing at Wisconsin.

**(RICKS COLLEGE):** Bower played his freshman season at Ricks College in Rexburg, Idaho ... was named Region 18 MVP ... averaged 16 points and made 48 percent of his three-point attempts.


**(SKYVIEW HIGH SCHOOL):** Bower was named the Idaho's Mr. Basketball as a senior at Skyview High, averaging 26.7 points, 6.4 rebounds and 5.7 assists per game.

**PERSONAL:** Born April 1978 in Caldwell, Idaho ... parents are Susan and the late Wayne Bower; stepfather is Robert Carlson ... brother Danny played basketball at BYU (1997-99) ... served a two-year mission to Poland for the Church of Jesus Christ of Latter-day Saints ... recruited by Texas, Northwestern, Utah State, Vanderbilt, Wisconsin, Utah... accounting major.



BOWER CAREER TOTALS																										
YEAR (D1 SCHOOL)	GP	GS	MIN	AVG	FG	FGA	PCT	3FG	FGA	PCT	FT	FTA	PCT	OFF	DEF	TOT	AVG	PF	FO	A	AVG	TO	BLK	STL	PTS	AVG
2000-01 (Wisconsin)	21	0	293	14.0	28	63	.444	22	50	.440	13	16	.813	8	16	24	1.1	37	0	6	0.3	14	1	5	91	4.3





# 5

## JAKE SHOFF

Jr., 6-9, 265, F  
Alpine, Utah  
(Weber State)

**CAPSULE:** Shoff is a transfer from Weber State University (Ogden, Utah) who sat out last season as a redshirt because of NCAA transfer rules ... A strong physical player inside, he was third in the nation in average rebounds per minute played in 2000-01 at Weber State ... Despite not being allowed to play last year, he was able to contribute to the team's success as an effective post presence in practices and as a scout team player.

**REDSHIRT (2001-02):** Shoff practiced with the team while redshirting due to transfer rules.

**BEFORE BYU (WEBER STATE):** Shoff started 19 of 28 games as a sophomore last year at Weber State, scoring 7.4 points and pulling down a team-best 6.0 rebounds ... shot 56 percent from the floor ... served a mission for the Church of Jesus Christ of Latter-day Saints to Honduras after his freshman year ... averaged 5.5 points and 4.6 rebounds his freshman season with the Wildcats.

**(AMERICAN FORK HIGH SCHOOL):** Shoff averaged 16 points, 10 rebounds and four assists his senior year at American Fork High School ... one of three players, including former Cougar teammate Jon Carlisle, to earn Region 4 Tri-Player of the Year honors.

**PERSONAL:** Born September 1978 in Biloxi, Miss. ... parents are Carl and Mary Ann Shoff... served two-year mission for the Church of Jesus Christ of Latter-day Saints to Honduras ... married the former Emily Criddle Oct. 26, 2001 ... recruited by Utah, Pepperdine, Weber State, San Francisco, Utah State ... recreation management major.

### SHOFF CAREER TOTALS

YEAR (D1 SCHOOL)	GP	GS	MIN	AVG	FG	FGA	PCT	3FG	FGA	PCT	FT	FTA	PCT	OFF	DEF	TOT	AVG	PF	FO	A	AVG	TO	BLK	STL	PTS	AVG
1997-98 (Weber St.)	27	5	433	16.0	57	101	.564	0	1	.000	35	54	.648	--	--	123	4.6	64	3	23	0.9	32	5	16	149	5.5
2000-01 (Weber St.)	28	19	475	17.0	74	132	.561	0	0	.000	58	89	.652	62	106	168	6.0	80	1	16	0.6	37	3	10	206	7.4
<b>TOTAL</b>	<b>55</b>	<b>24</b>	<b>908</b>	<b>16.5</b>	<b>131</b>	<b>233</b>	<b>.562</b>	<b>0</b>	<b>1</b>	<b>.000</b>	<b>93</b>	<b>143</b>	<b>.650</b>	<b>--</b>	<b>--</b>	<b>291</b>	<b>5.3</b>	<b>144</b>	<b>4</b>	<b>39</b>	<b>0.7</b>	<b>69</b>	<b>8</b>	<b>16</b>	<b>355</b>	<b>6.5</b>



# 55

## RAFAEL ARAUJO

Jr., 6-11, 265, C

Sao Paulo, Brazil

(Arizona Western College)


**CAPSULE:** One of the top-10 junior college players in the country last year, Rafael Araujo earned second-team NJCAA All-America honors in 2001-02 at Arizona Western College ... He averaged 17.9 points and 10.7 rebounds ... He is a strong athlete with great leaping ability ... He runs the floor well and has range on the perimeter ... He played on the Brazilian National Team at the World Basketball Championships in Indianapolis.

**BEFORE BYU (BRAZILIAN NATIONAL TEAM):** Played against NBA and other professional players on the Brazilian National Team at the 2002 World Basketball Championships in Indianapolis.

**(ARIZONA WESTERN COLLEGE):** One of the top-10 junior college players in the country and considered among the top big men ... earned second-team NJCAA All-America honors in 2001-02 ... as a sophomore led Arizona Western to a 28-3 record and No. 6 national ranking before losing in the finals of the NJCAA Region 1 Tournament ... scored 17.9 points and grabbed 10.7 rebounds for the Matadors while shooting 57 percent from the floor, 28 percent on threes (14-49 from three-point range) and 67 percent from the line ... was second-team all-region as a freshman in 2000-01 and a first-teamer and region MVP as a sophomore ... coached by Kelly Green.

**(HIGH SCHOOL):** Attended Padre Anacleto High School.

**PERSONAL:** Born in August 1980 ... a native of Sao Paulo, Brazil ... parents are Tadeu and Neuza ... has one brother ... wife named Cheyenne ... enjoys playing soccer and big fan of Brazil's 2002 World Cup Champions ... dean's list student at Arizona Western ... recreation management major.






# 4

## LUIZ LEMES

Jr., 6-3, 180, G

Sao Paulo, Brazil

(Eastern Oklahoma State)



**CAPSULE:** A combo guard and outstanding outside shooter, Lemes enters his junior year at BYU in 2002-03 with three years to play two after transferring from Eastern Oklahoma State College in Wilburton, Okla. ... He earned first-team NJCAA All-Region 2 honors last season at EOSC ... He led the Mountaineers to back-to-back Region 2 Tournament runner-up finishes with records of 23-8 and 25-7 ... Played point guard as a freshman before being moved to the wing because of his great shooting ability ... He made 66 threes last season from the wing.

**BEFORE BYU (EASTERN OKLAHOMA STATE COLLEGE):** Lemes earned first-team NJCAA All-Region 2 honors in 2001-02 ... led the Mountaineers to back-to-back Region 2 Tournament runner-up finishes with records of 23-8 and 25-7 in his two seasons ... as a freshman averaged nine points playing primarily the point ... played exclusively the wing as a sophomore because of his great shooting ability ... made 66 threes (2.1 per game) in 2001-02 ... shot 46.9 percent from the floor, 40 percent on threes, 76 percent from the free throw line ... was the team's second-leading scorer at 15.1 points per game ... led the team in steals (2.2) and was second in assists (3.6) while adding 2.9 rebounds per contest ... named to Pepsi Cola Invitational All-Tournament Team ... recipient of the school's Larry Storm Award ... coached by Jimmy Voight.

**(HIGH SCHOOL):** Attended Externato J. Bonfiglioli High School where they did not have a high school team but played on Sao Paulo Junior State Team that won the Brazilian national title in 1996, 1998 and 1999 ... coached by Adriano Geraldes.

**(BRAZILIAN JUNIOR NATIONAL TEAM):** Played on Brazilian Junior National Team ... helped junior national team win the South America Championship in 1998 and finish third in the America Junior Championship ... placed eighth in the 1999 World Junior Championship ... coached by Aloisio Ferreira.

**PERSONAL:** Born in October 1980 ... native of Sao Paulo, Brazil ... parents are Celso Divino and Regina Inez Campos Lemes ... has three brothers ... father is a head coach in Brazil ... mother is a physical education teacher ... brother Leandro plays basketball at San Jacinto junior college in Texas ... favorite event is World Cup soccer ... physical education major.

# newcomer profiles



# 24

## KEVIN WOODBERRY

Jr., 6-0, 170, G

Phoenix, Arizona

(Dixie State College)


**CAPSULE:** Kevin Woodberry is a true point guard and strong defender who helped Dixie State College (St. George, Utah) to a 34-3 record and the 2002 NJCAA National Championship ... A second-team All-Scenic West Athletic Conference selection, he led the Rebels in assists (3.6), steals (2.0), three-point field goals (73) and free throw percentage (.815) ... He distributes the ball well and can hit the jumper ... He played at Portland as a freshman.

**BEFORE BYU (DIXIE STATE):** Woodberry helped Dixie State College (St. George, Utah) to a 34-3 record and the 2002 NJCAA National Championship ... named second-team All-Scenic West Athletic Conference ... led the Rebels in assists (3.6), steals (2.0), three-point field goals (73) and free throw percentage (.815) ... shot 41.2 percent from the floor, including 41 percent on threes, while averaging 11.4 points and 2.9 rebounds per contest ... came to Dixie after sitting out a year after his freshman season at Portland ... coached by Jeff Kidder.

**(UNIVERSITY OF PORTLAND):** Played in 28 games, including five starts ... had season-high 10 points vs. San Jose State and Loyola Marymount ... had eight points and season-best four assists in 20 minutes vs. Rice ... also had four assists vs. Loyola-Chicago and Loyola Marymount ... grabbed a season-high six rebounds vs. Seattle ... made a three in 16 games, including eight consecutive contests... played 20 minutes or more in nine games ... faced five teams who are on BYU's 2002-03 schedule, including Pepperdine, San Diego, San Francisco, Rice and Idaho State.

**(HIGH SCHOOL):** Prepped at Trevor G. Browne High School in Phoenix ... coached by Mike Ellsworth ... played for Arizona Stars club team coached by Brad Pinter.

**PERSONAL:** Born in September 1980 ... a Phoenix, Ariz., native ... mother is Betty Cole ... has two brothers ... worked in student government in high school ... health science major.



### WOODBERRY CAREER TOTALS

YEAR (DI SCHOOL)	GP	GS	MIN	AVG	FG	FGA	PCT	3FG	FGA	PCT	FT	FTA	PCT	OFF	DEF	TOT	AVG	PF	FO	A	AVG	TO	BLK	STL	PTS	AVG
2000-01 (Portland)	28	5	419	15.0	32	93	.344	20	53	.317	17	27	.630	5	38	43	1.5	35	0	39	1.4	23	2	25	101	3.6



13


**AUSTIN AINGE**

Fr., 6-1, 175, G  
Gilbert, Arizona  
(Highland HS)

**CAPSULE:** Ainge returned from a two-year mission for the Church of Jesus Christ of Latter-day Saints in August .... A smart player and good leader, he is an outstanding three-point shooter with a crafty Jeff Hornacek-like runner in the lane ... He is a point guard who has a total understanding of the game and the unique ability to distribute the ball to teammates when they are ready to score ... He is the son of former BYU and NBA great and former Phoenix Suns coach Danny Ainge ... he prepped at Highland High School in Gilbert, Ariz., prior to serving his mission.

**BEFORE BYU:** Austin Ainge averaged 22 points, five rebounds and four assists as a senior point guard at Highland High School ... Fiesta Conference First Team and Conference MVP ... East Valley Region First Team and East Valley MVP ... second-team All-State ... as a junior, averaged 17 points, six rebounds and five assists ... An outstanding student with a 3.9 GPA ... earned honorable mention all-state honors as a junior while being named to the All-East Valley First Team ... A Street & Smith Preseason All-Phoenix First Team selection.

**PERSONAL:** Born September 1981.... parents are Danny and Michelle Ainge .... has three brothers and two sisters ... served mission for the Church of Jesus Christ of Latter-day Saints to the Dominican Republic ... business management major.





# 34

## JERMAINE ODJEGBA

Fr., 6-5, 190, G


Lake Park, Florida

(Palm Beach Garden HS)


**CAPSULE:** Jermaine Odjegba is a true freshman who prepped at Palm Beach Gardens High School in 2001-02 ... A 6-foot-5 shooting guard, he averaged 18 points, 8 rebounds and 5 assists while earning first-team all-conference and honorable mention all-state honors.

**BEFORE BYU (PALM BEACH GARDENS HIGH SCHOOL):** He averaged 18 points, 8 rebounds and 5 assists while earning first-team all-conference, second-team all-area Palm Beach Post and honorable mention all-state honors at Palm Beach Gardens High School ... a three-year starter and letterwinner ... coached by Jim Arbogast .

**PERSONAL:** Born in November 1983 ... native of Lake Park, Fla ... parents are Johnathan and Gorotti Odjegba ... parents are originally from Nigeria ... has an older sister ... open major.



# COUGAR COACHING STAFF



# steve cleveland

## STEVE CLEVELAND • BYU HEAD COACH • SIXTH SEASON, UC-IRVINE '76

Steve Cleveland enters his sixth year at the helm of the Cougars. In his five seasons at BYU, Cleveland has proven to be a first-rate recruiter, an excellent coach and player developer, and above all, a winner.

Last year Cleveland guiding BYU to its third postseason tournament appearance in the last three years, advancing to the second round of the NIT before losing at eventual champion Memphis. In 2001, Cleveland guided BYU to its first NCAA tournament bid since 1995, its first conference regular season title since 1993 and its first conference tournament championship since 1992. While rebuilding a program that finished 1-25 before his arrival, he has posted records of 9-21, 12-16, 22-11, 24-9 and 18-12. Last year's team earned a victory over No. 13 Stanford and advanced to the NIT despite having lost four starters, six of its top seven players and 75 percent of its point production from the year before.

The 1999-2000 and 2000-2001 seasons both rank among of the school's best years ever in terms of wins. In fact, since BYU's first season in 1903, only five BYU teams have ever recorded more wins than the 24-9 team in 2000-01 and only seven have improved upon the 22-11 record in 1999-2000.

Cleveland has brought the magic of the Marriott Center back in

Provo. The Cougars enter the 2002-03 season with the nation's longest home victory streak at 36 games, including back-to-back unbeaten seasons of 15-0 and 16-0. Cleveland's teams have traditionally been prepared to play their best at the end of the season.

Last year BYU earned its third straight postseason tournament bid, winning in the first round of the NIT before losing at eventual NIT champion Memphis. In 2000-01, BYU won five straight games on the road to secure a share of the MWC regular season title and earn the automatic NCAA bid by claiming the MWC Tournament in Las Vegas.

The Cougars won six of their last eight games the prior season, including two MWC tournament wins and two NIT victories. In Cleveland's first year, BYU completed a rare sweep of New Mexico and UTEP on the road to earn a WAC tournament berth. The road sweep of New Mexico and UTEP was the first for BYU since 1990-91 and the 83-62 upset of No.15-ranked New Mexico in the Pit ended the Lobos' 41-game home winning streak. In Cleveland's second season the Cougars had a blowout win over UTEP before a 90-74 conference tournament upset victory over TCU to achieve BYU's first conference tournament win since 1994.

Cleveland's teams have advanced to the finals of the MWC tournament in two of the three seasons the event has been played, winning the title in 2001.

As a recruiter, Cleveland has made a similar impact on BYU's program. Cleveland's recruits have proven they are not only committed to Cleveland's vision but also are the kind of players to help make that vision a reality in Provo. Cleveland and his staff have been able to attract top talent from Utah and beyond.

Cleveland has a string of top conference newcomers. Six players have earned conference newcomer honors in Cleveland's five years as the Cougar coach, including four who have been singled out as either the conference newcomer or freshman of the year.

- Jared Jensen (2001-2002 MWC Co-Freshman of the Year)
- Trent Whiting (2000-2001 MWC Newcomer Team, 2nd Team All-MWC)
- Terrell Lyday (1999-2000 MWC Newcomer of the Year, All-Tournament Team)
- Mark Bigelow (1998-99 WAC Freshman of the Year, Newcomer Team, 2nd Team All-WAC)
- Mekeli Wesley (1997-98 WAC Newcomer Team)
- Ron Selleaze (1997-98 WAC Newcomer of the Year, Newcomer Team, 2nd Team All-WAC)


In October 2001, Cleveland signed a multi-year contract extension with BYU. Before taking the helm with the Cougars on March 11, 1997, Cleveland compiled a 157-77 record at Fresno City College in Fresno, Calif. Cleveland was named coach of the year two times while at FCC and led the Rams to post-season playoffs in each of his seven seasons in Fresno. Cleveland coached 10 years at Fresno's Clovis West High School, compiling a 180-70 record.

### PLAYING CAREER


Cleveland played college basketball at UC Irvine and was the Anteaters' MVP and leading scorer his senior season in 1975-76. Prior to attending UC Irvine, Cleveland was Fresno City College's Most Outstanding Player in 1973-74. Cleveland received a B.A. degree in social science from UC Irvine in 1976, and received a Master's in education administration from Fresno Pacific in 1979.

### PERSONAL

Cleveland, 50, was born in the Los Angeles area and spent most of his life in Fresno, Calif. He served a full-time mission for the Church of Jesus Christ of Latter-day Saints to England from 1971-73. Cleveland was the first head basketball or football coach at BYU to have served a church mission. Cleveland and his wife Kip have three children: sons Casey (24) and Skyler (21) and daughter Katie (12).







### COUGAR BASKETBALL IS UP TEMPO

The BYU coaching staff is fully engaged in building a program that will be among the nation's best for years to come. Their commitment is to the future of BYU Basketball. Each player and coach in the program has an opportunity to contribute to that future.

The coaching staff is committed to developing and recruiting student athletes who have a desire to play 94 feet of up-tempo basketball for 40 minutes. Pressure defense and scoring in transition are the foundations of this system.

Defense and aggressive rebounding are the foundation needed to execute the up-tempo style of play that both players and fans enjoy.

BYU's system relies on defensive pressure and on intelligently executed offense, based on strong post play and three-point shooting. BYU's motion offense allows its athletes the freedom to play and emphasizes going through the post.

The coaching staff will focus on recruiting perimeter players who have the versatility to defend, penetrate, and shoot the three. In recruiting post players, BYU will look for those who can defend, run the floor, and score. The Cougar coaching staff's commitment to the players and fans is an up-tempo style of play that will be the trademark of BYU Basketball through the 21st century.

## CLEVELAND'S LEDGER

### BRIGHAM YOUNG UNIVERSITY

Year	W	L	Pct.	Conf.	Conf. Tourney	NCAA/NIT
2001-2002	18	12	.600	7-7 (T-4th MWC)	0-1	1-1 NIT
2000-2001	24	9	.727	10-4 (T-1st)	3-0	0-1 NCAA
1999-2000	22	11	.667	7-7 (sixth MWC)	2-1	2-1 NIT
1998-1999	12	16	.429	6-8 (fifth WAC)	1-1	
1997-1998	9	21	.300	4-10 (sixth WAC)	0-1	
<b>Totals</b>	<b>85</b>	<b>69</b>	<b>.552</b>	<b>34-36 (.486)</b>	<b>6-4 (.600)</b>	<b>3-3 (.500)</b>

### FRESNO CITY COLLEGE

Year	W	L	Pct.	Conf.	N. Cal	Final 8
1996-97	31	4	.886	13-1 (first)	3-0	1-1
1995-96	22	10	.688	9-5 (second)	1-1	
1994-95	26	11	.703	9-5 (fourth)	3-0	0-1
1993-94	18	13	.581	7-5 (fourth)	0-1	
1992-93	17	15	.531	5-7 (fourth)	1-1	
1991-92	24	10	.706	8-4 (second)	0-1	
1990-91	19	14	.576	4-8 (fifth)	0-1	
<b>Totals</b>	<b>157</b>	<b>77</b>	<b>.671</b>	<b>55-35 (.611)</b>	<b>8-5 (.615)</b>	<b>1-2 (.333)</b>

## WHAT OTHERS HAVE TO SAY ABOUT STEVE CLEVELAND

"Steve really does a nice job. I was impressed with his coaching ability while scouting BYU when playing BYU in the NIT while I was at Notre Dame. He maximizes the talent of his players, which is the goal of every coach. Steve and his staff do some great coaching."

- Matt Doherty, North Carolina Head Basketball Coach

"I think Steve Cleveland and his coaches are doing a great job. I like the things they do and the system they run. I'm excited to see the product they put on the floor."

- Danny Ainge, former NBA player and Phoenix Suns Head Coach

"Not only is Steve Cleveland one of the most positive basketball coaches that I have ever known, but he serves as one of the greatest role models in intercollegiate athletics. I have learned a great deal, on and off the court, from Steve. He has a unique approach to sustaining "balance" required for each player to reach his potential. BYU is very fortunate to have him. The University and basketball program will exceed far more than has ever been expected."

- Larry Shyatt, Clemson Head Basketball Coach

"I coached college basketball nearly 40 years and I am impressed with Steve Cleveland. As far as I'm concerned he was a clear-cut choice for BYU. I think he is right now one of the top 10 coaches in America."

- Gary Colson, UC Santa Barbara Associate Athletic Director

"Steve has been a friend and a college colleague for a number of years. He has a unique passion for the game equal to his passion for people. He brings a lot of zest and enjoyment to competition and has the competitive drive and knowledge to compete and be successful at this level."

- Pat Douglass, UC Irvine Head Basketball Coach

"Steve Cleveland is intelligent, organized and knowledgeable. His best attribute is that he is intense - he knows how to get things done. The players will enjoy playing for him."

- Philip Mathews, University of San Francisco Head Basketball Coach

# steve cleveland

## CREATING SUCCESS

- **NON-CONFERENCE SUCCESS** – Cleveland has coached BYU to the Mountain West's best overall non-conference record at 35-12, a .745 winning percentage, in the league's three seasons. BYU to a 26-0 vs. non-league foes at home – the MWC's only unbeaten team at home vs. non-league teams.
- **CONFERENCE SUCCESS** – Cleveland has the second-most Mountain West Conference wins of any MWC coach with 24. Wyoming's Steve McClain has 29. Cleveland has the most overall wins with 64, followed by McClain at 61. Cleveland's teams have advanced to the conference tournament finals in two of the three seasons, winning the title in 2001. Cleveland's teams and players currently hold 53 MWC tournament records. BYU maintains a 5-2 MWC tournament record, sharing the most wins with the tournament's host, UNLV.
- **OVERALL SUCCESS** – No matter the circumstances, Cleveland has proven successful. He turned a BYU program that went 1-25 the season before his arrival into a conference champion in four years. Last year, Cleveland coached his team to the second round of the NIT despite having lost four starters, six of his top seven players and 75 percent of the point production from the year before. Cleveland has averaged 19 wins per season while earning 422 victories in 22 seasons as a head coach at the high school, junior college and Division I levels.

### A VERY IMPORTANT DECISION

One of the most difficult decisions for any young person is the selection of a university at which to pursue a college degree. As a student athlete with exceptional athletic skills, the selection of the university and basketball program that is right for you takes on added importance.

I urge you to carefully evaluate every facet of each university and basketball program you consider. Closely examine the Head Coach, his staff, the academic and athletic facilities, the academic reputation of the institution, the community and the total environment. You should feel comfortable knowing this is where you will live and experience some of the most exciting years of your life.



Our philosophy at BYU is that it is the players' program, not the coaches' program. It is our responsibility to provide an environment that contributes to the successful development of both the student and the athlete. A positive, rewarding collegiate and basketball experience is our commitment to every player in the program.

The BYU Basketball program is built on a foundation of academic, athletic and personal integrity.

I encourage you to closely examine what Brigham Young University has to offer.




Steve Cleveland  
Head Coach  
Brigham Young University



David Rose serves as associate head coach and enters his sixth year working on Steve Cleveland's staff. He came to BYU along with Cleveland in the spring of 1997. Rose fulfills a variety of responsibilities under coach Cleveland and has played a significant role in the coaching staff's success on and off the court.

On the court, Rose is the defensive coordinator and works with the team's post players. He possesses a complete knowledge of the game and works hard in developing the team's defensive game plans. An outstanding teacher, he coaches defensive skill development and implements the defensive game plan during practices. In his first year as defensive coordinator last season, BYU led the Mountain West Conference in three-point field goal percentage defense and was second in field goal percentage defense.

As the recruiting coordinator, he manages the staff's recruiting efforts. Each year the Cougars have brought in talented newcomers to contribute to and take advantage of the BYU program. This year's incoming class was rated by Street & Smith and Athlon as the top recruiting class in the Mountain West. The 2000 recruiting class was rated in the top-20 nationally and last year's top signee Jared Jensen earned Mountain West Conference Co-Freshman of the Year honors. In the past five years, six Cougar players have earned conference newcomer honors, including four who have been singled out as either the conference newcomer or freshman of the year. Some of this year's new additions include several top junior college talents, including second-team All-America center Rafael Araujo.



**DAVE ROSE**  
BYU ASSOCIATE HEAD COACH

Rose also works closely with scheduling. BYU has played many of the nation's top teams over the past several years, thanks in part to relationships Rose has developed with programs across the country. This year's schedule includes teams from 12 different conferences, including the Pac-10, Big Ten, Big 12 and Big East, and a potential 17 games against teams that qualified for postseason play a year ago.

Prior to coming to BYU, Rose was head coach at Dixie College in St. George, Utah. In seven years, his teams compiled a 167-57 record and won three conference championships. Rose coached three NJCAA All-Americans as well as Keon Clark, now with the Sacramento Kings. He was selected SWAC Coach of the Year in 1993 by the league's coaches. Before assuming the head coaching position at Dixie, Rose served as an assistant coach at Dixie under Ken Wagner. He coached multiple sports at Millard and Pine View High Schools before joining the staff at Dixie.

#### PLAYING CAREER

Rose was a two-sport athlete at Dixie College before transferring to Houston, where he was a shooting guard and co-captain of the famous "Phi Slamma Jamma" team featuring Hakeem Olajuwon and Clyde Drexler. In 1983 his Houston team was ranked No. 1 nationally and finished second in the NCAA tournament. At Houston, Rose played in 1980-81, redshirted in 1981-82, and played his final year in 1982-83. At Dixie, Rose was first team all-league in both basketball and baseball. Rose was also the Region 18 batting champion hitting .421 as a center fielder. While playing basketball for Houston's Northbrook High School, he led the District 16AAAA in scoring, was selected first team all-district and All-Greater Houston, and was named team MVP.

#### PERSONAL

A native of Houston, Texas, Rose, 44, is married to the former Cheryl Lang and they have three children, Chanell, 21; Garrett, 18; and Taylor, 8. Chanell is a forward on the BYU women's basketball team. Rose served an LDS Church mission to Manchester, England, between his two years as a player at Dixie College.

#### CLEVELAND ON ROSE

"Dave has great coaching expertise, along with the ability to recruit throughout the country. He has done an outstanding job coordinating recruiting, scheduling and all of our summer camps. Dave's leadership on and off the floor has been a great asset to our program. Dave is an insightful coach who has a total understanding of the game."



### **ANDY TOOLSON** BYU ASSISTANT COACH

Andy Toolson begins his second season since joining Steve Cleveland's basketball staff in May 2001 after an 11-year professional career in Europe and the NBA. His primary responsibilities on the coaching staff include recruiting, academics, offensive skill development and game preparation.

The former BYU star began his professional career as a rookie with the Utah Jazz during the 1990-91 season and played part of another season with the Jazz. Overseas he played in Italy, Greece and Spain. Toolson was twice named to the ULEB All-Star team in Europe.

While at BYU the 6-foot-6 guard played three seasons for Ladell Anderson (1984-85, 1987-88, 1988-89) and one year for Roger Reid (1989-90). As a senior, Toolson became only the fifth Cougar to be named Academic All-American and also earned All-WAC Second Team honors averaging 18.3 points and helping BYU win the 1990 WAC title.

He played on two conference championship teams that advanced to the NCAA tournament, including the 1988 team that won 17 consecutive games and achieved a No. 2 national ranking. He still holds BYU records for career three-pointers made (141), most threes in a season (74) and best single-game free throw percentage (14-14, 1.000). He ranks second for consecutive games with a three-pointer (16), third in career three-point percentage (.437) and 11th in career points scored (1,388).

A native of Twin Falls, Idaho, Toolson, 36, served a mission for the Church of Jesus Christ of Latter-day Saints to Concepcion, Chile from 1985-87. He earned a BA in International Relations from BYU in 1990 and an MA in Social Science from Syracuse in 1999. He is married to the former Holly Hill and they have five children.

#### **CLEVELAND ON TOOLSON**

"Andy's extensive and diverse collegiate and professional experience are a great foundation in his development as a Division I coach and recruiter. I have great respect for Andy's work ethic and passion for the game. As a professional athlete, Andy was able to attain a real balance in his life and continues to be a great ambassador for BYU and the Church."





### **JOHN WARDENBURG** BYU ASSISTANT COACH

John Wardenburg begins his second season at BYU in 2002-03. He joined Steve Cleveland's basketball staff in May 2001 after 11 years of coaching experience at the high school and junior college levels. His primary responsibilities on the staff include defensive skill development, film coordinator, summer camp director and assisting coach Rose with defensive game plan preparation.

Wardenburg, 43, compiled a 105-62 record in seven years as a head coach at Payson High School (1988-93) and Pine View High School (1999-01) while guiding his teams to five league titles and seven state tournament berths. In those seven years, his teams earned three fifth-place state tournament finishes, one third-place finish, and his 2001 Pine View team won the 3A Utah State Championship.

After Wardenburg's Payson teams claimed three league titles and posted a 76-43 overall record, he served as an assistant coach from 1993-97 at Dixie College, where he assisted current BYU Associate Head Coach Dave Rose and helped the Rebels to a 95-31 record and a national ranking as high as No. 2. Wardenburg left coaching for two years to become Dixie's Director of Athletics before taking the head-coaching job at Pine View. With a 29-19 record in his two years at Pine View, Wardenburg won the league title both seasons, guided his teams to a third-place state finish and the state title and was named the 2000 3A Coach of the Year and the 2001 Championship Coach of the Year.

Born in Cedar Rapids, Iowa, Wardenburg was a four-sport athlete at Kiel High School in Kiel, Wis., where he was second-team all-state in football, played guard on the basketball team and participated in baseball and track. He served a mission for the Church of Jesus Christ of Latter-day Saints to The Netherlands from 1977-79 and earned a BA in Political Science from BYU in 1986 and an MA in Health, Physical Education and Recreation from Utah State in 1992. He is married to the former Pam Guthrie and they have four sons.

#### **CLEVELAND ON WARDENBURG**

"John has a great understanding of the game and has the respect of high school coaches throughout the state. I've known John for more than 10 years and I always loved the intensity his teams displayed at the defensive end of the court. The one attribute I respect most about John is that he is a great teacher of the game."






## **NATE CALL**

### **DIRECTOR OF BASKETBALL OPERATIONS**

Nathan Call enters his second year as the director of basketball operations after four seasons as an assistant coach. As an assistant coach, he filled a variety of assignments, including film-editing and scouting, recruiting and coaching the team's perimeter players. Call worked closely with BYU's point guards and perimeter players and assisted coach Cleveland with the offense. Prior to coming to BYU, Call was an assistant coach to Jeff Reinert at Utah Valley State College for three seasons. At UVSC, he helped the Wolverines to records of 22-10 in 1994-95, 29-6 in 1995-96 and 24-8 in 1996-97. He also worked with athletic promotions and marketing.

An All-Western Athletic Conference point guard at BYU, Call earned Honorable Mention All-America honors as well in 1992. That year he led the Cougars to a 25-7 record, the WAC title and an NCAA tournament berth. He was named to the WAC's all-defensive team and set a BYU record for career games with 129. Call had 204 assists in 1991-92 and 164 assists in 1990-91 - the top-two BYU season assist totals. Considered at the time as the most underrated player in the WAC, Call was a gritty point guard who routinely excelled with the toughest defensive assignments. In 1992 at Colorado State, he drove the length of the court in the closing seconds of regulation to knot the game at 62-all. In overtime, he scored six of his 23 points to lead BYU to victory. A couple of weeks later in Provo, Call again drove the length of the court against the University of Utah and dished off to Gary Trost for the winning layup. At Tulsa he scored a career-high 30 points and was named WAC Player of the Week. Call garnered recognition as an Honorable Mention All-America. Before playing at BYU, Call was a standout athlete at Capistrano High in California. He earned All-CIF honors in basketball, football and baseball, and was named Southern California High School Athlete of the Year.


Call, 34, has a bachelor's degree in sports business management from BYU and is currently working on an MBA. After graduating from Capistrano High in California, he interrupted his career at BYU to serve a two-year LDS Church mission to La Paz, Bolivia.



## JAY OMER

### HEAD STRENGTH & CONDITIONING COACH

As the head strength and conditioning coach, Omer is responsible for implementing and directing team weight training and conditioning programs for each of the University's 21 intercollegiate sports. In 1997, Omer was honored by the National Strength and Conditioning Association as the Strength and Conditioning Professional of the Year for the Atlantic Coast Conference. He previously served as Director of Strength and Conditioning Georgia Tech from 1993-2001, Washington State from 1990-1993 and at East Carolina University from 1987-90. Omer also worked as an assistant strength coach at Tulane University from 1985-87 and as a graduate assistant at Auburn University from 1984-85. From 1976-84, Omer was the head football coach and athletic director for the Duchesne School District in Duchesne, Utah. He earned a Master's degree from Auburn in 1985, in education with an emphasis in exercise physiology and strength training. Omer and his wife Vicki, have four children; Nissa (24), Keely (23), Joe (21) and Travis (14).



## ROBERT RAMOS

### BASKETBALL TRAINER

Robert Ramos is in his first year working on the BYU athletic training staff. He returns to his alma mater where he earned his undergraduate (1995) and graduate degrees in athletic training (1998). He received his EMT license in the summer of 2001. He is assigned to work with men's basketball, baseball, and football. Ramos is a native of Willits, Calif. After graduating, Ramos interned with the San Francisco 49ers before starting his first job at the Utah Spine Center. In 1996, he returned to BYU to study as a graduate assistant. Upon graduation, Ramos worked for Physical & Sports Therapy Services in Orem before being hired as the head athletic trainer for Utah Valley State College in 1999, where he oversaw the treatment of athletes from all 13 sports. He also worked as a trainer with the 2002 Olympic medical staff at the Peaks Arena in Provo. He served a mission to Mexico for The Church of Jesus Christ of Latter-day Saints and is currently serving as Bishop of the Rivergrove Third Ward. Ramos and his wife Jennifer have four children: Chelsey, Taryn, Drayton and Brock. They currently reside in Provo, Utah.



## ZEFFIE NELSON

### BASKETBALL OFFICE SECRETARY

Zeffie Nelson joined the basketball staff in 1998 as the Office Secretary. Her responsibilities range from managing the office functions to administrative and recruiting support. She attended BYU and UVSC and has a secretarial background as well as in business administration. Zeffie says coming to work in the basketball office is a real pleasure and that athletics is second nature to her because of being married to a former coach. Zeffie was raised in Centerville, Utah, and married her High School sweetheart David G. Nelson IV from Bountiful, a former UVSC baseball coach and BYU baseball player. A longtime Orem resident, Zeffie has six children: David G V (Jodi), Kimberlee, Mattie Weatherly (John), Breck, Kamron, Mac and four grandchildren. Having worked most of her life, she enjoys a variety of responsibilities and challenges. She loves following her children, who are also very involved in athletics.



**JENNA HABERMEYER**  
Asst. Basketball Secretary



**CASEY CLEVELAND**  
Manager



**SKYLER CLEVELAND**  
Manager



**ABRAHAM SHEFFIELD**  
Manager



**JEFF HURST**  
Grad. Assistant Trainer



**NATE BURNETT**  
Student Assistant Trainer



**JUSTIN McCLURE**  
Asst. Strength & Conditioning Coach

# commitment to cougar basketball

## MISSION STATEMENT


BYU Basketball is a program founded on commitments between players and coaches. It is a philosophy which will provide a quality basketball experience for players, students, and fans.

## BYU BASKETBALL IS COMMITTED:

- To supporting the academic and athletic needs and goals of the student athlete.
- To demonstrating those values that will develop the personal character and integrity of the student athlete.
- To providing an environment that contributes to sincere personal relationships between player(s) and coach(es).
- To pursuing diversity and excellence in recruiting the top student athletes in the world who share the values of Brigham Young University.
- To encouraging a partnership that includes former players, the student body, alumni, fans, media, faculty, staff and administration.
- To providing a quality and up-tempo style of play which will be fun and exciting for the students and fans.
- To maintaining the great tradition of academic and athletic excellence.

## WHAT ARE WE DOING?

1. **STAFF:** Experienced, passionate, energetic, committed, great chemistry, players' coaches.
2. **PARTNERSHIP:** Former players, current players and families, students, fans, alumni, administration, faculty, media, and High School/Junior College coaches.
3. **ENVIRONMENT:** Player-coach relationship, a program of commitments.
4. **SKILL DEVELOPMENT:** Commitment to player development.
5. **RECRUITING:** Diversity and excellence, top players in the world.
6. **STYLE OF PLAY:** Exciting, entertaining, successful.
7. **PUBLIC RELATIONS:** Coach Cleveland's commitment to the media, the community, and the church.
8. **UPGRADED SCHEDULE:** Paradise Jam in U.S. Virgin Islands, potential 17 games against postseason qualifiers from last year, 12 conferences represented on the schedule, including Big 12, Big Ten and Pac-10, ESPN Touchstone Energy All-College Classic, Tough Mountain West Conference.
9. **CURRENT CHALLENGE:** After rebuilding the program, we've created expectations. Now our challenge is to continue to win conference championships and earn NCAA Tournament berths.





# THIS IS BRIGHAM YOUNG UNIVERSITY



# brigham young university



## **Worldwide, World-class University**

Welcome to Brigham Young University, where more than 30,000 students gather from more than 100 countries. The university is internationally known for its multicultural and academically minded student body, world-class teaching, wide-ranging foreign language programs, talented performing arts ensembles, outstanding sports programs, beautiful mountain location and devotion to combining solid scholarship with the principles of the restored gospel of Jesus Christ. BYU has an additional 2,800 part-time and 1,000 evening students, as well as 2,400 students enrolling at BYU-Hawaii and 9,000 others attending BYU-Idaho. Founded in 1875, BYU is the largest privately owned, church-sponsored university in the United States.



**"Education is the power  
to think clearly, the  
power to act well in the  
world's work, and the  
power to appreciate life."**




**— BRIGHAM YOUNG**



## **Excellent Learning Environment**

The 2001 National Survey of Student Engagement places BYU in the 90th percentile for its level of academic challenge, also ranking it in the 99th percentile in providing a supportive campus environment — one that fosters active and collaborative learning. It's no surprise that our graduates leave BYU with the skills and desire to make meaningful contributions all across the globe. Furthering their education in a highly supportive environment, an impressive number of undergraduates have the chance to become involved in research that enhances their course work. The BYU experience ensures that students are well prepared to pursue advanced degrees, enjoying strong acceptance rates into leading graduate programs. BYU graduates are also highly recruited among top employers.

**BRIGHAM YOUNG  
UNIVERSITY**



### **Exceptional Academics**

BYU ranks among the top 20 in National Merit scholars enrolled; among the nation's leaders in National Science Foundation fellowships (and fellows who go on to earn science and engineering doctorates); third among accounting programs; fourth in the number of Advanced Placement examination scores; and among the top 10 percent in nursing programs. BYU students garner distinction as Fullbright scholars, Mellon fellows, and Barry M. Goldwater scholars. The University consistently achieves national recognition. U.S. News & World Report ranks BYU's law and business schools among the top 50 in the United States.

### **Quality Professional Preparation**

A strong curriculum delivered by outstanding faculty is key to the academic excellence of BYU graduates. From business management to nursing, from the humanities to engineering, the university's eleven colleges—supported by comprehensive offerings from Religious Education—continue to be internationally recognized for the quality of their education and the professional preparation they provide. In addition to the challenging course work and hands-on research, numerous programs offer academic and service outreach opportunities. Study-abroad centers, distance-learning courses, and worldwide performing-arts tours are a few of the offerings that enrich BYU's academic experience.

### **A Beautiful Campus Setting**

BYU is located 45 miles south of Salt Lake City in Provo, Utah, a city of more than 110,000 situated 4,500 feet above sea level. The campus sits at the western base of the Wasatch Mountains, part of the Rocky Mountain Range. Surrounded by mountains, Provo is at the heart of Utah Valley with a combined population of over 365,000. Utah Valley is framed by the 23-mile-long Utah Lake on the west and 11,750-foot Mount Timpanogos on the east.

*"It is our goal to make Brigham Young University a light to the world, discovering and sharing knowledge for the public good and for individual happiness."*

**— MERRILL J. BATEMAN, BYU PRESIDENT**



## Outstanding Student Body

BYU students arrive with superb preparation. The entering class has an average high school GPA of 3.7 (on a 4.0 scale) and an average ACT score that ranks in the 89th percentile nationally. The university consistently places in the top 20 for enrollment of National Merit Scholars. In addition to their academic excellence, students bring and share high values and ideals. Students come to BYU from all 50 states and more than 110 countries, bringing many international cultures and experiences to the campus.

Nearly half of these scholars have lived outside the United States, and three-fourths are fluent in at least two languages. The variety of cultures and backgrounds, coupled with an institutional commitment to the gospel of Jesus Christ, adds to an already rich academic experience that challenges the mind while feeding the spirit.




## International Center of Learning

BYU has been selected as a Center for International Business Education Research (CIBER), a program designated to promote the competitiveness of United States business through an integrated international curriculum, faculty and student international research and outreach programs. BYU's David M. Kennedy Center for International Studies provides support to colleges and departments in pursuing their international interests.

According to the Institute of International Education, BYU sends more students on study abroad programs than any university in the nation, with more than 1,900 students participating in one or more of the 50 BYU Study Abroad and International Internship programs available.

## Distinguished Faculty

Faculty members hold advanced degrees from universities around the world. Their achievements are compelling and broad-ranging as they pursue consequential research—work that is making a real difference. Alleviating hunger worldwide through more efficient agriculture, finding low-pollution energy alternatives, and making significant contributions to the strengthening of families are among their many pursuits. Faculty members are regularly called upon to head national and international professional organizations and to consult with corporate and governmental entities. Above all, these high-principled men and women share an unmatched devotion to bringing the best possible education to their students.



BRIGHAM YOUNG  
UNIVERSITY

## National Rankings and Recognition

According to the National Science Foundation (NSF), BYU ranks 29th out of more than 2,000 universities in the number of graduate students who go on to receive science and engineering doctorates. BYU consistently ranks among the nation's leaders in the number of students who win NSF fellowships. In the National Merit Scholarship Corporation's annual ranking of colleges and universities enrolling freshman Merit Scholars, BYU ranked 18th in the nation with its enrollment of 115 freshman Merit Scholars in 2000-2001. When U.S. News and World Report ranked national graduate programs in March 2001, the J. Reuben Clark Law School was ranked 38th among the top 50 law schools in the nation, and the Marriott School of Management's graduate business program was ranked 44th among the top 50 business schools. BYU's graduate and undergraduate accounting programs have also been recognized for their excellence, consistently holding high rankings in the Public Accounting Report's Annual Survey of Accounting Professors, with each placing third in August 2001. Newsnet, an integrated campus news service that includes on-line news, won recognition as the best college on-line news service in the nation for the third year in a row, receiving the 2001 EPPy Award at the Editor & Publisher's 12th Annual Interactive Newspapers Conference & Trade Show. BYU is also the first university to win all four categories of competition at the National Association of Home Builders annual competitions, with students in BYU's Construction Management program consistently winning top honors in all categories of competition including both individual and team events.

## Technological Advantage: BYU's "Wired" Campus


Ranked among the top 5 of Yahoo! Internet Life's "America's Most Wired Colleges," BYU has 100 percent of its dorms wired for the internet and 60 percent of its classrooms wired. BYU students have access to a wide range of technology products, services and support through the use of on-campus ethernet connections and Technology Enhanced Classrooms (TEC Rooms). Both the law and business schools require students to own laptops. Potential and current students have access to electronic application for admission, online transcripts, registration and course schedules.

## Honor Code


BYU exists to provide a university education in an atmosphere consistent with the principles of the Church of Jesus Christ. This environment is preserved through adherence to a code of conduct, called the Honor Code, that reflects those ideals. The Honor Code emphasizes being honest, living a chaste and virtuous life, abstaining from alcohol and tobacco, using clean language and adhering to other values encompassed in the doctrines of the Church. The code is supplemented by additional guidelines on dress, grooming and housing.

**"BYU is one of Ford's top sources of business talent. The students are bright, well-trained, and internationally astute—and they have great leadership skills. BYU has been one of Ford's hidden gems for the last 30 years."**

**— GREG GEIGER, SENIOR EXECUTIVE  
FORD MOTOR COMPANY**




For the latest information about BYU, visit <http://www.byu.edu/about/factfile/>



# distinguished alumni



**JAYNE CLAYSON**




**MIKE WEIR**



**DANNY AINGE**



**VIA SIKAHEMA**



**WALLY JOYNER**

From Super Bowl Champions to PGA Pros and from national broadcasters to political leaders, Brigham Young University is the alma mater of many outstanding men and women. The BYU experience ensures that students are well prepared for outstanding success after graduation. Whether in academics, business, medicine, law, government, entertainment or athletics, BYU is a proven launching pad for your future dreams.

Danny Ainge ('92): Former NBA basketball player and Phoenix Suns head coach; current television basketball analyst

Ezra Taft Benson ('27): President of the LDS Church from 1985-1994; U.S. Secretary of Agriculture under President Dwight D. Eisenhower.

Brian Billick ('76): Current head coach of the NFL's Baltimore Ravens, 2001 Super Bowl Champions.

Don Bluth ('67): Director, producer, animator of feature films.

Paul D. Boyer ('39): Nobel Prize in Chemistry, 1997.

Orson Scott Card ('75): Author of science fiction stories, plays, and books.

Todd Christensen ('78): Former All-Pro Tight End; current ESPN Announcer.

David Wayne Checketts (MBA, '81): Former president of Madison Square Gardens.

Jayne Clayson: CBS reporter/anchor and Emmy award-winning former co-anchor of the CBS Early Show.

Kresimir Cosic: First-team Basketball All-American; former coach of the Yugoslavian National Team.

Stephen R. Covey ('76): Heads Covey Leadership Foundation; author of "Seven Habits of Highly Effective People."

Ty Detmer ('92): 1990 Heisman Trophy winner and current NFL quarterback with the Detroit Lions.

Philo T. Farnsworth ('27): One of the fathers of television.

Harvey Fletcher ('07): Father of stereophonic sound.

James C. Fletcher ('44): Former president of the University of Utah; former chief of the National Aeronautics and Space Administration.

Frank Fredericks ('91): Two silver medals in the '92 and the '96 Olympics.

Orrin G. Hatch ('59): U.S. Senator, Utah.

Sharlene Wells-Hawkes ('88): 1985 Miss America.

Tiffany Lott-Hogan ('98): World Record holder in the 55-meter Hurdles

Jeffrey R. Holland ('66): Former president of BYU; current member of the Quorum of the Twelve Apostles of the LDS Church.

Wally Joyner ('82): Former Major League Baseball player, most recently with the Anaheim Angels.

Michelle King ('76): Long-time news anchor for KUTV Utah News.

Rex E. Lee ('60): Former Solicitor General of the United States, former president of BYU.

Keith Merrill ('67): Academy Award-winning film maker.

Ryan Millar ('99): Three-time first-team All-American Volleyball player and current member of the U.S. National Team.

Johnny Miller ('69): Legendary professional golfer and television golf analyst.

Dale Murphy ('82): Former Atlanta Braves baseball player; two-time MLB MVP.

Dallin H. Oaks ('54): Former Utah Supreme Court Justice; former chair of PBS and president of BYU; a member of the Quorum of the Twelve Apostles of the LDS Church.

Andy Reid ('80): Current head coach of the NFL's Philadelphia Eagles.

Mitt Romney, Founder of Bain Capital and President of the 2002 Salt Lake Olympic Organizing Committee; Gubernatorial candidate of Mass.

David A. Sawyer ('68): Major General in the Air Force; director for Operational Plans and Interoperability in the Pentagon.

Via Sihakema ('85): Sports anchor/reporter for Philadelphia NBC10 (WCAU); Former Two-time All-Pro and NFL veteran

Alexander George Sutherland ('83): Associate Justice, U.S. Supreme Court.

Kevin Towers: General Manager of Major League Baseball's San Diego Padres.

Mike Wier ('92): Among the top current money winners on the PGA Tour.

Steve Young ('84; JD,'95): Two-time NFL MVP with the San Francisco 49ers and future Hall of Famer.



**ANDY REID**



**STEVE YOUNG**



**FRANK FREDERICKS**



**MITT ROMNEY**



**BRIAN BILLICK**

Photo Courtesy of Provo Daily Herald: Dan Lund

Photo Courtesy of Baltimore Ravens

## Missionaries

BYU is owned and operated by the Church of Jesus Christ of Latter-day Saints. The missionary emphasis of The Church of Jesus Christ of Latter-day Saints is perhaps one of its most recognized characteristics. The program follows the biblical pattern of sending out missionaries two by two.

Currently, approximately 61,000 Latter-day Saints are serving proselytizing missions around the world. Approximately 75 percent of the Church's proselytizing missionaries are young men between the ages of 19 and 26. Yet substantial numbers of single women (18 percent) and older couples (7 percent) also serve

proselytizing missions. These missionaries serve for two years (men) or 18 months (women and couples), teaching the restored gospel and its ordinances and engaging in community service.

The missionaries or their families donate money to the Church equal to the average cost of a missionary's expenses. After their missions, missionaries return to schooling, vocations or family.

## Church Beliefs

The Church of Jesus Christ of Latter-day Saints was officially organized on April 6, 1830 with six members. Today, congregations of the Church are found in

more than 160 nations and territories. With more than 11 million members, it is one of the fastest growing religions in the world and one of the largest Christian churches in the United States.

The Church of Jesus Christ of Latter-day Saints is Christian but is neither Catholic nor Protestant. Rather, it is a restoration of the original church established by Jesus Christ.

The Book of Mormon: Another Testament of Jesus Christ is regarded as divinely inspired scripture, as is the Holy Bible. Both volumes are used by Latter-day Saints side by side. For more information on the beliefs of the Church of Jesus Christ of Latter-day Saints, visit [www.mormon.org](http://www.mormon.org).

## BRIGHAM YOUNG UNIVERSITY MAJORS

BYU offers bachelor's degrees in 212 academic programs, master's degrees in 70, juris doctorates in one and doctorates in 20. BYU offers courses in 11 colleges: Biology and Agriculture; David O. McKay School of Education; Engineering and Technology; Family, Home and Social Sciences; Fine Arts and Communications; Health and Human Performance; Humanities; J. Reuben Clark Law School; Marriott School of Management; Nursing; and Physical and Mathematical Sciences.

### BIOLOGY AND AGRICULTURE

Agronomy  
Environmental Science  
Animal Science  
    Agribusiness Production  
    Animal Biotechnology  
    Science-Preveterinary Medicine  
    Veterinary Technology  
Biology  
Biology Composite Teaching  
Botany  
Clinical Laboratory Science  
Conservation Biology  
Dietetics  
Food Science  
Horticulture  
Microbiology  
Molecular Biology  
Neuroscience  
Nutritional Science  
Plant Genetics and Breeding  
Range Science  
    Production Agribusiness  
    Rangeland Ecology  
Wildlife and Range Resources  
Zoology  
    Human Biology

### MCKAY SCHOOL OF EDUCATION

Audiology and Speech-Language Pathology  
Early Childhood Education  
Elementary Education  
Teaching Physical Science  
Teaching Social Science

### ENGINEERING AND TECHNOLOGY

Chemical Engineering  
Civil Engineering  
Computer Engineering  
Construction Management  
Electrical Engineering  
Electronics Engineering Technology  
Facilities Management  
Industrial Design  
Manufacturing Engineering Technology  
Mechanical Engineering  
Technology Teacher Education

### FAMILY, HOME, AND SOCIAL SCIENCES

Anthropology  
    Archaeology, Sociocultural

Anthropology (Sociocultural double major)  
Economics (BA)  
Economics (BS)  
Family History-Genealogy  
Geographic Information Systems  
Geography  
    Environmental Studies  
    Travel and Tourism Studies  
Geography Teaching  
History  
History Teaching  
Home and Family Life  
Home Economics Education  
International Politics  
Marriage, Family, and Human Development  
Planning and Resource Management  
Political Science  
Political Science Teaching  
Psychology  
Psychology Teaching  
Social Work  
Sociology  
Sociology Teaching

### FINE ARTS AND COMMUNICATIONS

Acting  
Art (BFA)  
Art Education K-12  
Art History and Curatorial Studies  
Communications  
    Broadcast Journalism  
    Communications Studies  
    Marketing Communications  
    Print Journalism  
    Public Relations  
Graphic Design  
Illustration  
Interior Design  
Media Arts Studies  
Music  
Music Composition  
Music Dance Theatre  
Music Education  
Performance  
    Brass, Combined Piano and Organ, Jazz  
    Studies, Organ, Percussion, Piano,  
    String, Vocal, Woodwind  
Photography  
Theatre Arts Education  
Theatre Arts Studies  
Visual Arts

### HEALTH AND HUMAN PERFORMANCE

Dance  
Dance Education  
Health Sciences  
Health Education  
Physical Education  
    Athletic Training  
    Exercise Science  
    Fitness and Wellness Management  
    Public School Teaching K-12  
Recreation Management and Youth  
Leadership  
    Leisure Services Management  
    Therapeutic Recreation  
    Youth Leadership

### HUMANITIES

Chinese  
Chinese Teaching  
Classical Studies  
Comparative Literature  
English  
English Teaching  
French  
French Teaching  
German  
German Teaching  
Humanities  
    Art History, Classical Studies,  
    Comparative Literature, English,  
    Foreign Literature, History, Media Arts  
    (Film), Music, Philosophy  
Humanities Composite Teaching  
    English, French, German, History,  
    Japanese, Latin, Russian, Spanish  
Italian  
Japanese  
Japanese Teaching  
Korean  
Latin Teaching  
Linguistics  
Philosophy  
Portuguese  
Russian  
Russian Teaching  
Spanish  
Spanish Teaching  
Spanish Translation

### DAVID M. KENNEDY CENTER FOR INTERNATIONAL STUDIES

American Studies  
Asian Studies  
European Studies  
International Studies  
Latin American Studies  
Near Eastern Studies

### MARRIOTT SCHOOL OF MANAGEMENT

Accounting  
Management  
    Entrepreneurship  
    Finance  
    General Business  
    Human Resource Management  
    Insurance, Risk Management and  
    Financial Services  
International Finance  
International Marketing  
Management Information Systems  
Marketing  
Operations Management  
Public and Not-for-Profit  
Retailing


### NURSING

Nursing

### PHYSICAL AND MATHEMATICAL SCIENCES

Biochemistry  
Chemistry (BA or BS)  
Chemistry Education  
Computer Science  
Earth and Space Science Education  
Engineering Geology  
Geology  
Mathematics  
Mathematics Education  
Physics  
Physics, Applied  
    Computer Science  
    Selected Options  
Physics-Astronomy  
Physics Teaching  
Statistics  
    Actuarial Science, Biostatistics  
    Information Systems, Quality Science  
    Statistical Science


# athletic facilities



SMITH FIELDHOUSE (VOLLEYBALL)




MARRIOTT CENTER (BASKETBALL)




RIVERSIDE C.C. (GOLF)


BYU boasts outstanding athletic facilities that provide the student-athlete with opportunities to develop and showcase their talents. BYU's athletic success has also fostered loyal fan support for all 21 of its athletic teams that have combined for eight national championships and nearly 300 conference titles.




LAVELL EDWARDS STADIUM



SOUTH FIELD (SOCCER)



MILLER PARK (SOFTBALL/BASEBALL)




GYMNASTICS TRAINING COMPLEX



BYU SWIMMING COMPLEX



INDOOR TENNIS FACILITY



TRACK & FIELD COMPLEX




# new athletic facilities

INDOOR ATHLETIC FACILITY



STUDENT ATHLETE CENTER



BYU'S TWO NEW ATHLETIC FACILITIES

## STUDENT ATHLETE CENTER STATE-OF-THE-ART FEATURES

- Student-Athlete Academic Center
- Strength and Conditioning Center
- Nutrition Center
- Training Facilities
- Equipment Room
- Hall of Fame Center
- Apparel and Memorabilia Store
- Football Locker Rooms
- Football Offices, Team Meeting and Conference Rooms
- Video Facilities
- Athletic Administration Offices

The new complex, which will be completed fall 2003, will consist of two buildings: the Indoor Practice Facility west of the Smith Fieldhouse and the Student-Athlete Center directly north of the Fieldhouse that will include a student-athlete academic center, a strength and conditioning center, a nutrition center, training facilities, the Hall of Fame showcase, an equipment room, locker rooms, conference rooms and offices.


"This new complex will give us the resources necessary to develop the leaders of tomorrow. We are committed to providing our student-athletes every opportunity to achieve success, both in the classroom and on the playing field."

– Val Hale, BYU Men's Athletics Director

"BYU is a premier university that needs premier facilities. This complex is another component in maintaining our national success in both athletics and academics."

– Steve Young (BYU '83) NFL MVP 1992, 1994

## THE FUTURE OF BYU ATHLETICS – THE STUDENT ATHLETE CENTER & INDOOR ATHLETIC FACILITY



"The role of athletics at BYU is vital in the overall success of the University. We strive to compete at the highest level both in the classroom and on the playing field. The new athletic facilities will enable us to reach a new plateau."

– Merrill J. Bateman, President, BYU

EXPECTED COMPLETION DATE: FALL 2003

# athletic training



BYU's athletic training staff is responsible for the care of student-athletes from the time they arrive on campus, aiding in the prevention of injuries. When student-athletes do get injured, they are treated by one of the nation's most qualified athletic training staff. The staff includes certified athletic trainers, a sports physical therapist, a team physician, team orthopedic surgeons and a wide variety of other medical specialists. BYU athletic trainers are concerned with much more than just improvement in the weight room. They are committed to improving the athletes' overall fitness and health.

Success begins with training, and BYU has a state-of-the-art strength and conditioning center with nearly

10,000 feet of working space that ranks among the nation's best. It features 106 stations to accommodate both female and male athletes. BYU's well-structured strength and conditioning program is playing an increasingly vital role in the success of collegiate basketball programs.


The primary goal of the BYU program is to keep athletes healthy and prepared for competition by reducing their susceptibility to injury. BYU's strength and conditioning staff has experienced excellent results through its computer analyzed combination of a strict weight and conditioning program, a carefully planned diet and sufficient rest.



As the head strength and conditioning coach, Jay Omer's wealth of experience and knowledge is helping shape BYU student-athletes into champions.

In early 2001 Omer came to BYU after spending eight years at Georgia Tech. Since that time he has revolutionized BYU's strength and condition program and helped student athletes reach higher.

As director of strength and conditioning, Omer is responsible for the development and implementation of training programs for athletes in all of BYU's 21 intercollegiate sports. Conditioning encompasses all facets of physical performance. From speed and quickness, to cardiovascular endurance and brute



**"He's the most different kind of coach I've ever been around in my life. He gets you to do stuff. He never yells, he never berates you or is demeaning in any way. There's just a presence about him that gets you to do it. It's like he's a Vulcan or Yoda or something. You find yourself doing it, you find yourself pushing yourself and you don't know why. You don't want to disappoint him because it means something to you and your teammates."**

— Jason Scukanec, former BYU football player

strength, Omer creates programs designed to increase them all. Training programs are sport-specific and position-specific within each sport, allowing athletes to focus on what they need to succeed in their individual competitive endeavors.

"It's the most excited and committed I've seen my players in the weight room since I've been here," said Cougar basketball coach Steve Cleveland.

"He's loyal, he cares and he works very hard," said BYU head football coach Gary Crowton. "His only concern is to see the players improve themselves, see the team get to it's potential and see us win games. That's it."

Each game, each time down the court can be decided by who tires first. Week in and week out, players give and take a beating and are expected to come back for more of the same the next week. Less than a year after his arrival, Omer's subjects were seeing huge returns on their investment. Most players had increased their personal lifts 15-25 percent.

Not only does the conditioning program improve each player as an individual, but it also improves the team as a whole.



Working and sweating with each other in the weight room helps bring the players together. Seeing each person sacrifice and succeed in the off-season builds a camaraderie that carries over to the field as players work to make each other and the team better.

"He (Omer) has brought us a feeling of team chemistry, working out together and being accountable," said Teag Whiting, an former BYU football player. "There's nothing we're going to see on the football field this season that's any tougher or harder than we're facing in our workouts. It makes us close."

**"I like to see kids work hard, make something of themselves and improve their abilities. That's the joy of this job. I'm also on the same page with coach Crowton. We believe a team can only be successful if it prepares well and has team chemistry. You can have a team of super stars, but I'd rather have a team of less talent that works hard, cares about each other, has team chemistry and will go to war because they believe in each other. That's what it's all about and that's what we're trying to get done here."**

— Jay Omer, BYU Head Strength & Conditioning Coach

The results BYU players have realized have come from dedication and sacrifice. It's a time-consuming and often painful process in which athletes push themselves to higher levels of performance, and Omer is there to watch over them the whole time.

Arriving at the gym before most people are out of bed and staying until long after most people have gone home for the night, Jay Omer takes those hopes very seriously. It's his job to make sure the players are strong enough to carry those hopes to one more victory, one more title, one more triumph.



**JAY OMER**  
Head Strength & Conditioning Coach



**JUSTIN MCLURE**  
Assistant Strength & Conditioning Coach




**MIKE DAUGHERTY**  
Assistant Strength & Conditioning Coach



**TIFFANY HOGAN**  
Assistant Strength & Conditioning Coach

# the marriott center



There is no place quite like it in college basketball. Over the past 31 years, the Marriott Center has been home to the thrills and cheers of BYU basketball. With a history full of game-winning shots, slam dunks and some of the nation's top attendance marks, the Marriott Center's 22,700 seats have allowed BYU fans to see plenty of excitement since the facility's opening game on December 3, 1971.

The Center is named for successful Utah businessman J. Willard Marriott and is the largest on-campus arena in the country behind Syracuse's Carrier Dome (33,000) and Tennessee's Thompson-Boling Arena (24,525).

The Cougars have a .762 winning percentage in the Marriott Center over its 31 years. Entering the 2002-03 season, BYU boasts the nation's longest

active homecourt victory streak at 36 games. Some great games have been played in the Marriott Center, including Danny Ainge and company's 19-point shellacking of No. 7 Utah in 1981 before the Cougars' run to the Elite Eight in the NCAA Tournament. Last year BYU put on an incredible second-half run to erase a 21-point deficit and defeat Utah 63-61, helping preserve a perfect 16-0 home record in 2001-02.

The top three attendance games in the history of the Mountain West Conference have all been played in the Marriott Center.

In 1972, 1977, 1979 and 1982, BYU hosted NCAA Regionals and also hosted the 1988 Western Athletic Conference Tournament in the Marriott Center.



Since the Marriott Center opened 31 years ago, Cougar fans have watched BYU compile a record of 340-106, a .762 winning percentage. BYU enters this season with the nation's longest home victory streak at 36 games.

## MARRIOTT CENTER YEARLY ATTENDANCE


Year	Games	Home	Total	Avg.
01-02	16	16-0	213,952	13,372
00-01	15	15-0	235,575	15,705
99-00	16	14-2	247,120	15,445
98-99	14	9-5	194,810	13,915
97-98	14	4-10	170,901	12,207
96-97	14	1-13	236,523	16,895
95-96	15	11-4	269,730	17,961
94-95	14	14-0	263,730	18,838
93-94	16	14-2	301,995	18,875
92-93	14	13-1	286,596	20,471
91-92	15	14-1	264,869	17,658
90-91	16	10-6	279,660	17,479
89-90	15	15-0	286,779	19,119
88-89	15	10-5	272,235	18,149
87-88	18	16-2	363,602	20,200
86-87	14	10-4	265,140	18,939
85-86	16	12-4	265,158	16,572
84-85	14	9-5	213,628	15,259
83-84	15	14-1	321,714	21,448
82-83	15	9-6	304,137	20,276
81-82	16	11-5	339,586	21,224
80-81	13	13-0	292,580	22,505
79-80	14	12-2	300,713	21,479
78-79	14	14-0	277,020	19,787
77-78	13	9-4	223,216	17,171
76-77	12	6-6	174,588	14,632
75-76	12	7-5	168,136	14,011
74-75	15	9-6	185,940	12,396
73-74	10	6-4	162,510	16,251
72-73	14	11-3	263,523	18,283
71-72	12	12-0	261,815	21,818
<b>Totals</b>	<b>447</b>	<b>340-106</b>	<b>7,707,173</b>	<b>17,241</b>

• The above totals reflect paid attendance



In addition to the fans it draws for basketball, capacity crowds have filled the arena for devotionals, commencement exercises, concerts and pageants. As a sports venue, it has also accommodated tennis, wrestling and volleyball matches and gymnastics meets.

"The Marriott Center is one of the top five places to play in the country, not just because of its size, but because its facilities are fantastic," retired UTEP coach Don Haskins has said. "If there is a better arena, I haven't seen it."

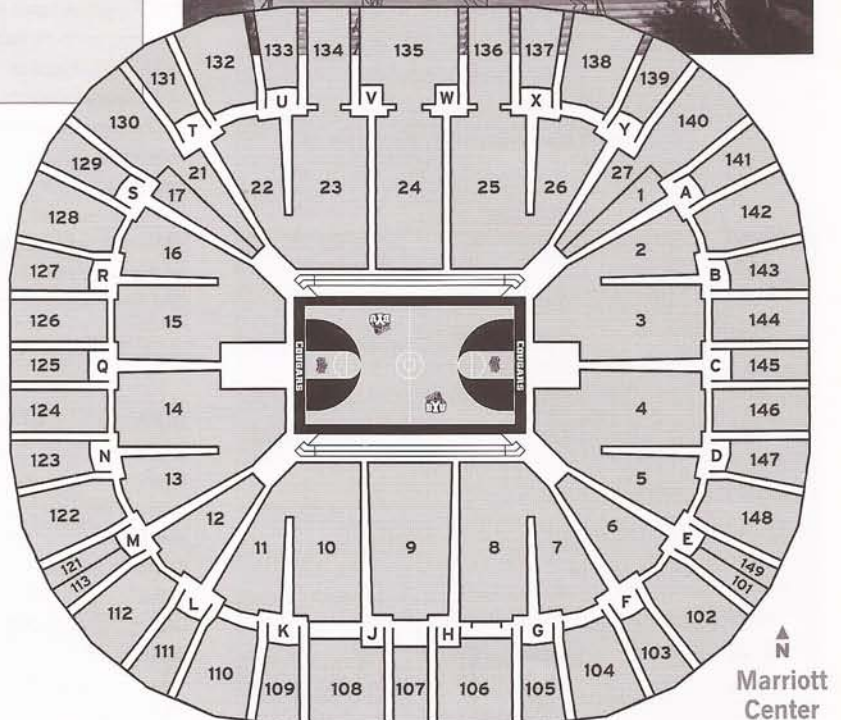


The Marriott Center covers three acres and encloses eight million cubic feet. There are approximately 10,100 chair seats with the balance being bleacher seats. About 40 percent of the seats are below the concourse level. The distance around the concourse level is a quarter of a mile.

The roof, which is the size of two football fields placed side-by-side, is 10 stories high and has 50,000 bolts in it. The four-million pound roof was constructed first at ground level, then raised 38 feet.

"People are always remarking how new the Marriott Center looks compared to how old it is," said Special Events Director Larry Duffin.

There are seven locker rooms, a President's room, two reception rooms, a press and interview room, a team lounge, a weight room, a classroom and a training room.



# marriott center magic

Last season in the Marriott Center, BYU outscored its opponents 1160-911 and won all 16 home games. In the past two years while going a perfect 31-0 in the Marriott Center, BYU's average home margin of victory is 17.2 points.



## MARRIOTT CENTER TOP CROWDS

ATT/	OPPONENT	DATE	BYU	OPP
23,106	Utah	Mar. 7, 1981	95	76
23,084	Utah	Jan. 12, 1980	89	72
23,042	Illinois	Nov. 30, 1979	76	86
23,037	Utah St.	Dec. 27, 1980	104	89
23,025	Air Force	Jan. 18, 1992	66	45
23,023	UCLA	Nov. 26, 1982	82	85
23,006	Utah	Feb. 17, 1979	76	50
22,998	UNM	Feb. 25, 1978	66	71
22,987	Utah	Feb. 3, 1974	89	73
22,985	CSU	Feb. 26, 1972	105	85
22,983	Wyoming	Jan. 24, 1981	84	70
22,977	La Salle	Dec. 29, 1987	95	82
22,953	CSU	Feb. 24, 1979	66	61
22,937	UTEP	Feb. 5, 1972	57	53
22,936	Utah	Mar. 5, 1983	62	64
22,929	Utah	Jan. 15, 1982	74	51
22,918	Utah St.	Jan. 7, 1978	85	84
22,893	Utah St.	Jan. 22, 1972	101	82
22,891	SDSU	Feb. 3, 1979	88	80
22,889	UNLV	Dec. 5, 1981	63	66
22,580	Utah	Jan. 15, 2000	49	56
22,502	Utah	Feb. 6, 1999	46	71


## HOMECOURT ADVANTAGE

The past three seasons BYU has been a perfect 26-0 at home against non-conference opponents. BYU has won 27 straight at home over non-league opponents since its last loss, a 71-70 setback to California on Dec. 19, 1998. BYU has won 17 straight home games over MWC teams since its last defeat on Feb. 17, 2000, a 78-74 New Mexico win. BYU owns the nation's longest homecourt victory streak entering 2002-03 with 36 straight wins. As a conference, the MWC has some of the nation's toughest homecourts. MWC teams have won more than 80 percent of their non-league home games and nearly two-thirds of all home games in the first three years of the conference.

## MWC AT HOME VS. NON-LEAGUE OPPONENTS

TEAM	2000	2001	2002	TOTAL
Air Force	3-3	2-5	2-2	7-10
BYU	9-0	8-0	9-0	26-0
Colorado St.	5-1	5-1	5-2	15-4
New Mexico	8-5	11-1	9-3	28-9
San Diego St.	5-3	9-1	8-0	22-4
UNLV	12-1	7-1	9-1	28-3
Utah	10-0	6-3	8-1	25-4
Wyoming	6-0	5-1	7-0	18-1
Total	58-13 (.817)	53-13 (.803)	57-9 (.864)	169-35 (.828)





#### **TOP NATIONAL COLLEGE ARENAS**

1. Syracuse (N.Y.) Carrier Dome, 33,000
2. Tennessee Thompson-Boling Assembly Center, 24,525
3. Kentucky Rupp Arena, 23,000
4. BYU Marriott Center, 22,700
5. North Carolina Dean E. Smith Center, 21,572

#### **TOP UTAH ARENAS**

1. BYU Marriott Center, 22,700
2. Delta Center, 20,000
3. Utah Jon M. Huntsman Center, 15,000
4. Weber St. Dee Events Center, 12,000
5. Utah St. Spectrum, 10,270
6. The "E" Center, 10,207
7. Utah Valley St.-McKay Events Center, 8,000
8. Southern Utah State Centrum, 5,300
9. Dixie College Burns Arena, 5,200

# winning tradition

BYU's eight NCAA team championships, 827 All-Americans, and 255 conference championships have created a tradition of excellence. The Cougars consistently rank among the nation's top 25 athletic departments in the nation, according to the Sears Director's Cup standings which measures the overall performance of athletic departments.

## SEARS DIRECTOR'S CUP FINISHES

SEASON	PLACE
1996-97	16th
1997-98	18th
1998-99	12th
1999-00	18th
2000-01	17th
2001-02	23rd

## 2001-2002 SEARS DIRECTOR'S CUP STANDINGS

RANK/INSTITUTION	POINTS
1 Stanford	1499
2 Texas	1110.5
3 Florida	1078
4 North Carolina	1065.5
5 UCLA	1026
6 Michigan	917
7 Minnesota	886.5
8 Georgia	865
9 Arizona	852
10 Louisiana State	842.5
11 South Carolina	828.5
12 Tennessee	821
13 Notre Dame	806.5
14 Ohio State	778.5
15 Arizona State	767.5
15 Southern California	767.5
17 Oklahoma	760.5
18 Colorado	751.5
19 Auburn	738.5
20 California	738
21 Princeton	736
22 Nebraska	721.5
23 Brigham Young	685
24 Penn State	676.5
25 Washington	639.5

## 2001-2002 ATHLETIC PROWESS

SPORT	CONF. FINISH	NCAA FINISH
M-Basketball	4th	NA
W-Basketball	1st	T-9th
M-Volleyball	4th	3rd
W-Volleyball	3rd	T-33rd
W-Soccer	1st	T-17th
Baseball	1st	T-17th
Football	1st	24th
Softball	5th	NA
W-Cross Country	1st	1st
M-Cross Country	1st	12th
Gymnastics	4th ^	24th
W-Track (indoor)	1st	16th
M-Track (indoor)	2nd	15th
W-Track (outdoor)	1st	10th
M-Track (outdoor)	1st	NA
M-Golf	3rd	61st
W-Golf	4th	46th
W-Swimming	1st	NA
M-Swimming	1st	23rd
M-Tennis	1st*	69th
W-Tennis	3rd	47th

\* Regular Season Champion  
^ Regional finish

## 1999, 2001 VOLLEYBALL NATIONAL CHAMPIONS

*In 2001 BYU won its second volleyball national championship in three years becoming the first team to ever defeat volleyball powerhouse UCLA in three straight games in an NCAA Championship contest. The three-game sweep of UCLA helped BYU become the only non-Californian school to win more than one men's volleyball national championship.*



BYU's women's cross country team has been simply dominating, winning the national championship in three out of the last five years (1997, 1999 and 2001) and finishing second in 1998 and 2000.





### PRIDE OF THE MOUNTAIN WEST

In the three-year history of the MWC, the Cougars have won 37 of 57 conference championships—almost two-thirds of all championships awarded by the conference. Last season, BYU won 10 of 19 MWC Championships while 12 BYU teams finished the year in the nation's Top 25, helping the Cougars to a 23rd place finish in the Sears Cup Standings. In 2000-2001, BYU won all but three conference championships (16 of 19).

From 1962 to 1999, BYU dominated the Western Athletic Conference, winning more championships than any other WAC School. In fact, during the last three decades, the Cougars won 60 percent of the WAC Championships—more than all other conference competitors combined. Included in these team titles, BYU's baseball team won 22 division titles in 23 years and was ranked as high as No. 1 in 1983. In 2001-2002, seven BYU teams finished their respective seasons ranked among the nation's Top 25. While consistently placing among the nation's top teams, Brigham Young University has also captured eight national championships.

### NCAA CHAMPIONSHIPS


Women's Cross Country	2001
Men's Volleyball	2001
Women's Cross Country	1999
Men's Volleyball	1999
Women's Cross Country	1997
Football	1984
Men's Golf	1981
Men's Track	1970



Jeff Judkins took over the BYU women's basketball program last season and led them to a conference tournament championship as well as BYU's first berth in the NCAA Sweet Sixteen.



Men's tennis All-American Carlos Lozano and doubles partner Gert Vilms finished the 2002 season ranked No. 14 in the nation.



Jeff Hansen led the men's track team to a 15th place finish at the NCAA Indoor Track & Field Championships where he ran away with the national pole vault title.



BYU is home to one of the premier football programs in the nation. Standout running back Luke Staley was named the nation's top running back (Doak Walker Award winner) in 2001.



BYU baseball won its second consecutive Mountain West Conference Championship and had another good showing in the NCAA Regionals.



The women's soccer team won its third straight conference championship, qualifying for the NCAA Tournament for the fifth consecutive season. Forward Lydia Ojuka was named the 2001 MWC tournament MVP.



BYU freshman Michaela Mannova became the second BYU athlete in as many years to win the national 3,000-meter steeplechase title. Mannova won the event at the 2002 NCAA Track & Field Championships in Baton Rouge in a record time of 9:45.94.



All-American diver Aaron Russell led BYU's swimming and diving team to its second consecutive MWC title. Fellow divers Justin Wilcock and Andy Bradley also earned All-American honors.



With the donations and support of more than 4,500 members nationwide, the Cougar Club has helped BYU build one of America's strongest collegiate athletic programs. Through its fund-raising and promotional mission, the Cougar Club is ensuring the future success of BYU Athletics.

**"For more than three decades, the Cougar Club has been the life blood of BYU Athletics. We are grateful for all the generous contributions of our fans."**

— Val Hale, BYU men's athletic director

Loyal Cougar Club members across America are building the foundation for BYU's future athletic victories. The changing nature of collegiate athletics means that to compete at the highest levels, BYU must raise more money every year. The costs associated with being one of the nation's elite programs continue to rise dramatically. With that challenge in mind, the support of Cougar Club and its members becomes an even more important key to the future growth of BYU Athletics.

"The BYU fans and donors makes all the difference," says Cougar Club Executive Director Michael Middleton. "For our teams to continue to achieve national prominence, the Cougar Club needs to continue to grow."

## FUNDING

Cougar Club donations are used for many vital projects, including:

- Funding the entire athletic program's recruiting expenses, helping BYU coaches to attract some of the world's premier athletes to Provo, Utah.
- Building new facilities including the Indoor Practice Facility, currently slated for construction, and the recently opened Miller Baseball/Softball complex.
- Supporting the Student Athlete Center and sponsoring academic tutoring for student athletes, providing laptop computers for the athletes to use when traveling, and sustaining an endowment that provides spring/summer and post-eligibility scholarships that assist current and former athletes to finish their degrees.

## MEMBER BENEFITS

There is a Cougar Club membership level for every fan that wants to help BYU continue to build a strong athletic tradition. Individuals and businesses annually make tax-deductible Cougar Club contributions of between \$50 and \$5,000—based on their financial ability to give and on the athletic benefits they want to receive. To acknowledge the generosity of club members, the athletic department makes a number of benefits available to club members including:

- EXCLUSIVE SEATING
- FREE RESERVED PARKING
- PRE-GAME MEETINGS BEFORE EACH HOME FOOTBALL GAME
- FREE LUNCHEONS WITH BYU COACHES AND ATHLETES
- ATHLETIC PUBLICATIONS
- THE OPPORTUNITY TO PURCHASE POST-SEASON TICKETS BEFORE THE GENERAL PUBLIC
- AND MANY OTHERS

However, the greatest benefit of membership is knowing that the Cougar Club is helping BYU Athletics continue to be one of the nation's best collegiate athletic programs.

## THE LEGACY PROGRAM

In 1997, Cougar Club introduced the Legacy Program to further ensure BYU's continued athletic success. The Legacy Program is designed to help club members structure their financial planning (appreciated securities, trusts, bequests, wills, life insurance and other options) to benefit BYU Athletics while maximizing flexibility and tax benefits for the donor. Additional athletic benefits are available through the Legacy Program for donors who make a present value Legacy gift of \$10,000 or more.

## EVENTS

The Cougar Club sponsors many programs and events that build athletic loyalty among Cougar fans, BYU alumni and other friends of the university. The Cougar Club annually sponsors more than 30 events for the enjoyment of club members, including:

- BYU Athletic Hall of Fame
- BYU Annual Athletic Awards Banquet
- Academic Athlete Banquet
- Blue & White Football Game
- "Meet the Football Team" Watermelon Bust
- Men's Basketball Varsity Preview
- Pre-game activities before each home football game, where club members get a preview of the upcoming event from former players, university administrators and members of the media while enjoying a delicious meal in the Cougar Room at LaVell Edwards Stadium
- Reception for Female Athletes
- Monthly luncheons with coaches and players
- Exciting athletic tours coordinated by the Cougar Club and the BYU Alumni Association
- Many other events in geographic areas with club chapters throughout the United States and Canada. Cougar Club chapters that hold their own events are currently organized in San Diego, Ventura, and Fresno, California; Las Vegas, Nevada; and Phoenix, Arizona, as well as in Salt Lake City and Utah County.
- Club Members and other BYU fans interested in starting a Cougar Chapter in their area should contact the Cougar Club Office. A charter chapter requires only ten memberships in a localized area.

## ANNUAL CONTRIBUTION DESIGNATIONS

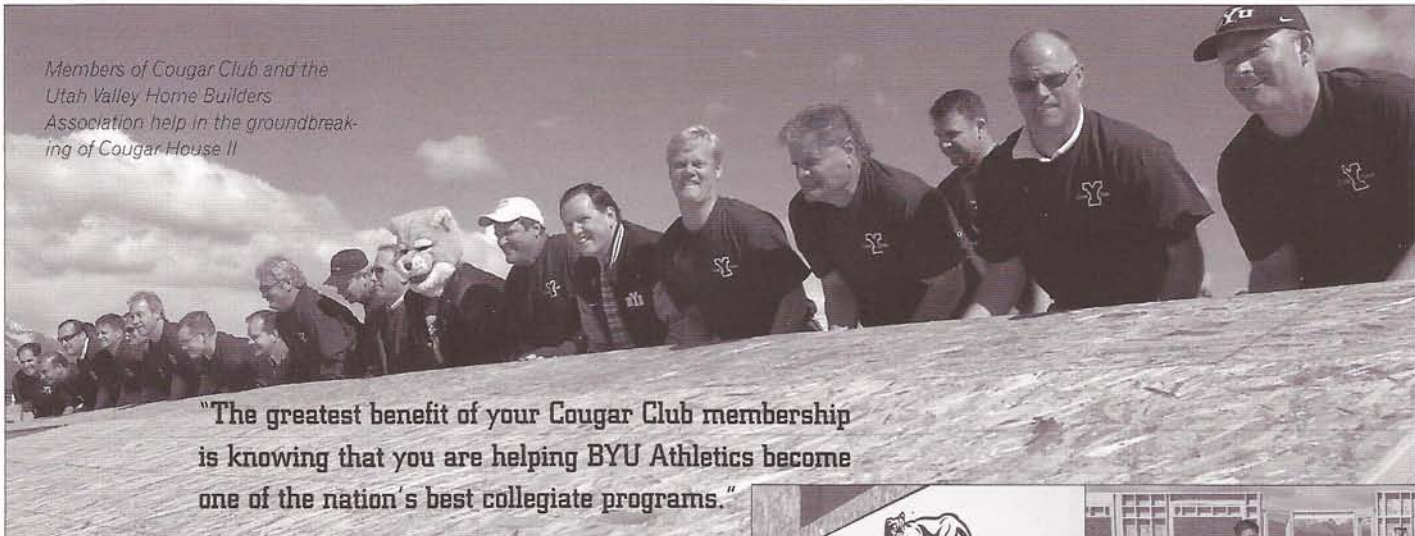
YOUNG ALUMNI	.....\$50
COUGAR	.....\$100
BRONZE COUGAR	.....\$200
SILVER COUGAR	.....\$500
GOLDEN COUGAR	.....\$1,000
PLATINUM COUGAR	.....\$5,000
LEGACY	.....\$10,000 OR MORE

**join the cougar club...**  
**it's for everyone**

## COUGAR HOUSE II

Cougar Club, in conjunction with the Utah Valley Home Builders Association and The Ranches at Eagle Mountain have built Cougar House II. The proceeds of over \$280,000 from the sale of Cougar House II will be used to endow an athletic scholarship at BYU. This home was built entirely through the donations of more than 60 contractors, suppliers, and tradesmen who donated their time, materials and labor to support the student-athletes at BYU. (For more information about the Cougar House, log on to [www.cougarclub.com](http://www.cougarclub.com))

Members of Cougar Club and the Utah Valley Home Builders Association help in the groundbreaking of Cougar House II



**"The greatest benefit of your Cougar Club membership is knowing that you are helping BYU Athletics become one of the nation's best collegiate programs."**



### TOM HOLMOE

*Associate Athletics Director for Development*

In June 2002, Holmoe was hired to oversee fund-raising efforts for BYU's men's and women's athletic departments. As part of his responsibilities, he will supervise Cougar Club and fundraising for the BYU athletic complex. He will also serve as the department's liaison with the LDS Foundation.

A BYU graduate and former Cougar defensive back, Holmoe played seven years in the National Football League before recently completing a 12-year coaching career in college football and the NFL.



### MIKE MIDDLETON

*Assist. AD/Cougar Club Exec. Director*

Middleton was appointed Executive Director of the Cougar Club in June of 1998 after working for six years as the Club's assistant director and communications manager. He was appointed Assistant AD in 2001. Middleton has written scripts for Bonneville Communications' Music and the Spoken Word since 1994. He earned an M.A. in communications from BYU in 1996 after graduating summa cum laude with a B.A. Married Laura Zaugg and they have two children.



### GREG VEHAR

*Cougar Club Assistant Director*

Greg Vehar joined the staff of the Cougar Club last year as the Assistant Director. Vehar is a native of Orem, Utah, and graduated from BYU in 1993 with a B.S. degree in Communications. Before joining the Cougar Club Staff, Greg was the manager of a document production center for seven years. He served a LDS Spanish-speaking mission in Hartford, Connecticut. He is married to Gayle Eddington and has two daughters, Alisun and Megan.

There has never been a better time to support BYU Athletics. BYU's athletes and teams are consistently among the nation's best, and our overall athletic program has been ranked in the NCAA's top 25 each of the past five years. We are getting closer to the vision of excellence and consistency that I have for BYU Athletics—every team in the nation's Top 20.

Although our goals have never been higher, our needs have never been greater. To reach our potential we must build and maintain state-of-the-art facilities and purchase the best equipment. If we intend to win, and to win with integrity, we must also continue to recruit the best LDS athletes and others who share BYU's standards.

I have seen firsthand the impact of our athletic success on the missionary work of The Church of Jesus Christ of Latter-day Saints. BYU's values and victories have created respect and positive publicity for the LDS Church across America and around the world.

I invite you to join us in building BYU's legacy of athletic excellence.

Merrill J. Bateman

President  
Brigham Young University

# student athlete center

BYU student-athletes are seeking to excel academically, athletically, and are preparing for life after they graduate. The transition into university life can be challenging for any student. This is especially true for student-athletes who are expected to be good students and outstanding athletes. They are also under obligation to understand and comply with a variety of NCAA rules and regulations in order to be eligible to compete. The Student Athlete Center was created to provide a place where student-athletes can receive support and resources as they pursue their goals.


encouragement. The academic advisors assist student-athletes by having them set weekly and semester goals, teaching them time management and academic success strategies, and helping them communicate effectively with their professors. Advisors also assist the coaching staff in monitoring the day-to-day progress of student-athletes who are challenged.

## TUTORING

Personal tutors are provided for athletes through the Student Athlete Center with funds made available by

## COMPUTER LABS AND LAPTOP COMPUTERS

The computer lab is located in the Student Athlete Center and is an Access Point Lab available for all students. Athletes can utilize the computers for research and writing papers. E-mailing and surfing the Internet is not considered legitimate study hall time, but is permissible when not in study hall. Laptop computers are available on a first-come first-serve basis. The computers are equipped with the basic word processing programs: Word, Excel, and



One of the main priorities of the center is to assist student-athletes as they transition into the BYU culture and the world of college athletics. Student-athletes are assigned an academic advisor to help them register for classes and monitor their progress toward graduation. The advisor is the contact person for student-athletes who have academic or eligibility questions and concerns. The advisor also helps student-athletes make connections with other campus resources such as the Counseling and Career Center, Multicultural Student Services, University Accessibility Center, and College Advisement Centers.

The Student Athlete Center staff pays particular attention to those student-athletes who are not members of The Church of Jesus Christ of Latter-day Saints. They have some unique needs as they pursue their education in a community that is almost entirely LDS. Paul Warner, who is the University Chaplain, works very closely with these individuals to help them succeed in the BYU environment.

## ACADEMIC ADVISEMENT

The main focus of the Student Athlete Center is to help student-athletes graduate on time. To achieve this goal, academic advisement is provided to all student-athletes. Advisors are available to help students-athletes register for classes, monitor athletic eligibility, secure tutorial help, and provide on-going support and

the Cougar Club. Tutors are hired to tutor multiple subjects. To obtain a tutor, see the secretary in the Student Athlete Center.

## MENTORS

Mentors are available for any student-athlete through the Student Athlete Center. Incoming freshmen will be assigned a mentor for their first semester. Mentors are most often fifth-year student-athletes or graduate students. Mentors provide time management help, study skills, test taking tips, help adjusting to college, etc. To obtain a mentor, see the academic advisor assigned to your team.

PowerPoint. Internet is not accessible on these computers. Computers can be checked out before away games and should be checked in upon the athletes return.

## NCAA CHAMPS/LIFE SKILLS

The BYU Athletics Department is an active participant in the NCAA CHAMPS/Life Skills Program. The services provided by the Student Athlete Center target each of the five commitments of the CHAMPS/Life Skills program.

## COMMITMENT TO ACADEMIC EXCELLENCE

A primary goal of the Student Athlete Center is to ensure that every student-athlete graduates with a bachelor's degree in their chosen field of study. To achieve this goal, the Center provides a team liaison as part of the comprehensive academic support program. Each athlete has regular visits with his/her team liaison who assists with registration and monitors progress toward graduation. Tutoring is also available for every student-athlete. The Student Athlete Center is conveniently located in the George Albert Smith Fieldhouse and contains a study hall and computer lab. Study skills classes and workshops are also taught regularly for student-athletes who may need additional assistance to achieve academic success.

### SERVICES AVAILABLE IN THE STUDENT ATHLETE CENTER INCLUDE:

- Academic Advising
- Career Counseling and Testing
- Community Service Opportunities
- Computer Lab
- Group Study Sessions
- Laptop Computers
- Leadership Opportunities (Student Athlete Advisory Committee)
- Mentoring
- Sport Psychology
- Study Facilities
- Tutoring



## COMMITMENT TO PERSONAL DEVELOPMENT

Student Athlete Center personnel are also active in teaching classes designed to promote leadership, emotional well-being, personal growth and decision-making skills. Student-athletes are taught about some of the unique issues they face in the world of college athletics and how to thrive in the university setting and beyond.



## COMMITMENT TO CAREER DEVELOPMENT

A career specialist is available to assist student-athletes with a variety of career issues. They receive help in choosing a major, building their resume, establishing a career network and preparing for their transition from college athletics into the world of work. These services are available through individual consultation, workshops, computer programs and University courses. Career exploration and career transition classes are highly recommended to all student-athletes. Internship and employment opportunities are also made available through the Career Network, which is made up of Varsity Club and Cougar Club members.



## COMMITMENT TO SERVICE

A vital part of Brigham Young University's involvement in the CHAMPS/Life Skills program includes a commitment to service. The CHAMPS program supports the philosophy that all student-athletes have inherit talents that allow them to excel in athletics and in life. Athletes provide valuable role models and have many unique opportunities to serve their campus and surrounding communities. The Student Athlete Center coordinates service opportunities networking with schools, churches, and community events. Many requests for service projects are received throughout the year. Student-athletes are expected to be involved in at least three hours of community service per semester. Student-athletes enjoy the opportunity to be involved in serving and find these opportunities fun and rewarding.

## COMMITMENT TO ATHLETIC EXCELLENCE

The Student Athlete Center employs a sport psychologist to provide performance enhancement interventions for BYU teams, coaches and student-athletes. These interventions include: increasing awareness for sport performance, goal-setting, arousal regulation through relaxation and energizing techniques, imagery training, confidence building through self-talk strategies, developing pre-competition plans, concentration (focusing) training and team-building interventions. The overall objective of these types of interventions is to assist individual student-athletes and athletic teams to perform at consistently high levels. Personal counseling is also available through the sport psychologist and Chaplain as needed.

For more information about the  
BYU Student Athlete Center, go to:  
[http://www.byucougars.com/student\\_athlete\\_center/](http://www.byucougars.com/student_athlete_center/)

## CHAMPS / LIFE SKILLS PROGRAM COMMITMENT STATEMENTS

### COMMITMENT TO ACADEMIC EXCELLENCE

To support the academic progress of the student-athlete toward intellectual development and graduation.

### COMMITMENT TO ATHLETIC EXCELLENCE

To build philosophical foundations for the development of athletic programs that are broad-based, equitable and dedicated to the well-being of the student-athlete.

### COMMITMENT TO PERSONAL DEVELOPMENT

To support the development of a well-balanced lifestyle

for student-athletes, encouraging emotional well-being, personal growth and decision-making skills.

### COMMITMENT TO CAREER DEVELOPMENT

To encourage the student-athlete to develop and pursue career and life goals.

### COMMITMENT TO SERVICE

To engage the student-athlete in service to his/her campus and surrounding communities.

## STUDENT ATHLETE CENTER



**E.J. CAFFARO**  
SAC Director  
Basketball Academic Coach  
801.422.5305 (office)  
801.372.4340 (fax)  
Room 6A SFH  
ej\_caffaro@byu.edu



**RON CHAMBERLAIN**  
Assistant Director  
– Sports Psychologist  
801.422.8018 (office)  
801.372.4340 (fax)  
Room 206D SFH  
ron\_chamberlain@byu.edu



**SANDY THOMAS**  
Academic Advisor  
Career/Employment Specialist  
801.422.4841 (office)  
801.372.4340 (fax)  
Room 206B SFH  
sandy\_thomas@byu.edu



**JIMMY BENALLY**  
Academic Advisor  
Community Service Coordinator  
801.422.4837 (office)  
801.372.4340 (fax)  
Room 6B SFH  
jimmy\_benally@byu.edu

The BYU Student Athlete Center recently received the prestigious Division IA CHAMPS Program of Excellence Award presented by the Division IA Athletic Directors' Association at its annual meetings on September 23 in Dallas.

The Program of Excellence Award, which began in 1997, is a lifetime award designed to recognize Division 1A athletic programs that have established student-athlete welfare as the cornerstone of its operating principles. BYU was one of just three universities to receive the award in 2002.

There are currently 117 Division I institutions that administer the NCAA CHAMPS/Life Skills program. Since its inception five years ago, just 27 schools have received the Program of Excellence Award.

"It is a great honor to be recognized for our commitment to develop the student-athlete in not only athletic excellence but also career, academic, and personal development," said Sandy Thomas, Assistant Director, Career and Employment Specialist.

# utah valley community



Utah's white splendor has been characterized as "The Greatest Snow On Earth." With an average annual snowfall of more than 42 feet, skiing and snowboarding at any of Utah's 14 resorts is truly a winter wonderland. Knee-deep powder and untracked snow are common characteristics of mountain resorts throughout Utah. The Wasatch Mountains provides a backdrop for Utah Valley with high peaks and rugged terrain that give bikers and hikers a taste of wildflower meadows, deep forests and snowcapped mountain peaks. Breathtaking vistas and spectacular views awaken the senses to nature's simple beauties.



A mountain biker's dream come true, Moab is paradise for fat-tire bikers. Just a three-hour drive from Provo, Moab, an old mining town, neighbors Arches National Park, one of six national parks and seven national monuments within a half-day drive from Provo. Ascending to higher elevations, clear mountain streams and rushing rivers wash through green landscapes and deep forests. The numerous canyons surrounding Utah Valley are full of mountain springs, lakes and waterfalls.


With a population over 350,000 people, Utah County offers all the conveniences of a major metropolitan community. Just 40 minutes south of Salt Lake City, host of the 2002 Winter Olympics, Provo also offers various recreational activities. Known for its incredible skiing and central location to 15 national parks and monuments, Utah County attracts visitors from around the world.

The Utah Valley metropolitan communities of Provo and Orem are home to a growing high-tech mecca, including the world headquarters for many computer and technology corporations. The Provo/ Orem area boasts one of the highest standards of living in the country and has been rated by several experts as one

of the top areas to live in the U.S. In a 2001 FBI report, the Provo/Orem metropolitan area had the second lowest violent crime rate in the nation. Utah Valley is an excellent educational environment with high-quality health care, a below average crime rate and rich cultural and recreational opportunities for its citizens. The Utah Valley area has been ranked among the top 20 places to live in the nation (according to Money Magazine) for the past five years. In September 1991, the magazine rated the area #1 on its list of the top 300 places in the nation to live. In 1994, the area received the #3 ranking. It is also considered by Fortune magazine to be the "third high-tech cluster in the U.S."

The Sundance Institute located in Provo Canyon offers locals and visitors an opportunity to experience some of the region's artistic culture. Every year, some 20,000 people attend Robert Redford's Sundance Film Festival. Several films that premiered at the festival have been the recipients of Oscar, Emmy and International Film Festival awards. Sundance offers year-round activities that can be enjoyed by everyone, including its ski resort, summer outdoor theater, fine dining and shopping.

**Utah Valley is a major gateway to six national parks, seven National Monuments, two National Recreational areas, six National Forests and 44 State Parks.**



The toughest challenges any student-athlete will face while in college may not line up across from him in a different color jersey. Splitting their time between the classroom, the weight room, the training room and the field can make academic success a more difficult challenge than any they will face on the field.

The BYU student-athlete is not alone in his or her quest for academic excellence. As a team surrounds him in the field to help him reach another championship, a different team is in place to help him attain his academic goals.

E. J. Caffaro and his staff in the Student Athlete Center are in charge of monitoring players' success in the classroom and their progress toward graduation. The Student Athlete Center staff serve as mentors to the players and are active participants in their academic careers from the time they arrive. Caffaro, who coached football and basketball for the past 15 years at Snow College and Ricks College before coming to BYU, knows well the demands placed on student-athletes.

"We understand what the players are going through day to day

Working out of the student athlete center, Caffaro, Coach Chris Pella and an office assistant

"We talk schedules with the freshmen and try to get them in to certain classes to help get them acclimated to the workload," said Caffaro. "We want to emphasize good structure and support in their academics."

As mentors, they monitor players' progress from registration through finals. They have access to players' grades and, should signs of problems

**BYU's name resonates from east to west, thanks in no small part to the efforts of more than 600 student-athletes competing at the highest levels. This success, however, isn't limited to the field of play. During the 2000-2001 academic year, BYU student-athletes earned a cumulative grade point average of 2.95. A total of 163 student-athletes were named Academic All-Conference and 17 were named Academic All-America.**

arise, they try to solve them before they become serious. Tutors are available through the Student Athlete Center at any time yet the athlete must take the initiative to arrange it. Should an athlete's GPA fall below 2.5, Caffaro and the other mentors will take a


more active role in that athlete's academics by placing the athlete on study table.

Once on the study table program, an athlete will be under a rigorous system of checks and balances to insure that they are getting their class work taken care of. Caffaro and the other mentors take it upon themselves to arrange tutors for athletes on study table and follow up with the tutors to make sure the work is getting done.

Each Monday morning, all study table athletes meet at 7 a.m. to plan their week, giving time for classes, workouts, team meetings and homework. It also requires athletes to attend study hall between four to six hours a week. In addition, runners are sent to classes to make sure the athletes are attending so they don't fall behind.

"Coach Caffaro sincerely cares about each of us and is willing to do anything to help us succeed," said BYU football player Jernaro Gilford.

The future will see BYU's student athletes reach new levels of success as work has begun on a new Student Athlete Center.



**"Whatever we need to do academically, Coach Cleveland is on board. He doesn't just want his players to be eligible, he wants them to be making serious progress towards graduation.**

**— E.J. Caffaro, Student Athlete Center Director, Basketball Academic Coach**

*GRADUATES: Former Cougar football standouts Setema Gali Jr. (left) and Kalani Fafita Sitake (right).*



## MERRILL J. BATEMAN

*University President*

Merrill J. Bateman has served as president of Brigham Young University since Jan. 1, 1996.

Born in Lehi and raised in American Fork, Utah, he earned a bachelor's degree in economics at the

University of Utah in 1960 and went on to receive his doctorate in that subject from the Massachusetts Institute of Technology in 1965. President Bateman was a Danforth Fellow (1960-64) and Woodrow Wilson Fellow (1960-61). He was inducted into the Phi Kappa Phi and Phi Beta Kappa honor societies in 1960 at the University of Utah.

His academic assignments include lecturer in economics at the University of Ghana, 1963; assistant professor of economics at the U.S. Air Force Academy, 1964-1967; associate professor of economics at BYU, 1967-1969; professor of economics at BYU, 1969-1971; and dean of the BYU School of Management, 1975-1979. He also has published several articles in the field of economics.

President Bateman headed his own consulting and capital management companies. Before rejoining the BYU faculty as a dean, he was an executive with Mars, Inc., in England and the United States (1971-1975).

Elder Bateman was called to serve in the Second Quorum of the Seventy in June of 1992. As part of that assignment, he was president of the Asia North Area. He has served the Church also as a missionary, bishop, stake high councilor, stake president and regional representative. He also helped lay the foundation for the Church's establishment in Ghana and Nigeria.

He was sustained as Presiding Bishop of The Church of Jesus Christ of Latter-day Saints on April 2, 1994. The First Presidency of the Church released him from that calling when they appointed him president of BYU. However, he continues to serve the Church as a General Authority, filling a position in the First Quorum of the Seventy.

He is married to Marilyn Scholes Bateman and they are the parents of seven children: four boys and three girls. They also have 26 grandchildren.

### PAST BYU PRESIDENTS

Karl G. Maeser	1886-92	Christian Jensen	1949-51
Benjamin Cluff	1892-1903	Ernest L. Wilkinson	1951-71
George H. Brimhall	1904-1921	Dallin H. Oaks	1971-80
Franklin S. Harris	1921-39	Jeffrey R. Holland	1980-89
Christian Jensen	1939-40	Rex E. Lee	1989-96
Franklin S. Harris	1940-45	Merrill J. Bateman	1996-Pres.
Haward S. McDonald	1945-49		



## K. FRED SKOUSEN

*Advancement Vice President*

Dr. K. Fred Skousen is in his fourth year as Advancement Vice President of Brigham Young University. Previously, he was Dean of the Marriott School of Management and Director of the School of Accountancy at BYU. He earned a Bachelor's degree from BYU and a Master's and Ph.D. degrees from the University of Illinois.

Professor Skousen has been a consultant to the Financial Executive Research Foundation, the Controller General of the United States, the Federal Trade Commission and to several large companies. The summer of 1969, he was a Faculty Resident on the staff of the Securities and Exchange Commission in Washington, D.C. The summer of 1973, he was a Faculty Fellow with Price Waterhouse & Co., in Los Angeles. Dr. Skousen currently serves on the Board of Directors of several corporations.


Professor Skousen taught at the University of Illinois and the University of Minnesota prior to joining the faculty at BYU. Professor Skousen was appointed to a nine-member National Commission on Professional Accounting Education in 1982. Dr. Skousen held the J. Willard and Alice S. Marriott Chair of Management at BYU from 1989-1998.

Dr. Skousen is the author or co-author of more than 50 articles, research reports, and books, including: "An Introduction to the SEC," "Intermediate Accounting," "Accounting: Concepts and Applications," and "Financial Accounting." Fred and his wife, Julie, have five sons, one daughter and 19 grandchildren.



*THE PRESIDENTS: Gordon B. Hinckley, President of the Church of Jesus Christ of Latter-day Saints and President Bateman prepare to rename Cougar Stadium to LaVell Edwards Stadium on Nov. 18, 2000.*





## VAL HALE

*Director of Men's Athletics*

In his fourth year as BYU's athletic director, Val Hale is overseeing an aggressive building and fundraising effort in the athletic department. The Cougars recently opened Miller Park, home of the baseball and softball teams.

In addition, BYU is embarking on a campaign to fund and build an indoor athletic complex which will house the football program, the student-athlete center, and administrative offices.

Prior to his appointment in 1999, Hale served ten years as an associate athletic director for external affairs. He had the responsibility of overseeing the athletic media relations operation and promotional/marketing efforts.

Hale has been assistant director of BYU Development, where he supervised and managed fund-raising efforts in several clubs. He was promotions and publications coordinator for the Athletic Department from 1982-87.

Hale has been active in church and civic responsibilities. He recently completed a tenure as president of the Utah Chapter of the National Football Foundation and the College Hall of Fame, Inc., and was a founding board member of the Utah Tipoff Club. In addition, he serves on the executive committee of the Utah Sports Commission. Hale is a member of the NCAA men's golf committee.

Hale was an all-region football player and all-state track athlete at Orem (Utah) High School. He played one year of junior varsity football at BYU in 1975 before serving an LDS Church mission to Chile from 1976-78. Hale was a cum laude graduate at BYU in 1981. He received his M.A. degree from BYU in communications in 1987. He married and they have three children: Chris, Brandon and Rachel. Chris is a wide receiver on the BYU football team.

### BYU UNDER VAL HALE (SUMMER 1999-PRESENT)

#### NATIONAL CHAMPIONSHIPS: 1

Volleyball 1 2001

#### CONFERENCE CHAMPIONSHIPS: 21

Football . . . . . 2 . . . . . 1999, 2001

Volleyball . . . . . 1 . . . . . 2001

Basketball . . . . . 1 . . . . . 2001

Golf . . . . . 1 . . . . . 2001

Baseball . . . . . 2 . . . . . 2001-02

Cross Country . . . . . 4 . . . . . 1999-2002

Track (Indoor) . . . . . 2 . . . . . 2000, 2001

Track (Outdoor) . . . . . 3 . . . . . 2000-02

Swimming . . . . . 3 . . . . . 2000-02

Tennis . . . . . 2 . . . . . 2001-02



## ELAINE MICHAELIS

*Director of Women's Athletics*

Elaine Michaelis enters her eighth year overseeing BYU's 11 women's intercollegiate sports as director of Women's Intercollegiate Athletics.

Consistently ranked among the top 10 women's programs in the country, BYU's women's teams won six Mountain West Conference titles last year and nine advanced to NCAA play, with cross country achieving its third national championship in the last five years.

In May, Michaelis retired as BYU's women's volleyball coach after 40 years at the helm. She retired as the all-time leader in victories among female coaches in collegiate volleyball at any level (887-225-5 record in 33 seasons since records were kept in 1969) and ranks second overall in all-time Division I women's volleyball wins. Michaelis never suffered a losing season after completing her 28th consecutive 20-win campaign last year. Her teams qualified for 30 of the 33 national tournaments, including 20 of 21 NCAA tournaments, and claimed 23 conference titles.

An eight-time conference coach of the year, Michaelis was also honored with numerous national and regional awards, including the 1987 Tachikara Northwest Region Division I Coach of the Year, 1993 U.S. Volleyball Award, 1996 NCAA District 7 Coach of the Year, 1996 AVCA Founders Award and 2001 USA Volleyball All-Time Great Coach Award. She was inducted into the Utah Summer Games Hall of Fame in 1987 and the Hall of Fame of the Utah Network for Women and Girls in Sport in 1990. In 1993, she was one of three honorees of the Salt Lake City Old Time Coaches Association and was the 1994 recipient of the Dale Rex Memorial Award.

Michaelis also coached basketball, softball and field hockey at BYU and served as director of the women's intramural and extramural programs for 10 years. She has been part of BYU's women's athletics program since she was a student participating in volleyball, basketball and softball from 1956-60. She earned a B.S. degree and an M.S. degree from BYU and holds the rank of associate professor of physical education and full athletic professional.



## KEVIN J. WORTHEN

*Faculty Representative*

Kevin J. Worthen, Associate Dean and Professor of Law at the BYU J. Reuben Clark Law School also works behind the scenes for the Cougar Athletic Program. Worthen's duties include assisting with BYU's compliance to the conference and NCAA rules and regulations.

Worthen has chaired the BYU Self-study Steering Committee for NCAA certification and the University Athletic Advisory Committee. He served as a law clerk for Judge Malcolm R. Wilkey of the U.S. Court of Appeals for the District of Columbia Circuit in 1982-83; and then for Justice Byron R. White of the U.S. Supreme Court in 1983-84.

In 1978, he graduated with an associates degree from the College of Eastern Utah where he was valedictorian and Co-captain of the varsity basketball team, then graduated summa cum laude with a bachelor's degree in political science from BYU in 1979. Again, he graduated summa cum laude with his juris doctorate in 1982 from BYU. He served an LDS mission to Mexico. Worthen is married to the former Peggy Sealey, and they are the parents of two sons, Collin and Aaron, and a daughter, Kaylee.



## **PETER PILLING**

*Senior Associate AD*

Pilling came to BYU December of 2001 after spending four years as Associate Athletic Director for External Operations at Villanova University. He managed and oversaw the operations of marketing, promotions, licensing, media relations, ticket operations and the Wildcat radio and television network. His other professional experience

includes tenures as Associate Athletic Director at St. Bonaventure and the University of Wyoming. He has also held athletic administrative positions at Morehead State and the University of Kentucky. Pilling has served as an NCAA peer reviewer member and has held positions on the Big East and Atlantic 10 conference committees.

Pilling is a former board member and past president of the National Association of Collegiate Marketing Administrators (NACMA). He also served on the Board of Directors for the National Collegiate Licensing Association (NCLA). In June of 2001, he was the recipient of the 2001 NACMA National Outstanding Individual Achievement Award. A graduate of BYU with a B.S. in accounting, Pilling continued his education at Ohio University where he earned a Master's Degree in Sports Administration. At Villanova, Pilling was an adjunct professor in the Commerce and Finance department. He and his wife, Deanna, have four children: Travis (19), Kyler (15), C.J. (11) and McKenna (5).



## **BRIAN SANTIAGO**

*Associate AD/Internal Operations*

Brian Santiago enters his first year as Associate Athletic Director for Internal Operations after spending the past year as an Assistant Athletic Director. He currently handles all administrative game management for football and basketball, and administers the baseball and men's volleyball programs. Prior to this position, he handled basket-

ball operations for four years as Steve Cleveland's assistant. A graduate of Provo High in 1988, he was part of the 1987 state championship team and was named all-state twice in basketball and once in baseball. After high school, he played at Utah Valley State College where he was all-conference and all-region in basketball and baseball. He then went on to play for Fresno State from 1992-1994 where he was named Academic All-WAC twice. He led the WAC in assists and three-point shooting percentage - finishing second in the nation from the three-point arc at 50 percent. Santiago spent three years playing professionally for the Arecibo Capitanes of the Puerto Rican Superior league, and was named to the pre-selection Olympic team for Puerto Rico. His brothers, Kevin and Mark, played basketball for BYU. Santiago earned his B.S. in business administration from Fresno State in 1995, and then received his MBA from BYU's Marriott School of Management in August 2001. Santiago served a Church mission in the Dominican Republic, Santiago mission. He is married to Kimberly Blackburn. They have three sons, McKay (5), Colson (3), and newborn Jaxon. His brothers, Kevin and Mark, played basketball for BYU.



## **DUFF TITTLE**

*Associate AD/Communications*

In his fourth year as an associate athletics director, Tittle oversees the department's communications efforts including media relations, publications, web services and community relations. He is also the administrator over the men's golf, swimming and tennis teams. He previously served as the athletic publications director from 1996-

99. Before coming to BYU, Tittle was the media relations director at BYU-Hawaii from 1993-96 and was the director of communications for the American Junior Golf Association (Atlanta) from 1990-93. He earned a B.A. in communications from BYU (1990) and a M.A. in human resource management from Hawaii Pacific University (1997). He and his wife, Sherry Miller, are from Orem, Utah. They have five children: Elisa (14), Sydney (11), Brett (7), Savannah (4) and McKay (1).



## **MIKE KING**

*Associate AD/Finance*

Mike King has been the Cougars' business manager for over 20 years and was named a men's associate AD in 2000. He came from BYU-Hawaii, where he was controller and director of financial services. King was athletic business manager at Idaho State from 1974-78 and managed the ISU Minidome from 1970-74. He received a B.A.

degree at Idaho State in 1978 and completed his MPA degree in April 2001. King married Jeannette Bertoch, and they have four children.



## **JIM KIMMEL**

*Compliance Director*

Jim Kimmel is in his 17th year in the athletic department and was named the compliance director in June 2001. He worked for 15 years in the athletic academic advisement office prior to his current position and spent the first years at BYU working in Student Life where he was involved in student activities. Kimmel taught in the public

school system for twelve years, coaching four of those twelve years, prior to coming to BYU in 1977. He received his B.S. in Education in 1965 and an M.S. in Educational Administration in 1980 from BYU. He is married to Betty Symons, and they have six children



## **DENNIS FISHER**

*Basketball Equipment Manager*

Dennis Fisher joined the BYU staff in 1996 and is a native of Chico, Calif. He spent 22 years in the U.S. Air Force as an air surveillance officer and special forces combat rescue. Received a bachelor's degree in sports science and is currently working on masters in sports psychology. He also serves as the head coach of BYU's raquetball team (extra-

mural). Married Mary McLaughlin and they have seven children.



## BRETT PYNE

*Assistant Media Relations Director*

Brett Pyne joined BYU in 1998 as an assistant director in the athletic media relations office. He is in charge of media relations for men's basketball, women's volleyball, gymnastics and swimming and diving. Previously, Pyne was director of communications for the American Junior Golf Association in Atlanta from 1993-97 and manager of corporate communications at Nu Skin Enterprises in Provo from 1997-98. An Orem native, he earned his Bachelor's degree from BYU in 1992 with a double major in communications and Italian. He is married to Jan Bingham, and they have three children.



## TONY JEWKES

*Director of Athletic Marketing*

Tony Jewkes is entering his first season as the Director of Athletic Marketing and Promotions after working the past five seasons as the Assistant Athletic Director of External Affairs at Southern Utah University. He is a native of Logan, Utah, and received his undergraduate degree in recreational administration from Utah State University. He earned a M.A. in Education from Southern Utah University. From 1995-97 Jewkes was the Assistant Athletic Marketing Director at Utah State University (including two stints as interim director). He served a Church mission to Rapid City S.D. and married Crystal Larsen, and they have one daughter, Elle.



## KEVIN ELZEY

*Director of Ticket Sales*

Originally from Bellevue, Wash., Elzey has worked in the Athletic Marketing Department since September 2000. He previously was the Cougar Club Assistant Director. Before coming to BYU, Elzey worked in New York and Los Angeles for Hill & Knowlton Public Relations. Elzey graduated from BYU with a B.A. degree in communications, public relations and is currently finishing his M.B.A. at BYU. He served an LDS Church mission to Uruguay and is married to Lisa Day. They have two sons: Trevor and Zack.



## DAVE BROBERG

*Athletic Publications Director*

Dave Broberg became BYU Athletic Publications & Design Director in August 1999 after serving as the Communication's Coordinator for BYU's Cougar Club. During his three years at BYU, Broberg has produced many award-winning publications and promotional materials. Broberg also serves as the media relations director for BYU's men's and women's golf programs. A native of Shawnee, Okla., he served a Church mission to Amsterdam, Netherlands, and graduated cum laude from BYU with a B.A. degree in communications, public relations in 1997. He is currently finishing a Master's Degree in Mass Communications from BYU. Prior to arriving at BYU, Broberg worked as the assistant marketing director for HBH Enterprises in Springville, Utah. In the winter of 2002, Broberg served as an Olympic News Service reporter for the Salt Lake 2002 games. He is married to Lisa Lindsey.



## GARY PULLINS

*Assistant AD/Varsity Club Director*

Gary Pullins is entering his fourth year as assistant athletic director at BYU. Before his appointment in 1999, Pullins served 23 seasons as head baseball coach for the Cougars. As head coach, Pullins compiled a 913-462-6 (.663) record, ranking 16th among active NCAA Division I baseball coaches. He won seven WAC titles and 15 division crowns. His teams reached the NCAA tournament nine times. In 1983, his team was ranked No. 1 in the nation entering the NCAA tournament. Pullins was the District Coach of the Year in 1979, 1981, 1983 and 1985. He earned a bachelor's degree in Spanish at BYU in 1969 and a master's degree in physical education/health science in 1975. Pullins recently completed a term as president of the American Baseball Coaches Association, which boasts more than 6,000 members, and continues to serve on its board. His wife, Kathy, serves as the associate dean at the J. Reuben Clark Law School. They are the parents of four sons: Travis, Micah, Brandt and Taylor.



## BEV UTLEY

*Director of Promotions/Special Events*


Utley is entering her sixth year as Director of Promotions, Special Events and Spirit Squad. She is the producer of home football and basketball games as well as the cheer squad advisor. She is a native of Bowling Green, Ky. and received her associate business degree at UVSC in 1973. She owned retail stores in Indianapolis before coming to BYU. Her husband Roger was the director of the BYU Bookstore for 34 years before retiring. Bev and Roger have four children and fourteen grandchildren combined.



## DR. KIRT KIMBALL

*Orthopedic Surgeon*

Dr. Kimball, a Cougar alumnus and former Cougar swimmer, obtained his medical training at USC and UCLA. He is a nationally recognized Sports Medicine Orthopedic specialist with credentials that include serving as a Team physician for the US Ski Team, Summer Olympic Games and for the University of California athletic department.



## DR. DARRELL STACEY

*Team Physician*

Stacey has been the team physician since 1992 and was previously the team physician at UVSC for four years. Stacey graduated from Orem High School in 1969 and BYU in 1975 with a B.S. in zoology then later graduated from the University of Utah medical school in 1980. He is board certified in the specialties of family practice and sports medicine and served as a family physician and as a flight surgeon in the Air Force for eight years. Stacey married Loretta Rowley in 1974 and they have six children.

# athletic administration



**EMILY DEANS**  
Olympic Sports Marketing



**JEFF REYNOLDS**  
Assist. Media Relations Dir.



**NORMA COLLETT**  
Assist. Media Relations Dir.



**DANE KIMBER**  
Athletic Web Architect



**SUSAN ESCALANTE**  
Media Relations Off. Mngr.



**DEVEN MCCANN**  
Media Relations Intern



**GEORGE CURTIS**  
Head Athletic Trainer



**MICK HILL**  
Equipment Manager



**PAUL WARNER**  
Athletic Chaplain



**TOM HOLMOE**  
Associate AD/Development



**MIKE MIDDLETON**  
Asst. AD/Cougar Club Dir.



**GREG VEHAR**  
Cougar Club Asst. Dir.



**MARK PHILBRICK**  
University Photographer



**JAREN WILKEY**  
Assistant Photographer



**PAT CONROY**  
Athletic Finance



**CAROL LEATHAM**  
Administrative Assistant



**DIANE BABCOCK**  
Varsity Club Secretary



**LYNETTE NEWBOLD**  
Sports Medicine Off. Mngr.



**BRETT EDEN**  
Athletic Licensing



**LARRY DUFFIN**  
Special Events Director



**MARY JEAN DRAPER**  
Special Events Asst. Director



**DAVID MILES**  
Ticket Manager



**ELAINE JARVIE**  
Assistant Ticket Manager



**LARAE HAWKINS**  
Guest Ticket Manager



**CHAD BUNN**  
Video Coordinator




**CECIL HARRISON**  
Video Engineer




**CHARLES COX**  
Audio Technition



**TERRY CARTER**  
Special Events Custodial



**MIKE AVERETT**  
Special Events Custodial



**DALE JOHNSON**  
Special Events Custodial

# MOUNTAIN WEST CONFERENCE

---



# mountain west conference



In the three-year history of the Mountain West Conference, the Cougars have won 37 of 59 conference championships. That's 63 percent of all championships awarded in the eight-member conference. In 2000-2001 the Cougars won 16 of 19 championships.

"We're grateful our teams have performed so well, but frankly, we expect each of them to win the conference championship every year. When we don't win, we're very disappointed. It's a source of pride. We expect to win, and we truly believe we can."

— BYU athletic director Val Hale



The Mountain West Conference was conceived on May 26, 1998, when the presidents of eight institutions — Air Force, Brigham Young, Colorado State, New Mexico, San Diego State, UNLV, Utah and Wyoming — met in Denver and decided to form the MWC. The cornerstone of the conference's formation was the maintenance of long standing athletic rivalries among its member institutions. Hence the Mountain West

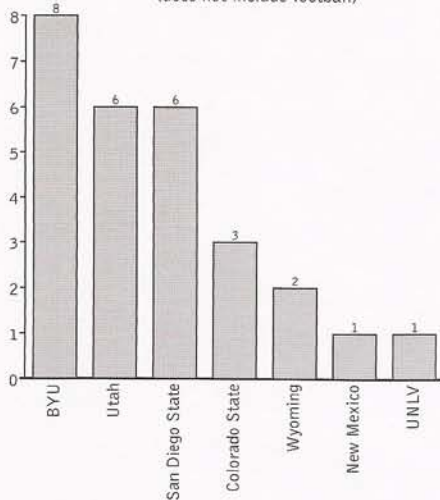
Conference was formed. Located in Colorado Springs, Colo., when the MWC's doors opened for business the new league had in place a seven-year contract with ESPN giving the broadcaster exclusive national television rights to MWC football and men's basketball; and three-year agreements to send the league's football champion to the Liberty Bowl and a second team to the Las Vegas Bowl.

The Conference officially began operations on July 1, 1999. Prior to opening its doors an executive committee was established and named Craig Thompson commissioner. Thompson had less than one-year to name the new league, settle on a city to serve as the league's headquarters, find a television partner, arrange for bowl tie-ins, hire staff, and develop a logo.

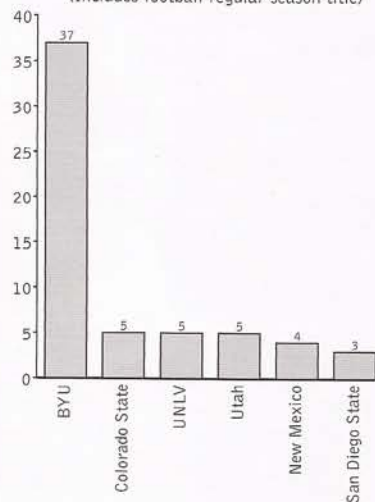
The Mountain West Conference is noted for its geographic diversity. Some of the most beautiful geography in the nation can be found within Mountain West Conference boundaries, including the unparalleled Rocky Mountain range, which borders four MWC schools (Utah, BYU, Air Force and Colorado State). The high plains of Wyoming (elevation 7,000 feet) contrast with the desert city of Las Vegas (the fastest growing metropolitan area in the West), the balmy weather and Pacific Ocean locale of San Diego State and the southwestern flavor of New Mexico.

Highlights through the MWC's first three years include two women's cross country national championships, being the only conference going to multiple bowls to go unbeaten in 2000 - posting a 3-0 mark, participation in nine bowl games, five of the eight teams going to bowls, one of two leagues in 2002 to send 75 percent of its men's basketball teams to postseason, eight berths in the NCAA Women's Basketball Tournament, and two teams advancing to the NCAA Volleyball

**MWC REGULAR SEASON TITLES**  
(does not include football)



**MWC CHAMPIONSHIP TITLES**  
(Includes football regular season title)



"Sweet 16" each of the first three seasons. In addition to the 19 MWC-sponsored sports, Utah and BYU have national titles in non-league sports. Utah has national titles in women's gymnastics and skiing, while BYU captured the 2001 and 1999 NCAA men's volleyball championship.

#### THE INAUGURAL SEASON

BYU claimed half of the conference championships awarded in the league's first year in 1999-2000 and BYU's women's cross country team captured the MWC's first national championship. The Cougars won nine of 18 championships, shared in the football and women's soccer titles, owned the regular-season women's volleyball title and finished 18th in the final Sears Director Cup standings.

#### THE 2000-01 SEASON

BYU claimed 16 of the 19 MWC championships (men's cross country, women's cross country, women's soccer, women's volleyball, men's swimming and diving, women's swimming and diving, men's indoor track and field, women's indoor track and field, men's basketball, men's tennis, women's tennis, men's golf, softball, baseball, men's outdoor track and field, women's outdoor track and field). The Cougars finished the season ranked 16th in the final Sears Directors Cup standings. The Mountain West Conference concluded the 2000 football season by becoming the only conference with multiple bowl games to go unbeaten in the postseason, posting a 3-0 mark.

In basketball the MWC qualified 9 of 15 eligible teams for post-season play. Four of seven eligible men's teams advanced into the post-season (BYU-NCAA, Utah-NIT, Wyoming-NIT, New Mexico-NIT) and five of eight women's teams (Colorado State-NCAA, Utah-NCAA, New Mexico-WNIT, BYU-WNIT, UNLV-WNIT), with New Mexico losing in the finals of the WNIT.

The MWC sent 31 teams and 30 individuals on to NCAA post-season action. Thirty-eight student-athletes from member institutions were named first-team All-America. Mountain West Conference student-athletes Scott Becker (Air Force) and Jared Lee (BYU) claimed two of the six Division I-A postgraduate scholarships presented by the National Football Foundation and

College Hall of Fame. A total of 594 student-athletes were All-Academic Mountain West Conference for maintaining a 3.0 or better grade point average.

#### THE 2001-02 SEASON

For the third consecutive season the Mountain West Conference sent three football teams to post-season bowl games. In winning the MWC title, BYU became the first team to go undefeated in conference play. The Cougars finished the season with a 12-2 mark and a Top 25 final ranking. BYU's Luke Staley became the conference's second consensus All-America and the first national award winner, claiming the Doak Walker Award as the country's top running back.

The Mountain West Conference was one of two conferences to send 75 percent of its men's basketball teams to post-season play. For the first time in conference history three teams (San Diego State, Wyoming, Utah) played in the NCAA Tournament. The conference was also represented in the NIT with UNLV, BYU and New Mexico.

The MWC sent half of its women's teams (Colorado State, BYU, UNLV and New Mexico) to the NCAA Tournament, with BYU advancing to the Sweet 16.

For the second consecutive year the MWC set attendance records for its Basketball Championships at the Thomas & Mack Center in Las Vegas. Mountain West Conference women's volleyball continued its national prominence as four teams

advanced to the NCAA Tournament and for the third straight year the MWC sent two teams (Colorado State, Utah) to the Sweet 16.

The BYU women's cross country team added another National Championship to the conference trophy case with its second title in three years.



Again this season the Mountain

West Conference was well represented at NCAA Championship competition, sending 37 teams and 75 individuals to compete for national titles. The MWC saw 62 (36 First Team All-Americans) of its student-athletes garner All-America distinction. Academically, 814 student-athletes were Academic All-Mountain West. The NCAA awarded postgraduate scholarships to Teren Jameson (Utah), John Hedengren (BYU) and Nina Puikkonen (BYU).



MWC Commissioner  
Craig Thompson

#### MWC Quick Facts

15455 Gleneagle Drive, Suite 200  
Colorado Springs, CO 80921  
Phone: (719) 488-4040  
Fax: (719) 487-7241  
Website: [www.TheMWC.com](http://www.TheMWC.com)



**AIR FORCE**... located 15 miles north of Colorado Springs at the base of the Rampart Range...the Academy sight covers 18,000 acres with an enrollment of 4,000...Falcon Stadium seats 52,480 for football...Clune Arena seats 6,002 for basketball.

**BRIGHAM YOUNG UNIVERSITY**...located in Provo, Utah, 40 miles south-east of Salt Lake City...enrollment is 32,122...Cougars Stadium seats 65,000 for football...Marriott Activities Center holds 22,700 for basketball.

**COLORADO STATE**...located in Ft. Collins, 60 miles north of Denver, the largest metropolitan area in the Rockies...enrollment is 23,934...Hughes Stadium seats 30,000...Moby Areen holds 9,001 for basketball.

**UNIVERSITY OF NEVADA-LAS VEGAS**...located in Las Vegas, on of the fastest growing cities in the United States...has an enrollment of 24,000...newly remodeled Sam Boyd Stadium seats 40,000 and is homes to the annual Las Vegas Bowl...the Thomas and Mack Center holds 18,500 for basketball.

**UNIVERSITY OF NEW MEXICO**...located in Albuquerque, the largest city in New Mexico...enrollment is 24,250...University Stadium seats 31,218 for football...University Arena "The Pit" has a capacity of 18,018.

**SAN DIEGO STATE**...located in southern-most California...enrollment is 34,171...Qualcomm Stadium has a capacity of 71,400 and hosts the Holiday Bowl...Cox Arena holds 12,414 for basketball.

**UNIVERSITY OF UTAH**...located in Salt Lake City, Utah's capital city...enrollment is 28,300...newly remodeled for the 2002 Winter Olympics, Rice-Eccles Stadium seats 45,634...the Jon M. Huntsman Center seats 15,000 for basketball.

**UNIVERSITY OF WYOMING**...located in Laramie, 130 miles north of Denver, CO...enrollment is 12,402...War Memorial Stadium holds 33,500 for football and is the highest Division I football stadium in the country at 7,220 feet...the Arena Auditorium seats 15,028 for basketball.

# mountain west conference notes

## RECORD POSTSEASON

For the first time in the three-year history of the Mountain West, six of the eight teams participated in postseason play. Three schools were selected to the 2002 NCAA Tournament, while three others competed in the NIT. MWC Tournament Champion San Diego State made its first trip to the Big Dance since 1985. Losing to Illinois in the first round. Wyoming, the regular season champion, upset Gonzaga in the first round before falling to Arizona in the second round. Utah lost to national runner-up Indiana in the first round. BYU, New Mexico and UNLV all received invitations to the NIT. BYU advanced to the second round after defeating Big West regular season champion UC Irvine before losing at eventual NIT champion Memphis. UNLV defeated Arizona State at home before losing at South Carolina. New Mexico lost in the first round at Minnesota. In its three-year history, the MWC has earned six NCAA Tournament bids and eight NIT invitations. The MWC tied the SEC for the highest percentage of teams in 2002 postseason play. The MWC was also one of five conferences to have more than 60 percent of its teams in the postseason, and one of three with over 70 percent.

CONFERENCE	NCAA	NIT	TOTAL
MOUNTAIN WEST	3/8	3	6/8 (.750)
SEC	6/12	3	9/12 (.750)
Pac-10	6/10	1	7/10 (.700)
Big East	6/14	3	9/14 (.643)
Big Ten	5/11	2	7/11 (.636)
ACC	4/9	1	5/9 (.555)
Atlantic 10	1/12	5	6/12 (.500)
Big 12	6/12	--	6/12 (.500)
Conference USA	3/14	4	7/14 (.500)

## RPI/SAGARIN RATINGS

The MWC finished seventh in both the RPI and Sagarin ratings in 2001-02. The SEC, ACC, Big 12, Pac-10, Big East and Big Ten were rated ahead of the MWC. Conference-USA, Atlantic 10 and WAC followed the MWC to round out the top 10. The SEC received the top rating in both systems.

## HOME SWEET HOME

Six of the eight Mountain West Conference institutions have a 70 percent or better all-time winning percentage on their home courts. In 2001-02, MWC teams boasted a three-year high 57-9 (.864) homecourt record in non-conference play, marking the third straight year the MWC has had a cumulative home winning percentage above 80 percent. BYU is a perfect 26-0 vs. non-league foes over the last three seasons while Wyoming is 18-1. Among all conferences last year, the MWC ranked second in homecourt records during league play. The Big Ten rated first in homecourt advantage with its teams recording a .716 winning percentage at home in league play. MWC teams had a .696 percentage, followed by the SEC (.688), Colonial (.679), Conference-USA (.661), Mid-American (.658), Big 12 (.656), Missouri Valley and Southwestern (.655) and Sun Belt (.650).

## ATTENDANCE

The MWC ranked fifth nationally with a three-year high of 9,231 fans per game. Below is a look at the nation's top 10 conferences in attendance\*:

RK.	CONFERENCE	GAMES	2000-01 ATT.	AVERAGE
1.	Big Ten	169	2,258,255	13,632
2.	Southeastern	192	2,094,195	10,907
3.	Atlantic Coast	148	1,582,300	10,691
4.	Big 12	194	1,948,759	10,045
5.	Mountain West	126	1,163,056	9,231
6.	Big East	229	1,987,417	8,679
7.	Conference USA	226	1,920,276	8,479
8.	Pac 10	151	1,212,828	8,032
9.	Missouri Valley	141	880,460	6,244
10.	Atlantic 10	162	930,640	5,307

\*Includes attendance from neutral court MWC Tournament games in Las Vegas




Mark Bigelow and the Cougars hope to improve upon last year's fourth-place finish in the Mountain West Conference.

## LOOKING AT 2002-03

The Mountain West Conference tips off its fourth season in 2002-03. MWC teams will play 10 games against the West Coast Conference, nine vs. the Pac-10, five against the Big 12, SEC and Missouri Valley Conference, four vs. Conference-USA and the Western Athletic Conference and two against the Big Ten. In the preseason media poll of the league's media members, Wyoming was picked to repeat as champions, with UNLV selected second and Utah third. BYU is predicted to finish fourth, followed by last year's tournament champion San Diego State, Colorado State, New Mexico and Air Force. With every team returning multiple starters from last year, the league is predicted to be extremely competitive from top to bottom.

## TELEVISION EXPOSURE

The Mountain West Conference television agreement with ESPN will provide 32 national and regional television broadcasts on ABC, ESPN, ESPN2 and ESPN+Plus during the 2002-03 season, including 14 appearances on ESPN, two on ESPN2, two on ABC and 12 on ESPN+Plus. An additional 20 games are scheduled to be aired on SportsWest as point-to-point broadcasts by local affiliates, while local institutional packages will add a minimum of another 19 games for the 2002-03 season.



**2003 EAS Mountain West Conference Championships**  
 March 12-15, 2003 • UNLV's Thomas & Mack Center



# 2001-2002 mwc in review

Jared Jensen was named the 2001-2002 Mountain West Conference Co-Freshman of the Year

## 2002 Mountain West Conference Tournament March 7-9 (Thursday-Saturday) Thomas & Mack Center, Las Vegas, Nevada

### Quarterfinals

#### March 7 (Thursday)

- Game 1- No. 1 Wyoming 69, No. 8 Air Force 67 (OT)  
Game 2- No. 5 San Diego State 62, No. 4 BYU 51  
Game 3- No. 2 Utah 69, No. 7 Colorado State 66  
Game 4- No. 3 UNLV 120, No. 6 New Mexico 117 (20T)

### Semifinals

#### March 8 (Friday)

- Game 5- No. 5 San Diego State 70, No. 1 Wyoming 69  
Game 6- No. 3 UNLV 76, No. 2 Utah 70

### Finals

#### March 9 (Saturday)

- No. 5 San Diego State 78, No. 3 UNLV 75

## 2001-02

### ALL-MOUNTAIN WEST CONFERENCE MEN'S BASKETBALL TEAM

(selected by head coaches)

#### FIRST TEAM

- Marcus Bailey, Wyoming, Jr., G/F  
Ruben Douglas, New Mexico, Jr., G  
Randy Holcomb, San Diego State, Sr., F  
Britton Johnsen, Utah, Jr., F  
Dalron Johnson, UNLV, Jr., F

#### SECOND TEAM

- Marcus Banks, UNLV, Jr., G  
Al Faux, San Diego State, Sr., G  
Brian Greene, Colorado State, Jr. F  
Travis Hansen, BYU, Jr. G/F  
Uche Nsonwu-Amadi, Wyoming, So., C

#### THIRD TEAM

- Eric Chatfield, New Mexico, Sr., G  
Josh Davis, Wyoming, Jr., F/C  
Nick Jacobson, Utah, So., G  
Jeff Johnsen, Utah, Sr., F  
Donta Richardson, Wyoming, Jr., G

#### PLAYER OF THE YEAR

- Britton Johnsen, Utah, Jr., F

#### DEFENSIVE PLAYER OF THE YEAR

- Marcus Banks, UNLV, Jr., G

#### CO-FRESHMAN OF THE YEAR

- Jared Jensen, BYU, Fr. F/C  
Jason Straight, Wyoming, Fr., G

#### COACH OF THE YEAR


- Steve McClain, Wyoming

#### 2001-02 EAS Mountain West Conference Men's Basketball All-Tournament Team

- Randy Holcomb, San Diego State, Sr., F  
Al Faux, San Diego State, Sr., G  
Dalron Johnson, UNLV, Jr., F  
Lou Kelly, UNLV, Sr., F  
Marcus Bailey, Wyoming, Jr., F

#### Tournament MVP

- Randy Holcomb, San Diego State, Sr., F



### 2001-2002 MOUNTAIN WEST CONFERENCE FINAL STANDINGS

Pl.	Team	Conf.	Pct.	H	A	Overall	Pct.	H	A	N	Streak	Last 10
1.	Wyoming	11-3	.786	6-1	5-2	22-9	.710	13-1	6-6	3-2	Lost 1	6-4
2.	Utah	10-4	.714	6-1	4-3	21-9	.700	14-2	6-5	1-2	Lost 2	5-5
3.	UNLV	9-5	.643	6-1	3-4	21-11	.656	17-3	4-7	0-1	Lost 1	7-3
4.	BYU	7-7	.500	7-0	0-7	18-12	.600	16-0	1-11	1-1	Lost 1	4-6
	San Diego State	7-7	.500	4-3	3-4	21-12	.636	12-3	6-8	3-1	Lost 1	8-2
6.	New Mexico	6-8	.429	5-2	1-6	16-14	.533	14-5	2-9	0-0	Lost 4	3-7
7.	Colorado State	3-11	.214	2-5	1-6	12-18	.400	7-7	2-9	3-2	Lost 1	3-7
	Air Force	3-11	.214	3-4	0-7	9-19	.321	5-6	2-12	2-1	Lost 7	2-8



# mwc composite schedule

## FRIDAY, NOVEMBER 1

EA Sports All Stars at New Mexico (Exh.) 7 p.m.  
EA Sports at Utah (Exh.) 7 p.m.

## SUNDAY, NOVEMBER 3

Athletes in Action at Air Force (Exhibition) 2 p.m.

## MONDAY, NOVEMBER 4

Athletes in Action at Colorado State (Exh.) 7 p.m.

## TUESDAY, NOVEMBER 5

EA Sports at BYU (Exh.) 7 p.m.

## WEDNESDAY, NOVEMBER 6

Branch West at San Diego State (Exh.) 7 p.m.  
Global Sports at UNLV (Exh.) 7:30 p.m.

## SUNDAY, NOVEMBER 10

Seattle Stars at Wyoming (Exh.) 4 p.m.

## MONDAY, NOVEMBER 11

Seattle Stars at Colorado State (Exh.) 7 p.m.

## Wednesday, November 13

Worldwide at BYU (Exh.) 7 p.m.  
EA Sports at Utah (Exh.) 7 p.m.

## THURSDAY, NOVEMBER 14


LA Stars at San Diego State (Exh.) 7 p.m.

## FRIDAY, NOVEMBER 15

EA Sports All Stars at New Mexico (Exh.) 7 p.m.

## SATURDAY, NOVEMBER 16

BCA Invitational in Fort Collins, Colo. TBA  
Indiana-Purdue-Fort Wayne at Colorado State TBA  
EA Sports at Wyoming (Exh.) 4 p.m.



KEVIN WOODBERRY

## MONDAY, NOVEMBER 18

BCA Invitational in Fort Collins, Colo.  
Florida Atlantic at Colorado State TBA

## TUESDAY, NOVEMBER 19

BCA Invitational in Fort Collins, Colo.  
Cleveland State at Colorado State TBA  
EA Sports All Stars at UNLV (Exh.) 7:30 p.m.

## FRIDAY, NOVEMBER 22

Paradise Jam in St. Thomas, Virgin Islands  
BYU vs. Toledo 8:30 p.m.  
Southern Utah at Utah 7 p.m.

## SATURDAY, NOVEMBER 23

BYU vs. Kansas State @ Paradise Jam 6:15 p.m.  
California at New Mexico 7 p.m.  
Eastern Washington at San Diego State 7 p.m.  
Air Force at Louisville 7:30 p.m.  
Denver at Wyoming 4 p.m.

## SUNDAY, NOVEMBER 24

Portland State at UNLV 7:30 p.m.

## MONDAY, NOVEMBER 25

Maui Invitational in Lahaina, Hawaii  
Utah vs. Gonzaga 6:30 p.m.  
BYU vs. TBA (Paradise Jam @ Virgin Islands) TBA  
Northwestern State at New Mexico 7 p.m.

## TUESDAY, NOVEMBER 26

Maui Invitational in Lahaina, Hawaii  
Utah vs. Indiana/Massachusetts 11 a.m./4:30 p.m.  
Stetson at Air Force 7 p.m.

## WEDNESDAY, NOVEMBER 27

Utah vs. TBA @ Maui Invitational TBA  
Great Alaska Shootout in Anchorage, Alaska  
Wyoming vs. College of Charleston 9:45 p.m.  
San Diego State at Portland 7 p.m.  
Alabama-Birmingham at UNLV 7:30 p.m.

## FRIDAY, NOVEMBER 29

Great Alaska Shootout in Anchorage, Alaska  
Wyoming vs. Oklahoma St./AK-Anchorage 12/5:30 p.m.  
Air Force at Arkansas State 7 p.m.

## SATURDAY, NOVEMBER 30

Wyoming vs. TBA @ Great Alaska Shootout TBA  
Rice at BYU 7 p.m.  
New Mexico at New Mexico State 7 p.m.  
San Diego State at Cal Poly 7 p.m.  
Washington at UNLV 7:30 p.m.

## SUNDAY, DECEMBER 1

Air Force at Tennessee Tech 2 p.m.

## MONDAY, DECEMBER 2

Northeastern at New Mexico 7 p.m.  
UC San Diego at San Diego State 7 p.m.

## TUESDAY, DECEMBER 3

Winthrop at Utah 7 p.m.

## WEDNESDAY, DECEMBER 4

BYU at Arizona State 7 p.m.  
UNLV at Nevada 7 p.m.

## THURSDAY, DECEMBER 5

Texas Pan-American at Air Force 7 p.m.

Wyoming at Washington 7 p.m.

## FRIDAY, DECEMBER 6

Indiana-Purdue-Fort Wayne at New Mexico 7 p.m.

## SATURDAY, DECEMBER 7

UNLV at Wisconsin 11:15 a.m.  
Arizona State at Utah 7 p.m.  
BYU at Creighton 2:05 p.m.  
Arizona at San Diego State 6 p.m.

## SUNDAY, DECEMBER 8

Air Force at Georgia Southern 1 p.m.

## MONDAY, DECEMBER 9

Boise State at Wyoming 7 p.m.

## TUESDAY, DECEMBER 10

San Diego State at Long Beach State 7:30 p.m.

## WEDNESDAY, DECEMBER 11

Belmont at Air Force 7 p.m.  
Univ. of San Diego at BYU 7 p.m.

## THURSDAY, DECEMBER 12

Indiana-Purdue-Fort Wayne at Wyoming 7 p.m.

## SATURDAY, DECEMBER 14

Wyoming Shootout in Casper, Wyo.  
Texas Tech at Wyoming 8 p.m.  
Northern Iowa at Utah 1 p.m.  
Utah State at BYU 7 p.m.  
Hawaii at San Diego State 7 p.m.  
UNLV at Bradley 7 p.m.

## SUNDAY, DECEMBER 15

New Mexico State at New Mexico 7:30 p.m.

## TUESDAY, DECEMBER 17

Tennessee Martin at UNLV 7:30 p.m.  
Utah at Utah State 7 p.m.

## WEDNESDAY, DECEMBER 18

New Mexico at Texas Tech 6 p.m.

## THURSDAY, DECEMBER 19

South Carolina at Wyoming 7 p.m.

## FRIDAY, DECEMBER 20

Utah at Pepperdine 7 p.m.

## SATURDAY, DECEMBER 21

Las Vegas Showdown-Stanford at UNLV 9 p.m.  
UC Santa Barbara at BYU 5 p.m.  
Southern Utah at New Mexico 7 p.m.  
San Diego State at Houston TBA  
Prairie View A&M at Wyoming 4 p.m.

## SATURDAY, DECEMBER 22


Air Force at Oakland 1 p.m.

## MONDAY, DECEMBER 23

Sierra Providence Sun Classic in El Paso, Texas  
Air Force at Alabama-Birmingham 9 p.m.  
Utah at Univ. of San Diego 7 p.m.  
BYU at San Francisco 7 p.m.

## SATURDAY, DECEMBER 28

Sierra Providence Sun Classic in El Paso, Texas  
Air Force vs. UTEP/Columbia 5:30/7:30 p.m.



**RAFAEL ARAUJO**

Jim Thorpe Classic in Las Vegas, Nev.	
West Virginia at UNLV	8 p.m.
Lobo Invitational in Albuquerque, N.M.	
Portland State at New Mexico	8:15 p.m.
Southern Utah at BYU	7 p.m.
Florida Atlantic at San Diego State	7 p.m.
Detroit at Wyoming	4 p.m.

**SUNDAY, DECEMBER 29**

Lobo Invitational in Albuquerque, N.M.	
Pepperdine/Ark-Little Rock at New Mexico	8:15 p.m.
SMU at UNLV (Jim Thorpe Classic)	8 p.m.

**MONDAY, DECEMBER 30**

Indiana-Purdue-Fort Wayne at San Diego St.	7 p.m.
Alabama at Utah	7 p.m.
Wyoming at Indiana State	6:05 p.m.

**WEDNESDAY, JANUARY 1**

Georgia Southern at Air Force	2 p.m.
-------------------------------	--------

**WEDNESDAY, JANUARY 2**

Pepperdine at BYU	7 p.m.
Indiana-Purdue-Fort Wayne at UNLV	7:30 p.m.

**THURSDAY, JANUARY 3**

Weber State at Utah	7 p.m.
Loyola Marymount at San Diego State	7:30 p.m.

**SATURDAY, JANUARY 4**

Touchstone Energy Classic in Oklahoma City	
BYU vs. Oklahoma State	5:30 p.m.
Navy at Air Force	4 p.m.
New Mexico at Tennessee	7:30 p.m.
Santa Clara at UNLV	7:30 p.m.
Wyoming at Montana State	7 p.m.

**MONDAY, JANUARY 6**

Savannah State at Air Force	7 p.m.
St. Mary's at Utah	7 p.m.
Texas Tech at San Diego State	9 p.m.

**SATURDAY, JANUARY 7**

Northern Arizona at New Mexico	7 p.m.
--------------------------------	--------

**WEDNESDAY, JANUARY 8**

BYU at Weber State	7 p.m.
Univ. of San Diego at San Diego State	7 p.m.
Savannah State at Wyoming	7 p.m.

**SATURDAY, JANUARY 11**

UNLV at DePaul	1 p.m.
Indiana-Purdue-Fort Wayne at Utah	1 p.m.
*San Diego State at Air Force	4 p.m.
Idaho State at BYU	7 p.m.

**MONDAY, JANUARY 13**

*New Mexico at Colorado State	10 p.m.
-------------------------------	---------

**TUESDAY, JANUARY 14**

Ripon at Utah	7 p.m.
---------------	--------

**WEDNESDAY, JANUARY 15**

Wyoming at Kansas	8 p.m.
-------------------	--------

**THURSDAY, JANUARY 16**

*UNLV at BYU	7 p.m.
--------------	--------

**SATURDAY, JANUARY 18**

*Utah at San Diego State	12 p.m.
*New Mexico at Wyoming	4 p.m.
*Air Force at Colorado State	TBA

**MONDAY, JANUARY 20**

*BYU at San Diego State	7 p.m.
*Utah at UNLV	9 p.m.
*Air Force at Wyoming	7 p.m.

**WEDNESDAY, JANUARY 22**

Western New Mexico at New Mexico	7 p.m.
----------------------------------	--------

**SATURDAY, JANUARY 25**

*Utah at BYU	1 p.m.
*UNLV at Air Force	2 p.m.
*San Diego State at New Mexico	7 p.m.
*Wyoming at Colorado State	TBA

**MONDAY, JANUARY 27**

*UNLV at New Mexico	10 p.m.
---------------------	---------

**SATURDAY, FEBRUARY 1**

*New Mexico at BYU	1 p.m.
*Air Force at Utah	7 p.m.
*Colorado State at San Diego State	7 p.m.
*Wyoming at UNLV	7:30 p.m.

**MONDAY, FEBRUARY 3**

*New Mexico at Utah	7 p.m.
*Colorado State at UNLV	7:30 p.m.
*Air Force at BYU	8:30 p.m.
*Wyoming at San Diego State	9 p.m.

**SATURDAY, FEBRUARY 8**

*BYU at Wyoming	1 p.m.
*Air Force at New Mexico	7 p.m.
*Utah at Colorado State	7 p.m.

**SUNDAY, FEBRUARY 9**

Southern California at UNLV	12:30 p.m.
-----------------------------	------------

**MONDAY, FEBRUARY 10**

*BYU at Colorado State	7 p.m.
*UTAH at Wyoming	10 p.m.

**TUESDAY, FEBRUARY 11**

*UNLV at San Diego State	7 p.m.
--------------------------	--------

**FRIDAY, FEBRUARY 14**

*BYU at UNLV	7:30 p.m.
--------------	-----------

**SATURDAY, FEBRUARY 15**

*Colorado State at Air Force	1 p.m.
*Wyoming at New Mexico	7 p.m.
*San Diego State at Utah	7 p.m.

**MONDAY, FEBRUARY 17**

*Colorado State at New Mexico	7 p.m.
*UNLV at Utah	7 p.m.
*San Diego State at BYU	8:30 p.m.
*Wyoming at Air Force	10 p.m.

**SATURDAY, FEBRUARY 22**

*New Mexico at UNLV	12 p.m.
*Air Force at San Diego State	7 p.m.
*Colorado State at Wyoming	4 p.m.

**MONDAY, FEBRUARY 24**

*New Mexico at San Diego State	7 p.m.
*Air Force at UNLV	7:30 p.m.
*BYU at Utah	10 p.m.

**SATURDAY, MARCH 1**

*Utah at New Mexico	1 p.m.
*BYU at Air Force	4 p.m.
*San Diego State at Wyoming	4 p.m.
*UNLV at Colorado State	7 p.m.

**MONDAY, MARCH 3**

*Utah at Air Force	7 p.m.
*BYU at New Mexico	7 p.m.
*UNLV at Wyoming	10 p.m.
*San Diego State at Colorado State	TBA

**THURSDAY, MARCH 6**


*Wyoming at BYU	7 p.m.
*Colorado State at Utah	7 p.m.

**SATURDAY, MARCH 8**

*Wyoming at Utah	1 p.m.
*San Diego State at UNLV	3 p.m.
*New Mexico at Air Force	4 p.m.
*Colorado State at BYU	7 p.m.

**THURSDAY-SATURDAY, MARCH 13-15**

EAS Mountain West Conference Basketball Championship  
Thomas & Mack Center,  
Las Vegas, Nev.



**RICKY BOWER**

# mountain west arenas



## **AIR FORCE ACADEMY**

Clune Arena  
Capacity: 6,002



## **University of New Mexico**

The Pit/Bob King Court  
Capacity: 18,018



## **Brigham Young University**

Marriott Center  
Capacity: 22,700



## **San Diego State University**

Cox Arena  
Capacity: 12,414



## **Colorado State University**

Moby Arena  
Capacity: 8,745



## **University of Utah**

Jon M. Huntsman Center  
Capacity: 15,000



## **UNLV**


Thomas & Mack Center  
Capacity: 18,500



## **University of Wyoming**

Arena-Auditorium  
Capacity: 15,028

2002-03 BYU OPPONENTS



# the schedule/opponents

## BYU'S 2002-2003 SCHEDULE

A potential 17 games against teams who qualified for postseason play last year and spots in the University of The Virgin Islands Paradise Jam (U.S. Virgin Islands) and Touchstone Energy All-College Classic (Oklahoma City) highlight BYU's 2002-03 men's basketball schedule.

"This year's preseason and conference schedule will be the toughest and most challenging we've encountered since my arrival at BYU," BYU coach Steve Cleveland said. "All of our games in the preseason will be against veteran teams, many with postseason experience, and eight of those games will be on the road. This is definitely the strongest and most competitive the Mountain West has been since its formation."

BYU's nonconference schedule includes teams from 12 different conferences, including the Pac-10, Big Ten, Big 12 and Big East. Overall, 12 teams earned postseason bids last season, seven advancing to the NCAA tournament and five playing in the NIT. Six teams earned a conference regular season or league tournament title and 12 placed in the top three in their league standings.

BYU starts its regular season at the Paradise Jam in St. Thomas, U.S. Virgin Islands. BYU opens on Nov. 22 vs. Toledo before facing Kansas State on Nov. 23. The Cougars then face Michigan, Virginia Tech or St. Bonaventure on Nov. 25. BYU opens its home schedule Nov. 30 against former Western Athletic Conference opponent Rice before returning to the road for games at Arizona State of the Pac-10 on Dec. 4 and at Creighton of the Missouri Valley Conference on Dec. 7. The Sun Devils earned an NIT berth last year, while

the MVC champion Bluejays advanced to the second round of the NCAA tournament.

With the exception of a single-game road trip to play San Francisco on Dec. 23, the Cougars stay at home the remainder of December to host the University of San Diego (Dec. 11), Utah State (Dec. 14), UC Santa Barbara (Dec. 21) and Southern Utah (Dec. 28). In-state rival Utah State and UCSB are both coming off postseason appearances as the Aggies won the Big West Conference regular season and an NIT bid, while the Gauchos claimed the Big West tournament title on their way to the 2002 NCAA tournament.

The Cougars begin 2003 with two tough contests, hosting the West Coast co-champion Pepperdine Waves on Jan. 2 before meeting Oklahoma State (ESPN2) in the first game of ESPN's Touchstone Energy All-College Classic. Michigan State vs. Oklahoma is the second game. Pepperdine finished 22-9 in coach Paul Westphal's first year at the helm last season, including an overtime win over BYU, while Oklahoma State, 22-9, went to the NCAAs after finishing third in the Big 12.

BYU's final games prior to MWC play are against in-state foe Weber State in Ogden on Jan. 8 and versus Idaho State at the Marriott Center on Jan. 11. Both teams are members of the Big Sky.

BYU opens MWC action at home vs. UNLV on Jan. 16 before a single-game trip to San Diego to face the Aztecs on Jan. 20. After featured ESPN+Plus games against Utah (Jan. 25) and New Mexico (Feb. 1) in the Marriott Center, BYU hosts Air Force in an 8:30 p.m. Monday tip prior to beginning a month-long, seven-game stretch that sandwiches one home game between six road

contests. The Cougars play at Wyoming (Feb. 8 on ESPN+Plus), at Colorado State (Feb. 10), at UNLV (Feb. 14), vs. San Diego State (Feb. 17), at Utah (Feb. 24 on ESPN Big Monday), at Air Force (March 1) and at New Mexico (March 3).

After ending the MWC regular season on the road the past two years, BYU will finish league play at home in 2002-03, hosting Wyoming (March 6) and Colorado State (March 8) in the Marriott Center. The 2003 MWC Tournament takes place March 12-15 at the Thomas and Mack Center in Las Vegas.

In all, the schedule includes a total of 29 regular season games and two exhibitions. The Cougars will play 14 regular season games in the Marriott Center, where BYU owns the nation's longest active home-court victory streak at 36 games. Excluding the MWC Tournament, BYU plays 15 road games, including 11 away contests and four neutral site games.


The Pac-10, Big Ten, Big 12, Big East, Atlantic 10, Big Sky, Big West, Mid-American, Mid-Continent, Missouri Valley, West Coast and Western Athletic are represented on the non-league schedule. Nine teams -- Arizona State, Creighton, San Diego, UC Santa Barbara, San Francisco, Utah State, Southern Utah, Weber State and Pepperdine -- were also on last year's nonconference schedule. BYU earned a 6-3 record in those games, losing at UCSB and dropping overtime games at both Utah State and Pepperdine.

## BYU ON TELEVISION

The Cougars will be featured five times in 2002-03 as part of the Mountain West Conference television package with ESPN, including an ESPN2 game vs. Oklahoma State in the Touchstone Energy All-College Classic in Oklahoma City on Jan. 4 and an ESPN "Big Monday" contest at Utah on Feb. 24. BYU appears three times on ESPN+Plus, hosting Utah Jan. 25 and New Mexico Feb. 1 before facing reigning MWC champion Wyoming in Laramie on Feb. 8. BYU will also be featured in nine SportsWest Production telecasts and on Fox Sports Net Arizona.

The Mountain West Conference television agreement with ESPN will provide 32 national and regional television broadcasts on ABC, ESPN, ESPN2 and ESPN+Plus during the 2002-03 season, including 14 appearances on ESPN, two on ESPN2, two on ABC and 12 on ESPN+Plus as the featured "Mountain West Conference Game of the Week". ESPN+Plus games in Utah are aired on KJZZ-TV, channel 14. An additional 20 MWC games are scheduled to be aired on SportsWest as point-to-point broadcasts by local affiliates, while local institutional packages will add a minimum of another 19 games for the 2002-03 season.

For the fourth consecutive season every game of the EAS Mountain West Conference Men's Basketball Championship will be televised by ESPN or ESPN+Plus.



*AIR TIME: BYU will once again be under the national spotlight in 2002-2003 with appearances on ESPN and ESPN2 and three on ESPN+Plus.*

## TOLEDO

November 22; St. Thomas, Virgin Islands - 8:30 p.m. AST  
 Univ. of The Virgin Islands Paradise Jam - Sports and Fitness Center

### GENERAL INFO

Location: Toledo, Ohio  
 Founded: 1872  
 Enrollment: 20,014  
 Nickname: Rockets  
 Colors: Midnight Blue and Gold  
 Home Arena: John F. Savage Hall  
 Conference: Mid-American (West division)  
 Athletic Director: Mike O'Brien

### BASKETBALL INFO

Head Coach: Stan Joplin  
 Alma Mater: Toledo '79  
 Best time to call: Contact SID  
 Office Phone: 419-530-4187  
 Overall Record (Years): 103-73 (6)  
 Record at School (Years): 103-73 (6)  
 Assistant Coaches: Bob Simon, Mike Jackson, Nate Tuori



HEAD COACH  
**Stan Joplin**

### 2001-2002

Overall Record: 16-14  
 Conference Record/Finish: 11-7/2nd  
 Final Ranking/Post Season Finish: N/A

### 2002-2003

Letterman Returning/Lost: 8-2  
 Starters Returning/Lost: 4/1

### RETURNING STARTERS

Nick Moore, 6-1, 188, Sr., G (14.3 ppg, 3.0 rpg)  
 Keith Triplett, 6-3, 180, Jr., G (9.3 ppg, 6.0 rpg)  
 A.J. Shellabarger, 6-9, 255, Jr., C (\*4.5 ppg, 3.7 rpg)  
 Ricardo Thomas, 6-7, 215, Jr., F (7.7 ppg, 4.7 rpg)

### SERIES HISTORY

Series Record: BYU Leads 2-1  
 Last Meeting: December 27, 1955  
 Result: BYU won 89-70 at Motor City Tourney

### MEDIA RELATIONS

Basketball Contact: Steve Easton  
 Office: 419-530-4921  
 Home: 419-476-0238  
 Email: seaston@pop3.utoledo.edu  
 Fax: 419-530-4930  
 Press Row: 419-530-2027  
 Web Site: www.utrockets.com

### 2002-2003 SCHEDULE

11/22	Brigham Young	1/22	at Central Michigan
11/24	Kansas State	1/25	Kent State
11/25	TBA	1/28	Western Michigan
11/30	at Youngstown State	2/5	at Akron
12/3	Siena	2/8	at Eastern Michigan
12/7	Ohio	2/11	at Bowling Green
12/11	at Wright State	2/15	Central Michigan
12/14	Detroit	2/18	at Western Michigan
12/21	Arkansas State	2/22	Eastern Michigan
12/28	at St. Bonaventure	2/25	at Buffalo
12/30	at Michigan State	3/1	at Northern Illinois
1/8	Northern Illinois	3/5	Ball State
1/11	at Marshall	3/8	at Bowling Green
1/14	Miami	3/10-15	MAC Tournament
1/18	at Ball State		

## KANSAS STATE

November 23; St. Thomas, Virgin Islands - 6:15 p.m. AST  
 Univ. of The Virgin Islands Paradise Jam - Sports and Fitness Center

### GENERAL INFO

Location: Manhattan, Kansas  
 Founded: 1863  
 Enrollment: 22,762  
 Nickname: Wildcats  
 Colors: Purple and White  
 Home Arena: Bramlage Coliseum  
 Conference: Big 12  
 Athletic Director: Tim Weiser

### BASKETBALL INFO

Head Coach: Jim Wooldridge  
 Alma Mater: Louisiana Tech '77  
 Best time to call: Contact SID  
 Office Phone: 785-53-6531  
 Overall Record (Years): 253-181 (15)  
 Record at School (Years): 24-34 (2)  
 Assistant Coaches: Mike Miller, Charles Baker, Jimmy Elgas



HEAD COACH  
**Jim Wooldridge**

### 2001-2002

Overall Record: 13-16  
 Conference Record/Finish: 6-10/T-7th  
 Final Ranking/Post Season Finish: N/A

### 2002-2003

Letterman Returning/Lost: 7/5  
 Starters Returning/Lost: 3/2

### RETURNING STARTERS

Gilson DeJesus, 6-6, 210 Sr., F/G (6.2 ppg, 3.4 rpg)  
 Pervis Pasco, 6-9, 225, Sr. F (12.1 ppg, 8.4 rpg)  
 Matt Siebrandt, 6-8, 235 Sr. F (7.9 ppg, 3.8 rpg)

### SERIES HISTORY

Series Record: Kansas State leads, 3-2  
 Last Meeting: Dec. 15, 1973  
 Result: BYU lost 95-85

### MEDIA RELATIONS

Basketball Contact: Garry Bowman  
 Office: 785-532-7708  
 Cell: 785-341-1425  
 Email: gbowman@ksu.edu  
 Fax: 785-532-6039  
 Press Row: 785-539-3423  
 Web Site: www.k-statesports.com

### 2002-2003 SCHEDULE

11/23	BYU at Paradise Jam	1/18	at Kansas
11/24	Toledo at Paradise Jam	1/22	Nebraska
11/25	TBA at Paradise Jam	1/25	at Texas A&M
11/30	Northwestern	2/1	Oklahoma
12/04	Arkansas-Pine Bluff	2/5	at Oklahoma State
12/07	at Wisc Green Bay	2/8	Kansas
12/11	Tx Pan American	2/11	Colorado
12/14	at Wichita St	2/15	at Missouri
12/20	Lipscomb	2/19	Baylor
12/22	Oregon State	2/22	at Iowa State
12/29	Monmouth N.J.	2/25	at Nebraska
1/2	Saint Louis	3/1	Missouri
1/6	Central Florida	3/4	at Texas
1/11	Texas Tech	3/8	Iowa State
1/15	at Colorado	3/13-16	at Big 12 Tournament

## MICHIGAN

TBA, November 25; St. Thomas, Virgin Islands  
Univ. of The Virgin Islands Paradise Jam - Sports and Fitness Center

### GENERAL INFO

Location: Ann Arbor, Mich  
Founded: 1817  
Enrollment: 38,248  
Nickname: Wolverines  
Colors: Maize and Blue  
Home Arena: Crisler Arena  
Conference: Big Ten  
Athletic Director: William C. Martin

### BASKETBALL INFO

Head Coach: Tommy Amaker  
Alma Mater: Duke '87  
Best time to call: Contact SID  
Office Phone: 734-763-5504  
Overall Record (Years): 79-73 (5)  
Record at School (Years) 11-18 (1)  
Assistant Coaches: Charles E. Ramsey, Chuck Swenson, Billy Schmidt



HEAD COACH  
**Tommy Amaker**

### 2001-2002

Overall Record: 11-18  
Conference Record/Finish: 5-11/10th  
Final Ranking/Post Season Finish: N/A

### 2002-2003

Letterman Returning/Lost: 8/5  
Starters Returning/Lost: 2/3

### RETURNING STARTERS

LaVell Blanchard, 6-7, 208, Sr. W. (14.8 ppg, 6.3 rpg)  
Bernard Robinson Jr., 6-6, 208, Jr. W. (12.1 ppg, 4.6 rpg)

### SERIES HISTORY

Series Record: Tied 2-2  
Last Meeting: December 28, 1991  
Result: Michigan won 86-83

### MEDIA RELATIONS

Basketball Contact: Tom Wywrot  
Office: 734-763-4423  
Email: twywrot@umich.edu  
Fax: 734-647-1188  
Press Row: 734-998-7188  
Web Site: MgoBlue.com

## ST. BONAVENTURE

TBA, November 25; St. Thomas, Virgin Islands  
Univ. of The Virgin Islands Paradise Jam - Sports and Fitness Center

### GENERAL INFO

Location: St. Bonaventure, N.Y.  
Founded: 1858  
Enrollment: 2,200  
Nickname: Bonnies  
Colors: Brown and White  
Home Arena: Reilly Center  
Conference: Atlantic 10  
Athletic Director: Gothard Lane

### BASKETBALL INFO

Head Coach: Jan van Breda Kolff  
Alma Mater: Vanderbilt '74  
Best time to call: Contact SID  
Office Phone: 716-375-2207  
Overall Record (Years): 191-141 (11)  
Record at School (Years) 17-13 (1)  
Assistant Coaches: Mark Wade, Billy McCaffery, Kort Wickenheiser



HEAD COACH  
**Jan van Breda Kolff**

### 2001-2002

Overall Record: 17-13  
Conference Record/Finish: 8-8/3rd in east  
Final Ranking/Post Season Finish N/A

### 2002-2003

Letterman Returning/Lost: 8/4  
Starters Returning/Lost: 3/2

### RETURNING STARTERS

Marques Green, 5-7, 160 Jr. G (15.4 ppg, 3.5 rpg)  
Patricio Prato, 6-5, 205, Jr. G/F (11.8 ppg, 5.0 rpg)  
Robert Cheeks, 6-6, 205, Sr. F (4.6 ppg, 0.3 rpg)

### SERIES HISTORY

Series Record: BYU leads 2-0  
Last Meeting: Dec. 27, 1967  
Result: BYU Won 96-84

### MEDIA RELATIONS

Basketball Contact: Steve Mest  
Office: 716-375-2319  
Home: 716-372-3494  
Email: smest@sbu.edu  
Fax: 716-375-2383  
Press Row: 716-375-2661  
Web Site: gobonnies.ocsn.com

### 2002-2003 SCHEDULE

11/23-25	at Paradise Jam	1/22	Minnesota
11/30	Western Michigan	1/26	Michigan State
12/3	Central Michigan	1/29	at Illinois
12/7	at Duke	2/1	at Minnesota
12/11	Bowling Green	2/8	Iowa
12/14	Charleston Southern	2/12	at Indiana
12/21	Vanderbilt	2/15	Ohio State
12/23	Eastern Michigan	2/19	at Purdue
12/28	at UCLA	2/26	at Wisconsin
1/2	San Francisco	3/1	Illinois
1/4	IUPUI	3/5	at Penn State
1/8	Wisconsin	3/8	Purdue
1/11	Penn State	3/13-16	at Big Ten Conference Tournament
1/15	at Ohio State		
1/18	at Northwestern		

### 2002-2003 SCHEDULE

11-22	Virginia Tech	1/16	at Fordham
11/23	Michigan	1/18	La Salle
11/25	TBA	1/25	at Duquesne
11/30	at Saint Louis	1/28	Cleveland State
12/4	at Boston College	2/1	Temple
12/7	at Alabama	2/5	at Rhode Island
12/10	at Davidson	2/8	at Richmond
12/19	at Canisius	2/15	Massachusetts
12/21	Kent State	2/19	Fordham
12/28	Toledo	2/22	at St. Joseph's
12/31	at Ohio	2/26	George Washington
1/2	at Connecticut	3/1	at Temple
1/5	Rhode Island	3/5	at Massachusetts
1/8	St. Joseph's	3/8	Dayton
1/11	at Xavier		



## VIRGINIA TECH

TBA, November 25; St. Thomas, Virgin Islands  
Univ. of The Virgin Islands Paradise Jam - Sports and Fitness Center

### GENERAL INFO

Location: Blacksburg, Virginia  
Founded: 1872  
Enrollment: 26,000  
Nickname: Hokies  
Colors: Chicago Maroon and Burnt Orange  
Home Arena: Cassell Coliseum  
Conference: BIG EAST  
Athletic Director: Jim Weaver

### BASKETBALL INFO

Head Coach: Ricky Stokes  
Alma Mater: Virginia '84  
Best time to call: Contact SID  
Office Phone: 540-231-6725  
Overall Record (Years): 34-52 (3)  
Record at School (Years): 34-52 (3)  
Associate Head Coach: Mark Cline  
Assistant Coaches: Steve Lytton, Michael Hopkins

### 2001-2002

Overall Record: 10-18  
Conference Record/Finish: 4-12/7th East  
Final Ranking/Post Season Finish: N/A

### 2002-2003

Letterman Returning/Lost: 6/5  
Starters Returning/Lost: 4/1

### RETURNING STARTERS

Brian Chase, 5-10, 170, Sr., G ( 11.3 ppg, 2.1 rpg)  
Carlos Dixon, 6-7, 190, Jr., G/F (12.2 ppg, 2.8 rpg)  
Bryant Matthews, 6-7, 210, Jr. G/F (9.9 ppg, 2.8 rpg)  
Terry Taylor, 6-8, 285, Sr., C (10.0 ppg, 8.2 rpg)

### SERIES HISTORY

Series Record: BYU leads 1-0  
Last Meeting: December 29, 1967  
Result: 97-64

### MEDIA RELATIONS

Basketball Contact: Bill Dyer  
Office: 540-231-8852  
Home: 540-552-8461  
Email: wdye@vt.edu  
Fax: 540-231-6984  
Press Row: 540-231-4905  
Web Site: hokiesports.com



HEAD COACH  
**Ricky Stokes**

## RICE

November 30; Provo, Utah, 7 p.m. MST

### GENERAL INFO

Location: Houston, Texas  
Founded: 1891  
Enrollment: 4,320  
Nickname: Owls  
Colors: Blue and Gray  
Home Arena: Autry Court  
Conference: WAC  
Athletic Director: Bobby May

### BASKETBALL INFO

Head Coach: Willis Wilson  
Alma Mater: Rice '82  
Best time to call: M-F, 9 a.m.-12 noon  
Office Phone: 713-348-4075  
Overall Record(Years): 127-155 (10)  
Record at School (Years): 127-155 (10)  
Assistant Coaches: Marty Gross, Todd Smith, Marty Gillespie

### 2001-2002

Overall Record: 10-19  
Conference Record/Finish: 5-13/7th  
Final Ranking/Post Season Finish: N/A

### 2002-2003

Letterman Returning/Lost: 10/4  
Starters Returning/Lost: 4/1

### RETURNING STARTERS

Omar-Seli Mance, 6-2, 190, Sr., G (12.1 ppg, 3.2 rpg)  
Rashid Smith, 6-3, 175, Jr., G (3.6 ppg, 2.4 rpg)  
Michael Harris, 6-6, 225, So., F (12.8 ppg, 8.6 rpg)  
Yamar Diene, 6-9, 230 Jr., F/C (3.6 ppg, 3.0 rpg)

### SERIES HISTORY

Series Record: BYU leads 3-2  
Last Meeting: December 9, 2000  
Result: BYU won 59-49

### MEDIA RELATIONS

Basketball Contact: John Sullivan  
Office: 713-348-5636  
Home: 713-521-9464  
Email: jsully@rice.edu  
Fax: 713-348-6019  
Press Row: 713-348-5638  
Web Site: www.RiceOwls.com



HEAD COACH  
**Willis Wilson**

### 2002-2003 SCHEDULE

11/22	St. Bonaventure	1/21	Virginia
11/24	Michigan	1/25	St. John's
11/25	TBA	1/29	Boston College
11/29	American	2/1	at Providence
12/2	Wofford	2/5	Connecticut
12/5	VMI	2/8	at St. John's
12/7	at William & Mary	2/11	at Miami.
12/9	at East Carolina	2/15	Georgetown
12/14	Morgan State	2/19	at Boston College
12/21	at Western Michigan	2/22	at Notre Dame
12/30	Towson	2/26	Pittsburgh
1/4	Florida State	3/1	Villanova
1/8	at Villanova	3/5	Miami
1/14	at Connecticut	3/8	at West Virginia
1/18,	Providence	3/12-15	at Big East Tournament

### 2002-2003 SCHEDULE

11/22	Tulane	1/23	SMU
11/24	at Stanford	1/25	Louisiana Tech
11/27	Houston	1/30	at Hawaii
11/30	at BYU	2/1	at San Jose State
12/7	Lamar	2/8	at Tulsa
12/18	Saint Edward's	2/13	UTEP
12/21	Colorado	2/15	Boise State
12/23	at Navy	2/20	at Louisiana Tech
12/30	Louisiana College	2/22	at SMU
1/2	Nevada	2/ 27	San Jose State
1/4	at Fresno State	3/1	Hawaii
1/8	at Texas - Pan American	3/5	at Nevada
1/11	Tulsa	3/8	Fresno State
1/16	at Boise State	3/11-16	WAC Championship
1/18	at UTEP		

## ARIZONA STATE

December 4; Tempe, Arizona-7 p.m. MST (FOX SPORTS AZ)

### GENERAL INFO

Location: Tempe, Ariz.  
 Founded: 1885  
 Enrollment: 45,693  
 Nickname: Sun Devils  
 Colors: Maroon and Gold  
 Home Arena: Wells Fargo Arena (14,088)  
 Conference: Pacific-10  
 Athletic Director: Gene Smith

### BASKETBALL INFO

Head Coach: Rob Evans  
 Alma Mater: New Mexico State (1968)  
 Best time to call: Weekday mornings  
 Office Phone: (480) 965-3261  
 Overall Record (Years): 146-141(10)  
 Record at School (Years): 60-60 (4)  
 Assistant Coaches: Tony Benford, Russ Pennell, Dan O'Dowd

### 2001-2002

Overall Record: 14-15  
 Conf. Record/Finish: 7-11/7th  
 Final Ranking/Post Season Finish: NA, 0-1 NIT

### 2002-2003

Letterman Returning/Lost: 9/3  
 Starters Returning/Lost: 3/2

### RETURNING STARTERS

Jason Braxton, 6-2, 190, So., (6.1 ppg, 2.4 rpg)  
 Curtis Millage, 6-2, 185, Sr., (13.5 ppg, 4.1 rpg)  
 Tommy Smith, 6-10, 215, Sr., (11.7 ppg, 5.3 rpg)

### SERIES HISTORY

Series Record: BYU leads, 25- 21  
 Last Meeting: Nov. 24, 2001  
 Result: BYU won, 82-70 in Provo

### MEDIA RELATIONS

Basketball Contact: Doug Tammaro  
 Office: (480) 965-5799  
 Home: (480) 705-5011  
 Email: tammaro@asu.edu  
 Fax: (480) 965-5408  
 Web Site: www.thesundevils.com



HEAD COACH  
**Rob Evans**

## CREIGHTON

December 7; Omaha, Neb 2:05 p.m. CST

### GENERAL INFO

Location: Omaha, Neb.  
 Founded: 1878  
 Enrollment: 6,297  
 Nickname: Bluejays  
 Colors: Blue and White  
 Home Arena: Omaha Civic Auditorium (9,377)  
 Conference: Missouri Valley  
 Athletic Director: Bruce Rasmussen

### BASKETBALL INFO

Head Coach: Dana Altman  
 Alma Mater: Eastern New Mexico (1980)  
 Best time to call: Weekday mornings  
 Office Phone: (402) 280-1795  
 Overall Record (Years): 229-162 (13)  
 Record at School (Years): 146-95 (8)  
 Assistant Coaches: Greg Gensing, Len Gordy, Darian DeVries

### 2001-2002

Overall Record: 23-9  
 Conf. Record/Finish: 14-4/Tie-1st (1st in MVC tourney)  
 Final Ranking/Post Season Finish: N/A, 2nd Round NCAA Tournament

### 2002-2003

Letterman Returning/Lost: 10/2  
 Starters Returning/Lost: 5/0

### RETURNING STARTERS

Kyle Korver, 6-7, 210, Sr., F (15.1 ppg, 5.5 rpg)  
 Brody Deren, 6-8, 245, Jr., F (9.9 ppg 5.1 rpg)  
 Larry House, 6-4, 205, Sr., G (6.8 ppg, 5.6 rpg)  
 Michael Lindeman, 6-6, 190, Jr., F (6.7, 3.5 rpg)  
 Tyler McKinney, 6-2, 175, So., G (4.3 ppg, 1.8 rpg)

### SERIES HISTORY

Series Record: BYU leads, 3-1  
 Last Meeting: Dec. 8, 2001  
 Result: BYU won 61-52 in Provo

### MEDIA RELATIONS

Basketball Contact: Rob Anderson  
 Office: (402) 280-5544  
 Home: (402) 935-1807  
 Email: robert.anderson@creighton.edu  
 Fax: (402) 280-2495  
 Press Row: (402) 444-3208  
 Web Site: www.gocreighton.com



HEAD COACH  
**Dana Altman**

### 2002-2003 SCHEDULE

11/22	Morehead St	01/16	at UCLA
11/25	Kentucky at Maui	01/18	at USC
11/26	Maui Invitational	01/22	at Arizona
11/27	Maui Invitational	01/30	California
11/30	Lafayette	02/01	Stanford
12/04	BYU	02/06	at Washington St
12/07	at Utah	02/08	at Washington
12/10	Nevada	02/13	USC
12/21	Purdue at Las Vegas	02/15	UCLA.
12/27	Bucknell	02/22	Arizona
12/28	UCSB or Nebraska	02/27	at Stanford
01/02	at Oregon St	03/02	at California
01/04	at Oregon	03/06	Oregon
01/09	Washington	03/08	Oregon St
01/11	Washington St	03/13	Pac-10 Tournament

### 2002-2003 SCHEDULE

11/17	Texas-Arlington	1/18	Southern Illinois
11/18	Furman/Alabama State	1/20	Illinois State
11/25	TBA (Guardians Classic)	1/23	at Evansville
11/26	TBA (Guardians Classic)	1/26	Texas Christian
12/4	at Northern Iowa	1/29	at Indiana State
12/7	Brigham Young	2/1	at Drake
12/14	Tennessee Tech	2/4	Northern Iowa
12/16	Delaware State	2/8	Bradley
12/21	at Nebraska	2/12	Southwest Missouri State
12/29	Southeast Missouri St.	2/15	at Wichita State.
12/31	at Xavier	2/19	Indiana State
1/5	Drake	2/26	at Southwest Missouri St.
1/8	at Bradley	3/1	at Southern Illinois
1/11	at Illinois State	3/3	WICHITA STATE
1/15	EVvansville	3/7-10	MVC Tournament

## UNIV. OF SAN DIEGO

December 11: Provo, Utah – 7 p.m. MST

### GENERAL INFO

Location: San Diego, Calif.  
 Founded: 1949  
 Enrollment: 6,943  
 Nickname: Toreros  
 Colors: Columbia Blue, Navy and White  
 Home Arena: Jenny Craig Pavilion  
 Conference: West Coast  
 Athletic Director: Tom Iannacone

### BASKETBALL INFO

Head Coach: Brad Holland  
 Alma Mater: UCLA (1979)  
 Best time to call: Weekday mornings  
 Office Phone: (619) 260-4829  
 Overall Record (Years): 149-30 (10)  
 Record at School (Years): 126-99 (9)  
 Assistant Coaches: Brian Fish, Steve Flint, Sam Scholl



HEAD COACH  
**Brad Holland**

### 2001-2002

Overall Record: 16-13  
 Conf. Record/Finish: 7-7  
 Final Ranking/Post Season Finish: NA

### 2002-2003

Letterman Returning/Lost: 6/5  
 Starters Returning/Lost: 2/3

### RETURNING STARTERS

Jason Blair, 6-7, 230, Sr., F (14.4 ppg, 6.8 rpg)  
 Roy Morris, 6-2, 182, Sr., G (5.9 ppg, 2.2 rpg)  
 Matt Delzell, 6-2, 180, Sr. G (3.4 ppg, 2.2 rpg)

### SERIES HISTORY

Series Record: BYU leads 1-0  
 Last Meeting: Nov. 17, 2001  
 Result: BYU won 70-59

### MEDIA RELATIONS

Basketball Contact: Ted Gosen  
 Office: (619) 260-4745  
 Home: (858) 486-3284  
 Email: tgosen@sandiego.edu  
 Fax: (619) 260-2990  
 Press Row: (619) 260-7555  
 Web Site: www.usdtoreros.com

## UTAH STATE

Dec. 14, Provo, UT 7 p.m. MST (SWP)

### GENERAL INFO

Location: Logan, Utah  
 Founded: 1888  
 Enrollment: 21,490  
 Nickname: Aggies  
 Colors: Blue and White  
 Home Arena: Dee Glen Smith Spectrum  
 Conference: Big West  
 Athletic Director: Rance Pugmire

### BASKETBALL INFO

Head Coach: Stew Morrill  
 Alma Mater: Gonzaga '74  
 Best time to call: Contact SID  
 Office Phone: 435-797-2060  
 Overall Record (Years): 312-171 (16)  
 Record at School (Years): 94-33 (4)  
 Assistant Coaches: Randy Rahe, Don Verlin, Tim Duryea



HEAD COACH  
**Stew Morrill**

### 2001-2002

Overall Record: 23-8  
 Conference Record/Finish: 13-5/Tie 1st  
 Final Ranking/Post Season Finish: N/A

### 2002-2003

Letterman Returning/Lost: 9/4  
 Starters Returning/Lost: 3/2

### RETURNING STARTERS

Toraino Johnson, 6-4, 215, Sr., F (4.3 ppg, 3.6 rpg)  
 Desmond Penigar, 6-7, 245, Sr., F (17.2 ppg, 6.9 rpg)  
 Ronnie Ross, 6-1, 190, Sr., G (7.1 ppg, 3.1 rpg)

### SERIES HISTORY

Series Record: BYU leads 132-86  
 Last Meeting: December 1, 2001  
 Result: USU won 90-81 in Overtime

### MEDIA RELATIONS

Basketball Contact: Doug Hoffman  
 Office: 435-797-3714  
 Home: 435-787-1638  
 Email: Doug.Hoffman@usu.edu  
 Fax: 435-797-2615  
 Press Row: 435-797-1686  
 Web Site: www.UtahStateAggies.com

### 2002-2003 SCHEDULE

11/5	Cal Poly Pomona	1/11	Santa Clara
11/14	Global Sports	1/17	at Loyola Marymount
11/23	Nevada	1/18	at Pepperdine
11/26	at UCLA	1/25	San Francisco
11/30	at Riverside	1/30	at Gonzaga
12/4	Northridge	2/1	at Portland
12/6-7	at Purdue Tournament	2/5	Saint Mary's
12/6	at IUPUI	2/8	at Santa Clara
12/7	at Purdue or Middle Tennessee State	2/13	Pepperdine
12/11	at Brigham Young	2/15	Loyola Marymount
12/14	UC San Diego	2/21	at Saint Mary's
12/21	Riverside	2/22	at San Francisco
12/23	Utah	2/27	Portland
12/28	at Nevada	3/1	Gonzaga
1/2	at Southern Methodist	3/7-10	WCC Championships
1/8	at San Diego State		

### 2002-2003 SCHEDULE

11/23	at Illinois St	1/15	at UC Irvine
11/26	Whitman	1/18	at Long Beach St
11/29	Vermont at Hilo, Hawai'i	1/23	UC Riverside
11/30	Drake at Hilo, Hawai'i	1/25	CS Fullerton
12/1	Hawai'i Hilo	2/1	at Idaho
12/7	at Jackson St	2/6	at UC Santa Barbara
12/14	at Brigham Young	2/8	at Cal Poly
12/17	Utah	2/13	UC Irvine
12/21	Weber State	2/15	Long Beach State
12/27	Arkansas State	2/20	at Cal Fullerton
12/28	UMKC or Idaho State	2/22	at UC Riverside
1/02	at CS-Northridge	3/1	Idaho
1/04	at Pacific	3/6	CS-Northridge
1/09	Cal Poly	3/8	Pacific
1/11	UC Santa Barbara	3/13-15	Big West Championship

## UC SANTA BARBARA

Dec. 21; Provo, UT, 5 p.m. MST

### GENERAL INFO

Location: Santa Barbara, CA  
 Founded: 1944  
 Enrollment: 18,900  
 Nickname: Gauchos  
 Colors: Blue and Gold  
 Home Arena: The Thunderdome  
 Conference: Big West  
 Athletic Director: Gary Cunningham

### BASKETBALL INFO

Head Coach: Bob Williams  
 Alma Mater: San Jose State '76  
 Best time to call: Contact SID  
 Office Phone: 805-893-2141  
 Overall Record (Years): 251-153 (14)  
 Record at School (Years): 62-53 (4)  
 Assistant Coaches: Marty Wilson, David Campbell, Mark Amaral



HEAD COACH  
**Bob Williams**

### 2001-2002

Overall Record: 20-11  
 Conference Record/Finish: 11-7/3rd  
 Final Ranking/Post Season Finish: NCAA First Round

### 2002-2003

Letterman Returning/Lost: 10/3  
 Starters Returning/Lost: 4/1

### RETURNING STARTERS

Jacoby Atako, 6-1, 180 Jr., G (5.4 ppg, 1.8 rpg)  
 Branduinn Fullove, 6-4, 210, Jr., F/G (14.1 ppg, 4.2 rpg)  
 Mark Hull, 6-7, 210, Sr., F (15.2 ppg, 5.1 rpg)  
 Nick Jones, 6-4, 185 Jr., G (9.9 ppg, 3.8 rpg)

### SERIES HISTORY

Series Record: BYU leads 3-1  
 Last Meeting: Nov. 28, 2001  
 Result: UCSB won 68-58

### MEDIA RELATIONS

Basketball Contact: Bill Mahoney  
 Office: 805-893-3428  
 Email: Bill.Mahoney@athletics.ucsb.edu  
 Fax: 805-893-4537  
 Press Row: 805-893-4361 or 4516  
 Web Site: www.UCSBgauchos.com

### 2002-2003 SCHEDULE

11/21-24	BP Top of the World Classic at Fairbanks, AK	1/18	Pacific
11/30	USF	1/25	Cal Poly at UC Irvine
12/3	USC	1/30	at Long Beach State
12/7	at Pepperdine	2/1	Utah State
12/10	at Cal	2/6	Idaho
12/18	Westmont College (Exh.)	2/8	at Pacific
12/21	at BYU.	2/13	at Cal State Northridge
12/27	Nebraska at Tempe, AZ	2/15	at Cal Poly
12/28	TBA at Tempe, AZ	2/20	ESPN Bracket Busters - Long Beach State
1/2	UC Riverside	2/22	UC Irvine
1/4	Cal State Fullerton	2/27	at Cal State Fullerton
1/9	at Idaho	3/1	at UC Riverside
1/11	at Utah State	3/6	at UC Riverside
1/16	Cal State Northridge	3/8	at Big West Tournament
		3/13-15	

## SAN FRANCISCO

Dec. 23; San Francisco, CA, 7 p.m. PST

### GENERAL INFO

Location: San Francisco, CA  
 Founded: 1855  
 Enrollment: 8,000  
 Nickname: Dons  
 Colors: Green and Gold  
 Home Arena: War Memorial Gymnasium  
 Conference: West Coast Conference  
 Athletic Director: Dr. Bill Hogan

### BASKETBALL INFO

Head Coach: Philip Mathews  
 Alma Mater: UC Irvine '72  
 Best time to call  
 Office Phone: 415-422-5993  
 Overall Record (Years): 107-95 (7)  
 Record at School (Years): 107-95 (7)  
 Assistant Coaches: Billy Reid, Justin Piergrossi, Paul Trevor



HEAD COACH  
**Philip Mathews**

### 2001-2002

Overall Record: 13-15  
 Conference Record/Finish: 8-6 T-3rd  
 Final Ranking/Post Season Finish

### 2002-2003

Letterman Returning/Lost: 4/4  
 Starters Returning/Lost: 3/2

### RETURNING STARTERS

Darrell Tucker, 6-9, 245, Sr., F (18.9 ppg, 10.1 rpg)  
 Shamell Stallworth, 6-5, 200, Sr., G (12.2 ppg, 4.5 rpg)  
 John Cox, 6-5, 195, Jr., G (11.7 ppg, 4.8 rpg)

### SERIES HISTORY

Series Record: Tied 4-4  
 Last Meeting: January 2, 2002  
 Result: BYU won 65-51

### MEDIA RELATIONS

Basketball Contact: Peter Simon  
 Office: 415-422-6161  
 Home: 650-875-DONS  
 Email: simon@usfca.edu  
 Fax: 415-422-2919  
 Press Row: 415-422-2919  
 Web Site: www.usfdons.com

### 2002-2003 SCHEDULE

11/23	at Seton Hall	1/17	Portland
11/26	Nevada	1/19	Gonzaga
11/30	at UC Santa Barbara	1/22	at Santa Clara
12/2	Southern	1/25	at San Diego
12/4	at Sacramento St	1/31	Pepperdine
12/7	Fresno State	2/1	Loyola Marymnt at St Marys Ca
12/14	at Pacific	2/8	at Portland
12/18	Sonoma State	2/13	at Santa Clara
12/23	BYU	2/21	San Diego
12/28	Cal Fullerton	2/22	at Loyola Marymount
12/30	at California	2/28	at Pepperdine
1/2	at Michigan	3/1	WCC Tourney
1/4	Brown	3/8-10	
1/11	St Marys Ca		

## SOUTHERN UTAH

Dec. 28; Provo, UT, 7 p.m. MST

### GENERAL INFO

Location: Cedar City, UT  
 Founded: 1897  
 Enrollment: 6,200  
 Nickname: Thunderbirds  
 Colors: Scarlet and White  
 Home Arena: The Centrum  
 Conference: Mid-Continental  
 Athletic Director: Tom Double

### BASKETBALL INFO

Head Coach: Bill Evans  
 Alma Mater: Southern Utah '72  
 Best time to call: 10-2 weekdays  
 Office Phone: (435) 865-8063  
 Overall Record: 149-139 (10 years)  
 Record at School (Years): 149-139 (10 years)  
 Assistant Coaches: Brian Dolan, Quincy Lewis

### 2001-2002

Overall Record: 11-16  
 Conference Record/Finish: 8-6, 4th place  
 Final Ranking/Post Season Finish: N/A

### 2002-2003

Letterman Returning/Lost: 5/5  
 Starters Returning/Lost: 2/3

### RETURNING STARTERS

Jay Collins, 6-3, 190, Sr., G (11.2 ppg, 1.5 rpg)  
 Donnie Jackson, 6-7, 190, Sr., F (7.1 ppg, 4.4 rpg)

### SERIES HISTORY

Series Record: 5-0  
 Last Meeting: Dec. 29, 2001  
 Result: BYU won 79-58 in Provo

### MEDIA RELATIONS

Basketball Contact: Neil Gardner  
 Office: (435) 586-7753  
 Home: (435) 586-1127  
 Email: gardner@suu.edu  
 Fax: (435) 865-8037  
 Press Row: (435) 586-7858  
 Web Site: www.suu.edu/athletics



HEAD COACH  
**Bill Evans**

## PEPPERDINE

Jan. 2; Provo, UT, 7 p.m. MST

### GENERAL INFO

Location: Malibu, Calif.  
 Founded: 1937  
 Enrollment: 8,000  
 Nickname: Waves  
 Colors: Blue, Orange, and White  
 Home Arena: Firestone Fieldhouse (3,104)  
 Conference: West Coast  
 Athletic Director: Dr. John Watson

### BASKETBALL INFO

Head Coach: Paul Westphal  
 Alma Mater: USC '72  
 Best time to call: Contact SID  
 Office Phone: (310) 506-4161  
 Overall Record: 106-36  
 Record at School (Years): 106-36 (5th year)  
 Assistant Coaches: Gib Arnold, Jim Nielson, Wyking Jones

### 2001-2002

Overall Record: 22-9  
 Conference Record/Finish: 13-1, T-1st  
 Final Ranking/Post Season Finish: N/A, NCAA First Round

### 2002-2003

Letterman Returning/Lost: 9/4  
 Starters Returning/Lost: 4/1

### RETURNING STARTERS

Boomer Brazzle, 6-7, 230, Sr. F (11.2 ppg, 5.1 rpg)  
 Jimmy Miggins, 6-6, 200, Sr., F (14.8 ppg, 7.5 rpg)  
 Terrance Johnson, 6-5, 190, So., G (12.8 ppg, 3.6 rpg)  
 Devin Montgomery, 6-0, 180, Sr., G (11.7 ppg, 3.2 rpg)

### SERIES HISTORY

Series Record: Pepperdine leads 4-1  
 Last Meeting: Jan. 5, 2002  
 Result: Pepperdine won 82-79 (OT) in Malibu

### MEDIA RELATIONS

Basketball Contact: Michael Zapolski  
 Office: (310) 506-4333  
 Home: (818) 597-1561  
 Email: mzapolsk@pepperdine.edu  
 Fax: (310) 506-4322  
 Press Row: (310) 456-5050  
 Web Site: gowaves.pepperdine.edu



HEAD COACH  
**Paul Westphal**

### 2002-2003 SCHEDULE

11/22	at Utah	1/18	at Western Illinois*
11/25	at Washington State	1/25	Chicago State*
11/30	Sacramento State	1/30	IUPUI*
12/4	Long Beach State	2/1	Oakland*
12/7	Boise State	2/6	at UMKC*
12/9	Montana State-	2/8	at Oral Roberts*
12/14	Northern Arizona	2/13	Western Illinois*
12/19	Montana Tech	2/15	Valparaiso*
12/21	at New Mexico	2/22	at Chicago State*
12/28	at Brigham Young	2/27	at IUPUI*
12/30	at Montana	3/1	at Oakland*
1/4	at Northern Arizona	3/8/10	Mid-Continent
1/9	Oral Roberts*		Tournament
1/11	UMKC*		
1/16	at Valparaiso*.		

### 2002-2003 SCHEDULE

11/22	at Bradley	1/17	Santa Clara
11/30	UC Irvine	1/18	San Diego
12/2	at Long Beach State	1/25	at Loyola Marymount
12/4	at Cal State Fullerton	1/31	at San Francisco
12/7	UC Santa Barbara	2/1	at St. Mary's
12/14	Oregon	2/5	Gonzaga
12/16	Richmond	2/8	Portland
12/17	at Stanford Invitational	2/13	at San Diego
12/20	Utah	2/16	at Santa Clara (FSW-2)
12/22	Lipscomb	2/22	Loyola Marymount
12/28	Arkansas-Little Rock	2/28	St. Mary's
12/29	at Lobo Invitational	3/1	San Francisco
1/2	at Brigham Young	3/7-10	WCC Tournament
1/9	at Portland		
1/12	at Gonzaga (FSW-2)		

# opponent info

## OKLAHOMA STATE

Jan. 4; Oklahoma City, OK, 5:30 p.m. CST (ESPN2)  
ESPN Touchstone Energy All-College Classic - Ford Center

### GENERAL INFO

Location: Stillwater, Okla.  
Founded: 1890  
Enrollment: 21,800  
Nickname: Cowboys  
Colors: Orange and Black  
Home Arena: Gallagher-Iba Arena (13,611)  
Conference: Big 12  
Athletic Director: Terry Don Phillips

### BASKETBALL INFO

Head Coach: Eddie Sutton  
Alma Mater: Oklahoma State '58  
Best time to call: Contact SID  
Office Phone:  
Overall Record: 702-278 (32 yrs.)  
Record at School (Years): 272-114 (12 yrs.)  
Assistant Coaches: Sean Sutton, Glynn Cyprien, James Dickey



HEAD COACH  
**Eddie Sutton**

### 2001-2002

Overall Record: 23-9  
Conference Record/Finish: 10-6  
Final Ranking/Post Season Finish: N/A / NCAA First Round

### 2002-2003

Letterman Returning/Lost: 7/7  
Starters Returning/Lost: 2/3

### RETURNING STARTERS

Ivan McFarlin, 6-8, 237, Jr., F (10.8 ppg, 7.7 rpg)  
Melvin Sanders, 6-5, 210, Sr., G/F (8.7 ppg, 3.9 rpg)

### SERIES HISTORY

Series Record: BYU leads 3-2  
Last Meeting: Nov. 23, 1994  
Result: BYU won 69-59 at Great Alaska Shootout

### MEDIA RELATIONS

Basketball Contact: Michael Noteware  
Office: (405) 744-7756  
Home: (405) 372-4846  
Email: [michaen@okstate.edu](mailto:michaen@okstate.edu)  
Fax: (405) 744-6006  
Web Site: [www.okstate.com](http://www.okstate.com)

## WEBER STATE

January 8, Ogden, UT, 7:05 p.m., MST

### GENERAL INFO

Location: Ogden, Utah  
Founded: 1888  
Enrollment: 17,000  
Nickname: Wildcats  
Colors: Royal Purple and White  
Home Arena: Dee Events Center (12,000)  
Conference: Big Sky  
Athletic Director: John Johnson

### BASKETBALL INFO

Head Coach: Joe Cravens  
Alma Mater: Texas-Arlington/1977  
Best time to call: 9-11:30 a.m.  
Office Phone: 801-626-6496  
Overall Record (Years): 106-87 (7)  
Record at School (Years): 51-35 (3)  
Assistant Coaches: Kirk Earlywine, John Stroia, Andy Jensen



HEAD COACH  
**Joe Cravens**

### 2001-2002

Overall Record: 18-11  
Conference Record/Finish: 8-6/3rd  
Final Ranking/Post Season Finish: N/A

### 2002-2003

Letterman Returning/Lost: 9-2  
Starters Returning/Lost: 4-1

### RETURNING STARTERS

Stephan Bachmann, 6-10, 240, Sr., C (7.8 ppg, 4.0 rpg)  
Jermaine Boyette, 6-2, 190, Sr., G (2.9 ppg, 3.3 asp)  
Patrick Danley, 6-8, 235, Sr., F-C (3.9 ppg, 3.4 rpg)  
John Hamilton, 6-3, 185, Jr., G (12.6 ppg, 2.4 rpg)

### SERIES HISTORY

Series Record: BYU leads 18-9  
Last Meeting: December 5, 2001 W 65 - 47  
Result: BYU won 65-47

### MEDIA RELATIONS

Basketball Contact: Brad Larsen  
Office: 801-626-6010  
Home: 801-776-5376  
Email: [blarsen3@weber.edu](mailto:blarsen3@weber.edu)  
Fax: 801-626-6490  
Press Row: 801-626-6588  
Web Site: [www.weber.edu/athletics](http://www.weber.edu/athletics)

### 2002-2003 SCHEDULE

11/22	Yale	1/26	at Texas Tech
11/27-30	Great Alaska Shootout	1/29	Iowa State
12/5	Hartford	2/1	at Texas
12/8	Northwestern State	2/5	Kansas State
12/15	Fresno State	2/9	at Cincinnati
12/18	UMKC	2/12	at Nebraska
12/21	at Wichita State	2/15	Baylor
12/30	Arkansas	2/19	at Oklahoma
1/4	Brigham Young	2/22	Texas
1/8	Texas A&M-Corpus Christi	2/24	Texas Tech
1/11	at Texas A&M	3/1	at Kansas
1/13	Oklahoma	3/5	at Colorado
1/18	Missouri	3/8	Texas A&M
1/21	at Baylor		

### 2002-2003 SCHEDULE

11/21-24	Top of the World Classic	1/18	Montana
	at Fairbanks, AK	1/23	at Northern Arizona
11/27	Montana Tech	1/25	at Sacramento State
11/30	Nevada	1/30	Portland State
12/6-7	Winthrop Tournament	2/1	Eastern Washington
12/14	Wisconsin-Green Bay	2/5	at Idaho State
12/17	at University of Portland	2/8	Idaho State
12/21	at Utah State	2/13	at Montana
12/23	at Boise State	2/15	at Montana State
12/29-30	UTC Dr. Pepper Inv.	2/20	Sacramento State
	at Chattanooga, TN	2/22	Northern Arizona
1/3	at Utah	2/27	at Eastern Washington
1/8	Brigham Young	3/1	at Portland State
1/16	Montana State	3/8-12	Big Sky Tourney

## IDAHO STATE

Jan. 11; Provo, UT, 7 p.m. MST

### GENERAL INFO

Location: Pocatello, Idaho  
 Founded: 1901  
 Enrollment: 13,663  
 Nickname: Bengals  
 Colors: Black and Orange  
 Home Arena: Reed Gym  
 Conference: Big Sky  
 Athletic Director: Dr. Howard Gauthier

### BASKETBALL INFO

Head Coach: Doug Oliver  
 Alma Mater: San Jose State '73  
 Best time to call: Mornings  
 Office Phone: (208) 282-4492  
 Overall Record: 38-70 (4 years)  
 Record at School (Years): 38-70 (4 years)  
 Assistant Coaches: Jay McMillin, Louis Wilson

### 2001-2002

Overall Record: 10-17  
 Conference Record/Finish: 3-11 (7th place)  
 Final Ranking/Post Season Finish: N/A

### 2002-2003

Letterman Returning/Lost: 8/3  
 Starters Returning/Lost: 4/2

### RETURNING STARTERS

Danny Boticki, 6-3, 185, Sr., G (6.5 ppg, 2.1 rpg)  
 Jeremy Brown, 6-5, 210, Sr., G/F (15.8 ppg, 7.0 rpg)  
 Ray Munyagi, 6-5, 210, Sr., F (8.6 ppg, 6.0 rpg)  
 Dion Jackson, 5-10, 180, Sr., G (3.6 ppg, 1.0 rpg)

### SERIES HISTORY

Series Record: BYU leads 26-6  
 Last Meeting: Dec. 11, 1981  
 Result: BYU won 77-71 in Provo

### MEDIA RELATIONS

Basketball Contact: Frank Mercogliano  
 Office: (208) 282-2621  
 Home: (208) 234-0755  
 Email: mercfran@isu.edu  
 Fax: (208) 282-3659  
 Web Site: www.isubengals.com



HEAD COACH  
**Doug Oliver**

## UNLV

Game 1: Jan. 16, Provo, UT, 7 p.m. MST (SWP)

Game 2: Feb. 14, Las Vegas, NV, 7:30 p.m. PST (SWP)

### GENERAL INFO

Location: Las Vegas, Nev.  
 Founded: 1957  
 Enrollment: 24,000  
 Nickname: Runnin' Rebels  
 Colors: Scarlet and Gray  
 Home Arena: Thomas & Mack Center (18,500)  
 Conference: Mountain West  
 Athletic Director: John Robinson

### BASKETBALL INFO

Head Coach: Charlie Spoonhour  
 Alma Mater: University of the Ozarks '61  
 Best time to call: 11 a.m. - 12 p.m. PST - Weekdays  
 Office Phone: (702) 895-3295  
 Overall Record: 340-182, 17 yrs.  
 Record at School (Years): 21-11, 2nd year  
 Assistant Coaches: Deane Martin, Jay Spoonhour, Derek Thomas

### 2001-2002

Overall Record: 21-11  
 Conference Record/Finish: 9-5, 3rd  
 Final Ranking/Post Season Finish: N/A NIT Second Round

### 2002-2003

Letterman Returning/Lost: 8/7  
 Starters Returning/Lost: 2/3

### RETURNING STARTERS

Dalron Johnson, 6-10, 215, Sr., F (17.4 ppg, 7.0 rpg)  
 Marcus Banks, 6-2, 200, Sr., G (15.8 ppg, 3.3 rpg)

### SERIES HISTORY

Series Record: UNLV leads 7-6  
 Last Meeting: Feb. 9, 2002  
 Result: UNLV Won 73-70 in Las Vegas

### MEDIA RELATIONS

Basketball Contact: Andy Grossman  
 Office: (702) 895-3995  
 Home: (702) 630-3949  
 Email: agrossman@ccmail.nevada.edu  
 Fax: (702) 895-0989  
 Press Row: (702) 895-4600  
 Web Site: UNLVRebels.com



HEAD COACH  
**Charlie Spoonhour**

### 2002-2003 SCHEDULE

11/22 at Texas-San Antonio	1/18 Montana State
11/23 at Marquette/ Coppin St.	1/23 at Sacramento State
11/26 at Boise State@Fresno	1/25 at Northern Arizona
11/29 at Fresno State	1/30 Eastern Washington
11/30 at Sam Houston St/St. Mary's	2/1 Portland State
12/4 Menlo	2/5 Weber State
12/14 at Cal State Fullerton	2/8 at Weber State
12/17 Tennessee Tech	2/13 at Montana State
12/21 Eastern Oregon @ Logan	2/15 at Montana
12/27 vs. Missouri-Kansas City	2/20 Northern Arizona
12/28 at Utah St./Arkansas State	2/22 Sacramento State
1/11 at Brigham Young	2/27 at Portland State
1/14 Cal State Fullerton	3/1 at Eastern Washington
1/16 Montana	3/8-12 Big Sky Tournament

### 2002-2003 SCHEDULE

11/24 Portland State	1/20 Utah
11/27 UAB	1/25 at Air Force
11/30 Washington	1/27 at New Mexico
12/4 at Nevada (Reno)	2/1 Wyoming
12/7 at Wisconsin	2/3 Colorado State
12/14 at Bradley	2/9 USC
12/17 Tennessee-Martin	2/11 at San Diego State
12/21 Stanford	2/14 BYU
12/28-29 Jim Thorpe Classic	2/17 at Utah
12/28 West Virginia	2/22 New Mexico
12/29 SMU	2/24 Air Force
1/2 IPFW	3/1 at Colorado State
1/4 Santa Clara	3/3 at Wyoming
1/11 at DePaul	3/8 San Diego
1/16 at BYU	3/13-15 MWC Tournament

# opponent info

## SAN DIEGO STATE

Game 1: Jan 20; San Diego, Calif. 7 p.m. PST  
 Game 2: Feb 17; Provo, Utah 8:30 p.m. MST (SWP)

### GENERAL INFO

Location: San Diego, Calif.  
 Founded: 1897  
 Enrollment: 34,171  
 Nickname: Aztecs  
 Colors: Scarlet and Black  
 Home Arena: Cox Arena (12,414)  
 Conference: Mountain West  
 Athletic Director: Rick Bay

### BASKETBALL INFO

Head Coach: Steve Fisher  
 Alma Mater: Illinois State '67  
 Best time to call: Contact SID  
 Office Phone: (619) 594-6249  
 Overall Record: 224-131 (.631)  
 Record at School (Years) 40-49 (4th year)  
 Assistant Coaches: Brian Dutcher, Marvin Menzies, Gregg Gottlieb



HEAD COACH  
**Steve Fisher**

### 2001-2002

Overall Record: 21-12  
 Conference Record/Finish: 7-7, T-4th (Won tourney)  
 Final Ranking/Post Season Finish: N/A/NCAA First Round

### 2002-2003

Letterman Returning/Lost: 6/5  
 Starters Returning/Lost: 3/2

### RETURNING STARTERS

Tony Bland, 6-5, 201, Sr., G, (15.7 ppg, 4.0 rpg)  
 Mike Mackell, 6-9, 250, Sr., C (10.6 ppg, 4.4 rpg)  
 Deandre Moore, 5-10, 191, Sr., G (3.6 ppg, 1.9 rpg)

### SERIES HISTORY

Series Record: BYU leads 34-15  
 Last Meeting: March 7, 2002  
 Result: San Diego State won 62-51 in MWC tournament

### MEDIA RELATIONS

Basketball Contact: Mike May  
 Office: (619) 594-5547  
 Home: (619) 644-1767  
 Email: mmay@mail.sdsu.edu  
 Fax: (619) 582-6541  
 Press Row: (619) 265-5853  
 WEB SITE: www.goaztecs.com

### 2002-2003 SCHEDULE

11/23	Eastern Washington	1/18	Utah
11/27	at Portland	1/20	BYU
11/30	at Cal Poly	1/25	at New Mexico
12/2	UC San Diego	2/1	Colorado State
12/7	Arizona	2/3	Wyoming
12/10	at Long Beach State	2/11	UNLV
12/14	Hawaii	2/15	at Utah
12/21	at Houston	2/17	at BYU
12/28	Florida Atlantic	2/22	Air Force
12/30	IPFW	2/24	New Mexico
1/3	Loyola Marymount	3/1	at Wyoming
1/6	Texas Tech	3/3	at Colorado State
1/8	Sand Diego	3/8	at UNLV
1/11	at Air Force	3/13-15	MWC Tournament

## UTAH

Game 1: Jan. 25; Provo, UT, 1 p.m. MST (ESPN+)  
 Game 2: Feb. 24, Salt Lake City, UT, 10 p.m. MST (ESPN)

### GENERAL INFO

Location: Salt Lake City, Utah  
 Founded: 1850  
 Enrollment: 28,300  
 Nickname: Utes/Runnin' Utes  
 Colors: Crimson and White  
 Home Arena: Jon M. Huntsman Center (15,000)  
 Conference: Mountain West  
 Athletic Director: Dr. Chris Hill

### BASKETBALL INFO

Head Coach: Rick Majerus  
 Alma Mater: Marquette, '70  
 Best time to call: Late Mornings  
 Office Phone: (801) 581-5451  
 Overall Record: 382-134 (.740)  
 Record at School (Years): 283-82/ 13 years  
 Assistant Coaches: Silvey Dominguez, Kerry Rupp, Eric Jackson



HEAD COACH  
**Rick Majerus**

### 2001-2002

Overall Record: 21-9  
 Conference Record/Finish: 10-4, 2nd  
 Final Ranking/Post Season Finish: N/A / NCAA First Round

### 2002-2003

Letterman Returning/Lost: 4/7  
 Starters Returning/Lost: 3/2

### RETURNING STARTERS

Britton Johnsen, 6-10, 210, Sr., F (12.6 ppg, 6.3 rpg)  
 Nick Jacobson, 6-4, 200, Jr., G (13.0 ppg, 2.0 rpg)  
 Cameron Koford, 7-0, 227, Sr., C (3.7 ppg, 2.5 rpg)

### SERIES HISTORY

Series Record: 116-116  
 Last Meeting: Feb. 23, 2002  
 Result: BYU won 63-61 in Provo

### MEDIA RELATIONS

Basketball Contact: Mike Lageschulte  
 Office: (801) 581-3511  
 Home: (801) 582-7181  
 Email: mlageschulte@huntsman.utah.edu  
 Fax: (801) 581-4358  
 Press Row: (801) 581-6657  
 WEB SITE: www.UtahUtes.com

### 2002-2003 SCHEDULE

11/22	Southern Utah	1/18	at San Diego State
11/25-27	Maui Invitational	1/20	at UNLV
11/25	Gonzaga	1/25	at BYU
11/26	Indiana or Massachusettes	2/1	Air Force
11/27	Championship Round	2/3	New Mexico
12/3	Winthrop	2/8	at Colorado State
12/7	Arizona State	2/10	at Wyoming
12/14	Northern Iowa	2/15	San Diego State
12/17	at Utah State	2/17	UNLV
12/20	at Pepperdine	2/24	BYU
12/23	at San Diego	3/1	at New Mexico
12/30	Alabama	3/3	at Air Force
1/3	Weber State	3/6	Colorado State
1/6	Saint Mary's	3/8	Wyoming
1/11	IPFW	3/13-15	MWC Tournament
1/14	Ripon		



## NEW MEXICO

Game 1: Feb. 1; Provo, UT 1 p.m. MST (ESPN+)

Game 2: Mar. 3; Albuquerque, NM, 7 p.m. MST (SWP)

### GENERAL INFO

Location: Albuquerque, N.M.  
 Founded: 1889  
 Enrollment: 24,250  
 Nickname: Lobos  
 Colors: Cherry and Silver  
 Home Arena: The Pit/Bob King Court (18,018)  
 Conference: Mountain West  
 Athletic Director: Rudy Davalos

### BASKETBALL INFO

Head Coach: Ritchie McKay  
 Alma Mater: Seattle Pacific '87  
 Best time to call: Contact SID  
 Office Phone: (505) 925-5750  
 Overall Record: 83-89 (6)  
 Record at School (Years): First season  
 Assistant Coaches: Brad Soucie, Scott Didrickson, Duane Broussard

### 2001-2002

Overall Record: 16-14  
 Conference Record/Finish: 6-8/6th  
 Final Ranking/Post Season Finish: N/A NIT 0-1

### 2002-2003

Letterman Returning/Lost: 5/7

Starters Returning/Lost: 3/2

### RETURNING STARTERS

Ruben Douglas, 6-5, 200, Sr., G (18.1 ppg, 4.5 rpg)  
 Senque Carey, 6-3, 200, Sr., G (6.0 ppg, 4.1 rpg)  
 Chad Bell, 6-11, 255, So., F (3.1 ppg, 201, rpg)

### SERIES HISTORY

Series Record: BYU leads 62-47

Last Meeting: Feb. 16, 2002

Result: BYU won 68-62 in Provo

### MEDIA RELATIONS

Basketball Contact: Greg Remington, Jay Blackman  
 Office: (505) 925-5520  
 Home: (505) 293-5048/385-9622, Blackman (505) 710-2828  
 Email: gregrem@unm.edu, Blackman: blackman@unm.edu  
 Fax: (505) 925-5529  
 Press Row: (505) 925-5988  
 WEB SITE: www.golobos.com



HEAD COACH  
**Ritchie McKay**

## AIR FORCE

Game 1: Feb. 3; Provo, UT 8:30 p.m. MST

Game 2: Mar. 1, Colorado Springs, CO 4 p.m. MST (SWP)

### GENERAL INFO

Location: USAF Academy, Colo.  
 Founded: 1954  
 Enrollment: 4,000  
 Nickname: Falcons  
 Colors: Blue and Silver  
 Home Arena: Clune Arena (6,002)  
 Conference: Mountain West  
 Athletic Director: Col. Randall Spetman

### BASKETBALL INFO

Head Coach: Joe Scott  
 Alma Mater: Princeton '87  
 Best time to call: Contact SID  
 Office Phone: (719) 333-3039  
 Overall Record: 17-40  
 Record at School (Years): 17-40 (3rd year)  
 Assistant Coaches: Chris Mooney, Mike McKee, Larry Mangino, Maj. Jon Jordan

### 2001-2002

Overall Record: 9-19  
 Conference Record/Finish: 3-11, T-7th  
 Final Ranking/Post Season Finish: N/A

### 2002-2003

Letterman Returning/Lost: 9/8

Starters Returning/Lost: 4/1

### RETURNING STARTERS

Tom Bellairs, 6-7, 230, Sr., F/C (10.3 ppg, 5.1 rpg)  
 Vernard Jenkins, 5-9, 184, Sr., G (4.3 ppg, 2.1 rpg)  
 Joel Gerlach, 6-6, 195, Jr., F (11.4 ppg, 3.4 rpg)  
 A.J. Kuhle, 6-3, 185, Jr., G/F (8.8 ppg, 2.9 rpg)

### SERIES HISTORY

Series Record: BYU leads 40-8

Last Meeting: Feb. 18, 2002

Result: BYU won 67-51 in Provo

### MEDIA RELATIONS

Basketball Contact: Jerry Cross  
 Office: (719) 333-3950  
 Home: (719) 473-8704  
 Email: jerry.cross@usafa.af.mil  
 Fax: (719) 333-3798  
 Press Row: (719) 333-6467  
 WEB SITE: www.airforcesports.com



HEAD COACH  
**Joe Scott**

### 2002-2003 SCHEDULE

11/23	California	1/25	San Diego State
11/25	Northwestern State	1/27	UNLV
11/30	at New Mexico State	2/1	at BYU
12/2	Northeastern	2/3	at Utah
12/6	Indiana-Purdue-Ft. Wayne	2/8	Air Force
12/15	New Mexico State	2/15	Wyoming
12/18	at Texas Tech	2/17	Colorado State
12/21	Southern Utah	2/22	at UNLV
12/28-29	Lobo Invitational	2/24	at San Diego State
1/4	at Tennessee	3/1	Utah
1/7	Northern Arizona	3/3	BYU
1/13	at Colorado State	3/8	at Air Force
1/18	at Wyoming	3/13-25	MWC Tournament
1/22	Western New Mexico		

### 2002-2003 SCHEDULE

11/23	at Louisville	1/18	at Colorado State
11/26	Stetson Univ.	1/20	at Wyoming
11/29	at Arkansas State	1/25	UNLV
12/1	at Tennessee Tech	2/1	at Utah
12/5	Texas-Pan American	2/3	at BYU
12/8	at Georgia Southern	2/8	at New Mexico
12/11	Belmont Univ.	2/15	Colorado State
12/22	at Oakland Univ.	2/17	Wyoming
12/27-28	Sierra Providence Sun Classic	2/22	at San Diego State
1/1	Georgia Southern	2/24	at UNLV
1/4	Navy	3/1	BYU
1/6	Savannah State	3/3	Utah
1/11	San Diego State	3/8	New Mexico
		3/13-15	MWC Tournament

# opponent info

## WYOMING

Game 1: Feb. 8, Laramie, WY, 1 p.m. MST (ESPN+)

Game 2: Mar 6, Provo, UT, 7 p.m. MST (SWP)

### GENERAL INFO

Location: Laramie Wyo.  
 Founded: 1886  
 Enrollment: 12,402  
 Nickname: Cowboys  
 Colors: Brown and Prairie Gold  
 Home Arena: Arena-Auditorium (15,000)  
 Conference: Mountain West  
 Athletic Director: Lee Moon

### BASKETBALL INFO

Head Coach: Steve McClain  
 Alma Mater: Chadron State '84  
 Best time to call: Contact SID  
 Office Phone: (307) 766-5114  
 Overall Record: 79-41, 4 years  
 Record at School (Years): Same  
 Assistant Coaches: Leroy Washington, John Adams, Joe Dooley



HEAD COACH  
**Steve McClain**

### 2001-2002

Overall Record: 22-9  
 Conference Record/Finish: 11-3/1st  
 Final Ranking/Postseason Finish: N/A (Lost in 2nd Round of NCAA to Arizona)

### 2002-2003

Letterman Returning/Lost: 8/4  
 Starters Returning/Lost: 5/1

### RETURNING STARTERS

Marcus Bailey, 6-5, 190, Sr., G/F (14.6 ppg, 4.2 rpg)  
 Chris McMillian, 5-10, 180 RSr., G (6.9 rpg, 2.6 rpg)  
 Uche Nsonwu-Amadi, 6-10, 260, Sr., F/C (10.3 ppg, 8.2 rpg)  
 Donta Richardson, 6-2, 170, Sr., G (11.9 ppg, 2.9 rpg)  
 Jason Straight, 5-11, 165, So., G (9.2 ppg, 2.9 rpg)

### SERIES HISTORY

Series Record: BYU leads 87-67  
 Last Meeting: Feb. 28, 2002  
 Result: Wyoming won 76-60 in Laramie

### MEDIA RELATIONS

Basketball Contact: Kevin McKinney  
 Office: (307) 766-2256  
 Home: (307) 742-3181  
 Email: kevinm@uwyo.edu  
 Fax: (307) 766-2346  
 Press Row: (307) 766-2222  
 WEB SITE: www.wyomingathletics.com

### 2002-2003 SCHEDULE

11/23	Denver	1/20	Air Force
11/27-30	Great Alaska Shootout	12/25	at Colorado State
12/5	at Washington	2/1	at UNLV
12/9	Boise State	2/3	at San Diego State
12/12	IPFW	2/8	BYU
12/14	Texas Tech	2/10	Utah
12/19	South Carolina	2/15	at New Mexico
12/21	Prairie View A&M	2/17	at Air Force
12/28	Detroit	2/22	Colorado State
12/30	at Indiana State	3/1	San Diego State
1/4	Montana State	3.3	UNLV
1/8	Savannah State	3/6	at BYU
1/15	at Kansas	3/8	at Utah
1/18	New Mexico	3/13-15	MWC Tournament

## COLORADO STATE

Game 1: February 10; Fort Collins, Colo., 7 p.m. MST

Game 2: March 8, Provo, UT, 7 p.m. MST (SWP)

### GENERAL INFO

Location: Fort Collins, Colo.  
 Founded: 1870  
 Enrollment: 23,934  
 Nickname: Rams  
 Colors: Green and Gold  
 Home Arena: Moby Arena (8,745)  
 Conference: Mountain West  
 Athletic Director: Jeffrey Hathaway

### BASKETBALL INFO

Head Coach: Dale Layer  
 Alma Mater: Eckerd College '80  
 Best time to call: Mornings  
 Office Phone: (970) 491-6263  
 Overall Record: 194-118  
 Record at School (Years): 27-31, 2nd year  
 Assistant Coaches: Pat Eberhart, Bill Peterson, Buzz Williams



HEAD COACH  
**Dale Layer**

### 2001-2002

Overall Record: 12-18  
 Conference Record/Finish: 3-11, T-7th  
 Final Ranking/Post Season Finish: N/A

### 2002-2003

Letterman Returning/Lost: 9/2  
 Starters Returning/Lost: 5/0

### RETURNING STARTERS

Brian Greene, 6-8, 225, Sr., F (16.2 ppg, 7.5 rpg)  
 Matt Williams, 6-6, 215, So. F (6.0 ppg, 3.9 rpg)  
 Matt Nelson, 7-0, 244, So. C (14.0 ppg, 5.0 rpg)  
 Jon Rakiecki, 6-3, 195, So. G (5.1 ppg, 2.8 rpg)  
 Andy Birley, 6-4, 200, Sr. G (11.8 ppg, 2.4 rpg)

### SERIES HISTORY

Series Record: BYU leads 73-43  
 Last Meeting: March 2, 2002  
 Result: CSU won 79-75 (OT) in Fort Collins

### MEDIA RELATIONS

Basketball Contact: Gary Ozzello  
 Office: (970) 491-5067  
 Home: (970) 222-3361  
 Email: ramsid@lamar.colostate.edu  
 Fax: (970) 491-1348  
 Press Row: (970) 491-3981  
 WEB SITE: www.csurams.com

### 2002-2003 SCHEDULE

11/16-19	BCA Classic	1/18	Air Force
11/25	Texas A&M Kingsville	1/25	Wyoming
11/27	at Southern Illinois	2/1	at San Diego State
11/30	at Arkansas-Little Rock	2/3	at UNLV
12/3	West Alabama	2/8	Utah
12/7	Gardner-Webb	2/10	BYU
12/11	Denver University	2/15	at Air Force
12/14	Washington State	2/17	at New Mexico
12/22	South Carolina	2/22	at Wyoming
12/27	Prairie View A&M	3/1	UNLV
12/30	at Purdue	3/3	San Diego State
1/3	South Florida	3/6	at Utah
1/7	at Colorado	3/8	at BYU
1/13	New Mexico	3/13-15	MWC Tournament

# all-time series records

OPPONENT	G	W	L	FIRST-LAST	LAST	OPPONENT	G	W	L	FIRST-LAST	LAST
<b>Air Force</b>	<b>47</b>	<b>39</b>	<b>8</b>	<b>1961-2002</b>	<b>W</b>	Georgia	3	2	1	1969-1997	L
Alabama	1	0	1	1957	L	Georgia Tech	1	0	1	1978	L
Alabama-Birmingham	3	2	1	1984-1989	W	Hamline	1	0	1	1951	L
Alaska	1	1	0	1980	W	Harvard	1	1	0	1978	W
Arizona	37	17	20	1951-1999	L	Hastings	2	2	0	1935-1938	W
<b>Arizona State</b>	<b>46</b>	<b>25</b>	<b>21</b>	<b>1946-2001</b>	<b>W</b>	Hawai'i	45	31	14	1971-1999	W
Arkansas	1	1	0	1947	W	Hofstra	2	2	0	1983-1984	W
Army	2	2	0	1965-1973	W	Houston	5	2	3	1965-1997	L
Auburn	1	0	1	1998	L	Idaho	5	3	2	1938-2001	W
Baylor	7	5	2	1949-1979	W	<b>Idaho State</b>	<b>32</b>	<b>26</b>	<b>6</b>	<b>1930-1981</b>	<b>W</b>
Beloit	1	0	1	1949	L	Illinois	5	2	3	1965-1980	W
Boise State	7	5	2	1976-2000	W	Illinois Wesleyan	1	1	0	1930	W
Bowling Green	4	3	1	1949-1984	W	Indiana	2	0	2	1972-1973	L
Bradley	3	2	1	1953-1978	W	Indiana State	3	2	1	1947-1951	W
Brown	1	1	0	1988	W	Iowa	2	0	2	1983-1986	L
Butler	1	0	1	1930	L	Iowa State	4	0	4	1931-2000	L
California	9	4	4	1952-1998	L	James Madison	2	2	0	1990-1992	W
Cal-Davis	2	2	0	1936	W	John Carroll	1	1	0	1930	W
Cal-Irvine	4	3	1	1986-2002	W	Kansas	4	1	3	1959-1993	L
<b>Cal-Santa Barbara</b>	<b>4</b>	<b>3</b>	<b>1</b>	<b>1979-2001</b>	<b>L</b>	<b>Kansas State</b>	<b>5</b>	<b>2</b>	<b>3</b>	<b>1950-1973</b>	<b>L</b>
Cal Poly Pomona	1	1	0	1981	W	Kent State	1	1	0	1960	L
Cal State Fullerton	5	3	2	1972-1986	L	Kentucky	3	0	3	1951-1984	L
Cal State Los Angeles	2	2	0	1952	W	LaVerne	1	1	0	1936	W
Cal State Northridge	4	4	0	1992-2001	W	La Salle	9	3	6	1948-1992	L
Cal State Riverside	1	1	0	1999	W	Long Beach State	7	3	4	1972-1985	W
Cal State Sacramento	1	1	0	1993	W	Long Island	3	0	3	1942-1947	L
Canisius	3	3	0	1942-1946	W	Louisiana State	2	1	1	1960-1992	L
Carbon College	2	2	0	1922-1943	W	Louisiana Tech	2	2	0	1998	W
Central Conn. State	1	1	0	1987	W	Louisville	3	1	2	1960-1994	W
Chicago	1	1	0	1930	W	Loyola (Ill.)	6	2	4	1931-1968	L
Chicago State	1	1	0	1987	W	Loyola-Marymount	1	1	0	1937	W
Cincinnati	2	2	0	1930-1972	W	Loyola (N. Orleans)	2	1	1	1957-1959	L
Citadel	1	0	1	1960	L	McNeese State	2	2	0	1977-1992	W
Clemson	2	0	2	1980-1990	L	Manhattan	3	2	1	1945-1955	L
Colorado	20	5	15	1937-1956	W	Marshall	2	1	1	1948-1951	W
Colorado College	11	5	6	1923-1936	W	Marquette	4	2	2	1930-1967	L
Colorado St. College	9	8	1	1923-1938	W	Memphis (formerly State)	4	1	3	1960-2002	L
<b>Colorado State</b>	<b>116</b>	<b>73</b>	<b>43</b>	<b>1938-2002</b>	<b>L</b>	Miami (Fla.)	4	2	2	1960-1989	L
Cornell	2	1	1	1965-1969	L	<b>Michigan</b>	<b>4</b>	<b>2</b>	<b>2</b>	<b>1954-1991</b>	<b>L</b>
<b>Creighton</b>	<b>7</b>	<b>5</b>	<b>2</b>	<b>1931-2001</b>	<b>W</b>	Michigan State	6	4	2	1956-1986	W
Dartmouth	1	0	1	1958	L	Minnesota	1	0	1	1994	L
Davidson	1	1	0	1976	W	Mississippi State	2	1	1	1994-1996	L
Dayton	2	2	0	1950-1959	W	Montana	27	20	7	1941-1977	L
Delta State	1	1	0	1947	W	Montana State	12	11	1	1939-1987	W
Denver	68	58	16	1933-1999	W	Montana State College	57	28	29	1925-1941	W
DePaul	1	0	1	1964	W	Montana Mines	2	2	0	1928	W
Detroit	1	1	0	1955	W	Morgan State	1	1	0	1996	W
Dixie College	5	5	0	1927-1930	W	Muhlenberg	1	1	0	1948	W
Drake	1	1	0	1935	W	Murray State	2	2	0	1953	W
Duke	2	1	1	1952-1992	L	Nebraska	4	3	1	1930-1936	W
Duquesne	2	0	2	1947-1954	L	Nevada	17	12	5	1929-1996	L
Eastern Kentucky	3	2	1	1950-1991	W	<b>UNLV</b>	<b>13</b>	<b>6</b>	<b>7</b>	<b>1981-2002</b>	<b>L</b>
Eastern Washington	1	1	0	1989	W	<b>New Mexico</b>	<b>109</b>	<b>62</b>	<b>47</b>	<b>1950-2002</b>	<b>W</b>
East Tennessee State	1	0	1	1990	L	New Mexico State	11	3	8	1960-1976	L
Elon College	1	1	0	2000	W	New Orleans	1	0	1	1987	L
Florida	2	2	0	1959-1992	W	New York (CCNY)	3	0	3	1947-1950	L
Florida International	2	2	0	1999-2000	W	New York University	1	1	0	1965	W
Florida State	1	1	0	1972	W	Niagara	5	4	1	1947-1976	W
Fordham	2	2	0	1983-1985	W	Nicholls State	1	1	0	1993	W
Fort Lewis	1	1	0	2001	W	Northeastern	1	1	0	1988	W
Fresno State	16	11	5	1935-1999	L	Northwestern	2	1	1	1945-1989	W
Gila College	2	2	0	1931	W	North Dakota	3	2	1	1928	W
Gonzaga	1	0	1	1949	L	North Carolina	3	0	3	1976-1993	L
Georgetown	1	0	1	1984	L	N. Carolina-Charlotte	2	2	0	1988	W

# all-time series records

OPPONENT	G	W	L	FIRST-LAST	LAST
North Carolina State	2	0	2	1952-1956	L
North Texas	2	2	0	1980-1989	W
Northern Arizona	1	0	1	1946	L
Northeast Louisiana	2	2	0	1975-1994	W
Northwestern (La.) St.	2	1	1	1948-1994	W
N.W. Oklahoma State	1	1	0	1948	W
Notre Dame	7	3	4	1956-2000	L
Occidental	1	1	0	1929	W
Ohio State	7	3	4	1956-1998	W
Oklahoma	4	2	2	1960-1992	W
Oklahoma Baptist	1	1	0	1993	W
Oklahoma City	6	0	6	1955-1976	L
<b>Oklahoma State</b>	<b>5</b>	<b>3</b>	<b>2</b>	<b>1961-1994</b>	<b>W</b>
Old Dominion	1	1	0	1976	W
Omaha	1	1	0	1943	W
Oral Roberts	4	4	0	1978-1986	W
Oregon	19	7	12	1954-1998	L
Oregon State	15	4	11	1927-1992	L
Pacific	6	3	3	1961-1997	W
Penn State	4	1	3	1979-1998	L
<b>Pepperdine</b>	<b>5</b>	<b>1</b>	<b>4</b>	<b>1944-2002</b>	<b>L</b>
Phillips	2	1	1	1928	L
Pittsburgh	1	1	0	1986	W
Portland	2	2	0	1957-1959	W
Portland State	1	1	0	1978	W
Princeton	4	4	0	1981-1992	W
Providence	2	2	0	1962-1983	W
Purdue	1	1	0	1978	W
Regis	3	3	0	1949-1951	W
Rhode Island	3	1	2	1975-1978	L
<b>Rice</b>	<b>5</b>	<b>3</b>	<b>2</b>	<b>1963-2000</b>	<b>W</b>
Ricks College	2	2	0	1927-1940	W
Rutgers	1	0	1	1990	L
<b>St. Bonaventure</b>	<b>2</b>	<b>2</b>	<b>0</b>	<b>1965-1967</b>	<b>W</b>
St. Francis	2	1	1	1953-1969	W
St. John's	8	1	7	1951-1991	L
St. Joseph's	8	4	4	1962-1983	L
St. Louis	4	3	1	1930-1954	L
St. Mary's (Calif.)	6	5	1	1956-1988	L
<b>San Diego, U. of</b>	<b>1</b>	<b>1</b>	<b>0</b>	<b>2001</b>	<b>W</b>
<b>San Diego State</b>	<b>50</b>	<b>35</b>	<b>15</b>	<b>1941-2002</b>	<b>L</b>
<b>San Francisco</b>	<b>8</b>	<b>4</b>	<b>4</b>	<b>1946-2002</b>	<b>W</b>
San Jose State	8	7	1	1948-1999	L
Santa Clara	18	13	5	1951-1994	W
Seattle	7	5	2	1963-1976	W
Seton Hall	2	1	1	1950-1959	L
Siena	1	1	0	1989	W
Snow College	4	4	0	1929-1946	W
South Alabama	2	1	1	2000	W
South Carolina	2	1	1	1990-1993	W
South Carolina State	1	1	0	1999	W
Southeastern College	1	1	0	1925	W
Southern California	6	2	4	1933-2000	L
Southern Idaho	13	10	3	1937-1946	W
Southern Illinois	1	1	0	2000	W
Southern Methodist	4	2	2	1986-1997	L
<b>Southern Utah</b>	<b>5</b>	<b>5</b>	<b>0</b>	<b>1992-2001</b>	<b>W</b>
Southwest Missouri	2	1	1	1985-1987	L
Stanford	5	4	1	1969-2001	W
Stetson	1	0	1	1990	L
Syracuse	4	0	4	1947-1969	L
Tennessee	2	0	2	1957-1980	L
Tennessee Tech	1	1	0	1992	W

OPPONENT	G	W	L	FIRST-LAST	LAST
Temple	3	2	1	1942-1966	W
Texas	5	3	2	1967-1978	L
Texas-Arlington	1	1	0	1988	W
Texas A&M	1	1	0	1972	W
Texas A&M Corpus Christi	1	1	0	2001	W
Texas Christian	7	4	3	1953-1999	W
Texas Southern	1	1	0	1999	W
UTEP	64	39	25	1966-1999	W
Texas Tech	4	3	1	1967-1996	L
<b>Toledo</b>	<b>3</b>	<b>2</b>	<b>1</b>	<b>1949-1955</b>	<b>W</b>
Tulane	1	1	0	1995	W
Tulsa	10	6	4	1979-1998	L
UCLA	21	11	10	1929-1988	L
<b>Utah</b>	<b>232</b>	<b>116</b>	<b>116</b>	<b>1909-2002</b>	<b>W</b>
<b>Utah State</b>	<b>218</b>	<b>132</b>	<b>86</b>	<b>1905-2001</b>	<b>L</b>
Valparaiso	2	1	1	1945-1949	W
Vanderbilt	1	0	1	1957	L
Villanova	3	1	2	1951-1984	L
Virginia	4	1	3	1981-1998	L
Virginia Commonwealth	1	1	0	1983	W
<b>Virginia Tech</b>	<b>1</b>	<b>1</b>	<b>0</b>	<b>1967</b>	<b>W</b>
Wake Forest	3	1	2	1952-1969	L
Washington	17	8	9	1950-1998	L
Washington State	8	4	4	1946-1998	L
Weber College	5	4	1	1938-1949	W
<b>Weber State</b>	<b>27</b>	<b>18</b>	<b>9</b>	<b>1973-2001</b>	<b>W</b>
West Virginia	2	1	1	1947-1973	W
Western Carolina	1	1	0	1981	W
Western State	11	10	1	1924-1937	W
Western Kentucky	3	0	3	1946-1955	L
Western Washington	1	1	0	1993	W
Wichita State	7	1	6	1962-1989	W
Wisconsin	1	0	1	1931	L
Wisconsin-Milwaukee	1	1	0	1972	W
Wittenberg	1	0	1	1930	L
Wofford College	1	1	0	1998	W
<b>Wyoming</b>	<b>154</b>	<b>87</b>	<b>67</b>	<b>1929-2002</b>	<b>L</b>
Xavier	2	2	0	1964-1968	W
Yale	1	1	0	1984	W

## INTRACONFERENCE RECORD

	G	W	L	Pct.
Air Force	47	39	8	.830
Colorado State	116	73	43	.629
New Mexico	109	62	47	.569
San Diego State	50	35	15	.700
UNLV	13	6	7	.462
Utah	232	116	116	.500
Wyoming	154	87	67	.565
Total	721	418	303	.580

## CLEVELAND VS. MWC TEAMS

	G	W	L	Pct.
Air Force	9	6	3	.667
Colorado State	8	3	5	.375
New Mexico	12	6	6	.500
San Diego State	10	8	2	.800
UNLV	9	4	5	.444
Utah	12	3	9	.250
Wyoming	9	5	4	.555
Total	69	35	34	.507

# series vs. opponents results

## TOLEDO

Overall Series Record: BYU leads 2-1  
 BYU Record in Provo: 0-0  
 BYU Record in Toledo: 1-0  
 BYU Record at Neutral Sites: 1-1  
 BYU Record under Steve Cleveland: 0-0  
 BYU Record in Overtime Games: N/A  
 Longest BYU Win Streak: 2 (1951-present)  
 Longest Toledo Win Streak: 1 (1949)  
 Largest BYU Margin of Victory: 19 in 1955  
 Largest Toledo Margin of Victory: 15 in 1949  
 Most points scored by BYU: 89 in 1955  
 Most Points Scored by Toledo: 70 in 1955

Date	Opponent	Score	W/L
12-31-49	vs. Toledo*	51-66	L
12-12-51	at Toledo	58-57	W
12-27-55	vs. Toledo**	89-70	W

\* Los Angeles Invitational \*\* Motor City Tournament

## KANSAS STATE

Overall Series Record: Kansas State leads 3-2  
 BYU Record in Provo: 2-0  
 BYU Record in Manhattan: 0-2  
 BYU Record at Neutral Sites: 0-1  
 BYU Record under Steve Cleveland: 0-0  
 BYU Record in Overtime Games: N/A  
 Longest BYU Win Streak: 1 (1971)  
 Longest Kansas State Win Streak: 1(1973)  
 Largest BYU Margin of Victory: 9, 77-68 in 1958  
 Largest Kansas State Margin of Victory: 31, 55-86 in 1959  
 Most points scored by BYU: 85 in 1973  
 Most Points Scored by Kansas State: 95 in 1973

Date	Opponent	Score	W/L
3-23-51	vs. Kansas St.#	54-64	L
12-15-58	Kansas St.	77-68	W
12-18-59	at Kansas St.	55-86	L
12-3-71	Kansas St.*	78-72	W
12-15-73	at Kansas St.	85-95	L

\*BYU Basketball Classic  
 #NCAA

## MICHIGAN

Overall Series Record: Tied 2-2  
 BYU Record in Provo: 1-0  
 BYU Record in Ann Arbor: 0-1  
 BYU Record at Neutral Sites: 1-1  
 BYU Record under Steve Cleveland: 0-0  
 BYU Record in Overtime Games: N/A  
 Longest BYU Win Streak: 1 (1972)  
 Longest Michigan Win Streak: 1 (1991)  
 Largest BYU Margin of Victory: 10 in 1954  
 Largest Michigan Margin of Victory: 3 in 1991  
 Most points scored by BYU: 83 in 1991  
 Most Points Scored by Michigan: 86 in 1991

Date	Opponent	Score	W/L
12-22-54	Michigan	70-60	W
12-30-55	at Michigan	79-80	L
12-07-72	vs. Michigan	83-77	W
12-28-91	vs. Michigan ^	83-86	L

^ Red Lobster (Orlando)

## ST. BONAVENTURE

Overall Series Record: BYU leads 2-0  
 BYU Record in Provo: 0-0  
 BYU Record at St. Bonaventure: 0-0  
 BYU Record at Neutral Sites: 2-0  
 BYU Record under Steve Cleveland: 0-0  
 BYU Record in Overtime Games: N/A  
 Longest BYU Win Streak: 2 (1965 - present)  
 Longest St. Bonaventure Win Streak: 0  
 Largest BYU Margin of Victory: 12 in 1965 and 1966  
 Largest St. Bonaventure Margin of Victory: 0  
 Most points scored by BYU: 99 in 1965  
 Most Points Scored by St. Bonaventure: 87 in 1965

Date	Opponent	Score	W/L
12-29-65	vs. St. Bonaventure	99-87	W
12-27-66	vs. St. Bonaventure*	96-84	W

\*Holiday Festival

## VIRGINIA TECH

Overall Series Record: BYU leads 1-0  
 BYU Record in Provo: 0-0  
 BYU Record in Blacksburg: 0-0  
 BYU Record at Neutral Sites: 1-0  
 BYU Record under Steve Cleveland: 0-0  
 BYU Record in Overtime Games: N/A  
 Longest BYU Win Streak: 1 in 1967  
 Longest Virginia Tech Win Streak: 0  
 Largest BYU Margin of Victory: 33 in 1967  
 Largest Virginia Tech Margin of Victory: 0  
 Most points scored by BYU: 97 in 1967  
 Most Points Scored by Virginia Tech: 64 in 1967

Date	Opponent	Score	W/L
12-29-67	vs. Virginia Tech*	97-64	W

\*All College Tournament

## RICE

Overall Series Record: BYU leads 3-2  
 BYU Record in Provo: 1-1  
 BYU Record in Houston: 0-1  
 BYU Record at Neutral Sites: 1-1  
 BYU Record under Steve Cleveland: 1-0  
 BYU Record in Overtime Games: N/A  
 Longest BYU Win Streak: 2 (1963-71)  
 Longest Rice Win Streak: 2 (1997)  
 Largest BYU Margin of Victory: 23 (1971)  
 Largest Rice Margin of Victory: 24 (1997)  
 Most Points Scored by BYU: 96 (1971)  
 Most Points Scored by Rice: 78 (1963)


Date	Opponent	Score	W/L
12-20-63	Rice	89-78	W
12-29-71	vs. Rice+	96-73	W
1-23-97	Rice	59-62	L
2-22-97	at Rice	44-68	L
12-9-00	vs. Rice	59-49	W

## ARIZONA STATE

Overall Series Record: BYU leads 25-21  
 BYU Record in Provo: 20-4  
 BYU Record in Tempe: 4-16  
 BYU Record at Neutral Sites: 1-1  
 BYU Record under Steve Cleveland: 2-1  
 BYU Record in Overtime Games: 1-1 both in Tempe  
 Last Overtime Game: 1977, lost at ASU, 86-84  
 Longest BYU Win Streak: 4 (1964-66)  
 Longest ASU Win Streak:

4 two times (1961-1974, 1974-76)  
 Largest BYU Margin of Victory: 19, 52-33 in 1946  
 Largest ASU Margin of Victory: 40, 94-54 in 1961  
 Most Points Scored by BYU: 111 two times in 1965,72  
 Most Points Scored by ASU: 110 two times in 1964, 75

Date	Opponent	Score	W/L
12-5-46	vs. Arizona State	55-58	L
12-6-46	vs. Arizona State	52-33	W
12-15-47	Arizona State	46-45	W
12-16-47	Arizona State	48-45	W
12-30-61	at Arizona State	54-94	L
1-11-63	at Arizona State	84-89	L
2-16-63	Arizona State	87-104	L
2-14-64	at Arizona State	85-110	L
2-29-64	Arizona State	106-90	W
1-16-65	at Arizona State	111-102	W
2-27-65	Arizona State	104-91	W
1-7-66	Arizona State	95-81	W
2-18-66	at Arizona State	94-101	L
1-14-67	at Arizona St. (OT)	78-74	W
3-3-67	Arizona State	110-93	W
1-13-68	Arizona State	94-78	W
3-1-68	at Arizona State	97-99	L
1-25-69	at Arizona State	94-109	L
2-13-69	Arizona St	102-89	W
1-9-70	at Arizona State	88-98	L
2-12-70	Arizona State	97-91	W
1-28-71	at Arizona State	86-87	L
2-27-71	Arizona State	83-74	W
1-7-72	Arizona State	111-102	W
2-12-72	at Arizona State	95-99	L
1-27-73	Arizona State	81-67	W
2-23-73	at Arizona State	90-86	W
1-25-74	Arizona State	89-71	W
2-23-74	at Arizona State	77-100	L



In 1999 Arizona State came to Provo and was defeated by Silester Rivers and the BYU Cougars 78-67. Mekeli Wesley led BYU with 26 points. Terrell Lyday scored 17 points and Rivers added 10 points.

# series vs. opponents results

1-10-75	Arizona State	80-110	L
2-15-75	at Arizona State	79-99	L
1-17-76	at Arizona State	68-83	L
2-13-76	Arizona State	93-89	W
1-20-77	at Arizona St. (OT)	84-86	L
2-19-77	Arizona State	65-84	L
1-21-78	Arizona State	96-89	W
2-16-78	at Arizona State	75-76	L
12-12-86	Arizona State ^	91-85	W
12-5-89	at Arizona State	65-64	W
12-12-90	Arizona State	74-82	L
12-1-92	Arizona State	108-98	W
11-27-93	at Arizona State	95-106	L
3-17-94	Arizona State (NIT)	74-67	W
12-7-99	Arizona State	78-67	W
12-2-00	at Arizona State	52-80	L
11-24-01	Arizona State	82-70	W

## CREIGHTON

Overall Series Record: BYU leads 5-2  
 BYU Record in Provo: 2-0  
 BYU Record at Creighton: 2-2  
 BYU Record at Neutral Sites: 1-0  
 BYU Record under Steve Cleveland: 1-0  
 BYU Record in Overtime Games: N/A  
 Longest BYU Win Streak: 4 (1934-71)  
 Longest Creighton Win Streak: 1 (twice)  
 Largest BYU Margin of Victory: 35, 109-74 in 1964  
 Largest Creighton Margin of Victory: 13, 99-86 in 1973  
 Most Points Scored by BYU: 109 in 1964  
 Most Points Scored by Creighton: 99 in 1973

Date	Opponent	Score	W/L
12-19-31	at Creighton	36-41	L
12-20-34	at Creighton	48-38	W

12-19-35	at Creighton	43-36	W
12-28-64	vs. Creighton*	109-74	W
* All College Tournament			
12-11-71	Creighton	96-68	W
12-17-73	at Creighton @ Omaha	86-99	L
12-8-01	Creighton	61-52	W

## SAN DIEGO

Overall Series Record: BYU leads 1-0  
 BYU Record in Provo: 0-0  
 BYU Record in San Diego: 1-0  
 BYU Record at Neutral Sites: 0-0  
 BYU Record under Steve Cleveland: 1-0  
 BYU Record in Overtime Games: N/A  
 Longest BYU Win Streak: 1 (2001-present)  
 Longest San Diego Win Streak: N/A  
 Largest BYU Margin of Victory: 11, 70-59 in 2001  
 Largest San Diego Margin of Victory: N/A  
 Most Points Scored by BYU: 70 in 2001  
 Most Points Scored by ASU: 59 in 2001

Date	Opponent	Score	W/L
11-17-01	at U of San Diego	70-59	W

## UTAH STATE

Overall Series Record: BYU leads 132-86  
 BYU Record in Provo: 81-31  
 BYU Record in Logan: 51-55  
 BYU Record at Neutral Sites: 0-0  
 BYU Record under Steve Cleveland: 3-2  
 BYU Record in Overtime Games: 2-4\* (0-2 Rd, 2-2 Hm)  
 \*BYU is 1-0 in 20T games, winning in Provo in 1978  
 Last Overtime Game: 2001, lost at Utah State, 81-90  
 Longest BYU Win Streak:  
 15 two times (1906-12, 1986-93)  
 Longest Utah State Win Streak: 9 (1981-85)  
 Largest BYU Margin of Victory: 34, 115-81 in 1966  
 Largest Utah State Margin of Victory:  
 36, 55-19 in 1923  
 Most Points Scored by BYU: 121 in 1987  
 Most Points Scored by Utah State: 112 in 1987

Date	Opponent	Score	W/L
2-23-06	at Utah State	21-14	W
3-3-06	Utah State	19-11	W
2-16-07	Utah State	44-11	W
3-1-07	at Utah State	23-12	W
1-18-08	at Utah State	29-16	W
2-1-08	Utah State	43-19	W
2-6-09	Utah State	37-11	W
2-26-09	at Utah State	37-13	W
1-15-10	at Utah State	40-20	W
2-18-10	Utah State	47-31	W
2-4-11	at Utah State	29-19	W
2-18-11	Utah State	37-21	W
2-3-12	Utah State	36-17	W
2-9-12	at Utah State	37-16	W
2-15-13	at Utah State	33-23	W
3-1-13	Utah State	20-29	L
2-21-14	Utah State	41-21	W
3-6-14	at Utah State	28-19	W
2-13-15	Utah State	29-21	W
2-26-15	at Utah State	31-23	W
2-12-16	Utah State	42-17	W
2-26-16	at Utah State	23-37	L
2-17-17	Utah State	43-22	W
3-8-17	at Utah State	34-27	W
3-8-19	at Utah State	34-27	W
1-31-20	at Utah State	27-55	L
1921	at Utah State	43-45	L

1921	Utah State	30-28	W
1922	Utah State	39-22	W
1922	at Utah State	34-36	L
2-2-23	at Utah State	19-55	L
2-3-23	at Utah State	30-36	L
2-23-23	Utah State	22-23	L
2-24-23	Utah State	37-26	W
2-8-24	Utah State	36-43	L
2-9-24	Utah State	38-21	W
2-22-24	at Utah State	30-27	W
2-23-24	at Utah State	32-25	W
1-23-25	at Utah State	29-26	W
1-24-25	at Utah State	22-42	L
2-13-25	Utah State	48-36	W
2-14-25	Utah State	24-23	W
1-29-26	Utah State	31-49	L
1-30-26	Utah State	36-32	W
2-26-26	Utah State	52-43	W
2-27-26	Utah State	34-36	L
1-21-27	at Utah State	47-50	L
1-22-27	at Utah State	34-62	L
3-4-27	Utah State	38-44	L
3-5-27	Utah State	35-42	L
2-10-28	Utah State	49-34	W
2-11-28	Utah State	31-39	L
2-1928	at Utah State	41-52	L
2-1928	at Utah State	42-48	L
1-1-29	at Utah State	53-45	W
2-2-29	at Utah State	46-34	W
3-1-29	Utah State	49-45	W
3-2-29	Utah State	50-52	L
1-17-30	Utah State	37-39	L
1-18-30	Utah State	53-37	W
2-14-30	at Utah State	49-36	W
2-15-30	at Utah State	41-55	L
1-30-31	at Utah State	59-61	L
1-31-31	at Utah State	45-39	W
2-20-31	Utah State	61-51	W
2-21-31	Utah State	53-40	W
1-22-32	Utah State (OT)	45-47	L
1-23-32	Utah State	40-37	W
2-26-32	at Utah State	39-32	W
2-27-32	at Utah State	63-50	W
1-27-33	at Utah State	33-40	L
1-28-33	at Utah State	59-44	W
2-24-33	Utah State	37-30	W
2-25-33	Utah State	48-36	W
1-12-34	Utah State	57-34	W
1-13-34	Utah State	42-35	W
2-16-34	at Utah State	48-37	W
2-17-34	at Utah State	35-43	L
1-25-35	at Utah State	39-38	W
1-26-35	at Utah State	27-41	L
2-8-35	Utah State (OT)	47-48	L
2-9-35	Utah State	40-39	W
2-7-36	Utah State	35-36	L
2-8-36	Utah State	33-37	L
2-21-36	at Utah State	39-32	W
2-22-36	at Utah State	41-51	L
1-15-37	Utah State	31-40	L
1-16-37	Utah State	49-35	W
2-12-37	at Utah State	55-45	W
2-13-37	at Utah State	38-47	L
1-21-38	at Utah State	53-60	L
2-25-38	Utah State	58-50	W
1-7-39	Utah State	46-54	L
3-4-39	at Utah State	38-53	L
2-10-40	at Utah State	35-55	L
2-17-40	Utah State	49-43	W
1-10-41	Utah State	66-34	W
3-8-41	at Utah State	47-48	L
1-10-42	at Utah State	54-24	W



In his first game as a Cougar, Trent Whiting scored a game-high 22 points, including this near half-court shot just before the halftime buzzer. He helped BYU defeat Utah State for the third year in a row.

2-21-42	Utah State	57-52	W
1-15-43	at Utah State	38-43	L
1-16-43	at Utah State	58-41	W
2-19-43	Utah State	44-38	W
2-20-43	Utah State	63-59	W
2-3-45	Utah State	50-41	W
3-7-45	at Utah State	64-37	W
1-12-46	at Utah State	47-29	W
2-23-46	Utah State	64-48	W
2-22-47	Utah State	62-40	W
3-4-47	at Utah State	49-52	L
1-31-48	Utah State	66-47	W
2-28-48	at Utah State	65-68	L
1-21-49	Utah State	60-51	W
1-22-49	Utah State	64-56	W
2-11-49	at Utah State	54-58	L
2-12-49	at Utah State	67-54	W
1-21-50	Utah State	71-41	W
1-23-50	at Utah State	48-47	W
2-24-50	at Utah State	60-46	W
2-25-50	Utah State	63-35	W
1-12-51	at Utah State	72-59	W
1-13-51	at Utah State	68-72	L
2-2-51	Utah State	83-57	W
2-3-51	Utah State	51-42	W
2-1-52	at Utah State	40-57	L
2-15-52	Utah State	69-67	W
1-3-53	at Utah State	72-66	W
1-31-53	Utah State	77-60	W
1-14-54	at Utah State	68-73	L
1-23-54	Utah State	75-63	W
1-15-55	Utah State	58-62	L
2-17-55	at Utah State	71-76	L
1-28-56	at Utah State	56-63	L
2-9-56	Utah State	92-62	W
1-18-57	at Utah State	75-76	L
1-25-57	Utah State	93-76	W
1-31-58	at Utah State	67-55	W
2-15-58	Utah State	69-66	W
1-30-59	Utah State	77-54	W
2-14-59	at Utah State	67-74	L
1-29-60	at Utah State	53-84	L
2-13-60	Utah State	64-75	L
1-27-61	Utah State	75-57	W
2-13-61	at Utah State	73-94	L
1-26-62	at Utah State	69-88	L
2-10-62	Utah State	70-80	L
1-5-63	at Utah State	58-69	L
1-26-63	Utah State	67-70	L
1-25-64	at Utah State	90-105	L
1-31-64	Utah State	73-90	L
1-9-65	at Utah State	99-90	W
2-6-65	Utah State	89-80	W
1-22-66	Utah State	115-81	W
2-11-66	at Utah State	96-88	W
1-6-67	Utah State	92-66	W
2-4-67	at Utah State	88-113	L
1-6-68	Utah State	104-98	W
2-1-68	at Utah State	118-103	W
1-11-69	at Utah State	84-91	L
1-30-69	Utah State	113-82	W
1-15-70	at Utah State	94-97	L
3-4-70	Utah State	73-86	L
12-19-70	Utah State	111-83	W
1-23-71	at Utah State	70-72	L
3-13-71	at Utah State	91-82	W
12-21-71	at Utah State	87-84	W
1-22-72	Utah State	101-82	W
12-16-72	Utah State	88-80	W
1-20-73	at Utah State	79-69	W
12-22-73	Utah State	86-87	L
1-19-74	at Utah State	86-93	L
12-28-74	Utah State	79-83	L
2-1-75	at Utah State	84-92	L
12-17-75	at Utah State	76-87	L
1-10-76	Utah State	73-75	L
12-4-76	at Utah State	93-95	L
1-8-77	Utah State	85-77	W

12-21-77	at Utah State	89-91	L
1-7-78	Utah State (20T)	85-84	W
12-6-78	Utah State	99-80	W
1-6-79	at Utah State	68-84	L
12-22-79	at Utah State	89-84	W
2-12-80	Utah State	84-83	W
12-6-80	at Utah State	82-79	W
12-27-80	Utah State	104-89	W
12-8-81	at Utah State	51-43	W
12-26-81	Utah State	74-79	L
11-30-82	Utah State	69-75	L
12-14-82	at Utah State	68-80	L
11-26-83	at Utah State	78-90	L
12-9-83	Utah State*	81-83	L
12-4-84	Utah State	93-97	L
12-11-84	at Utah State (OT)	91-92	L
12-3-85	at Utah State	80-80	L
12-10-85	Utah State	76-88	L
12-3-86	Utah State	100-86	W
12-16-86	at Utah State	97-93	W
12-1-87	at Utah State	96-92	W
12-19-87	Utah State (OT)	121-112	W
12-17-88	Utah State	96-85	W
12-21-88	at Utah State	74-72	W
11-30-89	Utah State	71-65	W
12-12-89	Utah State	69-68	W
11-24-90	Utah State	98-94	W
12-1-90	at Utah State	63-58	W
11-26-91	at Utah State	82-66	W
12-13-91	Utah State*	93-77	W
12-4-92	at Utah State	93-83	W
12-18-92	Utah State	89-65	W
12-14-93	Utah State	78-65	W
12-1-94	at Utah State	59-83	L
12-5-95	Utah State	76-52	W
12-10-96	Utah State	64-61	W
11-29-97	at Utah State	69-72	L
1-2-99	Utah State	61-59	W
1-8-00	at Utah State	82-73	W
12-16-00	Utah State	69-67	W
12-1-01	at Utah State (OT)	81-90	L

### UC SANTA BARBARA

Overall Series Record: BYU leads 3-1  
 BYU Record in Provo: 2-0  
 BYU Record at UCSB: 1-1  
 BYU Record at Neutral Sites: 0-0  
 BYU Record under Steve Cleveland: 2-1  
 BYU Record in Overtime Games: N/A  
 Longest BYU Win Streak: 3 (1979-2000)  
 Longest UCSB Win Streak: 1 (2001-present)  
 Largest BYU Margin of Victory: 22, 87-65 in 1979  
 Largest UCSB Margin of Victory: 10, 68-58 in 2001  
 Most Points Scored by BYU: 87 in 1979  
 Most Points Scored by UCSB: 68 in 2001

Date	Opponent	Score	W/L
12-14-79	UC Santa Barbara*	87-65	W
12-29-99	at UC Santa Barbara	57-48	W
11-25-00	UC Santa Barbara	67-53	W
11-28-01	at UC Santa Barbara	58-68	L

### SAN FRANCISCO

Overall Series Record: Series tied at 4-4  
 BYU Record in Provo: 3-0  
 BYU Record in San Francisco: 0-3  
 BYU Record at Neutral Sites: 1-1  
 BYU Record under Steve Cleveland: 1-1  
 BYU Record in Overtime Games: N/A  
 Longest BYU Win Streak: 3 (1946-53)  
 Longest San Francisco Win Streak: 4 (1968-2000)  
 Largest BYU Margin of Victory: 14, 65-51 in 2001-02  
 Largest SF Margin of Victory: 23, 86-63 in 1979  
 Most Points Scored by BYU: 84 in 1974  
 Most Points Scored by San Francisco: 103 in 1974

12-20-46	vs. San Francisco+ + Reno Tournament	45-36	W
12-12-52	San Francisco	53-52	W
12-22-53	San Francisco	68-61	W
12-13-68	at San Francisco*	75-79	L
12-13-74	at San Francisco	84-103	L
3-10-79	vs. San Francisco# # NCAA (Tucson)	63-86	L
11-30-00	at San Francisco	70-80	L
1-2-02	San Francisco	65-51	W

### SOUTHERN UTAH

Overall Series Record: BYU leads 5-0  
 BYU Record in Provo: 5-0  
 BYU Record in Cedar City: 0-0  
 BYU Record at Neutral Sites: 0-0  
 BYU Record under Steve Cleveland: 3-0  
 BYU Record in Overtime Games: N/A  
 Longest BYU Win Streak: 5 (1992-Present)  
 Longest Southern Utah Win Streak: N/A  
 Largest BYU Margin of Victory: 46, 108-62 in 1992  
 Largest Southern Utah Margin of Victory: N/A  
 Most Points Scored by BYU: 108 in 1992  
 Most Points Scored by Southern Utah: 67 in 1994

Date	Opponent	Score	W/L
12-11-92	Southern Utah*	108-62	W
12-9-94	Southern Utah*	82-67	W
11-24-99	Southern Utah	92-66	W
12-14-00	Southern Utah	58-52	W
12-29-01	Southern Utah	79-58	W

\*Cougar Classic

### PEPPERDINE

Overall Series Record: Pepperdine leads 4-1  
 BYU Record in Provo: 1-1  
 BYU Record at Pepperdine: 0-3  
 BYU Record at Neutral Sites: 0-0  
 BYU Record under Steve Cleveland: 1-1  
 BYU Record in Overtime Games: 0-1 (0-1 at Pepperdine)  
 Last Overtime Game: 2001-02, lost at Pepperdine, 79-82  
 Longest BYU Win Streak: 1  
 Longest Pepperdine Win Streak: 3 (1944-85)  
 Largest BYU Margin of Victory: 1, 53-52 in 1997  
 Largest Pepperdine Margin of Victory: 10, 83-73 in 1985  
 Most Points Scored by BYU: 79 in 2001-02  
 Most Points Scored by Pepperdine: 83 in 1985

12-29-44	at Pepperdine	51-56	L
12-15-49	at Pepperdine*	39-45	L
12-14-85	Pepperdine^	73-83	L
12-13-97	Pepperdine*	53-52	W
1-5-02	at Pepperdine (OT)	79-82	L

### OKLAHOMA STATE

Overall Series Record: BYU leads 3-2  
 BYU Record in Provo: 1-1  
 BYU Record in Stillwater: 1-1  
 BYU Record at Neutral Sites: 1-0  
 BYU Record under Steve Cleveland: First meeting  
 BYU Record in Overtime Games: N/A  
 Longest BYU Win Streak: 3 (1971-94)  
 Longest Oklahoma St. Win Streak: 2 (1961-63)  
 Largest BYU Margin of Victory: 27 (1972)  
 Largest Oklahoma St. Margin of Victory: 17 (1961)  
 Most Points Scored by BYU: 96 (1972)  
 Most Points Scored by Oklahoma St.: 74 (1971)

Date	Opponent	Score	W/L
12-15-61	at Oklahoma State	44-61	L
12-12-63	Oklahoma State	64-71	L
12-15-71	at Oklahoma State	84-74	W
12-13-72	Oklahoma State	96-69	W
11-23-94	vs. Oklahoma St.*	69-59	W

(Great Alaska Shootout)

# series vs. opponents results

## WEBER STATE

Overall Series Record: BYU leads 18-9  
 BYU Record in Provo: 14-0  
 BYU Record in Ogden: 4-9  
 BYU Record at Neutral Sites: 0-0  
 BYU Record under Steve Cleveland: 4-1  
 BYU Record in Overtime Games: 2-2\* (0-2 Rd, 2-0 Hm)  
 \*BYU is 0-1 in 2OT games, lost in Ogden in 1983  
 Last Overtime Game: 1992, lost at Weber St, 77-83  
 Longest BYU Win Streak: 3, four times (1978-81, 85-87, 89-91, 99-present)  
 Longest Weber State Win Streak: 1 (9 times)  
 Largest BYU Margin of Victory: 33, 104-71 in 1987  
 Largest Weber State Margin of Victory: 21, 96-75 in 1976  
 Most Points Scored by BYU: 104 in 1987  
 Most Points Scored by Weber State: 97 in 1996

Date	Opponent	Score	W/L
11-30-73	Weber State	77-76	W
12-6-74	at Weber State	63-76	L
12-20-75	Weber State	89-80	W
11-27-76	at Weber State	75-96	L
1-3-78	Weber State	81-76	W
12-23-80	at Weber State	85-78	W
12-81	Weber State	63-55	W
1-6-83	at Weber State (2OT)	81-84	L
1-7-84	Weber State (OT)	86-81	W
12-8-84	at Weber State	79-87	L
12-28-85	Weber State (OT)	88-86	W
12-18-86	at Weber State	84-69	W
12-11-87	Weber State*	104-71	W
12-1-88	at Weber State	78-80	L
11-28-89	Weber State	81-65	W
11-29-90	at Weber State	69-57	W
12-21-91	Weber State	81-68	W
12-8-92	at Weber St. (OT)	77-83	L
12-21-93	Weber State	92-79	W
12-21-94	at Weber State	74-86	L
12-12-95	Weber State	91-86	W
12-4-96	at Weber State	80-97	L
12-12-97	Weber State*	83-70	W
11-19-98	at Weber State	80-83	L
12-11-99	Weber State*	66-53	W
12-28-00	at Weber State	84-75	W
12-5-01	Weber State	65-47	W

\*Cougar Classic

## IDAHO STATE

Overall Series Record: BYU leads 26-6  
 BYU Record in Provo: 9-2  
 BYU Record in Pocatello: 15-4  
 BYU Record at Neutral Sites: 2-0  
 BYU Record under Steve Cleveland: First meeting  
 BYU Record in Overtime Games: N/A  
 Longest BYU Win Streak: 15 (1944-76)  
 Longest Idaho St. Win Streak: 3 (1936-37)  
 Largest BYU Margin of Victory: 42 (1931)  
 Largest Idaho St. Margin of Victory: 10 (1944)  
 Most Points Scored by BYU: 102 (1976)  
 Most Points Scored by Idaho St.: 94 (1977)

Date	Opponent	Score	W/L
2-10-30	at Idaho State	51-33	W
2-9-31	at Idaho State	76-34	W
12-11-36	Idaho State	30-24	W
12-12-36	Idaho State	34-35	L
12-17-37	at Idaho State	30-38	L
12-18-37	at Idaho State	32-40	L
12-23-38	at Idaho State	40-17	W

12-24-38	at Idaho State	34-25	W
12-15-39	Idaho State	42-48	L
12-16-39	Idaho State	59-31	W
12-13-40	at Idaho State	39-27	W
12-14-40	at Idaho State	56-29	W
12-13-41	Idaho State	53-29	W
12-23-41	at Idaho State	45-28	W
12-15-44	at Idaho State	35-45	L
12-16-44	at Idaho State	45-33	W
12-10-45	vs. Idaho State	58-47	W
12-11-45	at Idaho State	54-47	W
12-14-46	Idaho State	50-39	W
11-26-48	at Idaho State	58-43	W
11-27-48	at Idaho State	52-46	W
12-2-49	at Idaho State	67-44	W
12-3-49	at Idaho State	83-56	W
11-28-52	at Idaho State	69-44	W
11-29-52	at Idaho State	65-47	W
12-4-53	Idaho State	70-59	W
12-5-53	Idaho State	63-50	W
3-16-57	vs. Idaho State (NCAA)	65-54	W
12-1-73	Idaho State	83-82	W
11-26-76	Idaho State	102-84	W
12-3-77	at Idaho State	87-94	L
12-11-81	Idaho State ^	77-71	W

## UNLV

Overall Series Record: UNLV leads 7-6  
 BYU Record in Provo: 4-2  
 BYU Record in Las Vegas: 2-5  
 BYU Record at Neutral Sites: 0-0  
 BYU Record under Steve Cleveland: 4-5  
 BYU Record in Overtime Games: 1-0 (1-0 in Las Vegas)  
 Last Overtime Game: 1981, won in 2OT in LV, 92-90  
 Longest BYU Win Streak: 2 (1981, 2000)  
 Longest UNLV Win Streak: 4 (1981-98)  
 Largest BYU Margin of Victory: 28, 91-63 in 2001  
 Largest UNLV Margin of Victory: 23, 79-56 in 2000  
 Most Points Scored by BYU: 92 in 1981  
 Most Points Scored by UNLV: 90 in 1981


Date	Opponent	Score	W/L
1-3-81	at UNLV (2OT)	92-90	W
2-6-81	UNLV	86-77	W
12-5-81	UNLV	63-66	L
2-12-82	at UNLV	50-52	L
1-22-98	at UNLV	63-76	L
2-21-98	UNLV	76-84	L
1-10-00	at UNLV	77-75	W
2-19-00	UNLV	83-82	W
3-11-00	at UNLV (MWC Tourn.)	56-79	L
1-15-01	UNLV	91-63	W
2-10-01	at UNLV	56-68	L
1-15-02	UNLV	60-47	W
2-9-02	at UNLV	70-73	L

## SAN DIEGO STATE

Overall Series Record: BYU leads 35-15  
 BYU Record in Provo: 21-2  
 BYU Record in San Diego: 14-12  
 BYU Record at Neutral Sites: 0-1  
 BYU Record under Steve Cleveland: 8-2  
 BYU Record in Overtime Games: 2-2 (1-1 Rd, 1-1 Hm)  
 Last Overtime Game: 1996-97, lost in Provo, 86-89  
 Longest BYU Win Streak: 11 (1990-95)  
 Longest SDSU Win Streak: 3 (1941-77)  
 Largest BYU Margin of Victory: 40, 106-66 in 1982  
 Largest SDSU Margin of Victory: 19, 89-70 in 1985

Most Points Scored by BYU: 123 in 1980  
 Most Points Scored by SDSU: 104 in 1977

Date	Opponent	Score	W/L
12-19-41	at San Diego St.	45-49	L
12-20-41	at San Diego St.	40-42	L
12-23-77	at San Diego St.	88-104	L
2-3-79	San Diego State	88-80	W
3-2-79	at San Diego St.	96-95	W
1-24-80	at San Diego St.	123-91	W
3-1-80	San Diego State	114-81	W
1-8-81	San Diego State	84-73	W
2-14-81	at San Diego St.	72-73	L
1-28-82	at San Diego St.	66-80	L
2-27-82	San Diego State	106-66	W
1-14-83	San Diego State	96-74	W
2-12-83	at San Diego St.	69-67	W
1-20-84	at San Diego St.	75-79	L
2-16-84	San Diego St. (OT)	94-92	W
1-12-85	at San Diego St.	70-89	L
1-31-85	San Diego State	71-77	L
1-11-86	San Diego State	82-70	W
2-6-86	at San Diego St.	81-71	W
1-15-87	San Diego State	94-82	W
2-26-87	at San Diego State	85-68	W
1-9-88	San Diego State	92-65	W
2-18-88	at San Diego St. (OT)	80-82	L
1-12-89	San Diego State	85-81	W
2-9-89	at San Diego St.	74-89	L
1-6-90	at San Diego St.	63-60	W
2-1-90	San Diego State	75-58	W
1-3-91	at San Diego State	73-61	W
2-7-91	San Diego State	75-55	W
1-6-92	at San Diego St.	89-59	W
2-29-92	San Diego State	98-78	W
1-21-93	San Diego State	76-64	W



UNLV is the lone Mountain West Conference school that BYU has a losing record against. UNLV leads 7-6 in the series.



2-13-93	at San Diego St.	80-73	W
1-20-94	at San Diego St. (OT)	83-82	W
2-10-94	San Diego State	101-87	W
1-12-95	San Diego State	66-57	W
2-18-95	at San Diego St.	52-58	L
1-13-96	at San Diego St.	76-83	L
2-15-96	San Diego State	81-68	W
12-31-96	San Diego St. (OT)	86-89	L
11-14-97	at San Diego St.	73-59	W
1-14-99	at San Diego State	83-76	W
2-13-99	San Diego State	93-76	W
2-3-00	at San Diego State	72-50	W
3-4-00	San Diego State	67-50	W
1-13-01	San Diego State	79-50	W
2-12-01	at San Diego St.	69-66	W
1-12-02	San Diego State	75-64	W
2-11-02	at San Diego St.	73-77	L
3-7-02	v. San Diego St. (MWC)	51-62	L


## UTAH

Overall Series Record: Tied 116-116  
 BYU Record in Provo: 65-46  
 BYU Record in Salt Lake: 45-68  
 BYU Record at Neutral Sites: 6-2  
 BYU Record under Steve Cleveland: 3-9  
 BYU Record in OT Games: 4-6\* (1-1 Rd, 2-5 Hm, 1-0 Ntrl)  
 \*1-0 in 2OT, 0-2 in 3OT - all in Provo (83-85)  
 Last Overtime Game: 1991, won v. Utah @ WAC, 51-49  
 Longest BYU Win Streak: 8 (1909-12)  
 Longest Utah Win Streak: 12 (1995-2000)  
 Largest BYU Margin of Victory: 31 two times (1965, 94)  
 Largest Utah Margin of Victory: 36, 85-49 (1997)  
 Most Points Scored by BYU: 115 (1966)  
 Most Points Scored by Utah: 106 two times (1962, 1963)

Date	Opponent	Score	W/L
1-23-09	Utah	32-9	W
3-5-09	at Utah	40-27	W
2-2-10	at Utah	31-27	W
2-11-10	Utah	31-17	W
1-28-11	Utah	47-27	W
2-25-11	at Utah	33-26	W
2-17-12	at Utah	36-25	W
3-2-12	Utah	32-25	W
2-8-13	Utah	31-49	L
2-22-13	at Utah (OT)	25-28	L
2-14-14	at Utah	23-36	L
2-28-14	Utah	32-24	W
2-20-15	Utah	29-28	W
3-12-15	at Utah	20-38	L
2-4-16	at Utah	26-41	L
3-4-16	Utah	30-38	L
2-10-17	Utah	38-32	W
2-23-17	at Utah	54-33	W
2-9-18	Utah	21-27	L
2-23-18	at Utah	38-28	W
2-7-19	at Utah	22-50	L
3-8-19	Utah	21-31	L
3-4-20	at Utah	30-41	L
1921	Utah	22-16	W
1921	at Utah	16-29	L
1922	Utah	32-27	W
1922	at Utah	29-16	W
1-26-23	Utah	36-29	W
1-27-23	Utah	25-19	W
2-16-23	at Utah	33-35	L
2-17-23	at Utah	18-24	L
1-25-24	at Utah	38-21	W
1-26-24	at Utah	36-26	W
2-15-24	Utah	37-22	W
2-16-24	Utah	34-32	W
2-6-25	Utah	33-35	L
2-7-25	Utah	42-25	W
2-27-25	at Utah	24-36	L
2-28-25	at Utah	41-36	W
1-22-26	at Utah	22-21	W
1-23-26	at Utah	35-31	W

2-12-26	Utah	34-39	L
2-13-26	Utah	37-24	W
1-28-27	Utah	39-42	L
1-29-27	Utah	35-37	L
2-25-27	at Utah	31-34	L
2-26-27	at Utah (OT)	40-34	W
1-27-28	at Utah	37-30	W
1-28-28	at Utah	35-31	W
2-17-28	Utah	25-31	L
2-18-28	Utah	26-31	L
1-18-29	Utah	41-38	W
1-19-29	Utah	49-45	W
2-8-29	at Utah	41-56	L
2-9-29	at Utah	53-37	W
1-31-30	at Utah	49-53	L
2-1-30	at Utah	30-38	L
2-28-30	Utah	56-31	W
3-1-30	Utah	59-42	W
1-23-31	Utah (OT)	51-52	L
1-24-31	Utah	43-45	L
2-27-31	at Utah	39-49	L
2-28-31	at Utah	57-49	W
1-15-32	Utah	44-36	W
1-16-32	Utah	39-40	L
2-5-32	at Utah	32-35	L
2-6-32	at Utah	43-34	W
3-1-32	vs. Utah	31-25	W
1-13-33	Utah	40-27	W
1-14-33	Utah	33-34	L
2-17-33	at Utah	43-42	W
2-18-33	at Utah	36-50	L
3-4-33	vs. Utah	43-26	W
1-26-34	at Utah	41-37	W
1-27-34	at Utah	30-43	L
2-9-34	Utah	45-31	W
2-10-34	Utah	40-28	W
1-11-35	Utah	54-25	W
1-12-35	Utah	56-53	W
2-15-35	at Utah	46-50	L
2-16-35	at Utah	43-52	L
1-17-36	Utah	42-34	W
1-18-36	Utah	47-42	W
2-14-36	at Utah	35-36	L
2-15-36	at Utah	37-36	W
1-29-37	at Utah	30-45	L
1-30-37	at Utah	40-41	L
2-19-37	Utah	35-43	L
2-20-37	Utah	36-31	W
1-22-38	Utah	41-48	L
3-4-38	at Utah	43-54	L
1-20-39	Utah	40-32	W
3-3-39	at Utah	47-52	L
2-9-40	at Utah	39-45	L
2-23-40	Utah	52-41	W
2-8-41	Utah	27-32	L
3-7-41	at Utah	39-50	L
2-7-42	at Utah	50-42	W
3-7-42	Utah	42-40	W
1-29-43	Utah	41-30	W
1-30-43	Utah	41-29	W
2-12-43	at Utah	44-34	W
2-13-43	at Utah	47-45	W
1-26-45	Utah	46-51	L
3-3-45	at Utah	52-56	L
2-9-46	at Utah	28-46	L
3-9-46	Utah	53-71	L
2-8-47	Utah	54-62	L
3-8-47	at Utah	66-82	L
1-17-48	at Utah	65-63	W
2-21-48	Utah	55-51	W
1-29-49	at Utah	56-55	W
1-31-49	Utah	65-45	W
2-18-49	at Utah	49-58	L
2-19-49	Utah	52-54	L
1-28-50	at Utah	71-51	W
1-30-50	Utah	61-51	W
2-17-50	Utah	42-56	L
2-18-50	at Utah	56-46	W

12-27-50	vs. Utah*	49-58	L
2-16-51	at Utah	73-60	W
2-17-51	Utah	49-54	L
3-2-51	at Utah	58-67	L
3-3-51	Utah	69-50	W
2-2-52	Utah	48-51	L
3-8-52	at Utah	50-61	L
2-14-53	Utah	62-50	W
2-21-53	at Utah	73-50	W
2-19-54	at Utah	85-76	W
2-20-54	Utah	64-70	L
2-11-55	Utah (OT)	76-74	W
2-12-55	at Utah	71-78	L
2-11-56	at Utah	63-82	L
2-24-56	Utah	77-82	L
2-10-57	Utah	81-77	W
2-21-57	at Utah	66-88	L
1-24-58	at Utah	81-67	W
2-27-58	Utah	56-74	L
1-23-59	Utah	56-70	L
2-26-59	Utah (OT)	74-76	L
1-22-60	at Utah	69-76	L
2-25-60	Utah	75-87	L
1-20-61	Utah	91-86	W
2-23-61	at Utah	80-95	L
1-23-62	at Utah	89-94	L
2-24-62	Utah	101-106	L
1-19-63	Utah	71-53	W
2-23-63	at Utah	100-106	L
2-8-64	at Utah	89-91	L
2-22-64	Utah	75-72	W
1-23-65	Utah	98-67	W
2-20-65	at Utah	108-99	W
2-5-66	at Utah	94-93	W
3-5-66	Utah	115-100	W
2-11-67	at Utah	64-62	W
2-17-67	Utah	61-60	W
2-10-68	at Utah	89-91	L
2-24-68	Utah	93-90	W
2-8-69	Utah	73-67	W
2-22-69	at Utah	85-98	L
1-3-70	at Utah	76-82	L
1-24-70	Utah	81-91	L
2-6-71	Utah	103-89	W
3-6-71	at Utah	98-87	W



*This Dan Howard put-back slam in the final minutes helped the Cougars pull off an amazing come-from-behind victory over Utah. BYU erased a 21-point second half deficit to preserve the nation's longest homecourt winning streak.*

# series vs. opponents results

1-15-72	at Utah	67-61	W
2-19-72	Utah	79-66	W
3-3-73	Utah	89-73	W
3-3-73	at Utah	71-86	L
1-12-74	at Utah	86-104	L
2-16-74	Utah	74-89	L
1-18-75	at Utah	73-91	L
2-22-75	Utah	73-79	L
1-24-76	Utah	74-76	L
2-21-76	at Utah	84-83	W
2-5-77	at Utah	61-81	L
3-5-77	Utah	54-67	L
2-4-78	Utah	76-89	L
3-4-78	at Utah	74-81	L
1-20-79	at Utah	90-76	W
2-17-79	Utah	76-50	W
1-12-80	Utah	89-72	W
2-9-80	at Utah	83-82	W
1-31-81	at Utah	56-60	L
3-7-81	Utah	95-76	W
1-15-82	Utah	74-51	W
2-19-82	at Utah	61-68	L
2-5-83	at Utah	72-75	L
3-5-83	Utah (30T)	62-64	L
1-14-84	Utah (20T)	113-105	W
2-8-84	at Utah	82-79	W
1-26-85	at Utah	63-62	W
3-2-85	Utah (30T)	85-86	L
1-25-86	Utah	87-69	W
2-22-86	at Utah	71-74	L
1-24-87	at Utah	80-70	W
2-14-87	Utah	58-65	L
2-4-88	Utah	82-64	W
2-27-88	at Utah	60-62	L
2-2-89	at Utah	86-90	L
2-25-89	Utah	81-74	W
1-25-90	Utah	65-49	W


2-10-90	at Utah	73-89	L
2-16-91	at Utah	74-81	L
3-2-91	Utah (OT)	71-72	L
3-9-91	vs. Utah (OT)	51-49	W
2-20-92	Utah	58-56	W
3-7-92	at Utah	87-73	W
3-13-92	vs. Utah+	75-62	W
1-9-93	Utah	53-54	L
2-27-93	at Utah	83-89	L
1-8-94	at Utah	64-62	W
2-26-94	Utah	73-70	W
3-10-94	vs. Utah+	96-65	W
1-3-95	Utah	64-57	W
3-4-95	at Utah	79-87	L
1-2-96	at Utah	77-83	L
3-2-96	Utah	85-96	L
1-11-97	Utah	51-61	L
2-6-97	at Utah	49-85	L
1-10-98	Utah	61-71	L
2-5-98	at Utah	68-83	L
1-9-99	at Utah	54-75	L
2-6-99	Utah	46-71	L
3-4-99	vs. Utah (WAC Tour)	62-81	L
1-15-00	Utah	49-56	L
2-12-00	at Utah	62-77	L
3-10-00	vs. Utah (MWC Trn)	58-54	W
1-29-01	Utah	69-61	W
2-24-01	at Utah	75-82	L
1-28-02	at Utah	66-71	L
2-23-02	Utah	63-61	W

3-2-63	at New Mexico	59-84	L
1-10-64	New Mexico	57-59	L
3-5-64	at New Mexico	80-84	L
2-13-65	at New Mexico	70-89	L
3-6-65	New Mexico	70-67	W
1-13-66	at New Mexico	78-81	L
2-25-66	New Mexico	89-60	W
1-21-67	New Mexico	89-73	W
2-23-67	at New Mexico	75-97	L
1-20-68	at New Mexico	69-84	L
2-16-68	New Mexico	67-76	L
1-18-69	New Mexico	75-65	W
2-27-69	at New Mexico (OT)	77-71	W
1-29-70	New Mexico	77-90	L
2-28-70	at New Mexico	68-82	L
1-8-71	at New Mexico	72-62	W
2-13-71	New Mexico	70-68	W
2-3-72	New Mexico	70-62	W
3-4-72	at New Mexico	61-60	W
1-11-73	at New Mexico	62-69	L
2-17-73	New Mexico	66-76	L
1-5-74	at New Mexico	75-84	L
2-7-74	New Mexico	77-96	L
1-25-75	at New Mexico	96-78	W
2-28-75	New Mexico (OT)	72-77	L
1-30-76	New Mexico	81-67	W
2-28-76	at New Mexico	74-79	L
1-29-77	New Mexico	65-73	L
2-25-77	at New Mexico	88-80	W
1-26-78	at New Mexico	82-95	L
2-25-78	New Mexico	66-71	L
1-13-79	New Mexico	100-83	W
2-9-79	at New Mexico	65-66	L
1-3-80	at New Mexico	75-63	W
2-2-80	New Mexico	89-68	W
1-15-81	at New Mexico	92-87	W
2-21-81	New Mexico	78-72	W
1-4-82	New Mexico	76-58	W
3-6-82	at New Mexico	65-67	L
1-29-83	New Mexico	66-48	W
2-25-83	at New Mexico	70-71	L
2-2-84	at New Mexico	86-73	W
3-3-84	New Mexico	80-73	W
3-9-84	vs. New Mexico+	55-64	L
1-5-85	New Mexico	70-76	L
2-7-85	at New Mexico	74-76	L
1-4-86	at New Mexico	57-60	L
2-14-86	New Mexico	74-67	W
3-6-86	vs. New Mexico	68-79	L
1-10-87	at New Mexico	89-102	L
2-5-87	New Mexico	98-73	W
3-6-87	at New Mexico**	86-93	L
1-23-88	at New Mexico	89-82	W
3-3-88	New Mexico	89-82	W
1-5-89	at New Mexico	84-88	L
2-18-89	New Mexico	90-79	W
1-13-90	New Mexico	79-78	W
2-15-90	at New Mexico	51-60	L
1-12-91	New Mexico	72-65	W
2-14-91	at New Mexico	83-76	W
1-30-92	New Mexico	85-65	W
2-22-92	at New Mexico (OT)	84-95	L
1-4-93	New Mexico	70-56	W
3-6-93	at New Mexico	76-79	L
3-12-93	vs. New Mexico**	59-68	L
1-3-94	at New Mexico	68-74	L
3-3-94	New Mexico (OT)	82-84	L
1-28-95	New Mexico	81-63	W
2-4-95	at New Mexico	74-72	W
1-25-96	at New Mexico	77-83	L
2-1-96	New Mexico	81-83	L
2-3-97	at New Mexico	32-74	L
2-27-97	New Mexico	49-90	L

## NEW MEXICO

Overall Series Record: BYU leads 62-47  
 BYU Record in Provo: 41-16  
 BYU Record in Albuquerque: 21-31  
 BYU Record at Neutral Sites: 3-3  
 BYU Record under Steve Cleveland: 6-6  
 BYU Record in Overtime Games: 1-3 (1-1 Rd, 0-2 Hm)  
 Last Overtime Game: 1994, lost in Provo, 82-84  
 Longest BYU Win Streak: 14 (1950-57)  
 Longest New Mexico Win Streak: 5 (1996-98)  
 Largest BYU Margin of Victory: 30, 92-62 two times in 1955 and 1959  
 Largest New Mexico Margin of Victory: 42, 74-32 in 1997  
 Most Points Scored by BYU: 100 in 1979  
 Most Points Scored by New Mexico: 102 in 1987

Date	Opponent	Score	W/L
12-29-50	vs. New Mexico	*64-56	W
1-26-52	at New Mexico	72-49	W
2-23-52	New Mexico	90-61	W
1-10-53	at New Mexico	73-57	W
3-6-53	New Mexico	61-43	W
1-9-54	New Mexico	76-63	W
3-4-54	at New Mexico	84-79	W
1-6-55	at New Mexico	92-62	W
3-5-55	New Mexico	74-48	W
2-3-56	New Mexico	87-53	W
3-1-56	at New Mexico	75-69	W
2-4-57	at New Mexico	73-60	W
3-1-57	New Mexico	67-41	W
2-7-58	New Mexico	66-53	W
3-8-58	at New Mexico	77-54	L
2-5-59	at New Mexico	85-77	W
3-7-59	New Mexico	92-62	W
2-5-60	New Mexico	95-67	W
3-5-60	at New Mexico	75-69	W
2-2-61	at New Mexico	97-76	W
3-4-61	New Mexico	70-65	W
2-3-62	New Mexico	76-74	W
3-1-62	at New Mexico	70-80	L
2-8-63	New Mexico	76-73	W



BYU and Wyoming have been going head to head since 1929. Last season the Cougars upset the Cowboys in Provo 85-70 thanks to Travis Hansen's 19 points and nine rebounds.

1-29-98	New Mexico	54-72	L
2-26-98	at New Mexico	83-62	W
1-20-99	at New Mexico	68-78	L
2-25-99	New Mexico	64-85	L
1-29-00	at New Mexico	69-78	L
2-17-00	New Mexico	74-78	L
3-9-00	vs. New Mexico ^	55-43	W
2-3-01	New Mexico	65-49	W
3-1-01	at New Mexico	72-67	W
3-10-01	vs. New Mexico ^	69-65	W
1-19-02	at New Mexico	58-73	L
2-16-02	New Mexico	68-62	W

^ MWC Tournament (Las Vegas)

### AIR FORCE

Overall Series Record: BYU leads 39-8  
 BYU Record in Provo: 19-3  
 BYU Record in Colorado Springs: 17-5  
 BYU Record at Neutral Sites: 3-0  
 BYU Record under Steve Cleveland: 6-3  
 BYU Record in Overtime Games: 2-0 (1-0 Rd, 1-0 Ntrl)  
 Last Overtime Game: 1989, won at AFA, 89-88  
 Longest BYU Win Streak: 15 (1990-96)  
 Longest Air Force Win Streak: 2 (1961-63)  
 Largest BYU Margin of Victory: 35, 103-68 in 1993  
 Largest Air Force Margin of Victory: 19, 80-61 in 1998  
 Most Points Scored by BYU: 110 in 1965  
 Most Points Scored by Air Force: 93 in 1987

Date	Opponent	Score	W/L
12-18-61	Air Force	66-68	L
12-14-63	Air Force	61-65	L
1-29-65	at Air Force	110-77	W
1-2-81	at Air Force	77-65	W
2-7-81	Air Force	62-51	W
1-21-82	Air Force	54-40	W
2-13-82	at Air Force	49-41	W
1-24-83	at Air Force	73-61	W
2-19-83	Air Force	66-57	W
1-28-84	Air Force	69-49	W
2-27-84	at Air Force	71-67	W
1-17-85	at Air Force	79-72	W
2-2-85	Air Force	66-60	W
3-4-85	Air Force**	79-82	L
WAC Tournament (Provo)			
1-18-86	at Air Force	65-57	W
1-23-86	Air Force	66-45	W
1-22-87	Air Force	87-69	W
1-30-87	at Air Force	91-93	L
3-5-87	vs. Air Force** (OT)	82-79	W
WAC Tournament			
1-30-88	Air Force	95-75	W
2-25-88	at Air Force	76-62	W
1-19-89	at Air Force (OT)	89-88	W
1-24-89	Air Force	78-79	L
1-18-90	at Air Force	64-56	W
2-24-90	Air Force	67-42	W
1-24-91	Air Force	72-55	W
2-23-91	at Air Force	70-61	W
1-18-92	Air Force	66-45	W
2-13-92	at Air Force	68-60	W
3-12-92	vs. Air Force+	72-51	W
WAC Tourn. (Fort Collins)			
1-16-93	at Air Force	103-68	W
2-20-93	Air Force	98-80	W
1-15-94	Air Force	87-73	W
2-17-94	at Air Force	94-82	W
1-7-95	at Air Force	89-68	W
2-25-95	Air Force	79-72	W
1-8-96	Air Force	68-64	W
2-22-96	at Air Force	80-66	W
1-24-98	at Air Force	61-80	L
2-19-98	Air Force	79-60	W
1-27-00	at Air Force	55-60	L
3-2-00	Air Force	73-52	W
2-1-01	Air Force	62-45	W
3-3-01	at Air Force	51-50	W

3-8-01	vs Air Force ^	69-54	W
1-21-02	at Air Force	64-74	L
2-18-02	Air Force	67-51	W

^ MWC Tournament (Las Vegas)

### WYOMING

Overall Series Record: BYU leads 87-67  
 BYU Record in Provo: 59-13  
 BYU Record in Laramie: 25-52  
 BYU Record at Neutral Sites: 3-2  
 BYU Record under Steve Cleveland: 5-4  
 BYU Record in Overtime Games: 1-3\* (all in Laramie)  
 \*0-1 in 2OT games (1981 in Laramie, 84-86)  
 Last OT Game: 1981, lost in Laramie, 84-86 (2OT)  
 Longest BYU Win Streak: 12 (1972-77)  
 Longest Wyoming Win Streak: 9 (1942-46)  
 Largest BYU Margin of Victory: 35, 78-43 in 1966  
 Largest Wyoming Margin of Victory: 32, 63-31 in 1931  
 Most Points Scored by BYU: 102 in 1965  
 Most Points Scored by Wyoming: 107 in 1966

Date	Opponent	Score	W/L
12-16-29	Wyoming	47-25	W
12-18-29	Wyoming	51-38	W
12-12-30	at Wyoming	36-37	L
12-13-30	at Wyoming	46-42	W
12-21-31	at Wyoming	47-57	L
12-22-31	at Wyoming	31-61	L
3-3-32	at Wyoming	33-37	L
3-4-32	at Wyoming	28-29	L
3-5-32	at Wyoming	38-22	W
3-9-33	Wyoming	25-35	L
3-10-33	Wyoming	37-33	W
3-11-33	Wyoming	41-39	W
3-8-34	at Wyoming	38-43	L
3-9-34	at Wyoming (OT)	44-47	L
3-10-34	at Wyoming	34-43	L
2-11-38	at Wyoming	47-61	L
2-19-38	Wyoming	38-49	L
1-14-39	at Wyoming	27-35	L
2-18-39	Wyoming	44-46	L
1-27-40	Wyoming	34-29	W
3-2-40	at Wyoming	50-45	W
1-17-41	at Wyoming	45-46	L
1-24-41	Wyoming	49-45	W
1-16-42	Wyoming	53-49	W
1-31-42	at Wyoming	34-45	L
2-25-43	at Wyoming	42-53	L
2-26-43	at Wyoming	43-47	L
2-27-43	at Wyoming	43-66	L
1-19-45	at Wyoming	41-51	L
2-24-45	Wyoming	34-39	L
12-6-45	vs. Wyoming	49-58	L
12-8-45	vs. Wyoming	37-52	L
1-18-46	Wyoming	36-41	L
2-2-46	at Wyoming	57-41	W
1-24-47	Wyoming	44-51	L
2-15-47	at Wyoming	47-70	L
1-26-48	at Wyoming	45-39	W
2-7-48	Wyoming	57-42	W
1-14-49	at Wyoming	48-59	L
1-15-49	at Wyoming	38-58	L
1-24-49	Wyoming	54-42	W
2-21-49	Wyoming	50-48	W
12-9-49	vs. Wyoming	57-54	W
1-13-50	at Wyoming	39-46	L
1-14-50	at Wyoming	27-53	L
3-3-50	Wyoming	55-44	W
3-4-50	Wyoming	70-52	W
1-19-51	Wyoming	64-58	W
1-20-51	Wyoming	65-38	W
2-16-52	Wyoming	43-48	L
3-1-52	at Wyoming	49-55	L
1-23-53	Wyoming	71-42	W
2-27-53	at Wyoming	59-63	L
2-12-54	at Wyoming	47-63	L
2-26-54	Wyoming	51-42	W

1-22-55	at Wyoming	60-68	L
2-26-55	Wyoming	75-62	W
1-14-56	Wyoming	74-48	W
2-18-56	at Wyoming	78-67	W
1-12-57	at Wyoming	82-71	W
2-16-57	Wyoming	69-47	W
1-18-58	Wyoming	62-50	W
2-21-58	at Wyoming	46-74	L
1-17-59	at Wyoming	73-71	W
2-20-59	Wyoming	78-43	W
1-16-60	Wyoming	73-52	W
2-19-60	at Wyoming	75-70	W
1-14-61	at Wyoming	71-79	L
2-17-61	Wyoming	89-80	W
1-12-62	Wyoming	73-63	W
2-17-62	at Wyoming	71-87	L
2-9-63	Wyoming	89-77	W
2-28-63	at Wyoming	80-76	W
1-11-64	Wyoming	96-91	W
3-7-64	at Wyoming	96-90	W
2-11-65	at Wyoming	96-94	W
3-5-65	Wyoming	102-87	W
1-15-66	at Wyoming	101-107	L
2-26-66	Wyoming	98-90	W
1-20-67	Wyoming	97-75	W
2-25-67	at Wyoming	56-67	L
3-11-67	vs. Wyoming	63-70	L
1-18-68	at Wyoming	70-81	L
2-17-68	Wyoming	101-77	W
1-16-69	Wyoming	89-78	W
3-1-69	at Wyoming	69-79	L
3-5-69	vs. Wyoming	95-82	W
2-7-70	at Wyoming	73-98	L
2-19-70	Wyoming	71-73	L
1-17-71	Wyoming	82-68	W
2-19-71	at Wyoming	72-78	L
1-29-72	at Wyoming	101-74	W
2-25-72	Wyoming	70-56	W
1-6-73	Wyoming	62-58	W
2-9-73	at Wyoming	67-54	W
2-2-74	at Wyoming (OT)	78-75	W
2-28-74	Wyoming	74-62	W
2-8-75	Wyoming	75-73	W
3-7-75	at Wyoming	67-64	W
2-6-76	at Wyoming	94-80	W
3-6-76	Wyoming	82-60	W
1-15-77	Wyoming	97-64	W
2-10-77	at Wyoming	82-72	W
1-12-78	at Wyoming	82-89	L
2-11-78	Wyoming	76-56	W
1-27-79	at Wyoming (OT)	69-71	L
2-22-79	Wyoming	78-73	W
1-18-80	Wyoming	53-56	L
2-23-80	at Wyoming	39-30	W
1-24-81	Wyoming	84-70	W
2-26-81	at Wyoming (20T)	84-86	L
1-9-82	at Wyoming	42-61	L
1-23-82	Wyoming	25-27	L
1-22-83	at Wyoming	82-64	W
3-12-83	Wyoming	54-41	W
1-26-84	Wyoming	74-61	W
1-25-84	at Wyoming	55-56	L
1-24-85	Wyoming	78-65	W
2-28-85	at Wyoming	66-78	L
2-20-86	at Wyoming	56-66	L
3-1-86	Wyoming	62-65	L
1-3-87	Wyoming	77-74	W
2-21-87	at Wyoming	67-63	W
1-13-88	at Wyoming	83-67	W
2-11-88	Wyoming	78-69	W
2-23-89	at Wyoming	65-72	L
3-2-89	Wyoming	71-67	W
1-20-90	at Wyoming	65-60	W
2-22-90	Wyoming	75-64	W
1-19-91	at Wyoming	80-86	L
1-26-91	Wyoming	72-77	L
1-16-92	Wyoming	68-59	W
1-23-92	at Wyoming	67-72	L

# series vs. opponents results

1-30-93	at Wyoming	77-64	W
2-6-93	Wyoming	75-62	W
1-27-94	Wyoming	82-66	W
2-3-94	at Wyoming	65-79	L
1-21-95	at Wyoming	58-52	W
2-11-95	Wyoming	78-72	W
1-18-96	Wyoming	84-75	W
2-10-96	at Wyoming	81-71	W
1-4-97	at Wyoming	61-89	L
2-8-97	Wyoming	60-72	L
1-17-98	Wyoming	60-41	W
2-14-98	at Wyoming	54-77	L
1-20-2000	Wyoming	87-78	W
2-26-00	at Wyoming	70-85	L
1-22-01	at Wyoming	78-85	L
2-15-01	Wyoming	79-63	W
3-9-01	vs. Wyoming ^	77-66	W
2-2-02	Wyoming	85-70	W
2-28-02	at Wyoming	60-76	L

^ MWC Tournament

## COLORADO STATE

Overall Series Record: BYU leads 73-43  
 BYU Record in Provo: 49-10  
 BYU Record in Fort Collins: 23-31  
 BYU Record at Neutral Sites: 1-2  
 BYU Record under Steve Cleveland: 3-5  
 BYU Record in Overtime Games: 4-2\* (1-1 Rd, 3-1 Hm)  
 \*1-0 in 2OT (1971, won 98-92 in Ft. Collins)  
 Last Overtime Game: 2002, lost 75-79 at Ft. Collins  
 Longest BYU Win Streak: 9 (two times 1985-89, 1991-94)  
 Longest CSU Win Streak: 7 (1960-70)  
 Largest BYU Margin of Victory: 39, 91-52 in 1939  
 Largest CSU Margin of Victory: 25, 74-49 in 1958  
 Most Points Scored by BYU: 105 in 1972  
 Most Points Scored by CSU: 100 in 1996

Date	Opponent	Score	W/L
1-28-38	Colorado State	50-46	W
2-12-38	at Colorado State	39-45	L
2-10-39	at Colorado State	43-44	L
2-25-39	Colorado State	91-52	W

1-19-40	at Colorado State	32-40	L
2-3-40	Colorado State	62-42	W
2-15-41	at Colorado State	40-36	W
3-1-41	Colorado State	60-33	W
1-24-42	Colorado State	52-27	W
2-27-42	at Colorado State	54-41	W
1-26-46	Colorado State	42-41	W
3-2-46	at Colorado State	40-47	L
1-31-47	Colorado State	69-47	W
2-14-47	at Colorado State	48-51	L
1-24-48	at Colorado State	64-51	W
2-16-48	Colorado State	79-48	W
2-4-49	at Colorado State	66-54	W
2-5-49	at Colorado State	54-62	L
2-25-49	Colorado State	79-49	W
2-26-49	Colorado State	72-52	W
2-3-50	Colorado State	46-42	W
2-4-50	Colorado State	58-45	W
2-11-50	at Colorado State	30-40	L
2-13-50	at Colorado State	46-55	L
12-30-50	vs. Colorado St.*	77-52	W
2-8-51	Colorado State	70-42	W
2-9-51	Colorado State	65-40	W
2-23-51	at Colorado State	50-45	W
2-24-51	at Colorado State	60-51	W
1-19-52	Colorado State	68-47	W
2-29-52	at Colorado State	75-65	W
1-24-53	Colorado State	75-47	W
2-28-53	at Colorado State	57-63	L
2-13-54	at Colorado State	76-77	L
2-27-54	Colorado State	69-71	L
1-21-55	at Colorado State	74-68	W
2-25-55	Colorado State	94-65	W
1-13-56	Colorado State	61-49	W
2-17-56	at Colorado State	59-70	L
1-11-57	at Colorado State	66-61	W
2-15-57	Colorado State	81-66	W
1-17-58	Colorado State	90-80	W
2-22-58	at Colorado State	49-74	L
1-16-59	at Colorado State	62-72	L
2-21-59	Colorado State	88-63	W
1-15-60	Colorado State	51-53	L
2-20-60	at Colorado State	53-65	L


1-13-61	at Colorado State	49-73	L
2-18-61	Colorado State	58-65	L
1-13-62	Colorado State	69-75	L
2-15-62	at Colorado State	65-73	L
2-5-70	at Colorado State	71-94	L
2-21-70	Colorado State	96-84	W
1-15-71	Colorado State	75-73	W
2-20-71	at Colo. St. (2OT)	98-92	W
1-27-72	at Colorado State	75-68	W
2-26-72	Colorado State	105-85	W
1-5-73	Colorado St. (OT)	86-93	L
2-10-73	at Colorado State	78-74	W
1-31-74	at Colorado State	52-69	L
3-2-74	Colorado State	70-69	W
2-7-75	Colorado State	88-75	W
3-8-75	at Colorado State	81-92	L
2-7-76	at Colorado State	84-93	L
3-5-76	Colorado State	81-85	L
1-14-77	Colorado State	41-49	L
2-12-77	at Colorado State	67-78	L
1-14-78	at Colorado State	66-76	L
2-10-78	Colorado State	98-81	W
1-25-79	at Colorado State	98-83	W
2-24-79	Colorado State	66-61	W
1-19-80	Colorado State	104-82	W
2-21-80	Colorado State	66-46	W
1-23-81	Colorado State	66-46	W
2-28-81	at Colorado State	80-69	W
1-7-82	at Colorado State	40-50	L
2-6-82	Colorado State	60-54	W
1-20-83	at Colorado State	77-63	W
2-17-83	Colorado State	69-58	W
1-30-84	Colorado State	73-57	W
2-23-84	at Colorado State	65-70	L
1-19-85	at Colorado State	65-64	W
2-14-85	Colorado State	77-69	W
1-17-86	at Colorado State	68-63	W
2-27-86	Colorado State	86-76	W
1-2-87	Colorado St. (OT)	75-67	W
1-31-87	at Colorado State	51-49	W
2-13-88	Colorado State	86-80	W
2-23-88	at Colorado State	75-67	W
1-21-89	at Colorado State	84-69	W
3-4-89	Colorado State	72-89	L
1-27-90	Colorado State	67-52	W
3-1-90	at Colorado State	57-59	L
1-17-91	at Colorado State	72-55	W
1-31-91	Colorado State	69-52	W
3-7-91	Colorado State	72-51	W
1-11-92	Colorado State	72-51	W
1-25-92	at Colorado St. (OT)	79-74	W
1-28-93	at Colorado State	70-63	W
2-4-93	Colorado State	81-57	W
1-29-94	Colorado State	79-66	W
2-5-94	at Colorado St. (OT)	72-70	W
1-19-95	at Colorado State	72-80	L
2-9-95	Colorado State	76-68	W
3-9-95	vs. Colorado St.**	73-75	L
1-20-96	Colorado State	76-78	L
2-8-96	at Colorado St.	76-81	L
3-7-96	vs. Colorado St.+	84-100	L
1-22-98	Colorado State	44-55	L
2-12-98	at Colorado State	74-83	L
1-22-00	Colorado State	68-47	W
2-24-00	at Colorado State	54-68	L
1-20-01	at Colorado State	55-60	L
2-17-01	Colorado State	68-51	W
2-4-02	Colorado State	57-52	W
3-2-02	at Colorado State (OT)	75-79	L

## THE OLD OQUIRRH BUCKET

The Old Oquirrh Bucket (named after the Oquirrh Mountains to the west of Salt Lake City) is the symbol of in-state basketball supremacy in Utah. Each year the trophy is awarded to the in-state college team (Utah, BYU, Southern Utah, Utah State and Weber State) which has the best won-loss record against in-state competition. In 2001, BYU posted a 4-1 record against in-state schools and brought home the bucket for the first time since 1994. BYU went 3-2 last year as Utah State took the Bucket, thanks to its OT win over BYU. It is USU's first Bucket since 1985. Following are the winners since the trophy was born in the 1974-75 season:

1974-75	Utah State	1987-88	Utah
1975-76	Utah State	1988-89	Utah
1976-77	Weber State	1989-90	Utah
1977-78	Utah	1991-92	BYU
		1992-93	Weber State
1978-79	BYU	1993-94	BYU
1979-80	BYU	1994-95	Utah
1980-81	Utah	1995-96	Utah
1981-82	BYU	1996-97	Utah
1982-83	Utah State	1997-98	Utah
1983-84	Utah State	1998-99	Utah
1984-85	Utah State	1999-00	Weber State
1985-86	Weber State	2000-01	BYU
1986-87	BYU	2001-02	Utah State






# most memorable games



**1951 NIT CHAMPIONS**

## **BYU 62, Dayton 43 March 17, 1951**

In 1951, the Cougars defeated Dayton in the championship game of the National Invitational Tournament. After the win, BYU accepted an invitation to the NCAA tournament, which at the time was not yet recognized as the decisive tournament for the country's best team. As the nation's champions, the Cougars finished 28-9 with the most wins in BYU basketball history. Not only is it impressive that BYU won the national title and so many games, but it is even more amazing that they did so with-



out a home court. With the Smith Fieldhouse under construction, BYU split its "home games" in Springville High's gymnasium and at the University of Utah. Head coach Stan Watts guided the Cougars to the national title in only his second year at the helm. Watts had the help of Mel Hutchins, who became the first Cougar to be named a first team All-American and went on to win Rookie of the Year in the NBA in 1952-53 season.

## **BYU 68, San Francisco 61 December 22, 1953**

Stan Watts continued to bring glory to the BYU basketball program in 1953, by bringing prominent basketball programs to play in Provo. At the beginning of the first full season in the Smith Fieldhouse, the highly touted San Francisco program came to face the Cougars in Provo. The game would make memories for any fans present, as two San Francisco players, Bill Russell and K.C. Jones, went on to be stars in the NBA. San Francisco was the

first of the big basketball schools to make the trip to Provo, with Michigan and UCLA playing the Cougars in the Smith Fieldhouse in the season to follow.

## **BYU 97, New York University 84 March 19, 1966**

For the second year in a row, the Cougars finished as a 20-game winner with their final game against NYU in the championship game of the National Invitational Tournament. Playing in a packed Madison Square

Garden, the No. 1-ranked Cougars outplayed NYU, leading 48-43 at halftime and never looking back. With star Dick Nemelka on the bench with four fouls, the Cougars turned to junior center Craig Raymond and junior forward Gary Hill. Hill and Raymond, non-starters going into the tournament, led the high-scoring Cougar offense with 21 points each. Steve Kramer added 20 points to make the third Cougar with 20 or more points and the fifth Cougar to score in the double digits. The win over the Violets marked the second NIT championship for both BYU and head coach Stan Watts. The season was the highest scoring in Cougar history. BYU averaged

95.5 points per game, while hitting 50 percent of its shots. In the NIT final the Cougars shot 59 percent while handling NYU.

Former coach of the Boston Celtics, Red Auerbach, commented on BYU at the championship, saying, "BYU simply overpowered them. They (the Cougars) outplayed them all over the court."

## **BYU 89, Georgia 82 (2 Overtimes) December 29, 1969**

In the middle of a forgettable 8-18 season, the Cougars took a memorable thriller from the Georgia Bulldogs in the Quaker City Tournament. Playing in Philadelphia, the Cougars found themselves down 38-25 at the half, but senior center Paul Ruffner led the Cougars charge back in the second half. The All-WAC Honorable Mention performer finished the game with 37 points and 18 rebounds as the Cougars took two overtimes to complete their comeback. Georgia trailed near the end of regulation and the end of the first overtime but managed to tie the game up both times. BYU was finally able to pull away in the second overtime, outscoring the Bulldogs 11-4. Doug Howard finished with 24 points, starting him on his way to his selection as a second team All-WAC member.


The game marked the second time the Cougars had gone to double overtime that season. Earlier in the season, BYU lost a heartbreaker to Texas 76-73.

## **BYU 78, Kansas State 72 December 3, 1971**

There is a first for everything and the Cougars found a lot of firsts in this, the first game in the Marriott Activities Center. The arena itself was the first of its kind, the largest arena on any campus in the country. With the new arena, Stan Watts and his Cougars hosted the first major basketball tournament for BYU in the first BYU Classic. Nearly every statistic became a record for the Marriott Center that night, but not a single one of them stands today. BYU forward Kresimir Cosic was the highlight reel, scoring 30 points and pulling down 18 rebounds. Cosic's accuracy was impressive, hitting 8-of-11 from the field and 14-of-16 from the free throw line.

## **BYU 108, LaSalle 106 (3 OT) December 15, 1979**

With nine lead changes in a close game, BYU and LaSalle kept fans in the seats awaiting the outcome of a nail-biter. LaSalle's Michael Brooks set Marriott Center records, which still stand today, scoring 51 points and shooting 24-of-36 from the field. Despite Brooks' efforts, the third time truly was a charm for the Cougars. Tied at 98-98 after the end of the second overtime, things looked bleak for the Cougars with Danny Ainge out of the game with fouls. But in the third overtime the career of true freshman Steve Trumbo was born. At 6-7 and 230 pounds, the 18-year-old from Santa Clara, Calif., met the challenge. Trumbo tipped-in a bucket to give BYU a quick lead followed by a Devin Durrant lay-up as the



**1966 NIT CHAMPIONS**



In 1981, after cruising past Princeton and 10th-ranked UCLA in the NCAA Tournament, Danny Ainge's last second heroics against Notre Dame lifted BYU into the "Elite Eight." With eight seconds left in the game and the Irish up by one point, Ainge took the ball and deftly dribbled the length of the court and softly laid the ball over the outstretched fingertips of Notre Dame center Orlando Woolridge. Before the stunned Irish players could inbound the ball, time had expired. Ainge's skillful drive was recently featured by ESPN and Sports Illustrated as one of the plays of the decade. (photos by Doug Martin)

Cougars went up by four. Trumbo went on to score four more points for the Cougars, finishing with six of the 10 points in the final overtime. While the Cougars didn't have a player that scored big like Brooks, BYU won with a team effort as six Cougars finished in double figures.

**BYU 95, Utah 76  
March 7, 1981**

After spotting Utah 10 points to start the game and trailing throughout the first half, BYU turned up the defensive pressure in the second half and spoiled the Utes hopes of claiming an outright conference title with a 95-76 victory in Provo. The Cougars held the Utes to just 29 percent shooting from the field in the second half to win and solidify their place in the NCAA tournament. Danny Ainge led the Cougars in the last home game of his BYU career, scoring 35 points on 14-25 shooting from the field and 7-7 from the free throw line. Utah All-American Danny Vranes was held to only 12 points (4-12 from the field, 4-5 on the line) and was 3-9 in the second half. The win avenged an earlier 56-60 loss to the Utes on their home court at the Special Events Center. Fred Roberts gave the Cougars the lead for good with a jumper from the free throw line at the 14:45 mark in the second half, giving BYU a 55-53 lead. The Cougars outscored the Runnin' Utes 40-23 from that point on, moving Utah into a tie with Wyoming for the WAC championship. BYU had the house packed for the game, setting a Marriott Center attendance record with 23,106.

**BYU 51, Notre Dame 50  
NCAA East Regional Semifinal  
March 19, 1981**

With eight seconds left and down by one to Notre Dame, BYU faced elimination in the NCAA East Regional Semifinal. But Danny Ainge refused to allow his senior season end without a fight. Ainge drove the length of the court, dribbling between defenders, and lofted a layup over the outstretched arms of Notre Dame center Orlando Woolridge with only two seconds remaining. His shot gave the Cougars a dramatic one-point victory. Ainge fin-


ished the game with only 12 points in the low-scoring affair, but none bigger than the final two. Down by as many as 14 points in the second half, the Cougars led only twice during the game. The win moved the Cougars on to the Elite Eight, where BYU lost to Ralph Sampson and Virginia 74-60. BYU finished the season ranked No. 16 in the country and Ainge garnered Eastman and Wooden Award honors.

**BYU 80, Notre Dame 76 (OT)  
January 13, 1986**

National powerhouse Notre Dame and coach Digger Phelps came to Provo and faced a stiff challenge from Jeff Chatman and the BYU Cougars. Chatman nailed a jumper with 1:20 left in regulation to give the Cougars a 63-61 lead. But Notre Dame's Tim Kempton scored with 33 seconds left to tie the score again. Alan Pollard had a chance to win the game, but missed the front end of a 1-and-1 free throw. In overtime, Tom Gneiting scored seven points, including an old-fashion three-point play, to give BYU a 73-69 advantage with 1:33 left. BYU played outstanding defense and made its free throws down the stretch to pull out the 80-76 victory. Notre Dame's All-American guard David Rivers led all scores with 28 points, but it wasn't enough to stop the Cougars who had four players in double-figure scoring. Chatman led BYU with 21 points on 7-of-10 shooting. Gneiting had 14 rebounds to go with his 18 points, while Dixie College transfer Averian Parrish chipped in 12 points and four rebounds. Bob Capener, playing all 45 minutes, had 14 points.

**BYU 93, Pitt 73  
December 23, 1986**

On a year where BYU would find themselves ranked as high as No. 2 in the country, this blowout win vaulted the Cougars into the national spotlight. Pittsburgh was ranked in the top 20 and had one of the nation's top players in 6-10 All-American Charles Smith. It was another Smith, BYU's Michael Smith, who stole the show. Scoring 17 points in the first half and finishing the game with 34 points and 13 rebounds. BYU head coach Ladell Anderson said, "In all my years of coaching - college and professional - I've never been associated with a team that had that kind of first half of play. It was the best half for a team I've coached. BYU held Pitt to 20 percent shooting and caused 22 turnovers. Jeff Chatman had 12 points and Bobby Capener had 18 points on 4-of-7 three-point shooting.



**MICHAEL SMITH,  
BYU VS. PITT**

# most memorable games

## **BYU 121, Utah State 112 (OT)** **December 19, 1987**

BYU almost gave the Utah State Aggies an early Christmas present by blowing an 18-point second half lead, but pulled off the dramatic win in overtime. BYU found itself ahead 61-45 at the half of the high-scoring contest, but couldn't put Utah State away. The Aggies climbed all the way back and might have won the game were it not for poor free throw shooting. Second-team All-American Michael Smith led the Cougars with 39 points and Jeff Chatman chipped in 29. Smith sent the game to overtime by knocking down two free throws with only seven seconds left in the game. Poor free throw shooting doomed the Aggies in overtime, when Utah State managed to hit only 5-13 from the charity stripe. BYU head coach Ladell Andersen praised both teams after the game. "I'm proud of both ball clubs," he said. "It is a game neither club should have lost. It is nice to get a win out of this."

## **BYU 73, UTEP 71** **March 14, 1992**

BYU upset UTEP 73-71 in the WAC championship game with a 54-foot prayer by Kevin Nixon as time expired in Fort Collins, Colo. The win advanced BYU to the NCAA Tournament with an automatic bid, where they were defeated by Shaquille O'Neal's LSU Tigers. The Cougars were down by 11 at the half, but fought hard in the second half to rally from as many as 14 points. Jared Miller

and Gary Trost led the way for the Cougars scoring 17 points a piece. Mark Helsop scored 12 for the Cougars. Nixon, a starter, played only 11 minutes in the game due to sluggishness, but came in for the final 2.4 seconds for the final play with a hope to get a good look at the basket. The play was designed to draw a foul on a screen, but no call was made on the collision between the BYU and UTEP players. BYU had no choice but to throw the ball in to Nixon. "It felt good when it left my hands," said Nixon. "I thought it had a chance." The shot was replayed over and over again in the months to come on highlight tapes nationally. ESPN nominated the play to receive an ESPY award for college basketball's Play of the Year. Most BYU fans will remember the shot as one of the greatest in BYU history next to Danny Ainge's miracle drive against Notre Dame in the 1981 NCAA Tournament to send them to the Elite Eight.

## **BYU 73, Memphis 67 (OT)** **December 22, 1992**

After defeating Oklahoma 76-75 in the first round of the Maui Invitational, the Cougars took on Penny Hardaway and the Memphis Tigers. Hardaway would score 37 points, but it wasn't enough to stop four Cougars in double figures as BYU pulled out an exciting overtime victory. BYU led 33-28 at the half before Hardaway turned it on helping the Tigers shoot 60 percent in the second half. Kevin Nixon, who scored 14 points on the night, hit a three pointer to tie the game at 63-63 with 1:09 to play.

Both Hardaway and BYU's Nick Sanderson had tries to win the game before overtime. In OT Memphis went up 67-63 with 2:57 left to play. Sanderson cut the lead to 67-66 with a huge three-pointer. After a Hardaway turnover, Nixon nailed another three-pointer with 56 seconds left to go ahead 69-67. Sanderson made a quick steal with 25 seconds to play and took it the length of the court for an easy layin. After a failed Memphis three-point attempt, Russell Larson ended the game with a big dunk to finish off the Tigers 73-67. BYU went on the finals of the Maui Invitational losing to Duke 89-66. Sanderson had 15 points and four three-pointers, Larson had 11 points and 8 rebounds and Gary Trost led the Cougars with 16 points and 8 rebounds. BYU outrebounded Memphis 42-30.

## **BYU 80, Louisville 62** **November 25, 1994**

BYU advanced to the finals of the Great Alaskan Shootout after holding Louisville to 24 points in the second half and defeating Denny Crum's Cardinals 75-60. After trailing Louisville 36-32 at halftime, BYU cranked up the defense and jumped to an early second-half 42-39 lead. Behind the clutch shooting of Robbie Reid and Russell Larson, who scored 17 and 14, respectively, the Cougars pulled off the come-from-behind victory. The Cougars owned the glass with 47 rebounds to Louisville's 33, and held the Cardinals to 25 percent shooting in the second half. Randy Reid scored 11 points and sophomore





Ken Roberts had 10 points and eight rebounds. First Team All-WAC forward Larson had a game-high 10 rebounds.

### **BYU 83, No. 16 New Mexico 62** **February 26, 1998**


BYU upset No. 16 New Mexico at Pit 83-62 putting a halt to the nation's second longest home winning streak, ending the streak at 41 games with a 21-point blow out. The Pit is well-known throughout the country as one of the most intimidating places to play. The win put hope into Steve Cleveland's first year as a coach to hopefully play in the WAC Tournament. BYU was only 2-10 in the WAC going into the game while the Lobos were 11-1 in conference play. Nobody was expecting a team that had only won one game the season before to beat the mighty Lobos, especially in the Pit. The Cougars came out confident in the first half making 68 percent from the field and 7-10 from three-point land, to give them a 46-28 lead going into the half. Senior Justin Weidauer played the best game of his career, going 9-10 from the field and 4-5 from three point range, to finish with 22 points. Freshman Mekeli Wesley shot 7-13 from the field to finish with 19 points. Junior Danny Bower shot 5-10 from beyond the arc to finish with 17 points.

### **BYU 76, UTEP 75 (3-OT)** **February 28, 1998**

After upsetting New Mexico in "The Pit," BYU kept up its late season heroics with a road victory over UTEP in triple overtime. BYU clinched a spot in the postseason Western Athletic Conference Tournament by defeating

UTEP 76-75. With eight seconds left in triple overtime, Lance

Archibald hit a three to tie the game at 75-75. Then with no time left on the clock, freshman Mekeli



Wesley hit a free throw to give the Cougars the one-point victory. BYU trailed UTEP by 10 points at the half, but came back behind the strong play of Wesley. Wesley scored 31 points in the triple overtime victory. In the game, Wesley broke a BYU record by hitting 16-of-18 free throw attempts, including the tiebreaker at the end of the game. Wesley's performance helped earn him a spot on the WAC All-Mountain Division Newcomer Team that year. Senior Justin Weidauer chipped in 14 points to help out the Cougars.

### **Arizona 78, BYU 74** **Nov. 28, 1998**

The Arizona Wildcats came into Provo undefeated and ranked No. 11 in the nation but nearly lost to the Cougars, coming out with a narrow 78-74 overtime victory. Freshman Mark Bigelow helped keep BYU close with a BYU record nine steals to lead the Cougars, who had 15 steals on the night.

Bigelow also paced the Cougar offense, scoring 24 points on 6-16 shooting from the field and 11-11 from the line. With 3:36 left to go in regulation, A.J. Bramlett scored for Arizona to give the Wildcats a 64-55 lead, their biggest of the game. But the Cougars were in no mood to give the game away and ran off 12 consecutive points to take a 67-64 lead with 1:23 left in the game. A three-point field goal by Jason Terry knotted the game at 67 and that is how regulation would end. BYU kept the game close in overtime but a late push from Arizona allowed the Wildcats to steal the victory from the Cougar claws. The low-light of the game came in the second half when Arizona forward Eugene Edgersson delivered a vicious elbow to the face of BYU


center Bret Jepsen, who was forced to leave the game with a concussion.

### **BYU 60, Hawaii 59** **Jan. 16, 1999**


A three-point bucket by Mekeli Wesley with just three seconds left gave the Cougars back-to-back road wins and a 60-59 over Hawaii. Wesley's shot capped off a 19-3 BYU run to finish the game and gave BYU its first lead since the 9:21 mark of the first half. Wesley was the second leading scorer on the night with 18, behind teammate Silester Rivers, who finished with 20 points and nine rebounds. The win moved the Cougars to 7-8 on the season and 2-1 in WAC play. BYU fell behind on just 7-of-23 shooting (2-10 three-point) in the first half but rebounded to go 11-23 from the field (3-6 three-point) in the second for the victory. The Cougar defense also turned up the heat on Hawaii, holding the Warrior offense to just 37.5 percent shooting in the second half.

### **BYU 90, TCU 74** **March 2, 1999**

In BYU's final year in the Western Athletic Conference, the Cougars pulled off an impressive upset against Texas Christian University, winning 90-74 in the first round of the conference tournament. Early in the game, the Cougars went on a 16-1 run to take a 16-5 lead. BYU sophomore Nathan Cooper scored eight points in the early run and went on to lead BYU with a career-high 24 points. TCU's Lee Nailon led all scorers with 33 points on the night, but Cooper had a strong supporting cast in WAC Freshman of the Year Mark Bigelow (20 points),



sophomore Michael Vranes (19 points), and sophomore Mekeli Wesley (17 points). While the Cougars were bolstered by a team-record 13 three pointers on the night, TCU pulled close to BYU at 62-57 midway through the second half. With the help of three successive technical



# most memorable games


fouls against the Horned Frogs, the Cougars pulled ahead by 12 on a 12-5 run and never looked back.

## **BYU 77, UNLV 75** **January 10, 2000**

The Cougars upset MWC favorite UNLV with a 77-75 win at the Thomas and Mack Center in Las Vegas to open league play. BYU's Terrell Lyday showed his stardom leading the Cougars with 30 points. Lyday hit 10-for-17 from the field, including 5-for-10 on three-point shots. Lyday also led BYU in rebounds, pulling down 11 in his double-double effort. With 10 rebounds on the defensive glass, and six steals, Lyday proved to be a winning force on both ends of the floor. As a team, the Cougars shot 48 percent to UNLV's 39 percent and hit 10-of-19 three pointers. Despite UNLV's comeback to take the lead late in the game, and more than 12,500 fans cheering the Rebels on, BYU kept its composure. The Cougars got a boost from good free throw shooting and a Todd Christensen three-pointer with three minutes left in the game.

## **BYU 58, Utah 54** **March 10, 2000**

Perhaps a benchmark for head coach Steve Cleveland and BYU basketball fans at large, the Cougars revitalized the BYU/Utah rivalry, winning 58-54 at the Mountain West Conference Tournament in Las Vegas. "That wasn't for me," Cleveland said. "There's a lot of people in Provo, Utah, that have really struggled with not having it [the rivalry] be competitive. If anything this says this is going to be competitive." BYU ended a 12-game losing streak to the Utes, winning for the first time against Utah since 1995. The victory improved BYU's record to 20-9 (eventually 22-11), the first time the Cougs recorded a 20-win season since 1995. With 40 percent shooting on the night and 59 percent from the free throw line, it is no surprise it was the Cougars' defense that won the game. BYU held Utah to a dismal 30 percent from the floor. With BYU star Mekeli Wesley struggling and hampered with foul trouble, BYU sopho-



more Eric Nielsen kept the Cougars in the game. Averaging just 5.8 points and 3.8 rebounds per game going into the semifinal game, Nielsen shocked the Utes with a career-high 17 points and nine rebounds. Poor Cougar free throw shooting kept the game close but Utah wasn't able to capitalize. Down 57-54, Utah's Hano Mottola had a chance to tie the game with 14.6 seconds left, but his three-point attempt drew nothing but air. The Utes had one more chance to tie the game, but Phil Cullen sent an inbound pass sailing over the heads of his teammates and out of bounds on the opposite baseline. While the Cougars lost to UNLV in the MWC Championship game, BYU secured an NIT bid and advanced to the quarterfinals of the tournament.

## **BYU 69, Utah State 67** **December 16, 2000**

In demonstrating the Cougars' season dominance over Utah teams, BYU defeated Utah State 69-67 in the Marriott Center. The game featured the debut of University of Utah transfer Trent Whiting who had a game-high 22 points to lead his new team in scoring. "I guess if anybody questioned why I started (Whiting) tonight, you probably know now," said BYU coach Steve Cleveland. "He has been the best player in practice for four months. He is a competitor and he adds a nice dimension to this ball club; something we haven't had." After a quick start and an early 12-point BYU lead, Utah State battled back to take a late first-half lead with 36 seconds left before halftime. Whiting proved his worth hitting an NBA-range three-pointer at the buzzer to give the team a 41-40 lead at the break. The Aggies came out strong in the second half, taking a 42-41 lead and maintaining the lead until late in the game. After BYU's Terrell Lyday hit a three-pointer to bring the Cougs within two, Whiting picked the pocket of USU's Bernard Rock and heading down the court to finish the fast break with a layup, tying the game 63-63. The two teams exchanged buckets, but it was BYU's Mekeli Wesley who made two free throws with eight seconds left to give the Cougars the two-point victory.



## **BYU 91, UNLV 63,** **January 15, 2001**

In a nationally televised game on ESPN, BYU came up big against the Rebels winning 91-63 in a late-night thriller. Playing in a Monday night 10 p.m. start, the Cougars were anything but sleepy as four starters scored in double figures. The 28-point margin of victory marked the biggest win over UNLV in BYU history and was sparked by a 26-point performance by Trent Whiting. The game was a measure of success for head coach Steve Cleveland, who inherited a 1-25 team just four years earlier. "It was the best basketball we've played here in four years against a quality team," said Cleveland. "We defended and executed well and I really like the flow in the last seven games. Our defense was the best since we've been here." BYU's defense held

UNLV's leading scorer, Kaspars Kambala, to only two points, 16 points below his average. The offense for BYU was blistering, shooting 6-11 behind the three-point line, 56 percent from the field and 85 percent from the charity stripe. The game was never really close, as BYU started the game with a 10-0 run and carried a 19-point lead into the half.

## **BYU 69, Utah 61** **January 29, 2001**

BYU's Trent Whiting showed no mercy on his former team, scoring 21 points to lead all players and help the Cougars to a 69-61



Mekeli Wesley helped spark the Cougars to victories over rival Utah in 2000 and 2001. He was the MWC MVP as a senior in 2001.

win. BYU's defense put the Utah offense to sleep in the 10 p.m. Monday night game, holding the Utes to 39 percent from the floor. "The difference in the ball game was the second half," said BYU coach Steve Cleveland. "We played with much more aggression, especially at the defensive end." BYU's offense supported the defense as the team hit 10 three-pointers on 19 attempts. Whiting's scoring was efficient, hitting 5-for-9 from the field, including 3-for-5 behind the three-point line and a perfect 8-for-8 from the free-throw line. With the win, BYU reclaimed the series lead at 115-114.

### **BYU 77, Wyoming 66** **March 9, 2001**

In the semifinal game of the Mountain West Conference Tournament in Las Vegas, the Cougars downed a tenacious Wyoming team 77-66 in the Thomas and Mack Center. Advancing to the MWC championship game wasn't easy despite an early 20-10 lead for BYU. Both teams finished the regular season as conference co-champions along with Utah, and both teams played each other as champions, coming up with big plays from clutch players. While it was a total team effort, MWC Player of the Year Mekeli Wesley and All-MWC guard Terrell Lyday carried the Cougars on their backs, scoring all but four of BYU's 34 second-half points. "Terrell and Mekeli played huge for us tonight," BYU head coach Steve Cleveland said. "We played a great game tonight and we don't win it unless we have the performances we got from those two guys." The senior duo combined for 55 points on Wesley's 23 points and Lyday's MWC tournament record 32 points. Wesley, amazingly, played the final 11 minutes of the game with four fouls, while teammates Eric Nielsen and Nate Knight left the game with five fouls apiece. The Cowboys tried to mount a comeback with Brett McFall's 5-for-9 shooting and 19 points, but BYU's defense held out until the end of the game.

### **BYU 69, New Mexico 65** **March 10, 2001**

After a late-night thriller against Wyoming and a win over Air Force the day before that, the Cougars faced a tough New Mexico team in the championship game of the Mountain West Conference Tournament. After BYU's Trent Whiting hit two free throws with 4.6 seconds left, the Cougars won the MWC Tournament Championship 69-65. Not only did the Cougars win the conference tournament, but they also secured a spot in the NCAA Tournament, BYU's first visit since 1995. League MVP Mekeli Wesley was the outstanding player of game as he hit 11-of-12 shots on his way to a 30-point night. "Mekeli is the best player in the league and he showed that today," said New Mexico forward Brian Smith, who was matched up against Wesley most of the night. Wesley was not without a supporting cast, as senior colleagues Terrell Lyday and Trent Whiting came up big. Whiting's 15 points came at crucial times, one of his three buckets from behind the arc fell at the end of the first half, while another helped the Cougars with two minutes left. Lyday's night was spotlighted with defense. Lyday held New Mexico's leading scorer, Marlon Parmer, to only 12 points and 0-for-4 from the field in the first half. Parmer had a chance to win the game for the Lobos late with a three-pointer, but Lyday's defense stopped Parmer from getting a good look and hitting the shot. "I told Terrell that he wasn't going to score 26 points



**TERRELL LYDAY**

tonight, but his main responsibility would be to defend," BYU coach Steve Cleveland said. "He made a huge defensive stop on Parmer's last shot."


### **BYU 81, Stanford 76** **December 22, 2001**

In perhaps the Cougars' biggest non-conference game of the Steve Cleveland era, BYU defeated No. 13 Stanford, 81-76, in a nationally televised game on ESPN at the Las Vegas Showdown. The win extended BYU's neutral court victory streak at the Thomas and Mack Center to six straight games. With BYU having lost four starters, including three All-MWC players, from its MWC title team the year before, the defending Pac-10 champion Cardinal with All-American Casey Jacobson was a heavy favorite. But senior forward Eric Nielsen delivered the best game of his career. Nielsen finished with 29 points, going 11-16 from the field, 2-2 from the three-point line, and 5-5 on free throws to shatter his previous career high of 19 points. Nielsen just outpaced Jacobsen as the Stanford All-American finished with 28 points. With solid BYU defensive pressure, Jacobsen went cold down the stretch and struggled from the free throw line. BYU entered the game leading the nation in free throw percentage and used it to hold on as senior Matt Montague hit six free throws in the final minute. The Cougars shot a blistering 63.6 percent from behind the three-point line. BYU finished the game 7-11 from behind the arc, while Stanford finished the game 6-25. Trailing 63-61 with just under 10 minutes to play, BYU went on a decisive 13-2 run over the next eight minutes that proved too much for the Cardinal to overcome. BYU made free throws when it mattered most. It was BYU's first win over a ranked opponent since 1998 when the Cougars knocked off No. 15 New Mexico in The Pit during Cleveland's first season

*Terrell Lyday's defense and offense were two reasons for BYU victories against Wyoming and New Mexico in the 2001 MWC Championships. BYU has a 5-2 overall record in the MWC Tournament.*

### **BYU 63, Utah 61** **February 23, 2002**

With the attention of the world on Utah during the final days of the 2002 Winter Olympics, the BYU-Utah rivalry stole local headlines with an unforgettable 21-point BYU comeback win to protect the nation-leading home winning streak at 35 games. A victory looked very doubtful after BYU played its worst first half of the home-court victory streak, trailing 43-26 at the break. In the second half, two quick Utah buckets pushed the lead to 21 at 47-26, but the Marriott Center magic ignited as BYU went on an amazing 24-5 run. The momentum had completely changed as BYU was back in the game with 7:26 remaining and down by only two points, 52-50. Great defense led to the second-half offensive explosion. After giving up a season-worst 43 points in the first half, BYU held Utah to 29 percent shooting and outscored the Utes 37-18 in the second half. Seniors Matt Montague and Eric Nielsen led the second-half charge. With 1:18 remaining in the game, Montague hit a rare three-pointer to bring BYU within one, 61-60. On the next possession, Montague made a record-setting assist to Nielsen for an eight-foot jumper that gave the Cougars their first lead of the game, 62-61, with 25 seconds left. That assist tied Montague with BYU legend Danny Ainge for the all-time career record for assists at 539. The Cougars sealed the win with two crucial rebounds, with 7-foot center Dan Howard getting fouled after a key board. Howard added a free throw and the Utes were left to walk off the court in disbelief while the BYU players and fans celebrated at mid-court. Despite being in foul trouble, junior forward Travis Hansen finished with a game-high 17 points and team-high seven rebounds for BYU. "I thought it was most appropriate that our two seniors hit the two big shots of the game," said coach Steve Cleveland. "This was a great college game."



*Travis Hansen celebrates BYU's amazing 21-point second half comeback victory over the Utes to preserve the nation's longest home winning streak.*

## 100 YEARS OF BYU BASKETBALL

The past 100 years have brought many changes to Provo and especially to Brigham Young University. One thing that hasn't changed, however, is the winning tradition of BYU basketball.

Many people don't realize how long the Cougars have been playing basketball or how much success the teams have enjoyed since the turn of the century. Times have changed the way the game looks and the way it is played. The scenery has changed from many gyms the Cougars have called home over the years. But for the most part, BYU teams have simply won games for the past 100 years.

Of those 100 seasons played, BYU has won one-fourth of all conference championships. Those titles range back through four different conferences. The first seven came from the Rocky Mountain Conference and continued as BYU won five as a member of the Skyline Conference.

During the Cougars' membership in the Western Athletic Conference, BYU teams won 12 conference

championships. Tack on one Mountain West Conference title in the league's first three seasons with the 2000-01 championship and BYU has won 25 basketball championships in all.

The Cougars are no strangers to postseason play. BYU teams have been invited to the NCAA Tournament 19 times. The most memorable highlight came during the 1980-81 season when Danny Ainge's full-court jaunt and finger roll—as time expired—shocked heavily favored Notre Dame and stunned the nation. The win propelled the team to the "elite eight," which is the furthest any Cougar team has gone in that tournament.

The National Invitation Tournament has invited the Cougars to its postseason event nine times. Of those nine, BYU has reached the final four twice—earning a trip to New York—and both times Stan Watts' teams brought home the title. The first came in 1951 by a team that won 28 games in one season, which still stands as a BYU record. The other came in 1966.

The highest ranking a Cougar team has received in the media polls was the 1987-88 team. At one point the team was 17-0 and reached as high No. 2 and No. 3 in the rankings. Had the victory streak not been snapped by UAB in Birmingham, the Cougars could have easily found themselves in the No. 1 spot as the top-rated Arizona Wildcats had lost and left the door open for the Cougars to be the only undefeated team in college basketball.


Over the years, 21 different coaches have paced the BYU sideline and 18 of those did so with winning percentages. The combined efforts of these men have provided the Cougars with an overall record of 1427-922 (.608) and 80 winning seasons in 100 years.

The Cougars have called several places "home" throughout the last century. Home games have been played in many locations, including an upstairs gym in Springville—where fans would stand in window sills to see the game, the old BY Academy and the University of Utah's home court. Eventually, BYU found a home on campus when the George Albert Smith Fieldhouse was built in the 1951.

Many capacity crowds crammed inside the Fieldhouse to see Cougar basketball. With the winning tradition that was being established, the then 10,000-seat arena grew too small for the increasing interest. In 1971, the Marriott Center was built, giving BYU one of the nicest facilities in the country. With 22,700 seats it became, and still is, one of the most intimidating arenas in college basketball.

Many long winning streaks have been accumulated in the Marriott Center, including the current streak of 36 consecutive home wins—a school record. Inside the Marriott Center, BYU teams have posted a 340-106 record. That's a winning percentage of .762.

Taking the helm the year after a program-worst 1-25 season in 1996-97, current coach Steve Cleveland already has one conference title and three postseason appearances in his five seasons. BYU basketball's winning tradition continues. Only time will tell, but every indication is the next 100 years will be as successful as the last.



## 1902-03

DATE	OPPONENT	SCORE	W/L
F 6	at LDSU	7-47	L
F 14	BY College	13-17	L
F 21	Weber Academy	30-18	W
F 27	at Weber Academy	17-16	W
F 28	at BY College	20-17	W
M 7	LDSU	13-23	L
M 21	at LDSU	13-30	L
M 28	Univ. of Colorado	23-15	W
A 2	Univ. of Colorado	10-16	L

Coach: W.A. Colton  
Record: 4-5

## 1903-04

DATE	OPPONENT	SCORE	W/L
J 9	Salt Lake H.S.	38-8	W
J 16	LDSU	17-22	L
J 22	at Weber Academy	43-13	W
J 23	at BY College	18-9	W
F 6	BY College	17-18	L
F 19	at LDSU	20-27	L

Record: 3-3

## 1904-05

DATE	OPPONENT	SCORE	W/L
J 21	at A.F. Apollos	NS	L
J 28	LDSU	51-7	W
F 3	at State Deaf School	64-6	W
F 4	at BY College	22-14	W
F 10	A.F. Apollos	NS	W
F 11	BY College	19-12	W
F 18	Weber Academy	30-10	W
F 24	at LDSU	NS	W
F 25	at Weber Academy	14-16	L
M 4	State Deaf School	NS	W
M 4	at A.F. Apollos	10-7	W
M 25	Wheaton Col. (Ill.)	27-35	L

Record: 9-3

## 1905-06

DATE	OPPONENT	SCORE	W/L
J 13	LDSU	25-12	W
J 19	Weber Academy	NS	W
J 27	State Deaf School	62-4	W
F 9	at Weber Academy	15-11	W
F 10	at State Deaf School	NS	W
F 13	Chicago YMCA	14-22	L
F 16	at LDSU	19-17	W
F 23	at Utah State	21-14	W
F 24	at BY College	20-18	W
M 2	Minn. Red Wings	20-18	W
M 3	Utah State	19-11	W
M 17	BY College	20-19	W

Coach: C.T. Teetzel  
Record: 11-1

## 1906-07

DATE	OPPONENT	SCORE	W/L
19	Weber Academy	72-9	W
J 26	BY College (OT)	26-24	W
F 1	at LDSU	32-29	W
F 7	Chicago Crescents	21-24	L
F 16	Utah State	44-11	W
F 23	Weber Academy	2-0	W
M 1	at Utah State	23-12	W
M 2	at BY College	16-19	L
M 8	LDSU	30-19	W
M 16	v. BY College (OT)	24-27	L

! - forfeit  
Coach: C.T. Teetzel  
Record: 7-3

## 1907-08

DATE	OPPONENT	SCORE	W/L
17	at BY College	14-16	L
J 18	at Utah State	29-16	W
J 25	LDSU (OT)	20-19	W
F 1	Utah State	43-19	W
F 15	LDSU	26-25	W
F 22	BY College	22-27	L

Coach: C.T. Teetzel  
Record: 4-2

## 1908-09

DATE	OPPONENT	SCORE	W/L
D 12	YMCA	23-29	L
J 9	at YMCA	17-31	L
J 16	at LDSU	16-30	L
J 23	Utah	32-9	W
J 30	BY College	35-21	W
F 6	Utah State	37-11	W
F 20	LDSU	28-33	L
F 22	Oregon	26-24	W
F 26	at Utah State	37-13	W
F 27	at BY College	34-27	W
M 5	at Utah	40-27	W

Coach: Fred Bennion  
Record: 7-4

## 1909-10

DATE	OPPONENT	SCORE	W/L
J 8	YMCA	28-26	W
J 14	at BY College	33-13	W
J 15	at Utah State	40-20	W
J 22	BY College	42-14	W
F 2	at Utah	31-27	W
F 11	Utah	31-17	W
F 12	at LDSU	29-21	W
F 18	Utah State	47-31	W
F 22	YMCA	21-26	L
F 25	LDSU	47-12	W
F 26	at YMCA	13-23	L

Coach: Fred Bennion  
Record: 9-2

## 1910-11

DATE	OPPONENT	SCORE	W/L
J 7	at Snow Academy	45-25	W
J 14	Alumni	32-22	W
J 21	YMCA	41-17	W
J 28	Utah	47-27	W
F 4	at Utah State	29-19	W
F 18	Utah State	37-21	W
F 25	at Utah	33-26	W
F 27 *	Hamilton, Wis.	27-26	W



**FRED BENNION**  
Years: 1908-10  
Record: 16-6 (.727)

\* - Game in dispute

Coach: Henry Rose  
Record: 8-0

## 1911-12

DATE	OPPONENT	SCORE	W/L
J 13	Alumni	40-19	W
J 20	BY College	48-20	W
J 27	LDSU	51-12	W
F 3	Utah State	36-17	W
F 9	at Utah State	37-16	W
F 17	at Utah	36-25	W
M 2	Utah	32-25	W

Coach: E.L. Roberts  
Record: 7-0

## 1912-13

DATE	OPPONENT	SCORE	W/L
D 14	Weber Academy	48-34	W
J 11	Alumni	61-26	W
J 18	LDSU	34-20	W
J 25	Burlington (S.L.)	49-17	W
F 1	BY College	40-29	W
F 8	Utah	31-49	L
F 14	at BY College	28-26	W
F 15	at Utah State	33-23	W
F 22	at Utah (OT)	25-28	L
M 1	Utah State	20-29	L

Coach: E.L. Roberts  
Record: 7-3

## 1913-14

DATE	OPPONENT	SCORE	W/L
J 10	S.L. Hardware	53-18	W
J 17	Deseret Business	44-13	W
J 31	BY College	43-23	W
F 5	Montana State	67-14	W
F 14	at Utah	23-36	L
F 21	Utah State	41-21	W
F 28	Utah	32-24	W
M 6	at Utah State	28-19	W
M 7	at BY College	22-15	W
M 9	at Oneida Academy	25-26	L

Coach: E.L. Roberts  
Record: 8-2

## 1914-15

DATE	OPPONENT	SCORE	W/L
J 15	at Apollos	23-27	L
J 16	Apollos	35-25	W
J 30	BY College	37-32	W
F 13	Utah State	29-21	W
F 20	Utah	29-28	W
F 26	at Utah State	31-23	W
F 27	at BY College	24-18	W
M 12	at Utah	20-38	L

Coach: E.L. Roberts  
Record: 6-2

## 1915-16

DATE	OPPONENT	SCORE	W/L
J 15	Springville H.S.	44-17	W
F 4	at Utah	26-41	L
F 12	Utah State	42-17	W
F 19	Jola (KS) YMCA	70-25	W
F 26	at Utah State	23-37	L
M 4	Utah	30-38	L

Coach: E.L. Roberts  
Record: 3-3

## 1916-17

DATE	OPPONENT	SCORE	W/L
D 13	at Springville H.S.	19-20	L
J 6	BY H.S.	50-20	W
J 13	West H.S.	42-24	W



**E.L. ROBERTS**  
Years: 1911-20, 25-27  
Record: 74-39 (.655)

J 20	Springville H.S.	61-24	W
J 27	LDSU	38-19	W
J 29	Chicago Cres.	51-9	W
F 3	at BY College	84-37	W
F 10	Utah	38-32	W
F 17	Utah State	43-22	W
F 23	at Utah	54-33	W
M 3	Alumni	50-19	W
M 8	at Utah State	34-27	W
M 14	#Brown-King (SL)	52-21	W
M 15	#NW Normal (OK)	35-24	W
M 16	#Seward Park Bro.	27-16	W
M 17	#Illinois AC	14-27	L

#AAU Tourney (Chicago)  
Coach: E.L. Roberts  
Record: 14-2

## 1917-18

DATE	OPPONENT	SCORE	W/L
N 29	at Lehi H.S.	30-34	L
J 12	BY H.S.	40-28	W
J 19	Lehi H.S.	67-30	W
J 25	BY College (OT)	32-36	L
F 1	Hinckley Acad.	58-28	W
F 9	Utah	21-27	L
F 11	at Amer. Fork H.S.	48-35	W
F 23	at Utah	38-28	W

Coach: E.L. Roberts  
Record: 5-3

## 1918-19

DATE	OPPONENT	SCORE	W/L
	Pl. Grove H.S.	58-19	W
	Lehi H.S.	72-14	W
	Springville H.S.	46-19	W
F 6	at Sp. Fork H.S.	87-18	W
F 7	at Utah	22-50	L
F 15	BY College	50-24	W
M 1	Utah State	23-26	L
M 8	Utah	21-31	L

Coach: E.L. Roberts  
Record: 5-3

## 1919-20

DATE	OPPONENT	SCORE	W/L
J 9	at Springville H.S.	34-19	W
J 10	BY H.S.	49-32	W
J 21	at A.F. Legion	56-34	W
J 24	Lehi Legion	47-20	W
J 31	at Utah State	27-55	L
M 4	at Utah	30-41	L

Coach: E.L. Roberts  
Record: 4-2

# all-time season results

## 1920-21

H/A	OPPONENT	SCORE	W/L
A	Lehi Legion	16-39	L
H	Utah AA	33-29	W
H	BY H.S.	56-23	W
H	Alumni	29-25	W
H	PG. High	43-14	W
H	Alumni	29-25	W
H	Provo Legion	36-30	W
H	Utah	22-16	W
A	Utah State	43-45	W
H	Provo Legion	31-25	W
H	Utah State	30-28	W
A	Utah	16-29	L

Coach: Alvin Twitchell  
Record: 10-2

## 1921-22

H/A	OPPONENT	SCORE	W/L
H	Provo Legion	24-36	L
H	Provo Legion	35-24	W
H	WAA	28-31	L
H	Lehi H.S.	47-23	W
H	BYU Frosh	32-22	W
A	Lehi H.S.	26-23	W
A	A.F. Legion	44-24	W
H	A. F. Legion	36-10	W
H	Utah State	39-22	W



**ALVIN TWITCHELL**  
Years: 1920-25 (5)  
Record: 50-20 (.714)

A	Utah State	34-36	L
H	Utah	32-27	W
A	Utah	29-16	W

Coach: Alvin Twitchell  
Record: 9-3

## 1922-23

DATE	OPPONENT	SCORE	W/L
J 4	at Carbon Co. H.S.	51-25	W
J 13	BY H.S.	24-17	W
J 20	West H.S.	44-20	W
J 24	Provo H.S.	30-20	W
J 26	Utah	36-29	W
J 27	Utah	25-19	W
F 2	at Utah State	19-55	L
F 3	at Utah State	30-36	L
F 16	at Utah	33-35	L
F 17	at Utah	18-24	L
F 23	Utah State	22-23	L
F 24	Utah State	37-26	W

Coach: Alvin Twitchell  
Record: 7-5

## 1923-24

DATE	OPPONENT	SCORE	W/L
	at Nephi H.S.	NS	W
	Wasatch H.S.	38-21	W
J 10	Colorado Col.	36-39	L
J 11	Colorado Col. (OT)	40-38	W
J 12	Colorado Col.	32-25	W
J 12	LDSU	34-38	L
J 18	Idaho AC	35-18	W
J 19	Nephi H.S.	39-25	W
J 25	at Utah	38-21	W
J 26	at Utah	36-26	W
J 29	Colorado Tch. Col.	27-33	L
J 30	Colorado Tch. Col.	34-31	W
F 8	Utah State	36-43	L
F 9	Utah State	38-21	W
F 15	Utah	37-22	W
F 16	Utah	34-32	W
F 22	at Utah State	30-27	W
F 23	at Utah State	32-25	W

Coach: Alvin Twitchell  
Record: 14-4

## 1924-25

DATE	OPPONENT	SCORE	W/L
J 9	Nephi H.S.	44-20	W
J 10	Provo H.S.	31-24	W
J 17	Apex	34-22	W
J 23	at Utah State	29-26	W
J 24	at Utah State	22-42	L
F 6	Utah	33-35	L
F 7	Utah	42-25	W
F 13	Utah State	48-36	W
F 14	Utah State	24-23	W
F 20	Western State	54-18	W
F 21	Western State	55-27	W
F 27	at Utah	24-36	L
F 28	at Utah	41-36	W
M 19	at Colorado Col.	32-41	L
M 20	at Colorado Col.	34-42	L
M 21	at Colorado Col.	25-39	L

Coach: Alvin Twitchell  
Record: 10-6

## 1925-26

DATE	OPPONENT	SCORE	W/L
J 6	SE College (OK)	40-21	W
J 14	Apex	33-31	W
J 22	at Utah	22-21	W
J 23	at Utah	35-31	W
J 29	Utah State	31-49	L
J 30	Utah State	36-32	W
F 5	at Montana State	18-41	L
F 6	at Montana State	31-36	L
F 12	Utah	34-39	L
F 13	Utah	37-24	W
F 19	at Western State	53-22	W
F 20	at Western State	38-30	W
F 26	Utah State	52-43	W
F 27	Utah State	34-36	L
M 3	Montana State	52-33	W
M 4	Montana State	36-20	W

Coach: E.L. Roberts  
Record: 11-5

## 1926-27

DATE	OPPONENT	SCORE	W/L
D 18	Dixie College	40-25	W
D 29	at Hinkley Academy	15-35	L
J 7	BY H.S.	22-24	L
J 8	BY H.S.	44-22	W
J 14	Arthur Academy	40-42	L
J 15	Alumni	47-33	W
J 21	at Utah State	47-50	L
J 22	at Utah State	34-62	L

J 28	Utah	39-42	L
J 29	Utah	35-37	L
F 4	at Montana State	37-64	L
F 5	at Montana State	33-49	L
F 12	Apex	50-22	W
F 18	Montana State	20-43	L
F 19	Montana State	38-53	L
F 25	at Utah	31-34	L
F 26	at Utah (OT)	40-34	W
M 4	Utah State	38-44	L
M 5	Utah State	35-42	L

Coach: E.L. Roberts  
Record: 5-14

## 1927-28

DATE	OPPONENT	SCORE	W/L
D 10	Arthur Academy	41-39	W
D 17	Oregon State	22-37	L
D 22	Ricks College	53-31	W
D 28	at Milford Academy	42-41	W
D 29	at Branch Academy	59-22	W
D 30	at Dixie College	30-24	W
D 31	at Dixie College	32-25	W
J 7	Branch AC	53-27	W
J 13	Milford AC	45-39	W
J 14	Milford Academy	45-34	W
J 14	Alumni	47-33	W
J 20	Montana State	41-43	L
J 21	Montana State	37-43	L
J 27	at Utah	37-30	W
J 28	at Utah	35-31	W
F 10	Utah State	49-34	W
F 11	Utah State	31-39	L
F 17	Utah	25-31	L
F 18	Utah	26-31	L
F	at Utah State	41-52	L
F	at Utah State	42-48	L
M	at Montana State	44-69	L
M	at Montana State	41-57	L

Coach: G. Ott Romney  
Record: 13-10

## 1928-29

DATE	OPPONENT	SCORE	W/L
D 8	Alumni	36-48	L
D 8	Vico Oil	38-37	W
D 14	Dixie College	34-24	W
D 14	Snow College	41-26	W
D 17	Colorado St. Col.	47-39	W
D 18	at Arthur Academy	42-60	L
D 26	v. North Dakota	50-53	L
D 28	North Dakota	42-26	W
D 29	North Dakota	31-30	W
J 2	at Los Angeles Academy	32-23	W



**G. OTT ROMNEY**  
Years: 1927-35 (9)  
Record: 152-81 (.652)

J 3	at Alhambra Academy	33-26	W
J 4	at Hollywood Academy	49-44	W
J 5	at Pacific Coast Academy	41-28	W
J 7	at Las Vegas Academy	42-26	W
J 9	Phillips	40-30	W
J 10	Phillips	38-51	L
J 18	Utah	41-38	W
J 19	Utah	49-45	W
J 23	at Montana Normal	77-25	W
J 24	at Montana Mines	29-25	W
J 25	at Montana State	36-72	L
J 26	at Montana State	37-67	L
F 1	at Utah State	53-45	W
F 2	at Utah State	46-34	W
F 8	at Utah	41-56	L
F 9	at Utah	53-37	W
F 18	Montana State	42-70	L
F 19	Montana State	57-66	L
M 1	Utah State	49-45	W
M 2	Utah State	50-52	L

Coach: G. Ott Romney  
Record: 20-10

## 1929-30

DATE	OPPONENT	SCORE	W/L
D 4	38th Infantry	55-26	W
D 4	College All-Stars	63-44	W
D 11	Alumni	63-45	W
D 16	Wyoming	47-25	W
D 18	Wyoming	51-38	W
D 21	at UCLA	47-40	W
D 23	at UCLA	43-47	L
D 26	at Los Angeles	45-39	W
D 27	at Pacific Coast Acad.	34-33	W
D 28	at Hollywood Academy	79-50	W
D 30	at Occidental	47-43	W
J 2	at San Bernardino JC	49-23	W
J 3	at Dixie College	36-32	W
J 4	at Snow College	41-28	W
J 10	Nevada-Reno	44-26	W
J 11	Nevada-Reno	46-35	W
J 17	Utah State	37-39	L
J 18	Utah State	53-37	W
J 24	Montana State	43-69	L
J 25	Montana State	45-42	W
J 31	at Utah	49-53	L
F 1	at Utah	30-38	L
F 7	at Montana State	47-41	W
F 8	at Montana State	39-70	L
F 10	at Idaho State	51-33	W
F 14	at Utah State	49-36	W
F 15	at Utah State	41-55	L
F 21	Montana Miners	56-37	W
F 28	Utah	56-31	W
M 1	Utah	59-42	W

Coach: G. Ott Romney  
Record: 23-7

## 1930-31

DATE	OPPONENT	SCORE	W/L
N 29	Alumni	57-49	W
D 5	Deseret News Academy	63-30	W
D 6	Alumni	80-68	W
D 11	at Rock Springs Academy	47-50	L
D 12	at Wyoming	36-37	L
D 13	at Wyoming	46-42	W
D 15	at Colo. St. College	42-29	W
D 17	at Henry's(Wichita)	29-61	L
D 19	at Butler	34-45	L
D 20	at Ill. Wesleyan	34-33	W
D 22	at Marquette	31-35	L
D 26	at John Carroll	58-27	W
D 27	at Western Reserve	42-27	W
D 29	at Michigan State	28-29	L
D 30	at Chicago	38-35	W

# all-time season results

D 31	at St. Louis	37-32	W
J 1	at Wittenberg	36-43	L
J 3	at Cincinnati	41-27	W
J 5	Nebraska	55-44	W
J 8	Henry's (Wichita)	45-52	L
J 12	Montana State	63-52	W
J 13	Montana State (OT)	54-50	W
J 23	Utah (OT)	51-52	L
J 24	Utah	43-45	L
J 30	at Utah State	59-61	L
J 31	at Utah State	45-39	W
F 6	at Montana State	27-42	L
F 7	at Montana State	53-41	W
F 9	at Idaho State	76-34	W
F 20	Utah State	61-51	W
F 21	Utah State	53-40	W
F 27	at Utah	39-49	L
F 28	at Utah	57-49	W

Coach: G. Ott Romney

Record: 20-13

## 1931-32

DATE	OPPONENT	SCORE	W/L
N 26	Utah St. Alumni	62-51	W
N 27	Utah Alumni	55-33	W
N 28	Alumni	58-36	W
D 4	Gila College	50-23	W
D 5	Gila College	52-28	W
D 11	at Wisconsin	16-32	L
D 12	at Loyola (Ill.)	30-35	L
D 14	at Marquette	39-32	W
D 15	at Iowa State	28-47	L
D 17	at Nebraska	31-27	W
D 19	at Creighton	36-41	L
D 21	at Wyoming	47-57	L
D 22	at Wyoming	31-61	L
D 28	Olson's Swedes	35-25	W
J 7	Henry's (Wichita)	43-30	W
J 8	Henry's (Wichita)	39-22	W
J 15	Utah	44-36	W
J 16	Utah	39-40	L
J 22	Utah State (OT)	45-47	L
J 23	Utah State	40-37	W
J 29	at Montana State	36-23	W
J 30	at Montana State	37-22	W
F 5	at Utah	32-35	L
F 6	at Utah	43-34	W
F 15	Montana State	48-26	W
F 16	Montana State	42-43	L
F 26	at Utah State	39-32	W
F 27	at Utah State	63-50	W
M 1	vs. Utah	35-32	W
M 3	at Wyoming	33-37	L
M 4	at Wyoming	28-29	L
M 5	at Wyoming	38-22	W

Coach: G. Ott Romney

Record: 20-12

## 1932-33

DATE	OPPONENT	SCORE	W/L
D 8	Alumni	47-26	W
D 8	Alumni	43-35	W
D 16	at Western State	58-20	W
D 17	at Western State	49-41	W
D 19	at Colo. St. College	38-33	W
D 20	at Colo. St. College	46-36	W
D 21	at Den. Piggly Wiggly	20-41	L
D 22	at Colorado College	43-30	W
D 23	at Colorado College	55-34	W
J 5	Henry's (Wichita)	30-47	L
J 6	Olson's Swedes	31-32	L
J 13	Utah	40-27	W
J 14	Utah	33-34	L
J 20	at Montana State	53-38	W
J 21	at Montana State	33-26	W

J 27	at Utah State	33-40	L
J 28	at Utah State	59-44	W
F 6	Montana State	42-29	W
F 7	Montana State	53-27	W
F 17	at Utah	43-42	W
F 18	at Utah	36-50	L
F 24	Utah State	37-30	W
F 25	Utah State	48-36	W
M 4	vs. Utah	43-26	W
M 9	Wyoming	25-35	L
M 10	Wyoming	37-33	W
M 11	Wyoming	41-39	W

Coach: G. Ott Romney

Record: 20-7

## 1933-34

DATE	OPPONENT	SCORE	W/L
D 6	Clark's Ins.	56-38	W
D 6	Alumni	56-51	W
D 11	Ogden Boosters	30-31	L
D 13	Denver Academy	47-50	L
D 18	Colorado College	43-27	W
D 19	Granite Mart	56-35	W
D 21	vs. Ogden Boosters	26-36	L
D 22	vs. S. California	33-36	L
D 26	at Den. Piggly Wiggly	25-49	L
D 27	at Denver	43-38	W
D 28	at Denver AC	36-35	W
D 29	at Colorado Col.	31-38	L
D 30	at Western State	51-42	W
J 1	at Western State	54-32	W
J 2	at Cook's Sp.Goods	59-26	W
J 12	Utah State	57-34	W
J 13	Utah State	42-35	W
J 19	Montana State	48-31	W
J 20	Montana State	52-37	W
J 26	at Utah	41-37	W
J 27	at Utah	30-43	L
F 9	Utah	45-31	W
F 10	Utah	40-28	W
F 16	at Utah State	48-37	W
F 17	at Utah State	35-43	L
F 23	at Montana State	44-30	W
F 24	at Montana State	23-32	L
M 8	at Wyoming	38-43	L
M 9	at Wyoming (OT)	44-47	L
M 10	at Wyoming	34-43	L

Coach: G. Ott Romney

Record: 18-12

## 1934-35

DATE	OPPONENT	SCORE	W/L
N 21	Alumni	68-51	W
N 21	Alumni	51-53	L
N 30	Gibbs Ins.	65-26	W
N 30	Alumni	34-40	L
D 5	Pinney Beverage	49-33	W
D 10	CYO	63-37	W
D 13	Denver AC	29-36	L
D 20	at Creighton	48-38	W
D 21	at Colo. St. Col.	56-22	W
D 22	at Denver AC	33-41	L
D 28	Colorado St. Col.	46-35	W
D 29	vs. Colo. St. Col.	66-49	W
J 4	Branch AC	68-35	W
J 4	Dixie College	56-31	W
J 5	Branch AC	51-38	W
J 5	Dixie College	70-34	W
J 11	Utah	54-25	W
J 12	Utah	56-53	W
J 18	Montana State	62-28	W
J 19	Montana State	55-32	W
J 25	at Utah State	39-38	W
J 26	at Utah State	27-41	L
F 8	Utah State (OT)	47-48	L

F 9	Utah State	40-39	W
F 15	at Utah	46-50	L
F 16	at Utah	43-52	L
F 22	at Montana State	41-53	L
F 23	at Montana State	46-56	L

Coach: G. Ott Romney

Record: 18-10

## 1935-36

DATE	OPPONENT	SCORE	W/L
D 7	Alumni	72-52	W
D 13	Taylor Bros.	75-45	W
D 16	at Denver	45-49	L
D 17	at Nebraska	34-53	L
D 18	at Hastings	54-30	W
D 19	at Creighton	43-36	W
D 20	at Colorado Col.38-41		L
D 21	at Colorado Col.61-45		W
D 24	at Drake	63-38	W
D 28	Nebraska	46-39	W
D 30	Fresno State	63-54	W
D 31	Fresno State	72-41	W
J 4	Pac. States Pipe	75-16	W
J 10	at Montana State	45-40	W
J 11	at Montana State	40-42	L
J 17	Utah	42-34	W
J 18	Utah	47-42	W
J 27	Montana State	63-31	W
J 28	Montana State	39-42	L
F 7	Utah State	35-36	L
F 8	Utah State	33-37	L
F 14	at Utah	35-36	L
F 15	at Utah	37-36	W
F 21	at Utah State	39-32	W
F 22	at Utah State	41-51	L

Coach: Edwin R. Kimball

Record: 16-9

## 1936-37

DATE	OPPONENT	SCORE	W/L
D 5	Alumni	40-29	W
D 5	Alumni	58-31	W
D 11	Idaho State	30-24	W
D 12	Idaho State	34-35	L
D 18	vs. Western State	43-42	W
D 19	vs. Western State	39-42	L
D 21	Western State	66-35	W
D 30	at Loyola (Cal.)	32-35	L
J 2	at La Verne	66-21	W
J 4	at Fresno State	38-30	W
J 5	at Fresno State	45-44	W
J 6	at UC-Davis	38-28	W
J 7	at UC-Davis	33-32	W
J 8	at Nevada	42-38	W
J 9	at Nevada	36-24	W
J 15	Utah State	31-40	L
J 16	Utah State	49-35	W
J 22	Montana State	38-32	W
J 23	Montana State	42-37	W
J 29	at Utah	30-45	L
J 30	at Utah	40-41	L
F 5	at Montana State	33-71	L
F 6	at Montana State	45-55	L
F 12	at Utah State	55-45	W
F 13	at Utah State	38-47	L
F 19	Utah	35-43	L
F 20	Utah	36-31	W

Coach: Fred "Buck" Dixon

Record: 17-10

## 1937-38

DATE	OPPONENT	SCORE	W/L
D 11	Alumni	68-78	L
D 17	at Idaho State	30-38	L
D 18	at Idaho State	32-40	L



**ALVIN TWITCHELL**

Years: 1936-38 (2)

Record: 25-23 (.521)

D 20	Idaho	40-45	L
D 21	Idaho	47-40	W
D 22	Hastings	47-43	W
D 30	Nevada	49-45	W
J 7	Nevada	42-44	L
J 8	Alumni	59-57	W
J 14	at Denver	63-51	W
J 15	at Colorado	37-54	L
J 21	at Utah State	53-60	L
J 22	Utah	41-48	L
J 28	Colorado State	50-46	W
J 29	Colorado	49-55	L
F 11	at Wyoming	47-61	L
F 12	at Colorado State	39-45	L
F 19	Wyoming	38-49	L
F 25	Utah State	58-50	W
F 26	Denver	74-41	W
M 4	at Utah	43-54	L

Coach: Fred "Buck" Dixon

Record: 8-13

## 1938-39

DATE	OPPONENT	SCORE	W/L
D 10	Weber College	37-45	L
D 10	Alumni	43-42	W
D 13	Ecker Studio	55-47	W
D 19	at Montana	50-71	L
D 20	at Montana	54-47	W
D 21	at Montana State	50-46	W
D 22	at Montana State	38-43	L
D 23	at Idaho State	40-17	W
D 24	at Idaho State	34-25	W
D 27	Montana	50-46	W
D 28	vs. Montana	38-45	L
J 7	Utah State	46-54	L
J 13	at Colorado	33-44	L
J 14	at Wyoming	27-35	L
J 20	Utah	40-32	W
J 27	Montana State	69-35	W
F 7	Colorado	35-34	W
F 10	at Colorado State	43-44	L
F 11	at Denver	49-53	L
F 17	Denver	52-34	W
F 18	Wyoming	44-46	L
F 25	Colorado State	91-52	W
M 3	at Utah	47-52	L
M 4	at Utah State	38-53	L

Coach: Edwin R. Kimball

Record: 12-12

## 1939-40

DATE	OPPONENT	SCORE	W/L
D 9	Weber College	47-43	W
D 9	Alumni	52-54	L

# all-time season results

D 15	Idaho State	42-48	L
D 16	Provo Lions	53-41	W
D 16	Idaho State	59-31	W
D 19	at Ricks College	77-49	W
D 20	vs. Oregon State	30-57	L
D 21	vs. Oregon State	47-42	W
D 29	Provo Lions	61-53	W
D 30	at Weber College	70-35	W
J 2	Clark's Ins.	66-53	W
J 5	at Montana State	47-33	W
J 6	at Montana State	58-35	W
J 13	Colorado	47-75	L
J 19	at Colorado State	32-40	L
J 20	at Denver	54-44	W
J 26	Denver	63-48	W
J 27	Wyoming	34-29	W
F 3	Colorado State	62-42	W
F 9	at Utah	39-45	L
F 10	at Utah State	35-55	L
F 17	Utah State	49-43	W
F 23	Utah	52-41	W
M 1	at Colorado	43-64	L
M 2	at Wyoming	50-45	W

Coach: Edwin R. Kimball  
Record: 17-8



**EDWIN R. KIMBALL**

Years: 1935-36, 38-41 (6)  
Record: 60-39 (.606)

## 1940-41

DATE	OPPONENT	SCORE	W/L
D 7	Weber College	50-16	W
D 7	Alumni	70-40	W
D 13	at Idaho State	39-27	W
D 14	at Idaho State	56-29	W
D 18	at St. Barb. St. Col.	47-39	W
D 19	at San Diego St.	45-49	L
D 20	at San Diego St.	40-42	L
D 27	vs. Montana	47-41	W
D 28	vs. Montana	44-48	L
J 3	Montana State	67-45	W
J 4	Montana State	67-45	W
J 10	Utah State	66-34	W
J 17	at Wyoming	45-46	L
J 18	at Colorado	31-34	L
J 24	Wyoming	49-45	W
F 8	Utah	27-32	L
F 14	Colorado	45-50	L
F 15	at Colorado State	40-36	W
F 21	at Denver (OT)	34-32	W
F 22	Denver	52-37	W
M 1	Colorado State	60-33	W
M 7	at Utah	39-50	L
M 8	at Utah State	47-48	L

Coach: Edwin R. Kimball  
Record: 14-9

## 1941-42

The beginning of the Floyd Millett era as head coach. In 20 games the Cougars lost just three and posted a 17-3 record for the season. The team won 13 straight to open the season before stumbling to Wyoming. The other two losses both came at the hands of Colorado University.

DATE	OPPONENT	SCORE	W/L
D 6	Weber College	51-28	W
D 13	Idaho State	53-29	W
D 19	at Montana State	51-37	W
D 20	at Montana	46-34	W
D 22	at Montana State	64-48	W
D 23	at Idaho State	45-28	W
J 2	vs. Nevada	65-31	W
J 3	vs. Nevada	76-44	W
J 10	at Utah State	54-24	W
J 16	Wyoming	53-49	W
J 23	Denver	45-30	W
J 24	Colorado State	52-27	W
J 30	at Denver	46-34	W
J 31	at Wyoming	34-45	L
F 7	at Utah	50-42	W
F 14	Colorado	49-52	L
F 21	Utah State	57-52	W
F 27	at Colorado State	54-41	W
F 28	at Colorado	35-52	L
M 7	Utah	42-40	W

Coach: Floyd Millett  
Record: 17-3

## 1942-43

Before losing its last three games BYU enjoyed a run of 12 wins in 13 games. This run helped earn the team a 15-7 record for the season. The Cougars beat Carbon College by 51 points for the high margin of the season.

DATE	OPPONENT	SCORE	W/L
N 28	Weber College	47-45	W
N 28	Alumni	52-35	W
D 9	at Canisius (OT)	50-49	W
D 12	at Long Island	40-43	L
D 15	at Temple	32-35	L
D 18	at Loyola (Ill.)	44-50	L
J 5	Carbon College	72-20	W
J 5	Snow College	78-38	W
J 12	Ecker Studio	39-30	W
J 15	at Utah State	38-43	L
J 16	at Utah State	58-41	W
J 22	at Snow College	74-43	W
J 29	Utah	41-30	W
J 30	Utah	41-29	W
F 5	at Weber College	53-51	W
F 12	at Utah	44-34	W
F 13	at Utah	47-45	W
F 19	Utah State	44-38	W
F 20	Utah State	63-59	W
F 25	at Wyoming	42-53	L
F 26	at Wyoming	43-47	L
F 27	at Wyoming	43-66	L

Coach: Floyd Millett  
Record: 15-7

## 1943-44

BYU played just five games under Coach Millett and went 3-2. Wins came against Alumni, Canisius and Omaha.

DATE	OPPONENT	SCORE	W/L
D 4	Alumni	57-54	W
D 11	at Canisius	45-36	W
D 14	at Long Island	41-56	L
D 18	at Albright	49-53	L

D 22 at Omaha 45-40 W  
Coach: Floyd Millett  
Record: 3-2

## 1944-45

This was a season of streaks. The Cougars had two four-game winning streaks and suffered three three-game losing skids. BYU played well to close the season winning four of their last six.



**FLOYD MILLETT**

Years: 1941-49 (8)  
Record: 105-77 (.577)

DATE	OPPONENT	SCORE	W/L
N 30	Alumni	28-60	L
D 2	Montana State	51-31	W
D 8	Kearns Depot	39-41	L
D 9	Ecker Studio	48-56	L
D 15	at Idaho State	35-45	L
D 16	at Idaho State	45-33	W
D 20	vs. Ecker Studio	41-61	L
D 29	at Pepperdine	51-56	L
D 30	at Pratt Aircraft	43-44	L
J 2	at Walker Bomb.	48-45	W
J 3	at Walker Bomb.	59-47	W
J 5	at U.S. Naval Hosp.	44-34	W
J 12	at Kearns Depot	47-42	W
J 19	at Wyoming	41-51	L
J 20	at Colorado	36-55	L
J 26	Utah	46-51	L
F 3	Utah State	50-41	W
F 13	Colorado	60-58	W
F 17	at Denver	61-50	W
F 23	Denver	70-31	W
F 24	Wyoming	34-39	L
M 3	at Utah	52-56	L
M 7	at Utah State	64-37	W

Coach: Floyd Millett  
Record: 11-12

## 1945-46

The Cougars could only manage to put together one significant winning streak of four games and played close to .500-ball the rest of the season.

DATE	OPPONENT	SCORE	W/L
D 1	Alumni	61-62	L
D 6	vs. Wyoming	49-58	L
D 7	vs. Montana State	55-40	W
D 8	vs. Wyoming	37-52	L
D 10	vs. Idaho State	58-47	W
D 11	at Idaho State	54-47	W
	Clearfield Navy	60-16	W
D 21	at Kearns Depot	42-54	L

D 27	at Manhattan	53-43	W
J 1	at Canisius	62-52	W
J 3	at Northwester	41-61	L
J 4	at Loyola (Ill.)	43-44	L
J 5	at Valparaiso	58-72	L
J 12	at Utah \State	47-29	W
J 18	Wyoming	36-41	L
J 25	Denver	48-23	W
J 26	Colorado State	42-41	W
F 1	at Denver	37-36	W
F 2	at Wyoming	57-41	W
F 9	at Utah	28-46	L
F 16	Colorado	53-65	L
F 23	Utah State	64-48	W
M 2	at Colorado State	40-47	L
M 4	at Colorado	42-60	L
M 9	Utah	53-71	L

Coach: Floyd Millett  
Record: 12-13

## 1946-47

BYU lost 13 of 17 games to finish the season after a decent 4-3 start. BYU went 1-3 against in-state rivals Utah and Utah State. The victory was against the Aggies.

DATE	OPPONENT	SCORE	W/L
N 30	Alumni	70-54	W
D 4	at Northern Ariz.	41-54	L
D 5	vs. Arizona State	55-58	L
D 6	vs. Arizona State	52-33	W
D 11	Washington State	49-50	L
D 12	Washington State	44-38	W
D 14	Idaho State	50-39	W
D 20	vs. San Francisco+	45-36	W
D 21	at Nevada+	32-50	L
J 1	at Long Island	59-62	L
J 4	at Temple	57-55	W
J 6	at Western Ken.	44-62	L
J 7	at Western Ken.	40-59	L
J 17	at Colorado	44-56	L
J 18	at Denver	51-64	L
J 24	Wyoming	44-51	L
J 31	Colorado State	69-47	W
F 8	Utah	54-62	L
F 14	at Colorado State	48-51	L
F 15	at Wyoming	47-70	L
F 21	Colorado	47-36	W
F 22	Utah State	62-40	W
F 28	Denver	56-59	L
M 4	at Utah State	49-52	L
M 8	at Utah	66-82	L

Coach: Floyd Millett  
Record: 9-16  
+ Reno Tournament

## 1947-48

After a slow start, the team used a 9-1 stretch during the middle of the season to make its final record respectable. The largest margin of victory was 46 points against Ecuador. Joe Nelson was the leader in points scored with 368 (20.3 avg). He also held the best individual effort for the season with 37 points against Denver.

DATE	OPPONENT	SCORE	W/L
N 29	Alumni	65-54	W
	at Camp Monmouth	60-30	W
D 4	at CCNY (OT)	56-61	L
D 5	at Syracuse	52-74	L
D 6	at Niagara	54-53	W
D 8	at West Virginia	51-68	L
D 9	at Duquesne	39-51	L
D 15	Arizona State	46-45	W



# all-time season results

D 16	Arizona State	48-45	W
D 26	vs. Arkansas+	65-58	W
D 27	vs. Syracuse+	45-53	L
D 30	vs. Idaho+	41-42	L
J 2	at Nevada	44-45	L
J 3	at Nevada	57-64	L
J 10	Ecuador	67-21	W
J 16	Denver	75-69	W
J 17	at Utah	65-63	W
J 23	at Denver	53-58	L
J 24	at Colorado State	64-51	W
J 26	at Wyoming	45-39	W
J 31	Utah State	66-47	W
F 7	Wyoming	57-42	W
F 16	Colorado State	79-48	W
F 21	Utah	55-51	W
F 28	at Utah State	65-68	L
M 8	vs. Delta St.(OT)#	66-61	W
M 10	vs. Indiana State#	68-82	L

Coach: Floyd Millet  
Record: 16-11  
+ Los Angeles Invitational Tournament  
# National Intercollegiate Tourn. (Kansas City)

## 1948-49

Joe Nelson scored 15.5 points per game and led the Cougars to a 23-13 record. The team managed just an 11-9 conference record and finished in fourth place behind Wyoming, Utah and Denver. BYU went 1-1 in postseason play during the N.A.I.B. Tournament.

DATE	OPPONENT	SCORE	W/L
N 20	Alumni	64-49	W
N 26	at Idaho State	58-43	W
N 27	at Idaho State	52-46	W
D 4	at CCNY	57-70	L
D 6	at Muhlenberg	60-56	W
D 8	at Valparaiso	62-57	W
D 10	at La Salle	54-76	L
D 17	San Jose State	60-47	W
D 18	San Jose State	73-67	W
D 29	vs. Montana+	74-76	L
D 30	vs. Marshall+	64-83	L
J 3	vs. Nevada+	59-56	W
J 4	vs. Nevada+	61-57	W
J 10	Denver	48-50	L
J 14	at Wyoming	48-59	L
J 15	at Wyoming	38-58	L
J 17	at Denver	51-48	W
J 21	Utah State	60-51	W
J 22	Utah State	64-56	W
J 24	Wyoming	54-42	W
J 29	at Utah	56-55	W
J 31	Utah	65-45	W
F 4	at Colorado State	66-54	W
F 5	at Colorado State	54-62	L
F 7	at Denver	54-68	L
F 11	at Utah State	54-58	L
F 12	at Utah State	67-54	W
F 18	at Utah	49-58	L
F 19	Utah	52-54	L
F 21	Wyoming	50-48	W
F 25	Colorado State	79-49	W
F 26	Colorado State	72-52	W
M 7	vs. N.W. Okla. St.#	79-50	W
M 8	vs. N. W. La. St. #57-59	L	

Coach: Floyd Millet  
Record: 21-13  
+ Los Angeles Invitational Tournament  
# NAIB Tournament (Kansas City)

## 1949-50

The Cougars won their first five games to begin the Stan Watts' era. When league play began BYU was the favorite to bring home the championship. The team posted a 14-6 record in the Skyline Conference, earning a first-place finish. At the NCAA Western Division Playoffs the Cougars ran into a tough Baylor team and lost by one point in the closing seconds. BYU beat UCLA in the second round and headed home bringing the season to a close. Overall the team accumulated a 21-11 record. High scorers on the team were Joe Nelson (14.5 ppg), Roland Minson (12.0 ppg) and Mel Hutchins (11.3 ppg).

DATE	OPPONENT	SCORE	W/L
D 2	at Idaho State	67-44	W
D 3	at Idaho State	83-56	W
D 8	at Regis	53-37	W
D 9	vs. Wyoming	57-54	W
D 10	at Denver	56-54	W
D 13	vs. Culver-Stockton	*69-57	W
D 15	at Pepperdine*	39-45	L
D 16	vs. Gonzaga*	41-46	L
D 29	at Beloit*	61-63	L
D 31	at Toledo*	51-66	L
J 2	at Bowling Green	50-75	L
J 2	at Loyola (Ill.)	54-45	W
J 3	at Wyoming	39-46	L
J 14	at Wyoming	27-53	L
J 16	at Denver	63-45	W
J 20	Denver	55-39	W
J 21	Utah State	71-41	W
J 23	at Utah State	48-47	W
J 28	at Utah	71-51	W
J 30	Utah	61-51	W
F 3	Colorado State	46-42	W
F 4	Colorado State	58-45	W
F 10	at Denver	46-54	L
F 11	at Colorado State	30-40	L
F 13	at Colorado State	46-55	L
F 17	Utah	42-56	L
F 18	at Utah	56-46	W
F 24	at Utah State	60-46	W
F 25	Utah State	63-35	W
M 3	Wyoming	55-44	W
M 4	Wyoming	70-52	W
M 6	Denver	75-50	W
M 24	vs. Baylor#	55-56	L
M 25	vs. UCLA#	83-62	W

Coach: Stan Watts  
Record: 22-12  
\* Los Angeles Invitational  
# NCAA (Kansas City)

## 1950-51

This was one of the most successful teams in BYU history. Winning the conference championship was not enough for this team. The Cougars were invited back to New York City to play in the National Invitation Tournament and brought the NIT Championship home to Provo. Coach Stan Watts, in just his second season at the helm, led his team to a 28-9 record and appeared in two postseason tournaments. The team traveled through South America playing basketball the summer before the season began. They participated in 12 games and won all 12. When it came time to return the Cougars had no place to play. The Smith Fieldhouse was under construction and home games were played on the University of Utah's floor. The team was known as the "Homeless Cats" during the season. The Cougars finished the year with an overall record (including the South America tour) of 40-9. The 50-51 NIT Championship team consisted of Rolan Minson, Russell Hillman, Leon Heaps, Mel

Hutchins, Loren Dunn, Kent Durrant, Boyd Jarman, Jerry Romney, Dick Jones, Don Malmrose, Harold Christensen, Harold Montgomery, James Thorn, Wayne Cottle, Ralph Olson, Joe Richey and Bob Craig.

DATE	OPPONENT	SCORE	W/L
N 24	Regis	68-55	W
N 25	Regis	71-58	W
D 2	at Niagara	84-69	W
D 5	at CCNY	69-71	L
D 7	at E. Kentucky	63-58	W
D 9	at Marshall	70-57	W
D 19	Indiana State	75-72	W
D 20	Indiana State	79-58	W
D 27	vs. Utah*	49-58	L
D 29	vs. New Mexico	*64-56	W
D 30	vs. Colorado St.	*77-52	W
J 5	at Denver	53-47	W
J 6	at Denver	41-42	L
J 8	at Wyoming	61-57	W
J 12	at Utah State	72-59	W
J 13	at Utah State	68-72	L
J 19	Wyoming	64-58	W
J 20	Wyoming	65-38	W
J 25	Denver	91-58	W
J 27	Denver	60-44	W
F 2	Utah State	83-57	W
F 3	Utah State	51(59YMG)-42	W
F 8	Colorado State	70-42	W
F 9	Colorado State	65-40	W
F 16	at Utah	73-60	W
F 17	Utah	49-54	L
F 23	at Colorado State	50-45	W
F 24	at Colorado State	60-51	W
F 26	at Wyoming	49-50	L
M 2	at Utah	58-67	L
M 3	Utah	69-50	W
M 12	vs. St. Louis+	75-58	W
M 15	vs. Seton Hall+	69-59	W
M 17	vs. Dayton+	62-43	W
M 21	vs. San Jose St.#	68-61	W
M 23	vs. Kansas State#	54-64	L
M 24	vs. Washington#	67-80	L

Coach: Stan Watts  
Record: 28-9  
\* Conference Tournament  
+ NIT (New York)  
NIT Champions  
# NCAA (Kansas City)

## 1951-52

With the help of two five-game winning streaks the Cougars compiled a record of 14-10 (9-5 league) and earned a tie for second place in the conference behind Wyoming. Utah State finished even with the Cougars at 9-5 in the Skyline standings. Had the Cougars managed to beat the Aggies just once during the season they would have earned sole possession of second place. Joe Richey led BYU in scoring with his 14.6 points per game average. Guard Jerry Romney was second on the team with 10.6 points per game.

DATE	OPPONENT	SCORE	W/L
D 1	Arizona	68-62	W
D 3	at Hamline	62-72	L
D 6	at St. John's	52-66	L
D 8	at Niagara	53-48	W
D 10	at Syracuse	58-63	L
D 12	at Toledo	58-57	W
D 21	Santa Clara	64-59	W
D 22	Santa Clara	66-61	W
D 28	vs. Kentucky*	64-84	L
D 29	vs. Villanova*	58-72	L
J 11	Denver	55-51	W

J 12	Montana	80-56	W
J 19	Colorado State	68-47	W
J 24	at Denver	59-53	W
J 26	at New Mexico	72-49	W
F 1	at Utah State	40-57	L
F 2	Utah	48-51	L
F 8	at Montana	50-47	W
F 15	Utah State	69-67	W
F 16	Wyoming	43-48	L
F 23	New Mexico	90-61	W
F 29	at Colorado State	75-65	W
M 1	at Wyoming	49-55	L
M 8	at Utah	50-61	L

Coach: Stan Watts  
Record: 14-10  
\* Sugar Bowl Tournament

## 1952-53

An 11-3 league record was not enough to win the Skyline Conference Championship but did place the Cougars in second behind Wyoming at season's end. Overall BYU accumulated 22 wins and just eight losses. Many games were played far away from home, as the Cougars were the most traveled team in the nation covering 18,000 miles. All-American Joe Richey led the team in scoring with 17.6 points per game.

DATE	OPPONENT	SCORE	W/L
N 28	at Idaho State	69-44	W
N 29	at Idaho State	65-47	W
D 5	Cal State-LA	82-49	W
D 6	Cal State-LA	56-37	W
D 12	San Francisco	53-52	W
D 16	Washington State	64-44	W
D 19	at Oregon State	69-66	W
D 20	at Oregon State	65-67	L
D 22	St. Louis	86-69	W
D 27	at E. Kentucky	67-69	W
D 29	vs. Duke*	69-68	W
D 30	vs. Wake Forest*	84-58	W
D 31	at N.C. State*	59-75	L
J 3	at Utah State	72-66	W
J 8	at Denver	55-54	W
J 10	at New Mexico	73-57	W
J 16	at Montana	51-56	L
J 23	Wyoming	71-42	W
J 24	Colorado State	75-47	W
J 30	Montana	91-56	W
J 31	Utah State	77-60	W
F 7	at St. Mary's (Cal)	78-50	W
F 8	at Santa Clara	64-72	L
F 14	Utah	62-50	W
F 21	at Utah	73-50	W
F 27	at Wyoming	59-63	L
F 28	at Colorado State	57-63	L
M 5	Denver	69-40	W
M 6	New Mexico	61-43	W
M 9	vs. Niagara+	76-82	L

Coach: Stan Watts  
Record: 22-8  
\* Dixie Classic  
+ NIT (New York)

## 1953-54

BYU was the most traveled team in the country for the second year in a row. The team covered 18,000 miles during the season—more than any other team in the nation. The miles didn't affect the play of the Cougars to start the season as they rattled off eight consecutive wins to open the year. The travel took its toll later and a sub-par 10-11 stretch to end the 53-54 campaign produced an 18-11 overall record. The Cougars played well in league play going 9-5 and finishing in third place. BYU's effort did not go unnoticed and a trip to the National Invitation

# all-time season results

Tournament was extended. The trip to New York was too much and the Cougars fell in the first game to St. Francis 81-68. Dean Larsen led BYU in scoring averaging 15.2 points per game.

DATE	OPPONENT	SCORE	W/L
D 4	Idaho State	70-59	W
D 5	Idaho State	63-50	W
D 11	TCU	59-48	W
D 12	TCU	71-61	W
D 18	Murray State	77-65	W
D 19	Murray State	89-66	W
D 22	San Francisco	68-61	W
D 26	at Manhattan*	75-58	W
D 28	vs. Duquesne*	47-69	L
D 30	vs. La Salle*	62-74	L
J 2	at Bradley	50-77	L
J 5	at St. Louis	74-86	L
J 8	Denver	81-58	W
J 9	New Mexico	76-63	W
J 14	at Utah State	68-73	L
J 16	at Montana	71-62	W
J 22	Montana	62-54	W
J 23	Utah State	75-63	W
J 29	at Washington	89-79	W
J 30	at Washington	51-55	L
F 12	at Wyoming	47-63	L
F 13	at Colorado State	76-77	L
F 19	at Utah	85-76	W
F 20	Utah	64-70	L
F 26	Wyoming	51-42	W
F 27	Colorado State	69-71	L
M 4	at New Mexico	84-79	W
M 6	at Denver	69-57	W
M 8	vs. St. Francis PA	+68-81	L

Coach: Stan Watts

Record: 18-11

\* Holiday Festival  
+ NIT (New York)

## 1954-55

A 10-4 league record placed the Cougars in second behind Utah in the final Skyline Conference standings. Losing seven of its first 10 games the team found itself in a hole early and fought back to win six of its last eight to earn a 13-13 overall record. "Bones" Pedersen turned in a double-double effort on the season scoring 16.1 points and pulling down 11.3 rebounds per game. Terry Tebbs and John Benson followed Pedersen in scoring with 14.6 and 10.2 points per game respectively. The Cougars

have yet to finish below third place in the Skyline Conference.

DATE	OPPONENT	SCORE	W/L
D 4	at Colorado	66-88	L
D 6	at Colorado	46-65	L
D 10	Washington	44-64	L
D 11	Washington (OT)	69-64	W
D 17	Baylor	78-66	W
D 18	Baylor	66-67	L
D 22	Michigan	70-60	W
D 30	at W. Kentucky	78-89	L
J 1	at Murray St.(OT)	85-86	L
J 4	at Manhattan	75-78	L
J 6	at New Mexico	92-62	W
J 8	at Denver	90-68	W
J 14	Montana	92-68	W
J 15	Utah State	58-62	L
J 21	at Colorado State	74-68	W
J 22	at Wyoming	60-68	L
J 28	at Oregon	71-82	L
J 29	at Oregon	76-81	L
F 11	Utah (OT)	76-74	W
F 12	at Utah	71-78	L
F 17	at Utah State	71-76	L
F 19	at Montana	63-62	W
F 25	Colorado State	94-65	W
F 26	Wyoming	75-62	W
M 4	Denver	78-62	W
M 5	New Mexico	74-48	W

Coach: Stan Watts

Record: 13-13

## 1955-56

Two back-to-back-wins over UCLA got the season off on the right foot as the Cougars won 11 of their first fourteen games. The team went just 7-5 over the remainder of the schedule and finished at 18-8 (10-4 conference). The season's performance earned BYU second place in the Skyline standings behind the University of Utah. Add to the list of accomplishments the team's 2-0 record at the Motor City Tournament in Detroit, Michigan. Guard Terry Tebbs was top scorer for the season averaging 19.5 points per game. Center Herschel "Bones" Pedersen added 14.5 points and grabbed 12 rebounds per game. The Cougars out-rebounded their opponents by 177 boards and out-scored foes by over 10 points per game.

DATE	OPPONENT	SCORE	W/L
D 2	UCLA	75-58	W
D 3	UCLA	67-65	W
D 9	Oregon	72-61	W
D 10	Oregon	83-52	W
D 16	Colorado	70-53	W
D 17	Colorado	84-53	W
D 21	at N. Carolina St.	81-95	L
D 22	at Wake Forest	80-86	L
D 27	vs. Toledo*	89-70	W
D 28	at Detroit*	99-77	W
D 30	at Michigan	79-80	L
J 6	at Montana	73-64	W
J 13	Colorado State	61-49	W
J 14	Wyoming	74-48	W
J 21	Oklahoma City	60-62	L
J 28	at Utah State	56-63	L
F 3	New Mexico	87-53	W
F 4	Denver	81-65	W
F 9	Utah State	92-62	W
F 11	at Utah	63-82	L
F 17	at Colorado State	59-70	L
F 18	at Wyoming	78-67	W
F 24	Utah	77-82	L
F 25	Montana	95-73	W
M 1	at New Mexico	75-69	W
M 3	at Denver	96-86	W

Coach: Stan Watts

Record: 18-8

\* Motor City Tourney

## 1956-57

The Cougars lost four of five to begin the season, but a one-point victory over UCLA sparked the team to a great finish. BYU won 15 of its next 17 games and turned in a 19-9 record for the year. An 11-3 league record landed the Cougars in first place in the Skyline Conference and sent them to NCAA postseason play. A first-round loss to California in the western regional was avenged by a 65-54 win over Idaho State. Seniors Tom Steinke and John Benson led the team in scoring. Steinke averaged 19.7 points per game and Benson scored 18.4 points and 11.3 rebounds per game.

DATE	OPPONENT	SCORE	W/L
N 20	Oregon State	55-62	L
D 1	Washington	70-66	W
D 6	at Iowa State	48-57	L
D 8	at Michigan State	61-79	L
D 14	at UCLA	69-74	L
D 15	at UCLA	59-58	W
D 21	Bowling Green	73-56	W
D 22	Bowling Green	78-69	W
D 26	at St. John's*	89-75	W
D 28	vs. Notre Dame*	66-91	L
D 29	vs. Ohio State	84-78	W
J 4	Montana	85-68	W
J 11	at Colorado State	66-61	W
J 12	at Wyoming	82-71	W
J 18	at Utah State	75-76	L
J 25	Utah State	93-76	W
J 26	St. Mary's (CA)	69-65	W
F 2	at Denver	74-65	W
F 4	at New Mexico	73-60	W
F 10	Utah	81-77	W
F 15	Colorado State	81-66	W
F 16	Wyoming	69-47	W
F 21	at Utah	66-88	L
F 23	at Montana	63-71	L
M 1	New Mexico	67-41	W
M 2	Denver	65-51	W
M 15	vs. California#	59-86	L
M 16	vs. Idaho State#	65-54	W

Coach: Stan Watts

Record: 19-9

\* Holiday Festival Tourn.

# NCAA (Corvallis)

## 1957-58

The team finished 9-5 in league play and earned second place in the Skyline Conference. The University of Wyoming was the top team in the league going 10-4 against conference opponents, but finished the season with a below .500 record overall at 13-14. BYU tied with Utah and Colorado State for second place. Forward John Nichol was the only player to average double figures in scoring at 17.8 points per game. He pulled down 11.8 rebounds per game, which also led the team.

DATE	OPPONENT	SCORE	W/L
D 6	at Washington	45-43	W
D 7	at Washington	52-63	L
D 12	Iowa State	45-54	L
D 14	Portland	63-54	W
D 21	Oregon	55-63	L
D 23	Oregon	76-79	L
D 28	at Tennessee	68-83	L
	at Alabama	74-77	L
J 2	at Vanderbilt	56-89	L
J 3	at Loyola (L.A.)	90-84	W
J 10	Montana	69-71	L
J 11	at Montana State	64-80	L
J 17	Colorado State	90-80	W
J 18	Wyoming	62-50	W
J 24	at Utah	81-67	W
J 31	at Utah State	67-55	W
F 1	Montana State	67-53	W
F 7	New Mexico	66-53	W
F 8	Denver	72-60	W
F 15	Utah State	69-66	W
F 21	at Wyoming	46-74	L
F 22	at Colorado State	49-74	L
F 27	Utah	56-74	L
M 1	Montana	81-73	W
M 6	at Denver	57-65	L
M 8	at New Mexico	77-54	W

Coach: Stan Watts

Record: 12-14

## 1958-59

A 6-2 start to the season looked promising, but a three-game losing skid gave the Cougars a 6-5 record through the first 11 games. The team fought back and finished with a 15-11 record for the season. BYU ended the season in fourth place in the Skyline Conference behind Utah, Utah state and Denver. The Cougars had five players that averaged double figures in scoring, led by top scorer Bob Skousen with 17.7 points per game.

DATE	OPPONENT	SCORE	W/L
D 3	at Portland	77-72	W
D 5	at Oregon (OT)	75-79	L
D 6	at Oregon	67-71	L
D 12	Washington State	72-59	W
D 15	Kansas State	77-68	W
D 19	Santa Clara	80-59	W
D 20	Santa Clara	75-65	W
D 22	St. Mary's (Cal.)	72-67	W
D 27	vs. Dartmouth*	75-88	L
D 29	vs. Seton Hall* (OT)	80-82	L
J 1	at Ohio State	81-100	L
J 3	at Dayton	70-62	W
J 10	Montana	82-59	W
J 16	at Colorado State	62-72	L
J 17	at Wyoming	73-71	W
J 23	Utah	56-70	L
J 30	Utah State	77-54	W



## STAN WATTS

Years: 1949-72 (23)

Record: 372-254 (.594)

Watts coached the Cougars for 23 years before stepping down to take on the role of Athletic Chairman in 1972. His teams won two NIT titles ('51 and '66) and eight conference championships. His overall record was 372-254. Watts was the president of the National Association of Basketball Coaches (1969-70),

and a member of the NCAA rules committee. He coached football, baseball, track, and basketball while at BYU. Watts was inducted into the Basketball Hall of Fame in Springfield, Mass., on March 6, 1986, making him the first Cougar to receive the prestigious honor.

# all-time season results

F 5	at New Mexico	85-77	W
F 7	at Denver	90-101	L
F 14	at Utah State	67-74	L
F 20	Wyoming	78-43	W
F 21	Colorado State	88-63	W
F 26	Utah (OT)	74-76	L
F 28	at Montana	68-93	L
M 6	Denver	72-67	W
M 7	New Mexico	92-62	W

Coach: Stan Watts

Record: 15-11

\* Queen City Invitational

## 1959-60

The Cougars could not manage to put two consecutive wins together all season and finished the year 8-17 (5-9 conference). With losing streaks of five games and four games the team never got on track and found itself in fifth place in the conference at season's end. Dave Eastis set a school record with his 20.1 points per game average. His mark, along with 10.2 rebounds per game, led the team. He also set a single game scoring mark with 44 points against New Mexico on February 5, 1960.

DATE	OPPONENT	SCORE	W/L
D 4	Washington	54-52	W
D 5	Washington	52-60	L
D 11	at UCLA	42-62	L
D 12	at So. California	61-79	L
D 18	at Kansas State	55-86	L
D 19	at Kansas	64-96	L
D 21	Michigan State	79-75	W
D 22	Ohio State	79-91	L
D 28	at Miami (Fla.)	93-110	L
D 29	vs. Florida	74-65	W
J 2	at Loyola (La.) (OT)	76-84	L
J 9	at Montana	63-58	W
J 15	Colorado State	51-53	L
J 16	Wyoming	73-52	W
J 22	at Utah	69-76	L
J 29	at Utah State	53-84	L
F 5	New Mexico	95-67	W
F 6	Denver	66-86	L
F 13	Utah State	64-75	L
F 19	at Wyoming	75-70	W
F 20	at Colorado State	53-65	L
F 25	Utah	75-87	L
F 27	Montana	67-87	L
M 3	at Denver	68-88	L
M 5	at New Mexico	75-69	W

Coach: Stan Watts

Record: 8-17

## 1960-61

A 9-5 conference record (15-11 overall) earned BYU a third place finish in the league behind Utah and Colorado State. After going just 5-6 in its first 11 games the team put it together and went 10-5 to close out the season. The Cougars averaged 73.9 points per game and set a new school record with 112 points in the contest with Miami (Fla.). Gary Earnest led the team in scoring with 16.5 points per game. Center Dave Eastis was second with 14.9 points per game and Bruce Burton chipped in 10.9 per game.

DATE	OPPONENT	SCORE	W/L
D 2	at Washington	65-63	W
D 3	at Washington	54-74	L
D 9	Oklahoma	56-60	L
D 10	Miami (Fla.)	112-80	W
D 12	TCU	74-65	W
D 15	Memphis State	72-75	L
D 17	New Mexico State	65-69	L

D 20	Kansas	80-70	W
D 22	Kent State	66-51	W
D 27	at Louisville	67-95	L
D 29	vs. Citadel*	83-94	L
D 30	vs. Louisiana St.*	67-57	W
J 7	Montana	74-66	W
J 13	at Colorado State	49-73	L
J 14	at Wyoming	71-79	L
J 20	Utah	91-86	W
J 27	Utah State	75-57	W
F 2	at New Mexico	97-76	W
F 4	at Denver	89-60	W
F 13	at Utah State	73-94	L
F 17	Wyoming	89-80	W
F 18	Colorado State	58-65	L
F 23	at Utah	80-95	L
F 25	at Montana	72-64	W
M 3	Denver	74-67	W
M 4	New Mexico	70-65	W

Coach: Stan Watts

Record: 15-11

\* Poinsettia Tournament

## 1961-62

The Cougars began the season with two impressive home wins against UCLA, 68-66 and 86-83. The team then lost three of its next four games on the road and never got going after that. BYU finished the season with a 10-16 record going 5-9 in conference play. High attendance marks were set in the fieldhouse against in-state rivals Utah State (10,656 fans) and Utah (10,434). The Cougars fell in both games and lost in Logan and Salt Lake City going 0-4 against Utah opponents. Big men Bob Skousen and Bruce Burton led the team in scoring with 15.9 and 14.0 respectively.

DATE	OPPONENT	SCORE	W/L
D 1	UCLA	68-66	W
D 2	UCLA	86-83	W
D 8	at Santa Clara	53-64	L
D 9	at Santa Clara	55-72	L
D 15	at Oklahoma State	44-61	L
D 16	at Oklahoma	81-74	W
D 18	Air Force	66-68	L
D 20	San Jose State*	54-60	W
D 22	Pacific	69-67	W
D 27	at New Mexico St.	64-70	L
D 29	at Arizona	58-60	L
D 30	at Arizona State	54-94	L
J 6	at Montana	63-59	W
J 12	Wyoming	73-63	W
J 13	Colorado State	69-75	L
J 23	at Utah	89-94	L
J 26	at Utah State	69-88	L
F 2	Denver	98-73	W
F 3	New Mexico	76-74	W
F 10	Utah State	70-80	L
F 15	at Colorado State	65-73	L
F 17	at Wyoming	71-87	L
F 22	Montana	80-66	W
F 24	Utah	101-106	L
M 1	at New Mexico	70-80	L
M 3	at Denver	88-91	L

Coach: Stan Watts

Record: 10-16

\* SJSU forfeited game

## 1962-63

The best way to describe the 62-63 team is streaky. After winning its first game of the season 80-75 over Oregon, BYU went on a five game losing streak followed by four straight wins. The Cougars hit another five-game skid before winning six of the next seven contests. The last four games of the sea-

son handed the team three more losses and a final record of 12-14. Senior Bruce Burton led the team in both scoring and rebounding. He scored 17.1 points and grabbed 10.4 rebounds per game. The team was out scored and out rebounded by its opponents. All five of BYU's top scorers graduated at the end of the season.

DATE	OPPONENT	SCORE	W/L
N 30	at Oregon	80-75	W
D 1	Oregon	62-80	L
D 7	Oklahoma City	71-79	L
D 8	Oklahoma City	61-70	L
D 14	Wichita State	61-67	L
D 15	Wichita State (OT)	89-91	L
D 21	Baylor	79-65	W
D 22	Baylor	75-57	W
D 26	at La Salle*	84-73	W
D 28	vs. Providence*	81-78	W
D 29	at St. Joseph's*	64-76	L
D 31	at Ohio State	91-97	L
J 2	at Memphis State	76-99	L
J 5	at Utah State	58-69	L
J 11	at Arizona State	84-89	L
J 12	at Arizona	80-75	W
J 19	Utah	71-53	W
J 26	Utah State	67-70	L
F 2	Montana	83-80	W
F 8	New Mexico	76-73	W
F 9	Wyoming	89-77	W
F 15	Arizona	77-72	W
F 16	Arizona State	87-104	L
F 23	at Utah	100-106	L
F 28	at Wyoming	80-76	W
M 2	at New Mexico	59-84	L

Coach: Stan Watts

Record: 12-14

\* Quaker City Tournament

## 1963-64

This season was one of ups and downs for the Cougars. The team began the season in Los Angeles with two games against UCLA and USC. The first ended in a disaster with the Bruins winning by 42 points on their home floor. BYU turned things around the next game and beat the Trojans 74-67. The rest of the season followed the same trend. After losing three of its first four games the team then won four straight to run its record to 5-3. The Cougars then lost eight of their next 11 games before winning four of five to close the season and finish above .500. BYU finished with an overall record of 13-12 and earned third place in the conference going 5-5 in league play. Five players averaged double figures in scoring led by center John Fairchild with 20.3 points per game. Following Fairchild were Bob Quinney (13.6), Mike Gardner (12.4), Dick Nemelka (10.8) and Steve Kramer (10.2). The BYU freshman team went undefeated on the season winning all 14 of its games. They averaged 109 points per game as a team.

DATE	OPPONENT	SCORE	W/L
D 6	at UCLA	71-113	L
D 7	at So. California	74-67	W
D 12	Oklahoma State	64-71	L
D 14	Air Force	61-65	L
D 20	Rice	89-78	W
D 23	Michigan State	95-90	W
D 27	vs. Seattle*	77-74	W
D 28	vs. Oregon*	80-70	W
D 30	vs. Oregon State	58-68	L
J 2	at Montana	89-65	W
J 4	at Montana State	96-83	W
J 10	New Mexico	57-59	L

J 11	Wyoming	96-91	W
J 18	at Denver	65-71	L
J 25	at Utah State	90-105	L
J 31	Utah State	73-90	L
F 1	Denver	57-56	W
F 8	at Utah	89-91	L
F 14	at Arizona State	85-110	L
F 15	at Arizona	67-80	L
F 22	Utah	75-72	W
F 29	Arizona State	106-90	W
M 1	Arizona	84-71	W
M 5	at New Mexico	80-84	L
M 7	at Wyoming	96-90	W

Coach: Stan Watts

Record: 13-12

\* Far West Classic

## 1964-65

BYU went 21-7 and was the undisputed WAC Champion, the first conference crown since 1957. At one point the Cougars had won 17 consecutive home games. The streak came to an end in the NCAA Regionals against UCLA in Provo. BYU had one of the most high-powered offenses in the country and finished second to Miami (Fla.) in scoring with an average of 94.3 points per game. Prior to the regional playoffs the Cougars had only lost to four teams—Wichita, DePaul, Arizona and New Mexico. Three of those teams reached post season play. Center John Fairchild was voted WAC Player of the Year. He led the team in scoring (21.5 ppg) and rebounding (12.4 rpg). Steve Kramer set a new school record with a .533 shooting percentage. Bob Quinney set a new free throw mark at 90%.

DATE	OPPONENT	SCORE	W/L
D 4	Oregon	99-70	W
D 5	Oregon	98-79	W
D 11	at Wichita State	76-93	L
D 12	at Wichita State	65-81	L
D 18	Santa Clara	102-82	W
D 19	Santa Clara	109-80	W
D 22	Ohio State	112-71	W
D 28	vs. Creighton*	109-74	W
D 29	vs. DePaul*	75-84	L
D 30	vs. Xavier*	115-103	W
J 6	Seattle	92-72	W
J 9	at Utah State	99-90	W
J 15	at Arizona	73-75	L
J 16	at Arizona State	111-102	W
J 23	Utah	98-67	W
J 29	at Air Force	110-77	W
J 30	at Denver	96-85	W
F 4	Mquette	91-64	W
F 6	Utah State	89-80	W
F 11	at Wyoming	96-94	W
F 13	at New Mexico	70-89	L
F 20	at Utah	108-99	W
F 26	Arizona	92-88	W
F 27	Arizona State	104-91	W
M 5	Wyoming	102-87	W
M 6	New Mexico	70-67	W
M 13	UCLA#	76-100	L
M 14	Oklahoma City#	102-112	L

Coach: Stan Watts

Record: 21-7

WAC Champion

\* All College Tournament

# NCAA (Provo)

## 1965-66

Three consecutive wins (vs. Temple, Army and NYU) in New York City at the National Invitation Tournament earned the Cougars and coach Stan Watts the NIT Championship. The title is the sec-

# all-time season results

ond in school history. BYU won 20 games (20-5) despite having just 22 games on the regular season schedule. A 6-5 conference record was good enough for second place in the WAC behind Utah. All-American Dick Nemelka set a new school record with his 24.0 points per game average; his mark was tops on the squad. As a team, the Cougars out-scored (95.5-82.9 avg.), out-rebounded (53.8 to 49.3) and out-shot (50% to 40%) their opponents for the second year in a row. The average attendance was 10,157 fans per game.

DATE	OPPONENT	SCORE	W/L
D 3	Illinois	109-98	W
D 4	Houston	111-82	W
D 10	at Americas (exh.)	123-66	W
D 17	at Santa Clara	103-85	W
D 18	at Santa Clara	87-79	W
D 21	St. Joseph's	103-83	W
D 27	at La Salle	69-71	L
D 29	vs. St. Bonaventure	99-87	W
D 30	vs. Cornell	105-92	W
J 7	Arizona State	95-81	W
J 8	Arizona	87-74	W
J 13	at New Mexico	78-81	L
J 15	at Wyoming	101-107	L
J 22	Utah State	115-81	W
F 5	at Utah	94-93	W
F 11	at Utah State	96-88	W
F 12	Denver	102-76	W
F 18	at Arizona State	94-101	L
F 19	at Arizona	62-76	L
F 25	New Mexico	89-60	W
F 26	Wyoming	98-90	W
M 5	Utah	115-100	W
M 14	vs. Temple+	90-78	W
M 17	vs. Army+	66-60	W
M 19	vs. NYU+	97-84	W

Coach: Stan Watts  
Record: 20-5  
+ NIT (New York)  
NIT Champions

## 1966-67

A preseason poll of conference coaches did not show much respect for the 66-67 Cougar team. But the team earned a share of the conference championship. Eight of BYU's opponents qualified for postseason play in either the NCAA or NIT. Five seniors played their final season at BYU. All were a part of the 1966 NIT Championship team. Center Craig Raymond led the team in scoring and rebounding with 14.2 points and 7.6 rebounds per game.

DATE	OPPONENT	SCORE	W/L
D 2	New Mexico State	97-66	W
D 9	Denver	87-64	W
D 10	St. Mary's (Cal.)	108-57	W
D 16	at Seattle (OT)	83-85	L
D 17	at Oregon State	76-92	L
D 20	Loyola (Ill.)	113-98	W
D 26	vs. St. Joseph's*	61-67	L
D 27	vs. St. Bonaventure*	96-84	W
D 30	at St. John's*	73-76	L
J 2	at Mquette	70-81	L
J 6	Utah State	92-66	W
J 13	at Arizona	77-64	W
J 14	at Arizona St.(OT)	78-74	W
J 20	Wyoming	97-75	W
J 21	New Mexico	89-73	W
J 28	vs. UTEP	76-85	L
F 4	at Utah State	88-113	L
F 11	at Utah	64-62	W
F 17	Utah	61-60	W

F 23	at New Mexico	75-97	L
F 25	at Wyoming	56-67	L
M 3	Arizona State	110-93	W
M 4	Arizona	70-58	W
M 11	vs. Wyoming	63-70	L

Coach: Stan Watts

Record: 14-10

WAC Champion-tie

\* Holiday Festival

## 1967-68

The Cougars played 27 games before the 67-68 season even began. A tour of the Orient-Pacific gave the team foreign exposure and a chance to play a lot of basketball. Three weeks after returning home the team was back on the court preparing for the upcoming season. A tired Cougar team finished the year with a 13-12 record. BYU lost its last two games and slipped into a three-way tie for fourth place in the conference. The road was not kind as 10 of the 12 losses came away from home. The Cougars did run into some tough competition playing the likes of Houston (27-0), Oklahoma City (19-6) and New Mexico (23-3). Center Jim Eakins ended his senior season as the WAC's leading rebounder pulling down just over 12 per game. He also scored 14.8 points per game, which was second to Kari Liimo's 17.0 points per contest. The Cougars drew over 100,000 fans for the fifth consecutive season.

DATE	OPPONENT	SCORE	W/L
D 2	at Denver	88-78	W
D 4	Texas Tech	72-58	W
D 9	Texas	63-50	W
D 14	at Illinois	55-63	L
D 16	at Houston	69-102	L
D 22	Santa Clara	75-80	L
D 23	Santa Clara	91-46	W
D 28	vs. Xavier*	87-75	W
D 29	vs. Virginia Tech*	97-64	W
D 30	at Oklahoma City*	88-91	L
J 1	at St. Joseph's	74-88	L
J 6	Utah State	104-98	W
J 12	Arizona	72-62	W
J 13	Arizona State	94-78	W
J 18	at Wyoming	70-81	L
J 20	at New Mexico	69-84	L
J 26	vs. UTEP	81-59	W
J 27	at Loyola (Ill.)	65-67	L
F 1	at Utah State	118-103	W
F 10	at Utah	89-91	L
F 16	New Mexico	67-76	L
F 17	Wyoming	101-77	W
F 24	Utah	93-90	W
M 1	at Arizona State	97-99	L
M 2	at Arizona	85-96	L

Coach: Stan Watts

Record: 13-12

\* All College Tournament

## 1968-69

A strong home record of 11-1 helped the Cougars earn a share of their third WAC Title in the league's seven-year existence. A poor road mark of 5-11 evened out the number of home wins and the team turned in a 16-12 resume for the 68-69 season. BYU earned the right to represent the WAC in the NCAA Far West Regionals by winning a playoff game against Wyoming 95-82. A first-round loss to New Mexico State (74-62) in Logan brought the season to a close. Six players averaged double figures in scoring, which provide a balanced attack. Doug Howard, Paul Ruffner and Karl Liimo each scored over 15 points per game. Guard Lynn

Parsons added 11.4 per game, while Marty Lythgoe and Scott Warner each chipped in 10 per contest.

DATE	OPPONENT	SCORE	W/L
N 30	So. California	95-86	W
D 5	at New Mexico St.	65-83	L
D 7	Seattle	102-90	W
D 13	at San Francisco*	75-79	L
D 14	vs. Houston*	75-98	L
D 20	Oregon State	89-67	W
D 21	Denver	97-67	W
D 23	Syracuse	73-77	L
D 26	vs. California ^	82-74	W
D 28	vs. Oregon ^ (OT)	74-82	L
D 30	vs. Oregon State ^	69-64	W
J 3	at Stanford	95-89	W
J 4	at Stanford	78-94	L
J 11	at Utah State	84-91	L
J 16	Wyoming	89-78	W
J 18	New Mexico	75-65	W
J 23	at Arizona	70-76	L
J 25	at Arizona State	94-109	L
J 30	Utah State	113-82	W
F 1	St. Francis	98-85	W
F 8	Utah	73-67	W
F 13	Arizona St	102-89	W
F 15	Arizona	70-66	W
F 22	at Utah	85-98	L
F 27	at New Mexico (OT)	77-71	W
M 1	at Wyoming	69-79	L
M 5	vs. Wyoming	95-82	W
M 8	at New Mexico St.#	62-74	L

Coach: Stan Watts

Record: 16-12

\* Cable Car Classic

^ Far West Classic

# NCAA (Las Cruces)

## 1969-70

Social tension and demonstration resulted from the University of Wyoming's "Black 14" protest during the 1969 football season. Schools in the conference claimed that BYU and the church discriminated against blacks, and many teams refused to play the Cougars. The protest efforts continued during the basketball months, and BYU's team found themselves right in the middle of it. The worst incident came against Colorado State in Ft. Collins, Colorado. Angry students stormed the floor and threw objects at the court—including a flaming molotov cocktail. The bottle reached the floor but did not break. The cocktail was extinguished before it could do any damage. This activity followed the Cougars throughout the season but the team continued to play. With preoccupied minds the team managed to go just 8-18 and finished second to last in the conference with a WAC record of 4-10. Coach Stan Watts' teams were known in the past for being tough to beat at home—losing just five games in five seasons in Provo. This year's team went just 6-6 in the Smith Fieldhouse. Senior guard Doug Howard was the top scorer dropping in 18.2 points per game. Senior Paul Ruffner finished his last season by averaging a double-double for BYU with 17.7 points and 10 rebounds per game.

DATE	OPPONENT	SCORE	W/L
D 5	California	98-79	W
D 6	California	75-77	L
D 11	New Mexico St.(OT)	78-80	L
D 13	San Jose State	92-77	W
D 18	at Texas Tech	88-81	W
D 20	at Texas (20T)	73-76	L
D 20	at Denver	55-73	L
D 27	vs. Cornell*	62-68	L

D 29	vs. Georgia* (20T)	89-82	W
D 30	vs. Wake Forest*	93-108	L
J 3	at Utah	76-82	L
J 8	at Arizona	77-90	L
J 9	at Arizona State	88-98	L
J 15	at Utah State	94-97	L
J 24	Utah	81-91	L
J 29	New Mexico	77-90	L
J 31	UTEP	87-72	W
F 5	at Colorado State	71-94	L
F 7	at Wyoming	73-98	L
F 12	Arizona State	97-91	W
F 13	Arizona	93-78	W
F 19	Wyoming	71-73	L
F 21	Colorado State	96-84	W
F 26	at UTEP	70-81	L
F 28	at New Mexico	68-82	L
M 4	Utah State	73-86	L

Coach: Stan Watts

Record: 8-18

\* Quaker City Tournament

## 1970-71

The Cougars compiled a 12-0 home record and went 10-4 in conference play to win the WAC Championship and qualify for NCAA postseason play. A first-round game against Utah State resulted in a victory but the luck stopped there. BYU ran into eventual NCAA champion UCLA and lost 91-73. A loss to Pacific by three in the next game ended the Cougars' run. The team went 18-11 overall. Many of those wins came without the direction of head coach Stan Watts who underwent surgery during the latter part of the season. Assistants Glenn Potter and Pete Witbeck led the team that won eight of its last 11 games. A big win for the Cougars came against nationally ranked Villanova, 102-93, in the Rainbow Classic in Honolulu. Sixth-man, 6-8 sophomore Jay Bunker, scored 27 points and grabbed 17 rebounds in the upset. Five players averaged double figures in scoring, led by Bernie Fryer (19.2). Steve Kelly (17.9), Kresimir Cosic (15.0), Jim Miller (11.9) and Phil Tollestrup (11.5) were the other four. BYU was 4-1 against in-state rivals.

DATE	OPPONENT	SCORE	W/L
D 4	Stanford	70-62	W
D 5	Stanford	85-64	W
D 7	New Mexico State	86-75	W
D 11	at So. California	65-101	L
D 12	at Oregon State	80-99	L
D 14	at Seattle	80-99	L
D 16	Denver	100-72	W
D 19	Utah State	111-83	W
D 22	at Santa Clara*	68-67	W
D 29	vs. Villanova*	102-93	W
D 30	at Hawai'i*	90-94	L
J 8	at New Mexico	72-62	W
J 9	at UTEP	64-66	L
J 15	Colorado State	75-73	W
J 17	Wyoming	82-68	W
J 23	at Utah State	70-72	L
J 28	at Arizona State	86-87	L
J 30	at Arizona	76-81	L
F 6	Utah	103-89	W
F 11	UTEP	75-48	W
F 13	New Mexico	70-68	W
F 19	at Wyoming	72-78	L
F 20	at Colo. St. (20T)	98-92	W
F 26	Arizona	95-83	W
F 27	Arizona State	83-74	W
M 6	at Utah	98-87	W
M 13	at Utah State	91-82	W
M 18	vs. UCLA#	73-91	L

# all-time season results

M 20 vs. Pacific# 81-84 L  
 Coach: Stan Watts  
 Record: 18-11  
 WAC Champion  
 \* Rainbow Classic  
 # NCAA (Salt Lake City)

## 1971-72

The Stan Watts era came to a close and new coach Glenn Potter moved his team from the Smith Fieldhouse to the new Marriott Center and posted a 21-5 record and an impressive 12-2 in the WAC. The conference mark was the best by any team in the league's history. The Cougars spent most of the season climbing up the national rankings and found themselves ranked ninth at season's end. BYU shattered the old single-game attendance record of 16,128 set by Illinois in 1971. The new record was set in the final game, which drew 22,985 fans; the season average was 21,818. The Cougars were led by 6-11 center Kresimir Cosic who was first on the team in scoring with 22.3 per game and rebounding 12.8 per game. Senior guard Bernie Fryer was the floor general and chipped in 18.2 points per game. Both were named to the All-WAC team. The Cougars' season ended when they were knocked out of the NCAA Tournament by Long Beach 95-90 in Pocatello.

DATE	OPPONENT	SCORE	W/L
D 3	Kansas State*	78-72	W
D 4	St. Joseph's*	73-72	W
D 9	New Mexico State	90-80	W
D 11	Creighton	96-68	W
D 15	at Oklahoma State	84-74	W
D 17	at Kansas ^	67-83	L
D 19	vs. Cincinnati ^	82-79	W
D 21	at Utah State	87-84	W
D 28	vs. Indiana+	50-61	L
D 29	vs. Rice+	96-73	W
J 7	Arizona State	111-102	W
J 8	Arizona	88-67	W
J 15	at Utah	67-61	W
J 22	Utah State	101-82	W
J 27	at Colorado State	75-68	W
J 29	at Wyoming	101-74	W
F 3	New Mexico	70-62	W
F 5	UTEP (20T)	57-53	W
F 11	at Arizona	86-78	W
F 12	at Arizona State	95-99	L
F 19	Utah	79-66	W
F 25	Wyoming	70-56	W
F 26	Colorado State	105-85	W
M 3	at UTEP	69-73	L
M 4	at New Mexico	61-60	W
M 11	vs. L. Beach St.# (OT)	90-95	L

Coach: Stan Watts  
 Record: 21-5  
 WAC Champion  
 \* BYU Basketball Classic  
 ^ Jayhawk Classic  
 + Old Dominion Classic  
 # NCAA (Pocatello)

## 1972-73

The Cougars enjoyed win streaks of six games and nine games during the season on their way to posting a 19-7 overall record and 9-5 in the WAC. BYU tied for second place in the conference and was left out of postseason play. The NCAA committee ruled that had BYU won the conference championship it would still not be invited to the "big dance" citing eligibility issues with All-American Kresimir Cosic. The WAC cleared his eligibility, but NCAA officials did not oblige. Cosic led the team in

scoring with a 20.2 average and was named to the All-WAC team. It marked the fourth time in the 11-year history of the WAC that a player was named to the team as a sophomore, junior and senior. The Cougars' balanced attack was key as all five starters averaged in double figures (Cosic 20.2, Doug Richards 15.9, Belmont Anderson 13.0, Moni Sarkalahti 11.7 and Brian Ambrozich 10.7).

DATE	OPPONENT	SCORE	W/L
D 1	Santa Clara	84-73	W
D 2	Santa Clara	64-66	L
D 7	vs. Michigan	83-77	W
D 9	Wisconsin-Mil.	101-83	W
D 13	Oklahoma State	96-69	W
D 16	Utah State	88-80	W
D 22	Cal-State Ful.	89-68	W
D 28	vs. Texas A & M*	83-81	W
D 29	vs. Florida State*	80-77	W
D 30	vs. Long Beach St.*	89-101	L
J 5	Colorado St. (OT)	86-93	L
J 6	Wyoming	62-58	W
J 11	at New Mexico	62-69	L
J 12	at UTEP	56-55	W
J 20	at Utah State	79-69	W
J 17	Niagara	93-83	W
J 25	Arizona	93-79	W
J 27	Arizona State	81-67	W
F 3	Utah	89-73	W
F 9	at Wyoming	67-54	W
F 10	at Colorado State	78-74	W
F 15	UTEP	48-43	W
F 17	New Mexico	66-76	L
F 23	at Arizona State	90-86	W
F 24	at Arizona	94-100	L
M 3	at Utah	71-86	L

Coach: Glenn Potter  
 Record: 19-7  
 \* All College Tournament

## 1973-74

Senior guard Doug Richards provided most of the season's entertainment on last-second buzzer-beaters to open and close the season. The first was a 77-76 home-win against Weber State in the opener. The other heroic effort came against Colorado State in a 70-69 win in the season finale. Richards averaged 20.3 points per game and Belmont Anderson added 14.4 per game. The Cougars finished the season sixth in the WAC with a conference record of 6-8 and 11-15 overall. The schedule was not favorable as the Cougars found themselves away from home often to begin the season. One stretch put the team on the road in 12 of 13 games and handed the squad eight losses in 13 contests. BYU enjoyed the highest conference attendance drawing an average of 16,251 fans per game.

DATE	OPPONENT	SCORE	W/L
N 30	Weber State	77-76	W
D 1	Idaho State	83-82	W
D 7	at New Mexico St.	72-78	L
D 8	at New Mexico St.	74-93	L
D 13	at Denver	97-87	W
D 15	at Kansas State	85-95	L
D 17	at Creighton @ Omaha	86-99	L
D 22	Utah State	86-87	L
D 26	vs. Indiana*	52-96	L
D 28	vs. Army*	81-72	W
D 29	vs. West Virginia*	85-83	W
J 4	at UTEP	62-58	W
J 5	at New Mexico	75-84	L
J 12	at Utah	86-104	L
J 19	at Utah State	86-93	L
J 25	Arizona State	89-71	W

J 26	Arizona	91-93	L
J 31	at Colorado State	52-69	L
F 2	at Wyoming (OT)	78-75	W
F 7	New Mexico	77-96	L
F 9	UTEP	56-54	W
F 16	Utah	74-89	L
F 21	at Arizona	90-118	L
F 23	at Arizona State	77-100	L
F 28	Wyoming	74-62	W
M 2	Colorado State	70-69	W

Coach: Glenn Potter  
 Record: 11-15  
 \* Far West Classic

## 1974-75

The Cougars' young team and lack of experienced was evident. With only two seniors on the squad—Grig Clawson and Greg Snow--the young players were called on often. Forward Brian Frishman, who was suspended the last three games of the season, led all scorers with 15.4 points per game. Sophomore Jay Cheesman added 14.6 per game and Mark Handy led the team in rebounds with 9.1 per game; his high came against Wyoming when he grabbed 23 boards in a three-point victory. Highlights for the Cougars came in a 65-54 upset of nationally ranked UTEP, and a 96-78 win over New Mexico snapping a long win-streak for the Lobos. Head coach Glenn Potter resigned at the end of the season after turning in a record of 12-14 overall and 5-9 in the conference. UCLA assistant coach Frank Arnold was hired as Potter's replacement.

DATE	OPPONENT	SCORE	W/L
N 29	Texas	80-72	W
D 6	at Weber State	63-76	L
D 7	Wichita State	69-80	L
D 13	at San Francisco	84-103	L
D 14	at Seattle	85-72	W
D 20	Rhode Island	82-49	W
D 21	Denver	90-89	W
D 28	Utah State	79-83	L
D 30	Bradley	100-87	W
D 31	Davidson	90-76	W
J 4	NE Louisiana	100-81	W
J 10	Arizona State	80-110	L
J 11	Arizona	66-83	L
J 18	at Utah	73-91	L
J 24	at UTEP	60-86	L
J 25	at New Mexico	96-78	W
F 1	at Utah State	84-92	L
F 7	Colorado State	88-75	W
F 8	Wyoming	75-73	W
F 14	at Arizona	81-97	L

F 15	at Arizona State	79-99	L
F 22	Utah	73-79	L
F 28	New Mexico (OT)	72-77	L
M 1	UTEP	65-54	W
M 7	at Wyoming	67-64	W
M 8	at Colorado State	81-92	L

## 1975-76

First-year coach Frank Arnold matched the output of his predecessor with an identical overall record of last season 12-14 (10-4 WAC, 5th place). Four of the Cougars' losses were by a combined margin of five points. Well-played games against WAC Champion Arizona were a bright-spot four the Cougars. A one-point-loss to the Wildcats in Tucson was avenged by a five-point-victory in Provo. An injury-plagued season hampered BYU as three key players missed action at some point—Terry Gugat, Veryl Law and Mark Handy. Gugat eventually left the team. Jay Cheesman was solid in the middle all season leading the team in scoring (17.6 ppg) and rebounding (8.9 rpg). Transfer Verne Thompson was also a key contributor; he added 14.5 points per game and 7.0 rebounds per game.

DATE	OPPONENT	SCORE	W/L
D 4	at Pacific	66-71	L
D 6	at Pacific	89-62	W
D 12	Long Beach State*	84-76	W
D 13	St. John's*	65-78	L
D 17	at Utah State	76-87	L
D 19	Nevada-Reno	85-76	W
D 20	Weber State	89-80	W
D 22	at New Mexico St.	79-90	L
D 29	vs. Texas ^	91-86	W
D 30	at Old Dominion ^	80-77	W
J 2	at Niagara	60-75	L
J 10	Utah State	73-75	L
J 16	at Arizona	78-79	L
J 17	at Arizona State	68-83	L
J 24	Utah	74-76	L
J 30	New Mexico	81-67	W
J 31	UTEP	56-57	L
F 6	at Wyoming	94-80	W
F 7	at Colorado State	84-93	L
F 13	Arizona State	93-89	W
F 14	Arizona (OT)	79-74	W
F 21	at Utah	84-83	W
F 26	at UTEP	50-51	L
F 28	at New Mexico	74-79	L
M 5	Colorado State	81-85	L
M 6	Wyoming	82-60	W

Coach: Frank Arnold



## GLENN POTTER

Years: 1972-75 (3)  
 Record: 42-36 (.538)

Potter was an assistant at BYU for two years before taking over the reigns of the team in 1972. His team was second in the WAC during his first season. Potter finished with a 42-36 record at BYU. He was an avid teacher of defensive fundamentals and team balance. Potter spent five seasons at

Nebraska as an assistant before coming to BYU.

# all-time season results

Record: 12-14  
 \* Cougar Classic  
 ^ Old Dominion Classic

## 1976-77

The Cougars began the season with an impressive 18-point win over Idaho State and then won the Cougar Classic with two starters sidelined by injuries. On the season BYU finished 12-15 and 4-10 (7th place) in the conference. The team included two sets of brothers—Vance and Veryl Law and Jay and Larry Cheesman. Vance Law played out the season and then decided to concentrate on his baseball career. He was the MVP of the Cougar Classic and averaged nine points per game. Jay Cheesman led the team in scoring with an average of 15.9 points per game. He was the top-scorer in ten games including his best game against New Mexico where he had 34 points and nine rebounds. One league highlight included a 33-point win over Wyoming. Cheesman had a double-double in the game with 25 points and 10 rebounds. Forward Verne Thompson averaged 15.2 points per game and Mark Handy chipped in 11.5 a game.

DATE	OPPONENT	SCORE	W/L
N 26	Idaho State	102-84	W
N 27	at Weber State	75-96	L
D 1	Boise State	76-75	W
D 4	at Utah State	93-95	L
D 10	Seattle*	91-65	W
D 11	Niagara*	65-52	W
D 18	at Davidson	89-61	W
D 20	at North Carolina	93-113	L
D 22	at Wichita State	63-69	L
D 27	vs. St. Joseph's^	68-56	W
D 29	at Oklahoma City^	68-78	L
D 30	vs. California^	75-70	W
J 8	Utah State	85-77	W
J 14	Colorado State	41-49	L
J 15	Wyoming	97-64	W
J 20	at Arizona St.(OT)	84-86	L
J 22	at Arizona	85-113	L
J 27	UTEP	54-62	L
J 29	New Mexico	65-73	L
F 5	at Utah	61-81	L
F 10	at Wyoming	82-72	W
F 12	at Colorado State	67-78	L
F 17	Arizona	62-64	L

F 19	Arizona State	65-84	L
F 25	at New Mexico	88-80	W
F 26	at UTEP	65-63	W
M 5	Utah	54-67	L

Coach: Frank Arnold  
 Record: 12-15  
 \* Cougar Classic  
 ^ All College Tournament

## 1977-78

A young team and many injuries resulted in a 12-18 record, but a fourth-place conference finish was a pleasant surprise after being picked seventh. BYU played more games (30) than any other Cougar team in 25 years. Eight of the season's opponents advanced to postseason play (UCLA, Cal-Fullerton, Utah State, North Carolina, Rhode Island, Weber State, New Mexico and Utah). The Cougars lost five games by two points or less, which provided many exciting finishes. BYU had an increase in attendance at the Marriott Center drawing 17,171 fans per game. Freshman Danny Ainge led the team in scoring with 21.1 points per game. Not since the days of Kresimir Cosic had a BYU player had a higher average. Ainge became the highest scorer in a single season with 632 points.

DATE	OPPONENT	SCORE	W/L
N 26	at UCLA	73-75	L
N 28	Long Beach State	100-91	W
N 29	at Nevada-Reno	66-100	L
D 3	at Idaho State	87-94	L
D 9	Montana*	72-76	L
D 10	Cal-St. Fullerton*	75-80	L
D 14	McNeese State	78-68	W
D 16	at Illinois	74-81	L
D 17	at Bradley	86-79	W
D 21	at Utah State	89-91	L
D 23	at San Diego St.	88-104	L
D 28	vs. North Carolina^	81-94	L
D 29	vs. Rhode Island^	87-92	L
D 30	at Hawaii^	88-78	W
J 3	Weber State	81-76	W
J 7	Utah State (20T)	85-84	W
J 12	at Wyoming	82-89	L
J 14	at Colorado State	66-76	L
J 19	Arizona	87-86	W
J 21	Arizona State	96-89	W

J 26	at New Mexico	82-95	L
J 28	at UTEP (OT)	78-76	W
F 4	Utah	76-89	L
F 10	Colorado State	98-81	W
F 11	Wyoming	76-56	W
F 16	at Arizona State	75-76	L
F 18	at Arizona	90-104	L
F 23	UTEP	73-64	W
F 25	New Mexico	66-71	L
M 4	at Utah	74-81	L

Coach: Frank Arnold  
 Record: 12-18  
 \* Cougar Classic  
 ^ Rainbow Classic

## 1978-79

This season marked the first time in seven years that the Cougars won 20 games and also claimed the WAC championship. BYU's balanced attack, which enjoyed five players that averaged in double figures, posted a 20-8 record including a perfect 14-0 home stretch. Danny Ainge led the team in scoring with 18.4 points per game. With two seasons remaining Ainge has already scored 1,130 points, which puts him in the top ten in career scoring at BYU. On February 17 the Cougars beat the University of Utah by 26 points in front of 23,006 fans—a new Marriott Center attendance record. The total attendance during the Cougars' impressive 14 home wins was 277,920. This is the highest season mark since the facility opened in 1972. BYU advanced to the NCAA Tournament and was beaten 86-63 by the University of San Francisco in the first round.

DATE	OPPONENT	SCORE	W/L
N 24	Hawaii	93-69	W
N 25	Portland State	111-82	W
D 1	at Baylor	92-86	W
D 2	at Texas	57-96	L
D 6	Utah State	99-80	W
D 8	St. Joseph's*	90-71	W
D 9	Purdue*	76-64	W
D 14	at Rhode Island	76-85	L
D 16	at St. John's	83-90	L
D 21	Harvard	113-72	W
D 23	Oral Roberts	120-104	W
D 29	vs. Georgia Tech^	81-83	L
D 30	vs. Houston^	84-77	W
J 4	Denver	92-53	W
J 6	at Utah State	68-84	L
J 11	UTEP	80-56	W
J 13	New Mexico	100-83	W
J 20	at Utah	90-76	W
J 25	at Colorado State	98-83	W
J 27	at Wyoming (OT)	69-71	L
F 3	San Diego State	88-80	W
F 9	at New Mexico	65-66	L
F 10	at UTEP	77-68	W
F 17	Utah	76-50	W
F 22	Wyoming	78-73	W
F 24	Colorado State	66-61	W
M 2	at San Diego State	96-95	W
M 10	vs. San Francisco#	63-86	L

Coach: Frank Arnold  
 Record: 20-8  
 WAC Champion  
 \* Cougar Classic  
 ^ Pillsbury Holiday Classic  
 # NCAA (Tucson)

## 1979-80

With all five starters returning from last season and four of those averaging double figures in scoring its easy to see why the 1979-80 team was so

successful. Led by the steady performance of All-American Danny Ainge (19.1 ppg) and his supporting cast of Devin Durrant (13.3 ppg), Fred Roberts (13.1 ppg) and Alan Taylor (12.5 ppg) the Cougars went 24-5 and easily won the WAC championship with a conference record of 13-1. The only loss came against Wyoming in a three-point decision in Provo. Following the Wyoming loss BYU won its next 12 consecutive games, including a streak of winning all seven-conference road games. No WAC team had previously accomplished that feat. The Cougars' potent offense scored over 100 points eight times with a season high coming in a 123-91 win over San Diego State. Ainge led the team in scoring, assists and steals. He along with center Alan Taylor were named to the All-WAC first-team. Taylor set a Marriott Center record for rebounds when he pulled down 23 in the home finale. The Cougars earned an NCAA berth and a first-round date with Clemson, which they lost 71-66.

DATE	OPPONENT	SCORE	W/L
N 30	Illinois	76-86	L
D 1	Baylor	100-58	W
D 7	at Tulsa	73-71	W
D 8	at Oral Roberts	76-75	W
D 11	Cal-St. Fullerton	80-64	W
D 14	UC-Santa Barbara*	87-65	W
D 15	La Salle* (30T)	108-106	W
D 18	at Long Beach St.	76-78	L
D 22	at Utah State	89-84	W
D 27	vs. Penn State^	58-50	W
D 28	vs. Oregon State^	71-86	L
D 29	vs. NC-Charlotte^	104-91	W
J 3	at New Mexico	75-63	W
J 5	at UTEP	70-69	W
J 12	Utah	89-72	W
J 18	Wyoming	53-56	L
J 19	Colorado State	104-82	W
J 24	at San Diego St.	123-91	W
J 26	at Hawaii	34-33	W
J 31	UTEP	89-81	W
F 2	New Mexico	89-68	W
F 9	at Utah	83-82	W
F 12	Utah State	84-83	W
F 16	Alaska	93-59	W
F 21	at Colorado State	111-86	W
F 23	at Wyoming	39-30	W
F 28	Hawaii	107-82	W
M 1	San Diego State	114-81	W
M 8	vs. Clemson#	66-71	L

Coach: Frank Arnold  
 Record: 24-5  
 WAC Champion  
 \* Cougar Classic  
 ^ Far West Classic  
 # NCAA (Ogden)

## 1980-81

One of the most memorable seasons in BYU basketball history—highlighted by Danny Ainge's full-court drive and lay-up in the closing seconds to beat Notre Dame during an NCAA Tournament game. The win propelled the Cougars into the "elite eight" where Ralph Sampson and Virginia ended the Cougars' Cinderella run. Ainge was named All-American and was awarded the Eastman and Wooden awards as college basketball's outstanding player. He ranked ninth in the country in scoring, averaging 24.4 points per game. Forward Fred Roberts earned All-WAC honors for his steady play and 18.8 points per game, which was second on the team to Ainge. Steve Trumbo led the Cougars in rebounding, grabbing 10.7 per game. The team finished 25-7 overall, ranked 16th in the country, and



## FRANK ARNOLD

Years: 1975-83 (8)  
 Record: 137-94 (.593)

Arnold coached the Cougars for eight years earning a 137-94 record. His teams won three WAC championships and appeared in three NCAA tournaments and one NIT tournament. Arnold's 1980-81 team advanced to the elite eight at the NCAA Tournament before losing to Ralph

Sampson and Virginia. Arnold was selected Coach of the Year in the WAC in 1979 and 1980 by Basketball Weekly, and was also selected Coach of the Year by WAC coaches and athletic directors in 1980. Arnold was an assistant coach under John Wooden before coming to BYU.

among the nation's "elite eight." The Cougars were 12-3 in the WAC and in third place behind co-champions Utah and Wyoming.

DATE	OPPONENT	SCORE	W/L
N 28	at Washington	80-70	W
N 29	at Oregon State	68-75	L
D 6	at Utah State	82-79	W
D 12	North Texas*	108-92	W
D 13	St. Mary's*	95-76	W
D 16	Michigan State	82-50	W
D 19	vs. Illinois ^	80-75	W
D 20	at Tennessee ^	65-81	L
D 23	at Weber State	85-78	W
D 27	Utah State	104-89	W
J 2	at Air Force	77-65	W
J 3	at UNLV (20T)	92-90	W
J 8	San Diego State	84-73	W
J 10	Hawaii	91-74	W
J 15	at New Mexico	92-87	W
J 17	at UTEP	62-64	L
J 23	Colorado State	66-46	W
J 24	Wyoming	84-70	W
J 31	at Utah	56-60	L
F 6	UNLV	86-77	W
F 7	Air Force	62-51	W
F 12	at Hawaii	77-72	W
F 14	at San Diego St.	72-73	L
F 19	UTEP	84-75	W
F 21	New Mexico	78-72	W
F 26	at Wyoming (20T)	84-86	L
F 28	at Colorado State	80-69	W
M 7	Utah	95-76	W
M 12	vs. Princeton#	60-51	W
M 14	vs. UCLA#	78-55	W
M 19	vs. Notre Dame#	51-50	W
M 21	vs. Virginia#	60-74	L

Coach: Frank Arnold  
Record: 25-7  
\* Cougar Classic  
^ Volunteer Classic  
# NCAA (Providence/Atlanta)

### 1981-82

A solid frontcourt of Greg Kite, Fred Roberts and Steve Trumbo led the Cougars during a 17-14 season, earning an invitation to the NIT postseason. The Cougars began the season in two rematch games. The first came against Virginia who knocked BYU out of the elite-eight the previous year, and the second was against UCLA in Los Angeles. The Cougars fought back from a halftime deficit against Virginia but lost in the closing seconds 63-61. A 79-75 win over UCLA was the most significant accomplishment of the season. The upset was only the 14th loss ever suffered by the Bruins inside Pauley Pavilion in 256 games. The Cougars also became one of only a handful of teams to have beaten the Bruins in back-to-back seasons. Last year's 78-55 win over UCLA, in the NCAA Tournament, was the Bruins worst loss in 17 years. Trumbo and Roberts were unanimous selections to the first-team All-WAC squad. During the four seasons they played together at BYU the Cougars won more games (86 of 119) and had the best winning percentage (.723) of any other four-year span in the school's history.

DATE	OPPONENT	SCORE	W/L
N 21	vs. Virginia*	61-63	L
N 27	at UCLA	79-75	W
N 28	at Cal-St. Fullerton	81-66	W
D 4	Oregon State	44-56	L
D 5	UNLV	63-66	L
D 8	at Utah State	51-43	W
D 11	Idaho State ^	77-71	W
D 12	Western Carolina ^	86-63	W
	Weber State	63-55	W
D 18	at Princeton	39-38	W
D 22	Cal Poly-Pomona	89-65	W
D 26	Utah State	74-79	L
J 2	UTEP	67-60	W

J 4	New Mexico	76-58	W
J 7	at Colorado State	40-50	L
J 9	at Wyoming	42-61	L
J 15	Utah	74-51	W
J 21	Air Force	54-40	W
J 23	Wyoming	25-27	L
J 28	at San Diego St.	66-80	L
J 30	at Hawaii	60-62	L
F 6	Colorado State	60-54	W
F 12	at UNLV	50-52	L
F 13	at Air Force	49-41	W
F 19	at Utah	61-68	L
F 25	Hawaii	75-66	W
F 27	San Diego State	106-66	W
M 4	at UTEP	45-43	W
M 6	at New Mexico	65-67	L
M 10	Washington+	63-66	L

Coach: Frank Arnold  
Record: 17-13  
\* Hall of Fame Classic  
^ Cougar Classic  
+ NIT (Provo)

### 1982-83

A young lineup and a 0-5 start proved tough to overcome and the 82-83 Cougar team was left out of postseason play for the first time in five years. The Cougars managed to go 11-5 in the WAC and finished in a three-way tie for the conference championship. Other co-champions Utah and UTEP headed for post season tournaments but the Cougars were left off after a season finale win over Wyoming. The victory did give the Cougars an above .500 season finishing at 15-14. Seven of BYU's opponents were invited to the NCAA Tournament-one of which was national powerhouse UCLA in the season opener. The game drew a crowd of 23,023. Devin Durrant received All-WAC honors and was named honorable mention All-America. BYU center Greg Kite finished his career at BYU and was drafted in the first round of the NBA draft by the Boston Celtics.

DATE	OPPONENT	SCORE	W/L
N 26	UCLA	82-85	L
N 27	Iowa	80-91	L
N 30	Utah State	69-75	L
D 4	at Michigan State	55-63	L
D 10	Long Beach St.* (OT)	77-81	L
D 11	Fordham*	70-62	W
D 14	at Utah State	68-80	L
D 18	at Boise State	68-67	W
D 21	Providence	66-52	W
D 27	at St. John's ^	64-75	L
D 29	vs. St. Joseph's ^	65-68	L
D 31	Princeton	51-32	W
J 6	at Weber State (20T)	81-84	L
J 14	San Diego State	96-74	W
J 15	Hawaii	86-62	W
J 20	at Colorado State	77-63	W
J 22	at Wyoming	82-64	W
J 24	at Air Force	73-61	W
J 27	UTEP	49-65	L
J 29	New Mexico	66-48	W
F 5	at Utah	72-75	L
F 10	at Hawaii	69-80	L
F 12	at San Diego State	69-67	W
F 17	Colorado State	69-58	W
F 19	Air Force	66-57	W
F 25	at New Mexico	70-71	L
F 27	at UTEP	58-54	W
M 5	Utah (30T)	62-64	L
M 12	Wyoming	54-41	W

Coach: Frank Arnold  
Record: 15-14  
WAC Champion-3 way tie  
\* Cougar Classic  
^ Holiday Festival

### 1983-84

The Cougars played one of the toughest schedules in the country but still won 20 games and earned a trip to the NCAA Tournament under first-year head coach Ladell Andersen. Games against eventual Final Four participant Kentucky, Georgetown, UCLA, Notre Dame, Virginia Commonwealth, Alabama-Birmingham, Utah State, Oregon and Weber State highlighted the non-conference schedule. The Cougars picked up wins against Virginia Commonwealth, Oregon, Weber State, Notre Dame and upset UAB in the NCAA Tournament. In WAC play BYU compiled a 12-4 record and finished second behind UTEP. All-American Devin Durrant led the team in scoring and finished among the nation's leading scorers averaging 27.9 points per game. He also average 39.5 minutes per game. Brett Applegate was the team leader in rebounds and was among the nation's leaders pulling down 11.4 per outing. He also scored 14.5 points per game, which was second on the team behind Durrant.

DATE	OPPONENT	SCORE	W/L
N 26	at Utah State	78-90	L
N 30	Hofstra	119-84	W
D 9	Utah State*	81-83	L
D 10	St. Mary's (CA)*	106-74	W
D 16	vs. Virginia Comm. ^	81-77	W
D 17	at Kentucky ^	59-93	L
D 21	Oregon	79-78	W
D 23	Boise State	66-54	W
D 28	at UCLA	73-82	L
J 7	Weber State (OT)	86-81	W
J 14	Utah (20T)	113-105	W
J 19	at Hawaii	95-77	W
J 20	at San Diego St.	75-79	L
J 26	Wyoming	74-61	W
J 28	Air Force	69-49	W
J 30	Colorado State	73-57	W
F 2	at New Mexico	86-73	W
F 4	at UTEP	77-86	L
F 8	at Utah	82-79	W
F 11	at Georgetown	51-67	L
F 14	Hawaii (20T)	87-85	W
F 16	San Diego St. (OT)	94-92	W
F 18	Notre Dame	68-64	W
F 23	at Colorado State	65-70	L
F 25	at Wyoming	55-56	L
F 27	at Air Force	71-67	W
M 1	UTEP	83-65	W
M 3	New Mexico	80-73	W
M 9	vs. New Mexico+	55-64	L
M 15	at UAB#	84-68	W
M 17	vs. Kentucky#	68-93	L

Coach: Ladell Andersen  
Record: 20-11  
\* Cougar Classic  
^ Kentucky Invitational  
+ WAC Tournament (El Paso)

# NCAA (Birmingham)

### 1984-85


BYU began the season losing four of five games and ended the year on a four-game skid or the 84-85 campaign would have been one to remember. BYU went 14-6 in the remaining games and posted a 15-14 record on the season. Of the losses, six were by a combined total of 12 points, including a triple overtime one-point loss to Utah in Provo. BYU defeated eventual NIT champions UCLA and knocked off then un-beaten Washington. Senior Timo Saarelainen, who battled knee problems most of the season, still led the Cougars in scoring 21 of 29 games. His season high was 41 points against New Mexico in Albuquerque. Senior guard Scott Sinek also battled an early season injury but fought back and ended the year second on the team in scoring with a 10.1 average. BYU finished in a third-place tie in the WAC with Colorado State and New Mexico.

DATE	OPPONENT	SCORE	W/L
N 30	vs. LaSalle*	73-74	L
D 1	vs. Pacific*	72-63	W
D 4	Utah State	93-97	L
D 8	at Weber State	79-87	L
D 11	at Utah State (OT)	91-92	L
D 14	SW Missouri ^	66-46	W
D 15	Hofstra ^	86-76	W
D 19	UCLA	89-81	W
D 22	Washington	84-75	W
D 28	vs. Villanova+	61-91	L
D 29	vs. Yale+	73-58	W
J 3	UTEP	62-60	W
J 5	New Mexico	70-76	L
J 12	at San Diego St.	70-89	L
J 14	at Hawaii (OT)	88-78	W
J 17	at Air Force	79-72	W
J 19	at Colorado State	65-64	W
J 24	Wyoming	78-65	W
J 26	at Utah	63-62	W
J 31	San Diego State	71-77	L
F 2	Air Force	66-60	W
F 7	at New Mexico	74-76	L
F 9	at UTEP (30T)	86-97	L
F 14	Colorado State	77-69	W
F 16	Air Force	71-61	W
F 23	at Notre Dame	58-67	L
F 28	at Wyoming	66-78	L
M 2	Utah (30T)	85-86	L
M 4	Air Force**	79-82	L

Coach: Ladell Andersen  
Record: 15-14  
\* Stanford Invitational  
^ Cougar Classic  
+ Cotton States Classic  
\*\* WAC Tournament (Provo)

## LADELL ANDERSEN

Years: 1983-89 (6)  
Record: 114-71 (.616)



Andersen was BYU's head coach for six seasons and had a 114-71 record. He led the Cougars to four post season tournaments, three NCAA and 1 NIT. He was the WAC Coach of the Year in 1987-88 and District Seven Coach of the Year in 1985-86. Before coming to BYU, Andersen was

the head coach at Utah State for 10 years, leading them to five NCAA appearances. He also coached the Utah Stars of the ABA and compiled the best two-year mark in ABA history 115-53. His Stars won the Western Division championship twice. Andersen is now a scout for the Utah Jazz.

# all-time season results

## 1985-86

The Cougars experienced a little of everything during the rollercoaster ride that was the 85-86 season. Projected to finish sixth in the conference, the Cougars began the season losing seven of their first nine games. BYU fought back and won 12 straight games, including 11 conference games and a win against nationally ranked Notre Dame 80-76 in overtime. The key during the streak was the play of center Tom Gneiting who replaced an ailing Alan Pollard in the middle of the season. As Gneiting went, so went the Cougars. He pulled down double-figure rebounds in six straight games at the beginning of the streak including four double-doubles. The team ended the season going 3-5 in its last eight games. On the year, the Cougars finished 18-14 overall and 11-5 in the conference. Coach Ladell Andersen was named District 7 Coach of the Year for his part in turning around and producing an 18-14 season, despite predictions that BYU's record would be much worse.

DATE	OPPONENT	SCORE	W/L
N 30	Washington State	65-69	L
D 3	at Utah State	80-80	L
D 6	vs. TCU*	50-63	L
D 7	vs. Fordham*	75-72	W
D 10	Utah State	76-88	L
D 13	Long Beach State ^	94-75	W
D 14	Pepperdine ^	73-83	L
D 19	at Washington	68-74	L
D 21	at Oregon	69-72	L
D 28	Weber State (OT)	88-86	W
J 2	at UTEP	64-69	L
J 4	at New Mexico	57-60	L
J 10	Hawaii	80-66	W
J 11	San Diego State	82-70	W
J 13	Notre Dame (OT)	80-76	W
J 17	at Colorado State	68-63	W
J 18	at Air Force	65-57	W
J 21	at Oral Roberts	67-65	W
J 23	Air Force	66-45	W
J 25	Utah	87-69	W
F 6	at San Diego St.	81-71	W
F 8	at Hawaii	76-66	W
F 14	New Mexico	74-67	W
F 15	UTEP	72-69	W
F 20	at Wyoming	56-66	L
F 22	at Utah	71-74	L
F 27	Colorado State	86-76	W
M 1	Wyoming	62-65	L
M 6	vs. New Mexico	68-79	L
M 13	SMU+	67-63	W
M 18	UC-Irvine+	93-80	W
M 21	at Ohio State+	68-79	L

Coach: Ladell Anderson  
Record: 18-14  
+ NIT, \* Kactus Klassic  
^ Cougar Classic

## 1986-87

Playing one of its toughest schedules in years the BYU basketball team posted a 21-11 record and 12-4 in the WAC and finished second behind UTEP. The Cougars played Oklahoma, Notre Dame, Iowa, Arizona State, Pittsburgh, Michigan State, and New Orleans, as well as four WAC teams that made it to post season play. The 21-win season was highlighted by an eight-game win streak, and two four-game stretches. The Cougars were invited to the NCAA Tournament and lost to New Orleans 83-79. Michael Smith led the Cougars in scoring (20.1), rebounding (8.5), free throw shooting (90%) and three-point shooting (49%). Other team leaders were Tom Gneiting in field goal shooting (62%),

Brian Taylor in assists (118), Jeff Chatman in blocked shots (40), and Bob Capener in steals (32).

DATE	OPPONENT	SCORE	W/L
N 21	at Oklahoma*	110-119	L
D 3	Utah State	100-86	W
D 6	at Notre Dame	46-62	L
D 9	at Iowa	75-86	L
D 12	Arizona State ^	91-85	W
D 13	UC-Fullerton ^	56-59	L
D 16	at Utah State	97-93	W
D 18	at Weber State	84-69	W
D 20	Oral Roberts	95-73	W
D 23	Pittsburgh	93-73	W
D 29	vs. Michigan St.+	96-88	W
D 30	at Santa Clara+	77-66	W
J 2	Colorado St. (OT)	75-67	W
J 3	Wyoming	77-74	W
J 6	SW Missouri (OT)	61-62	L
J 9	at UTEP	73-66	W
J 10	at New Mexico	89-102	L
J 15	San Diego State	94-82	W
J 17	Hawaii	90-79	W
J 22	Air Force	87-69	W
J 24	at Utah	80-70	W
J 30	at Air Force	91-93	L
J 31	at Colorado State	51-49	W
* F 5	New Mexico	98-73	W
F 7	UTEP (OT)	91-93	L
F 14	Utah	58-65	L
F 21	at Wyoming	67-63	W
F 26	at San Diego State	85-68	W
F 28	at Hawaii	100-80	W
M 5	vs. Air Force** (OT)	82-79	W
M 6	at New Mexico**	86-93	L
M 12	vs. New Orleans#	79-83	L

Coach: Ladell Anderson  
Record: 21-11  
\* Coca-Cola NIT Classic  
^ Cougar Classic  
+ Cable Car Classic  
\*\* WAC Tournament  
# NCAA (Birmingham)

## 1987-88

In the prior history of BYU basketball only one team enjoyed more success than the 1987-88 squad. The Cougars won their first seventeen games to open the season and climbed as high as second and third-place in the rankings. The streak came to an end against UAB in Birmingham, Alabama. Had BYU won the game against UAB it may have found itself in the No. 1 spot as the only remaining undefeated major team in the country. The Cougars posted a 13-3 WAC record and went 26-6 overall. The win total was two shy of the all-time BYU record by the 1950-51 team that won 28 games. In terms of winning percentage the '88 team had a .813 record, which is the best percentage in school history. The Cougars breezed through WAC play winning the conference title; however, was upset by UTEP in the WAC Tournament hosted by the Cougars in the Marriott Center. In just three conference losses the margin of defeat was a combined seven points—two in overtime at San Diego State, two points at Utah, and three points to UTEP in the tournament. BYU was seeded fourth in the NCAA Tournament Southeast Regional in Atlanta. The Cougars beat UNC-Charlotte 98-92 in overtime but fell to Louisville by 21 in the second round. An average of 20,200 fans attended home games giving the highest season attendance totals ever at 363,602. Junior Michael Smith was named GTE All-America by U.S. coaches and was named Second Team All-America by the media. He was

named WAC Player of the Year and led the conference in scoring.

DATE	OPPONENT	SCORE	W/L
N 27	Montana State	90-89	W
D 1	at Utah State	96-92	W
D 3	at Washington St.	60-54	W
D 5	at UCLA	87-80	W
D 11	Weber State*	104-71	W
D 12	Chicago State*	91-60	W
D 19	Utah State (OT)	121-112	W
D 29	La Salle	95-82	W
J 2	Cent. Connecticut	109-76	W
J 7	Hawaii	97-66	W
J 9	San Diego State	92-65	W
J 13	at Wyoming	83-67	W
J 21	at UTEP	81-71	W
J 23	at New Mexico	89-82	W
J 30	Air Force	95-75	W
F 2	Tulsa	72-57	W
F 4	Utah	82-64	W
F 6	at Ala.-Birmingham	83-102	L
F 9	Miami (Florida)	99-86	W
F 11	Wyoming	78-69	W
F 13	Colorado State	86-80	W
F 18	at San Diego St. (OT)	80-82	L
F 20	at Hawaii	72-70	W
F 23	at Colorado State	75-67	W
F 25	at Air Force	76-62	W
F 27	at Utah	60-62	L
M 3	New Mexico	89-82	W
M 5	UTEP (2OT)	80-83	L
M 10	Hawaii ^	76-74	W
M 11	UTEP ^	63-66	L
M 17	vs. NC-Charlotte#	98-92	W
M 19	vs. Louisville#	76-97	L

Coach: Ladell Anderson  
Record: 26-6  
\* Cougar Classic  
^ WAC Tournament (Provo)  
# NCAA (Atlanta)

## 1988-89

Injuries plagued the Cougars as the team posted a 14-15 record overall and 7-9 in the WAC during Head Coach Ladell Andersen's final season. Andersen retired at season's end with a record of 114-71 over five years. Team leaders Marty Haws and Andy Toolson both missed games due to injuries. The Cougars also lost the services of 6-9 freshman John fish toward the end of the season. One bright spot for BYU was eventual NBA first-round draft choice Michael Smith. He averaged 26.4 points per game and finished second only to Danny Ainge in career field goals made (886), field goals attempted (1,749) and total points scored (2,319). Smith also moved into the No. 1 spot in career rebounding with 922. BYU received national exposure appearing on CBS, ESPN, and USA Cable. Despite a losing season the Cougars drew an average of 18,149 fans per home game. Only five other schools in the nation averaged more.

DATE	OPPONENT	SCORE	W/L
N 25	vs. Northeastern*	87-78	W
N 26	vs. St. John's*	77-83	L
D 1	at Weber State	78-80	L
D 3	UCLA	87-97	L
D 9	Texas-Arlington ^	87-70	W
D 10	St. Mary's (CA) ^	69-70	L
D 17	Utah State	96-85	W
D 21	at Utah State	74-72	W
D 23	Brown	90-65	W
J 5	at New Mexico	84-88	L
J 7	at UTEP	76-91	L

J 12	San Diego State	85-81	W
J 14	Hawaii	73-77	L
J 19	at Air Force (OT)	89-88	W
J 21	at Colorado State	84-69	W
J 24	Air Force	78-78	L
J 28	Wichita State	93-92	W
F 2	at Utah	86-90	L
F 4	at Miami (Florida)	86-107	L
F 9	at San Diego St.	74-89	L
F 11	at Hawaii	66-68	L
F 14	UC-Berkeley	87-74	W
F 16	UTEP	84-76	W
F 18	New Mexico	90-79	W
F 23	at Wyoming	65-72	L
F 25	Utah	81-74	W
M 2	Wyoming	71-67	W
M 4	Colorado State	72-89	L
M 10	vs. Hawaii+	69-72	L

Coach: Ladell Anderson  
Record: 14-15  
\* Lapchick Tournament  
^ Cougar Classic  
+ WAC Tournament (SLC)

## 1989-90

First-year Coach Roger Reid was named WAC Coach of the Year and District Coach of the Year by both the coaches and media following a 21-9 season. A team that was picked to finish sixth in the conference finished 11-5 and earned a share of the WAC title. The Cougars were unbeaten at home with a perfect 15-0 record. The team set a school record for three-point shooting at 45 percent, and was eighth in the nation. Six of the team's nine losses were to teams that appeared in postseason action. BYU earned a trip to the NCAA Tournament but lost to heavily favored Clemson 49-47 in the closing seconds. Both seniors Marty Haws and Andy Toolson averaged over 18 points per game to lead the Cougars.

DATE	OPPONENT	SCORE	W/L
N 24	Siena	83-62	W
N 25	E. Washington	96-84	W
N 28	Weber State	81-65	W
N 30	Utah State	71-65	W
D 2	at Penn State	72-82	L
D 5	at Arizona State	65-64	W
D 8	North Texas*	97-68	W
D 9	UAB*	98-82	W
D 12	Utah State	69-68	W
D 21	Northwestern	69-68	W
D 23	at California	63-85	L
J 4	at Hawaii	71-80	L
J 6	at San Diego St.	63-60	W
J 11	UTEP (OT)	69-67	W
J 13	New Mexico	79-78	W
J 18	at Air Force	64-56	W
J 20	at Wyoming	65-60	W
J 25	Utah	65-49	W
J 27	Colorado State	67-52	W
F 1	San Diego State	75-58	W
F 3	Hawaii	68-65	W
F 7	at Tulsa	66-64	W
F 10	at Utah	73-89	L
F 15	at New Mexico	51-60	L
F 17	at UTEP	63-64	L
F 22	Wyoming	75-64	W
F 24	Air Force	67-42	W
M 1	at Colorado State	57-59	L
M 8	vs. Utah (OT)+	61-62	L
M 15	vs. Clemson!#	47-49	L

Coach: Roger Reid  
Record: 21-9



\* Cougar Classic  
 + WAC Tournament (El Paso)  
 # NCAA (Hartford)

### 1990-91

Prize recruit 7'6" Shawn Bradley led BYU in scoring (14.8), rebounding (7.7), and blocked shots (5.2), in his first and only season as a Cougar. Bradley made an immediate impact in his first game in Provo with 23 points 14 rebounds and five blocked shots. His best game came against E. Kentucky when he scored 29 points, grabbed eight rebounds and had 14 blocks, in a 90-86 win. He set an NCAA Tournament record with 10 blocked shots in a first-round win against Virginia 61-48. The Cougars lost to nationally ranked Arizona 76-61 in round two. The team won 21 games for the second straight year posting a record of 21-13 (11-5 WAC). Eleven of the 13 losses came against tournament teams. Guard Nathan Call broke Danny Ainge's school assist record with 164 on the season.

DATE	OPPONENT	SCORE	W/L
N 14	E. Tennessee St.	*80-83	L
N 24	Utah State	98-94	W
N 29	at Weber State	69-57	W
D 1	at Utah State	63-58	W
D 4	at La Salle	81-93	L
D 7	Eastern Kentucky	90-86	W
D 8	St. John's	62-67	L
D 12	Arizona State	74-82	L
D 19	James Madison	84-66	W
D 21	Stetson	75-77	L
D 22	Tulsa	62-60	W
D 27	vs. S. Carolina+	49-52	L
D 29	vs. Rutgers+	70-85	L
J 3	at San Diego State	73-61	W
J 5	at Hawaii	65-74	L
J 10	UTEP	83-67	W
J 12	New Mexico	72-65	W
J 17	at Colorado State	72-55	W
J 19	at Wyoming	80-86	L
J 24	Air Force	72-55	W
J 26	Wyoming	72-77	L
J 31	Colorado State	69-52	W
F 2	at UTEP	69-65	W
F 7	San Diego State	75-55	W
F 9	Hawaii	82-74	W
F 14	at New Mexico	83-76	W
F 16	at Utah	74-81	L
F 23	at Air Force	70-61	W
M 2	Utah (OT)	71-72	L
M 7	vs. Colorado St.**	69-56	W
M 8	vs. Hawaii** (OT)	73-71	W
M 9	vs. Utah** (OT)	51-49	W
M 14	vs. Virginia#	61-48	W
M 16	vs. Arizona#	61-76	L

Coach: Roger Reid  
 Record: 21-13  
 WAC Tournament Champion  
 \* Dodge NIT  
 ^ Cougar Classic  
 + Holiday Festival  
 \*\* WAC Tourn. (Laramie)  
 # NCAA (SLC)

### 1991-92

The Cougars were picked to finish fourth in the WAC this season but great outside shooting and a strong inside game earned the team a first-place finish in the conference and their 11th conference title. BYU also brought home the WAC Tournament Championship thanks to Kevin Nixon's 54-foot buzzer beater against UTEP. The win gave the Cougars an automatic berth to the NCAA Tournament and a first-round meeting with LSU and Shaquille O'Neal. LSU won 94-83. The Cougars came within three points of beating Final Four team Michigan, led by Chris Webber and Jalen Rose. Other key wins came against Florida, Princeton, James Madison, UTEP, New Mexico, and Utah-all of which appeared in post-season play. The

Cougars finished 25-7 overall and 12-4 in the WAC. BYU began the season winning its first seven games and finished winning seven straight before running into LSU. Gary Trost, Kevin Nixon, and Nick Sanderson all averaged double figures for BYU. Trost was named All-WAC First Team; Nixon was named to the WAC All-Newcomer Team. Russell Larson was named WAC Freshman of the Year.

DATE	OPPONENT	SCORE	W/L
N 26	at Utah State	82-66	W
D 5	at Tulsa	102-86	W
D 7	at James Madison	66-63	W
D 13	Utah State*	93-77	W
D 14	Princeton*	65-59	W
D 19	McNeese State	104-64	W
D 21	Weber State	81-68	W
D 28	vs. Michigan	83-86	L
D 29	vs. Florida	79-73	W
J 4	Tennessee Tech	95-68	W
J 9	at UTEP	69-89	L
J 11	Colorado State	72-51	W
J 16	Wyoming	68-59	W
J 18	Air Force	66-45	W
J 23	at Wyoming	67-72	L
J 25	at Colorado St.(OT)	79-74	W
J 30	New Mexico	85-65	W
F 1	UTEP	80-63	W
F 6	at San Diego St.	89-59	W
F 8	at Hawaii	83-87	L
F 13	at Air Force	68-60	W
F 15	La Salle	80-81	L
F 20	Utah	58-56	W
F 22	at New Mexico (OT)	84-95	L
F 27	Hawaii	81-64	W
F 29	San Diego State	98-78	W
M 3	Cal St Northridge	100-68	W
M 7	at Utah	87-73	W
M 12	vs. Air Force+	72-51	W
M 13	vs. Utah+	75-62	W
M 14	vs. UTEP+	73-71	W
M 19	vs. Louisiana State#	83-94	Coach:

Roger Reid  
 Record: 25-7  
 WAC Champion-tie  
 WAC Tournament Champion  
 \* Cougar Classic  
 ^ Red Lobster (Orlando)  
 + WAC Tourn. (Fort Collins)  
 # NCAA (Boise)

### 1992-93

BYU finished at the top of the Western Athletic Conference for the third time in four years, won 25 games for the second straight year and appeared in its fourth straight NCAA Tournament. The Cougars compiled a 25-9 record going 15-3 in WAC play. Key wins came against nationally ranked Oklahoma and Memphis State at the Maui Invitational in Hawaii. The upsets landed the Cougars a date with defending NCAA champ Duke in the final round of the classic, but the Blue Devils prevailed led by Grant Hill and Bobby Hurley. At the NCAA Tournament BYU beat Southwest Conference Champion Southern Methodist in the first round but fell to eventual Final Four team Kansas. Center Gary Trost was named All-WAC for the second year in a row and led the Cougars in scoring and rebounding at 15.2 ppg and 6.9 rpg. Russell Larson set a school record for field goal percentage at .631. Larson was honorable mention All-WAC along with Nick Sanderson and Jared Miller. BYU averaged 20,471 fans per game in the Marriott Center, which was good enough for fourth in the country.

DATE	OPPONENT	SCORE	W/L
D 1	Arizona State	108-98	W
D 4	at Utah State	93-83	W
D 8	at Weber St. (OT)	77-83	L
D 11	Southern Utah*	108-62	W
D 12	Georgia*	74-64	W
D 18	Utah State	89-65	W

D 21	vs. Oklahoma	76-75	W
D 22	vs. Memphis St. ^ (OT)	73-67	W
D 23	vs. Duke	66-89	L
D 28	vs. Oregon+	70-76	L
D 29	vs. Oregon State+	79-93	L
J 2	UTEP	79-73	W
J 4	New Mexico	70-56	W
J 9	Utah	53-54	L
J 14	at Fresno State	72-57	W
J 16	at Air Force	103-68	W
J 21	San Diego State	76-64	W
J 23	Hawaii (OT)	84-80	W
J 28	at Colorado State	70-63	W
J 30	at Wyoming	77-64	W
F 4	Colorado State	81-57	W
F 6	Wyoming	75-62	W
F 11	at Hawaii	62-56	W
F 13	at San Diego State	80-73	W
F 18	Fresno State	90-74	W
F 20	Air Force	98-80	W
F 25	Sacramento State	128-78	W
F 27	at Utah	83-89	L
M 4	at UTEP	84-63	W
M 6	at New Mexico	76-79	L
M 11	vs. Hawaii**	85-71	W
M 12	vs. New Mexico**	59-68	L
M 18	vs. SMU#	80-71	W
M 20	vs. Kansas#	76-90	L

Coach: Roger Reid  
 Record: 25-9  
 WAC Champion-tie  
 \* Cougar Classic  
 ^ Maui Invitational (Hawaii)  
 + Far West Classic (Portland, Oregon)  
 \*\* WAC Tournament (SLC)  
 # NCAA (Chicago)

### 1993-94

BYU gets back to the WAC Tournament Championship game for the third time in four years. The Cougars came up short against Hawaii in the title game, but did earn a berth in the NIT Tournament. The Cougars beat Arizona State in its first round game 74-67 but lost to Fresno State by two points in the second round. The team finished the season with a 22-10 record overall and 12-6 in the WAC, and came within a basket of tying for the regular season conference title. Only two of BYU's losses were to teams that did not appear in post season play. Russell Larson led the team in scoring and rebounding at just under 20 points a game and nine rebounds. Ken Roberts earned All-WAC honors giving Coach Reid 13 All-WAC players in his six seasons.

DATE	OPPONENT	SCORE	W/L
N 27	at Arizona State	95-106	L
D 3	vs. S. Carolina*	72-68	W

D 4	vs. N. Carolina*	65-97	L
D 10	Nicholls State	111-96	W
D 11	Oklahoma Baptist	78-76	W
D 14	Utah State	78-65	W
D 17	Texas Tech	84-74	W
D 21	Weber State	92-79	W
D 28	W. Washington	106-74	W
J 3	at New Mexico	68-74	L
J 5	at UTEP	67-59	W
J 8	at Utah	64-62	W
J 13	Fresno State	73-65	W
J 15	Air Force	87-73	W
J 20	at San Diego St. (OT)	83-82	W
J 22	at Hawaii	66-69	L
J 27	Wyoming	82-66	W
J 29	Colorado State	79-66	W
F 3	at Wyoming	65-79	L
F 5	at Colorado St.(OT)	72-70	W
F 10	San Diego State	101-87	W
F 12	Hawaii	85-79	W
F 17	at Air Force	94-82	W
F 19	at Fresno State	68-73	L
F 26	Utah	73-70	W
M 3	New Mexico (OT)	82-84	L
M 5	UTEP	61-62	L
M 10	vs. Utah+	96-65	W
M 11	vs. Fresno State+	87-72	W
M 12	vs. Hawaii+	66-73	L
M 17	Arizona State#	74-67	W
M 22	at Fresno State#	66-68	L

Coach: Roger Reid  
 Record: 22-10  
 \* Tournament of Champions (Charlotte)  
 ^ Cougar Classic  
 + WAC Tournament (SLC)  
 \*\* NIT

### 1994-95

Coach Roger Reid earned his sixth straight 20-plus win season (22-10, 13-5) and the Cougars played in their sixth straight post-season tournament in 10 years. The Cougars began the season at the Great Alaska Shootout in Anchorage and upset Oklahoma State 69-59 in its first game. The Cowboys advanced to the NCAA Final Four at season's end. The Cougars also won the Cougar Classic and the Cable Car Classic tournaments. Three Cougars averaged in double digits, led by senior Russell Larson with 19.9 points per game. Larson was named second team Academic All-American. Forward Ken Roberts and Robbie Reid averaged 12.8 and 10.1 ppg respectively. Randy Reid was tops in the WAC in free throw percentage (.851). As a team BYU led the nation in FT% (.773). The Cougars were undefeated at home and won 55 of 59 games in Provo.

DATE	OPPONENT	SCORE	W/L
N 23	vs. Oklahoma St.*	69-59	W
N 25	vs. Louisville*	75-60	W



## ROGER REID

Years: 1989-1996

Record: 152-77 (.664)

Reid achieved six 20-win seasons while at BYU compiling a 152-77 record, which is the highest winning percentage ever for a BYU coach. He took the Cougars to six post season tournaments, five NCAA and one NIT. His teams won three WAC titles and two WAC Tournaments. Reid was WAC Coach of

the Year and District Coach of the Year during his first year as head coach in 1989-90. He was an assistant coach for 11 years before taking over the team in 1989. Reid went on to serve as an assistant coach with the Phoenix Suns.

# all-time season results/coaching records

N 26	vs. Minnesota*	74-79	L
D 1	at Utah State	59-83	L
D 3	Nevada-Reno	96-80	W
D 6	Mississippi (OT)	74-68	W
D 9	Southern Utah ^	82-67	W
D 10	Northwestern St. ^	80-53	W
D 17	NE Louisiana	87-69	W
D 21	at Weber State	74-86	L
D 29	at San Jose State+	74-61	W
D 30	vs. Santa Clara+	76-55	W
J 3	Utah	64-57	W
J 7	at Air Force	89-68	W
J 9	at Fresno State	69-61	W
J 12	San Diego State	66-57	W
J 14	Hawaii	74-67	W
J 19	at Colorado State	72-80	L
J 21	at Wyoming	58-52	W
J 26	UTEP (OT)	95-89	W
J 28	New Mexico	81-63	W
F 2	at UTEP (OT)	85-88	L
F 4	at New Mexico	74-72	W
F 9	Colorado State	76-68	W
F 11	Wyoming	78-72	W
F 16	at Hawaii	70-73	L
F 18	at San Diego St.	52-58	L
F 23	Fresno State	81-59	W
F 25	Air Force	79-72	W
M 4	at Utah	79-87	L
M 9	vs. Colorado St.**	73-75	L
M 16	vs. Tulane#	70-76	L

Coach: Roger Reid

Record: 22-10

\* Great Alaska Shootout

^ Cougar Classic

+ Cable Car Classic (San Jose)

\*\* WAC Tournament (Albuquerque)

# NCAA (Memphis)

## 1995-96

The 1995-96 basketball season saw the closing chapter of two prolific careers—Ken Roberts and Randy Reid. Roberts ended his career as the school's seventh leading scorer (1,652 points). Reid finished fourth all-time in assists and was named to the All-WAC Defensive Team. On the season the Cougars finished 15-13 overall and fifth place in the WAC at 9-9. BYU received a pleasant surprise in its first game of the season. Bryon Ruffner, a

transfer from Utah Valley State College, dropped 28 points on Boise State in a 15-point win. Ruffner finished second on the team in scoring averaging 18.8 points per game. Roberts led the team with 19.3 ppg. Reid was third at 11.2 ppg. BYU won the Cougar Classic for the fifth year in a row. The Cougar's high-powered offense ranked 16th in the nation in scoring and attracted the largest attendance in the Western Athletic Conference. BYU averaged 17,961 fans per home game including a 22,849 sellout on March 2 against Utah.

DATE	OPPONENT	SCORE	W/L
N 25	Boise State	86-71	W
N 28	at Nevada-Reno	77-79	L
D 2	at Mississippi St.	74-79	L
D 5	Utah State	76-52	W
D 8	UC-Northridge*	99-74	W
D 9	Louisiana Tech*	74-64	W
D 12	Weber State	91-86	W
D 22	at Texas Tech	71-81	L
D 28	Morgan State	110-69	W
J 2	at Utah	77-83	L
J 8	Air Force	68-64	W
J 10	Fresno State	97-84	W
J 13	at San Diego State	76-83	L
J 15	at Hawaii	78-77	W
J 18	Wyoming	84-75	W
J 20	Colorado State	76-78	L
J 25	at New Mexico	77-83	L
J 27	at UTEP	90-82	W
F 1	New Mexico	81-83	L
F 3	UTEP	82-71	W
F 8	at Colorado St.	76-81	L
F 10	at Wyoming	81-71	W
F 15	San Diego State	81-68	W
F 17	Hawaii	89-94	L
F 22	at Air Force	80-66	W
F 24	at Fresno State	83-95	L
M 2	Utah	85-96	L
M 7	vs. Colorado St.+	84-100	L

Coach: Roger Reid

Record: 15-13

\* Cougar Classic

+ WAC Tournament (Albuquerque)

## 1996-97

Utah State was the lone victim during BYU's 1996-97 season. The Cougars defeated the Aggies in Provo 64-61 on December 10th in front of 20,114 fans. Sophomore Lance Archibald scored 24 points to lead BYU in the win. On the season, the Cougars finished 1-25 overall and 0-16 in the conference. Jeff Campbell's 15.3 points per game average was the team high followed by Justin Weidauer's 8.7 ppg, and freshman Eric Nielsen's 7.8. Head Coach Roger Reid coached the team through seven games and was let go before the Cougars' eighth game against Georgia. Assistant Coach Tony Ingle finished the season at the helm for BYU.

DATE	OPPONENT	SCORE	W/L
N 22	Cal St.-Fullerton	67-75	L
N 26	at Washington	44-95	L
N 30	Pacific	58-80	L
D 4	at Weber State	80-97	L
D 10	Utah State	64-61	W
D 13	Boise State*	58-65	L
D 14	Houston*	69-89	L
D 21	at Georgia	65-84	L
D 27	at Penn State	53-75	L
D 31	San Diego St. (OT)	86-89	L
J 4	at Wyoming	61-89	L
J 11	Utah	51-61	L
J 16	at TCU	61-101	L
J 18	at SMU	50-75	L
J 23	Rice	59-62	L
J 25	Tulsa	56-72	L
F 1	at UTEP	49-75	L
F 3	at New Mexico	32-74	L
F 6	at Utah	49-85	L
F 8	Wyoming	60-72	L
F 13	TCU	80-92	L
F 15	Southern Methodist	62-74	L
F 20	at Tulsa	65-80	L
F 22	at Rice	44-68	L
F 27	New Mexico	49-90	L
M 1	UTEP	76-81	L

Coach: Roger Reid/Tony Ingle

Record: 1-25

\* Cougar Classic

## 1997-98

Upsetting 15th-ranked New Mexico in "The Pit," winning the Cougar Classic and making the WAC post-season tournament in Las Vegas are some of the accomplishments of Steve Cleveland's 1997-98 team. The Cougars finished 9-21 overall and 4-10 in the WAC, good enough for sixth place in the

Mountain Division. Senior Justin Weidauer and newcomers Ron Sellaize and Mekeli Wesley were the big three for the Cougars. Behind Weidauer's career-high 22 points the Cougars upset New Mexico in Albuquerque snapping the nation's second-longest home winning streak at 41 games. On the same trip the Cougars beat UTEP in El Paso completing the road sweep of those teams for the first time since the 1990-91 season. Sellaize joined the team in mid-December and still managed to lead team in scoring averaging 16.8 points per game. He was selected second team All-WAC and Mountain Division Newcomer of the Year. Wesley was named to the All-Mountain Newcomer Team and was voted MVP of the Cougar Classic, which the Cougars won beating Weber State and Pepperdine. The Cougars set a new school record for three point attempts at 638.

DATE	OPPONENT	SCORE	W/L
N 14	at San Diego St.	73-59	W
N 19	Washington State	49-78	L
N 21	Oregon	67-74	L
N 29	at Utah State	69-72	L
D 2	Penn State	50-80	L
D 6	at Boise State	67-83	L
D 9	Washington	68-83	L
D 12	Weber State*	83-70	W
D 13	Pepperdine*	53-52	W
D 22	at California	64-68	L
D 27	at Hawaii	53-73	L
D 28	vs. Virginia	54-72	L
D 29	vs. Ohio State	72-65	W
J 5	at Tulsa	57-53	W
J 10	Utah	61-71	L
J 17	Wyoming	60-41	W
J 22	Colorado State	44-55	L
J 22	at UNLV	63-76	L
J 24	at Air Force	61-80	L
J 29	New Mexico	54-72	L
J 31	UTEP	59-68	L
F 5	at Utah	68-83	L
F 7	Tulsa	59-65	L
F 12	at Colorado State	74-83	L
F 14	at Wyoming	54-77	L
F 19	Air Force	79-60	W
F 21	UNLV	76-84	L
F 26	at New Mexico	83-62	W
F 28	at UTEP (30T)	76-75	W
M 3	vs. Tulsa	56-59	L

Coach: Steve Cleveland

Record: 9-21

\* Cougar Classic

+ WAC Tournament (Las Vegas)



## STEVE CLEVELAND

Years: 1997-present

Record: 85-69 (.552)

Coach Cleveland enters his sixth year having rebuilt a BYU basketball program that had a 1-25 record prior to his arrival. After posting records of 9-21 and 12-16 in his first two seasons, he guided the 1999-2000 Cougars to 22-11 record and the quarterfinals of the NIT. In 2000-01, BYU finished 24-9 while earning its first conference tournament title since 1992, its first regular season championship since 1993 and its first NCAA


bid since 1995. Last year's team upset No. 13 Stanford and advanced to the second round of the NIT with an 18-12 record.

## CUMULATIVE MARRIOTT CENTER COACHING RECORDS

1971-72	Stan Watts	12-0	1.000
1972-75	Glenn Potter	26-13	.641
1975-83	Frank Arnold	81-28	.743
1983-89	Ladell Andersen	71-21	.783
1989-96	Roger Reid	92-18	.821
1996-97	Tony Ingle	0-9	.000
1997-01	Steve Cleveland	58-17	.773
1971-99	COMBINED	340-106	.762

## 1998-99

BYU continued to improve from last season posting a 12-16 record and was the first Cougar team to win a WAC Tournament contest since 1994. The tournament upset over heavily favored TCU 90-74 was the highlight of the season. The Cougars entertained the toughest schedule in the WAC that featured four Pac-10 teams and 13 games against schools that earned post-season tournament berths. Other non-conference games included NCAA No. 1 seed Auburn, No. 10 ranked Arizona, NIT Champion California, and NIT semifinalist Oregon. The Cougars were led by freshman Mark Bigelow and forward Silester Rivers. Bigelow led the Cougars in scoring averaging 15 points per game, including a 33-point performance in front of his home-state fans at Washington State. The total was the second highest for a freshman behind Danny Ainge's 36 point game. Bigelow was named WAC Freshman of the Year, WAC Newcomer Team and All-WAC Second Team honors. He also led the team in rebounding (6.7 rpg) and steals (1.4). Other highlights include a second straight Cougar Classic title and Mekeli Wesley's game-winning three-point shot, well beyond the arc, to beat Hawaii—capping a double-digit comeback.



He was named MWC Newcomer of the Year. The renewed magic was not unnoticed. The Cougars landed a top-20 recruiting class including the best in-state players as well as top LDS players in the country.

DATE	OPPONENT	SCORE	W/L
N 13	Wofford	73-67	W
N 19	at Weber State	80-83	L
N 23	at Auburn	43-62	L
N 28	Arizona (OT)	74-78	L
D 1	Denver	89-71	W
D 5	at Oregon	62-93	L
D 8	at Washington St.	69-70	L
D 11	Louisiana Tech*	76-68	W
D 12	CS-Northridge*	84-78	W
D 19	California	70-71	L
D 22	at UC-Irvine	75-82	L
J 2	Utah State	61-59	W
J 9	at Utah	54-75	L
J 14	at San Diego State	83-76	W
J 16	at Hawaii	60-59	W
J 21	San Jose State	75-44	W
J 23	Fresno State	75-79	L
J 28	at UTEP	72-87	L
J 20	at New Mexico	68-78	L
F 6	Utah	46-71	L
F 11	Hawaii	81-68	W
F 13	San Diego State	93-76	W
F 18	at Fresno State	71-80	L
F 20	at San Jose St. (OT)	74-76	L
F 25	New Mexico	64-85	L
F 27	Texas-ElPaso	85-64	W
M 2	vs. TCU+	90-74	W
M 4	vs. Utah+	62-81	L

Coach: Steve Cleveland  
Record: 12-16  
\* Cougar Classic  
+ WAC Tournament (Las Vegas)

## 1999-2000

In just his third season Head Coach Steve Cleveland brought the magic back to BYU basketball. Cleveland led the Cougars to a 22-11 overall record and a National Invitation Quarterfinal finish, including an appearance in the inaugural Mountain West Tournament Championship game in Las Vegas. It was the most wins recorded by BYU since the 1994-1995 season. Not only was it BYU's first 20-win season in five years but those wins came against the toughest schedule of any MWC team. BYU played 10 schools that qualified for the postseason and went 9-7 overall in those games. Power forward Mekeli Wesley and junior college transfer Terrell Lyday led the Cougars. Wesley finished the year averaging 16.8 points per game and led the Cougars with 5.8 rebounds per game while earning second-team All-MWC honors. Lyday led the conference in steals and led the Cougars in scoring averaging 17.1 points per game.

DATE	OPPONENT	SCORE	W/L
N 20	Cal St.-Riverside	91-62	W
N 24	Southern Utah	92-66	W
D 1	at Arizona	62-86	L
D 4	at Denver	81-58	W
D 7	Arizona State	78-67	W
D 10	Texas Southern*	76-61	W
D 11	Weber State*	66-53	W
D 18	S. Carolina State	76-43	W
D 21	at South Alabama	63-64	L
D 23	at Fla. Int. (OT)	83-75	W
D 29	at CS-Santa Barb.	57-48	W
J 5	UC-Irvine	77-66	W
J 8	at Utah State	82-73	W
J 10	at UNLV	77-75	W
J 15	Utah	49-56	L
J 20	Wyoming	87-78	W
J 22	Colorado State	68-47	W
J 27	at Air Force	55-60	L
J 29	at New Mexico	69-78	L
F 3	at San Diego State	72-50	W
F 12	at Utah	62-77	L
F 17	New Mexico	74-78	L
F 19	UNLV	83-82	W
F 24	at Colorado State	54-68	L
F 26	at Wyoming	70-85	L
M 2	Air Force	73-52	W
M 4	San Diego State	67-50	W
M 9	vs. New Mexico ^	55-43	W
M 10	vs. Utah ^	58-54	W
M 11	at UNLV ^	56-79	L
M 15	Bowling Green+	81-54	W
M 20	So. Illinois+	82-57	W
M 22	at Notre Dame+	52-64	L

Coach: Steve Cleveland  
Record: 22-11  
\* Cougar Classic  
^ MWC Tournament (Las Vegas)  
+ NIT

## 2000-2001

BYU finished 24-9 and earned its first conference tournament title since 1992, its first regular season championship since 1993, and its first NCAA bid since 1995. The Cougars went 10-4 in Mountain West Conference play to earn a three-way share of the title with Utah and Wyoming. BYU won the MWC tournament and earned an automatic bid the NCAA Tournament with wins over Air Force, Wyoming and New Mexico at the Thomas & Mack Center in Las Vegas. BYU, the 12th seed, lost its first-round NCAA game at Cox Arena in San Diego to No. 5-seed Cincinnati. Mekeli Wesley was the

MWC Player of the Year and guards Terrell Lyday and Trent Whiting were named to the MWC First and Second Team respectively. As a team, BYU led the nation in free throw shooting (.780) and had the nation's best single-game field goal percentage, making 70.8 percent vs. Elon College.

DATE	OPPONENT	SCORE	W/L
N 21	Elon College	100-63	W
N 25	UC Santa Barbara	67-53	W
N 30	at San Francisco	70-80	L
D 2	at Arizona State	52-80	L
D 7	Florida Intl.	78-50	W
D 9	vs. Rice	59-49	W
D 14	Southern Utah	58-52	W
D 16	Utah State	69-67	W
D 21	vs. Boise State	83-67	W
D 22	vs. Iowa St.	71-77	L
D 23	vs. USC	67-70	L
D 28	at Weber State	84-75	W
D 30	South Alabama	64-42	W
J 2	Idaho	75-47	W
J 6	Texas A&M Corpus C.	84-68	W
J 13	San Diego State	79-50	W
J 15	UNLV	91-63	W
J 20	at Colorado State	55-60	L
J 22	at Wyoming	78-85	L
J 29	Utah	69-61	W
F 1	Air Force	62-45	W
F 3	New Mexico	65-49	W
F 10	at UNLV	56-68	L
F 12	at San Diego State	69-66	W
F 15	Wyoming	79-63	W
F 17	Colorado State	68-51	W
F 24	at Utah	75-82	L
M 1	New Mexico	72-67	W
M 3	Air Force	51-50	W
M 8	vs. Air Force ^	69-54	W
M 9	vs. Wyoming ^	77-66	W
M 10	vs. New Mexico ^	69-65	W
M 15	vs. Cincinnati+	59-84	L

Coach: Steve Cleveland  
Record: 24-9  
\* Yahoo Sports Invitational (Lai'e, HI)  
^ MWC Tournament (Las Vegas)  
+ NCAA Tournament

## 2001-2002

The Cougars earned their third consecutive postseason appearance and their second NIT berth in the past three seasons going 18-12 overall and tying for 4th at 7-7 in MWC play. The Cougars were spotless at home again for the second year in a row, posting a perfect 16-0 record. Even though the Cougars managed only two victories away from home one of the two came against national powerhouse and 13th ranked Stanford at the Thomas & Mack Center dur-



ing the Las Vegas Showdown on December 22. Junior guard Travis Hansen led the team in scoring (15.6) and rebounding (6.3), and totaled a 30-point, 17-rebound effort at Pepperdine. His 17 boards is the most ever by a BYU guard. Hansen was named Second Team All-MWC at season's end. Freshman Jared Jensen earned MWC Co-Freshman of the Year honors joining Jason Straight of Wyoming. Matt Montague averaged 7.2 assists per game to finish sixth nationally. He also set the single-season assists mark with 217 and became the all-time assists leader at BYU passing up Danny Ainge. Montague finished his career with 570 total assists. BYU beat UC Irvine in the first round of the NIT Tournament in Provo but fell short in the second round to eventual NIT Champions Memphis Tigers in Memphis. BYU finished the season with the nation's longest homecourt winning streak at 36 games.

DATE	OPPONENT	SCORE	W/L
N 17	at Univ. of San Diego	70-59	W
N 24	Arizona State	82-70	W
N 28	at UC Santa Barbara	58-68	L
D 1	at Utah State (OT)	81-90	L
D 5	Weber State	65-47	W
D 8	Creighton	61-52	W
D 12	Fort Lewis	101-53	W
D 15	Idaho	70-48	W
D 22	vs. No. 13 Stanford*	81-76	W
D 27	CS Northridge	84-70	W
D 29	Southern Utah	79-58	W
J 2	San Francisco	65-51	W
J 5	at Pepperdine (OT)	79-82	L
J 12	San Diego State	75-64	W
J 15	UNLV	60-47	W
J 19	at New Mexico	58-73	L
J 21	at Air Force	64-74	L
J 28	at Utah	66-71	L
F 2	Wyoming	85-70	W
F 4	Colorado State	57-72	W
F 9	at UNLV	70-73	L
F 11	at San Diego State	73-77	L
F 16	New Mexico	68-62	W
F 18	Air Force	67-51	W
F 23	Utah	63-61	W
F 28	at Wyoming	60-76	L
M 2	at Colorado State (OT)	75-79	L
M 7	vs. San Diego State ^	51-62	L
M 14	UC Irvine +	78-55	W
M 20	at Memphis +	69-80	L

Coach: Steve Cleveland  
Record: 18-12  
\* Las Vegas Showdown  
^ MWC Tournament (Las Vegas)  
+ NIT



The Cougar bench erupts after Trent Whiting grabs a rebound to seal a victory over New Mexico in the 2001 MWC Championship game.



## DANNY AINGE

### 1981 NCAA Player of the Year

Known for his feisty, hard-nosed playing style, Danny Ainge has become one of the most famous athletes to graduate from BYU.

During his four-year career as a Cougar, Ainge was a Consensus All-American, a two-time First Team Academic All-American, the WAC Player of the Year and a four-time All-WAC selection. He set an NCAA record with 112 consecutive games scoring in double digits and broke the BYU and WAC all-time scoring records with 2,467 points.



Championship teams, and played in six NBA finals with three different teams (Boston, Portland and Phoenix). He also played for the Sacramento Kings. He became only the third player in NBA history to make 1,000 three-point field goals, finishing his 14-year career with 1,002.

Ainge played in 193 NBA playoff games, second all-time to Kareem Abdul-Jabbar who played in 237, and ahead of Magic Johnson, Robert Parrish, John Havlicek and Bill Russell to name a few.

As a senior in 1981, Ainge led BYU to the 1981 Eastern Regionals. He concluded his senior season by winning the Eastman Award as well as the John Wooden Award — given annually to the top collegiate basketball player in the nation.

Ainge beat out Isiah Thomas (Indiana), Sam Bowie (Kentucky), Mark Aguirre (DePaul), Ralph Sampson (Virginia) and Steve Johnson (Oregon State) to win the Wooden Award. In doing so, he became the fifth winner of the award, joining Marques Johnson, Larry Bird, Phil Ford and Darrell Griffith.

As a two-sport star, Ainge was drafted by both the Toronto Blue Jays for baseball and the Boston Celtics for basketball. After playing four seasons with the Blue Jays, he chose to pursue an NBA career.

Ainge was a member of the Celtics' 1984 and 1986

After retiring in 1995, Ainge was an NBA basketball television analyst for Turner Broadcasting for one year before the Phoenix Suns brought him back to the organization as an assistant and then the head coach in 1996. Realizing he wanted to spend more time with his family, Ainge resigned as head coach in 1999. In his three years as head coach of the Suns, Ainge had a mark of 123-83 (.597) with three NBA Playoff appearances.


Ainge currently works with Turner Broadcasting as an NBA analyst.

He is a member of the BYU Varsity Club. His son Austin is a freshman on the 2002-03 BYU basketball team. Ainge was inducted into the GTE Academic All-America Hall of Fame in May 2000.




## BYU'S ALL-AMERICANS

YEAR	PLAYER	POS.	HT.	RECOGNITION
1930-31	Elwood S. Romney			Helms (Consensus)
1949-50	Joe Nelson	F	6-3	Helms (2nd), GlobeTrotters Tour
1950-51	Mel Hutchins	C	6-5	Look Magazine (1st), UPI (3rd), Converse (1st), Helms (1st), Sporting News (1st)
1952-53	Joe Richey	F	6-1	Colliers (2nd), Look Magazine (1st)
1953-54	Dean Larsen	F	6-2	Helms (2nd)
1955-56	Terry Tebbs	G	5-9	UPI Little All-American (1st)
1955-56	Tom Steinke	G	5-10	UPI Little All-America (1st), Helms (2nd)
1964-65	John Fairchild	C	6-8	Helms, Look Magazine
1965-66	Dick Nemelka	G	6-0	Look Magazine (1st), Converse (1st)
1971-73	Kresimir Cosic	C	6-11	UPI, Converse (1st), Helms (1st), Citizen Saving Athletes Foundation
1977-81	Danny Ainge	G	6-5	UPI (1st), AP (1st), Basketball Coaches (1st), Wooden Award, Eastman Award
1982-84	Devin Durrant	F	6-7	Academic All-America (1st), AP (2nd), UPI (3rd), Honorable Mention (AP)
1986-87	Michael Smith	F	6-9	Academic All-America (1st)
1987-88	Michael Smith	F	6-10	Academic All-America (1st), UPI (2nd), AP (3rd)
1987-88	Jeff Chatman	F	6-6	Honorable Mention All-American (Sport. News)
1988-89	Michael Smith	F	6-10	Academic All-America (1st), Basketball Weekly (3rd), HM All-American (Sport. News)
1989-90	Andy Toolson	F	6-6	Academic All-America (1st)
1990-91	Shawn Bradley	C	7-6	Basketball Times Freshman (1st)
1991-92	Nate Call	G	6-0	AP Honorable Mention All-American
1992-93	Gary Trost	C	6-10	AP Honorable Mention All-American
1993-94	Randy Reid	G	6-2	Academic All-American (3rd)
1994-95	Russell Larson	F	6-11	Academic All-America (1st)
2000-2001	Mekeli Wesley	F	6-9	AP Honorable Mention All-American




**MEKELI WESLEY**


*Mekeli Wesley was one of 11 seniors selected to the 2001 National Association of Basketball Coaches (NABC) College All-Star Team. Wesley is seen here taking on the Harlem Globetrotters.*



**MICHAEL SMITH**



**RUSSELL LARSON**



**SHAWN BRADLEY**

# all-conference performers

## CONFERENCE PLAYERS OF THE YEAR



**DANNY  
AINGE**  
1980-81




**DEVIN  
DURRANT**  
1982-83



**TIMO  
SAARELAINEN**  
1984-85



**MICHAEL  
SMITH**  
1987-88



**MEKELI  
WESLEY**  
2000-2001



<b>1962-63</b> Bruce Burton, BYU, Sr. Gary Batchelor, BYU, Sr.	1st 2nd	<b>1975-76</b> Jay Cheesman, BYU, Jr.	1st	<b>1988-89</b> Michael Smith, BYU, Sr.	1st
<b>1963-64</b> John Fairchild, BYU, Jr.	1st	<b>1976-77</b> Jay Cheesman, BYU, Sr.	2nd	<b>1989-90</b> Marty Haws, BYU, Sr. Andy Toolson, BYU, Sr.	1st 2nd
<b>1964-65</b> John Fairchild, BYU, Sr. Dick Nemelka, BYU, Jr.	1st 2nd	<b>1977-78</b> Danny Ainge, BYU, Fr.	1st	<b>1990-91</b> Steve Schreiner, BYU, Sr. Shawn Bradley, BYU, Fr.	1st 2nd
<b>1965-66</b> Dick Nemelka, BYU, Sr. Jeff Congdon, BYU, Sr. Steve Kramer, BYU, Sr.	1st 2nd 2nd	<b>1978-79</b> Danny Ainge, BYU, So. Scott Runia, BYU, Jr. Alan Taylor, BYU, Jr.	1st 2nd 2nd	<b>1991-92</b> Gary Trost, BYU, Jr. Nathan Call, BYU, Sr.	1st 2nd
<b>1966-67</b> Kari Liimo, BYU, So. Craig Raymond, BYU, Sr. Jim Jimas, BYU, Sr.	1st 2nd 2nd	<b>1979-80</b> Danny Ainge, BYU, Jr. Alan Taylor, BYU, Sr.	1st 1st	<b>1992-93</b> Gary Trost, BYU, Sr.	1st
<b>1967-68</b> Jim Eakins, BYU, Sr. Kari Liimo, BYU, Jr. Marty Lythgoe, BYU, Jr.	1st 2nd 2nd	<b>1980-81</b> Danny Ainge, BYU, Sr. Fred Roberts, BYU, Jr.	1st 1st	<b>1993-94</b> Russell Larson, BYU, Jr.	1st
<b>1968-69</b> Paul Ruffner, BYU, Jr. Marty Lythgoe, BYU, Sr. Doug Howard, BYU, Jr.	2nd 2nd 2nd	<b>1981-82</b> Fred Roberts, BYU, Sr. Steve Trumbo, BYU, Sr.	1st 1st	<b>1994-95</b> Russell Larson, BYU, Sr. Kenneth Roberts, BYU, Jr.	1st 1st
<b>1969-70</b> Doug Howard, BYU, Sr.	2nd	<b>1982-83</b> Devin Durrant, BYU, Jr. Brett Applegate, BYU, Jr.	1st 2nd	<b>1995-96</b> Kenneth Roberts, BYU, Sr.	1st
<b>1970-71</b> Kresimir Cosic, BYU, So.	1st	<b>1983-84</b> Devin Durrant, BYU, Sr. Brett Applegate, BYU, Sr.	1st 1st	<b>1997-98</b> Mountain Division Ron Selleaze, BYU, Jr.	2nd
<b>1971-72</b> Kresimir Cosic, Jr. Bernie Fryer, BYU, Sr.	1st 1st	<b>1984-85</b> Timo Saarelainen, BYU, Sr.	1st	<b>1998-99</b> Pacific Division Mark Bigelow, BYU, Fr.	2nd
<b>1972-73</b> Kresimir Cosic, BYU, Sr. Doug Richards, BYU, Jr.	1st 2nd	<b>1985-86</b> Jeff Chatman, BYU, So. Bob Capener, BYU, Jr.	2nd 2nd	<b>1999-00 (Mountain West Conference)</b> Mekeli Wesley, BYU, Jr.	2nd
<b>1973-74</b> Doug Richards, BYU, Sr.	2nd	<b>1986-87</b> Michael Smith, BYU, So.	1st	<b>2000-2001</b> Mekeli Wesley, BYU, Sr. Terrell Lyday, BYU, Sr. Trent Whiting, BYU, Sr.	1st 1st 2nd
		<b>1987-88</b> Michael Smith, BYU, Jr. Jeff Chatman, BYU, Sr.	1st 1st	<b>2001-2002</b> Travis Hansen, BYU, Jr.	2nd

## CONFERENCE AWARDS

### ALL-DEFENSIVE TEAM

1994-95	Robbie Reid, So.
1995-96	Randy Reid, Sr.

### ALL-NEWCOMER TEAM (END IN 2001)

1995-96	Bryon Ruffner, Jr.
1997-98	Ron Selleaze, Jr.
1997-98	Mekeli Wesley, Fr.
1998-99	Mark Bigelow, Fr.
1999-00	Terrell Lyday, Jr.#
2000-01	Trent Whiting

### HONORABLE MENTION (START IN 2002)

2001-02	Mark Bigelow, Jr.
2001-02	Matt Montague, Sr.
2001-02	Eric Nielsen, Sr.

### COACH OF THE YEAR

1989-90	Roger Reid
1991-92	Roger Reid

### FRESHMAN OF THE YEAR

1990-91	Shawn Bradley
1991-92	Russell Larson
1998-99	Mark Bigelow
2001-02	Jared Jensen

### MWC ALL-TOURNAMENT TEAM

1999-00	Terrell Lyday
2000-01	Terrell Lyday
2000-01	Mekeli Wesley

#MWC Newcomer of the Year

# conference championships

## 1964-65

The 1964-65 team won the first WAC championship for BYU and first conference title since 1957. The team finished the season with a 21-7 mark and were ranked sixth nationally in the final wire service poll of the season. BYU finished second to Miami (Fla.) in scoring offense. John Fairchild was named WAC Player of the Year and led the team with 21.5 points a game.

## 1966-67

The Cougars surprised many by winning a share of the WAC title and finishing 14-10. There were no real standouts on the team as eight players won game high honors during the season. BYU remained undefeated for the second straight year at home.

## 1968-69

BYU finished the season at 17-12 and had been picked in the preseason polls to finish third or lower. They won a first round berth in the NCAA tournament but lost to New Mexico State. Remarkably, six players ended the season with scoring averages in double figures.

## 1970-71

The 1970-71 team was picked to finish sixth in the WAC preseason polls. The Cougars finished 18-11 to grab the WAC title. They lost to the eventual NCAA champion UCLA in the NCAA Regionals. The team was led by Bernie Fryar, who averaged 19.2 points and Steve Kelly who scored 17.9 points per game.

## 1971-72

The 1971-72 season was Coach Stan Watts final year and one of the most exciting in Cougar history. The team finished with a 21-5 record and made it to the NCAA tournament. The year was the first that games were played in the Marriott Center. Kresimir Cosic was the teams leading scorer, averaging 22.3 points per game.

## 1978-79


One of the most exiting aspects of the 1978-79 season was the expectations that Cougar success would carry over into the next year. The Cougars were 20-8 and were led by Danny Ainge with 18.4 points per game. Ainge moved into the top 10 in BYU scoring history after just two seasons. The Cougars made it to the first round of the NCAA playoffs.

## 1979-80

A record of 24-5 was the best yet for a BYU team. The Cougars had been ranked as high as sixth by sports writers. All the starters from the previous year returned to help defend the WAC title. Danny Ainge once again led the team with 19.1 points per game, and moved into first place on the BYU all-time scoring list. The team had four future NBA players; Ainge, Devin Durrant, Fred Roberts, and Greg Kite.

## 1982-83

Although the 1982-83 team finished in a three way tie for the WAC championship, it was the first time in the previous five years that the Cougars did not advance to post season play. The team's record was 15-14. Devin Durrant led BYU in scoring with 22.8 points per game. Greg Kite led the team in rebounding with 8.8 per game.



Mekeli Wesley and Terrell Lyday were a big reason the 2000-01 Cougars won both the MWC regular season and tournament championships.

## 1987-88

In the 70-year history of BYU basketball, only the 1950-51 team had more victories than the 1987-88 team, and no team had a better winning percentage. The Cougars finished 26-6 in season play winning 17 games in a row to start the year, a BYU basketball record. The team was led by All-American Michael Smith who averaged 21.2 points and 7.8 rebounds per game.

## 1989-90

The Cougars went 21-9 and exceeded all expectations by winning the WAC title. The team was projected to finish sixth. They went on to lose a heart-breaker in

the NCAA East Regional to Clemson 49-47. It was Roger Reid's first year as head coach. Marty Haws led the team in scoring with 18.5 points and 4.1 assists per game. Andy Toolson averaged 18.3 points per game.

## 1990-91

With a 21-13 record, BYU finished in second place during the regular season in the WAC but went on to win the WAC Tournament and then advanced to the second round of the NCAA tournament. Freshman Shawn Bradley led the nation in blocked shots with 177 and averaged 14.8 points a game. Steve Schreiner scored 14.2 points per game.

## 1991-92

Few thought at the beginning of the season that BYU would finish the season 25-7 and win the WAC. The Cougars went on to defeat UTEP in dramatic fashion at the WAC Tournament thanks to a 54-foot buzzer-beater by Kevin Nixon. The Cougars ran into Shaq and LSU in the first round of the NCAA Tournament to end the season. Gary Trost led the team in scoring with 14.2 points per game.

## 1992-93

The Cougars posted a 25-9 record, including 15-1 in the WAC, which tied the conference record for most wins. Nick Sanderson set a school record in three-point attempts for a season with 209. Russell Larson set a new school record in field goal percentage at .631. Gary Trost led the team in scoring for the second straight year with 15.2 points per game. BYU lost to Kansas in the second round of the NCAA Tournament.

## 2000-2001

BYU finished 24-9 while earning its first conference tournament title since 1992, its first regular season championship since 1993 and its first NCAA bid since 1995. The Cougars went 10-4 in Mountain West Conference play to earn a three-way share of the title with Utah and Wyoming. BYU won the MWC Tournament and earned the automatic bid to the NCAA Tournament with wins over Air Force, Wyoming and New Mexico at the Thomas & Mack Center in Las Vegas. BYU, the 12th seed, lost its first round NCAA game at Cox Arena in San Diego to No. 5-seed Cincinnati. Mekeli Wesley was the MWC Player of the Year and guards Terrell Lyday and Trent Whiting were named to the MWC First and Second Team, respectively. As a team, BYU led the nation in free throw shooting (.780) and had the nation's best single-game field goal percentage, making 70.8 percent vs. Elon College.

## ALL-TIME BYU CONFERENCE CHAMPIONS

1919 - Rocky Mountain	1951 - Skyline	1988 - WAC
1922 - Rocky Mountain	1957 - Skyline	1990 - WAC
1924 - Rocky Mountain	1965 - WAC	1992 - WAC
1925 - Rocky Mountain	1967 - WAC	1993 - WAC
1932 - Rocky Mountain	1969 - WAC	2001 - MWC
1933 - Rocky Mountain	1971 - WAC	
1934 - Rocky Mountain	1972 - WAC	Overall: 25 Titles
1943 - Skyline	1979 - WAC	
1948 - Skyline	1980 - WAC	
1950 - Skyline	1983 - WAC	



## STAN WATTS BASKETBALL HALL OF FAME INDUCTEE

When considering the most influential individuals in BYU basketball history, Stan Watts has to be placed at the top of the list.

During his 23 years at the helm of the Cougar basketball program, Watts led his teams to two NIT National Championships (1951, 1966) and oversaw the construction of the George Albert Smith Fieldhouse and Marriott Center.

His nationally recognized accomplishments led to his induction into the Basketball Hall of Fame in Springfield, Mass., on March 6, 1986, making him the first Cougar to receive the prestigious honor. Watts finished his career after the 1971-72 season with an overall record of 372-254 (.594).

He was a member of the NCAA's Rules Committee, served as president of the National Association of Basketball Coaches and chaired the U.S. Olympic Basketball Committee in 1976. Watts also served four years as BYU's athletic director and spent time on the Cougar football and baseball coaching staffs.

Even more impressive than his remarkable accomplishments as a coach is his impeccable character as a human being. He is respected by coaches, fans and players alike for his conduct both on and off the court.

"His won-loss record speaks very well for the kind of coach he was," said former player Harold Christensen, who played for Watts on the 1951 championship team. "His reputation among his fellow coaches suggests how much they respected him. He still has that and is still honored in the community in which he coached."

Always a fighter, Watts overcame a rare form of cancer in 1971—only the fourth-known case of this type of cancer in medical history. Despite the fact that the other three individuals died, Watts refused to give up. After 14-hours of surgery and a two-month stay in the hospital, Watts returned to coach his team to a WAC Championship the following year.



Known for his fast-break style of offense, Watts remains an avid Cougar fan. He once said, "It has always been our contention that the average basketball fan likes to see fast-scoring, speedy, exciting basketball."

By looking around the Marriott Center during a Cougar game, there are hints that Watts has been there. The

glass-encased exhibit in the halls outside the arena pays tribute to one of the greatest coaches and individuals ever to grace the sidelines of a BYU athletic contest — as do the two NIT Championship banners and the WAC title banners from 1965, 1967, 1969, 1971 and 1972.

"The greatest tribute I can pay to Stan Watts," said retired Senior Associate Athletic Director Pete Witbeck, who was BYU's NCAA compliance officer and former assistant to Watts for many years, "is he's truly a man of God. He's always been a gentleman and great man. You don't see that very often."


Watts passed away April 6, 2000 at the age of 88.





## KRESIMIR COSIC

### BASKETBALL HALL OF FAME INDUCTEE



When it comes to describing Kresimir Cosic, where do you start?

Few players in BYU history have been able to capture the hearts of Cougar fans like Kresimir Cosic did from 1970-73. The 6-11 center from Zadar, Yugoslavia, entertained fans during his stellar career with his enthusiastic, guard-like play.

Whether it was leading the fastbreak, dribbling between his legs or shooting a sky-hook, Cosic's enthusiasm and on-court antics endeared him to almost everyone who saw him play.

During his career at BYU, Cosic used his versatile inside-outside game to lead the Cougars in scoring (23.3) and rebounding (13.0) as a junior and again as a senior (20.2 points per game). His unselfish attitude helped him to lead his team in assists.

He ranks second on BYU's all-time rebounding list with 919, an average of 11.6 per game. He was a three-time First Team All-WAC selection and an All-American his junior year. Behind the play of Cosic, the Cougars won two WAC titles and reached the NCAA Regional tournament in 1971 and 1972.

Cosic was a three-time first team All-WAC selection and earned All-American accolades following his junior season. He likely would have been a four-year award winner but freshman were allowed to play on varsity.

Upon graduation, Cosic became very much involved with basketball throughout Europe. He played on four Olympic teams with his native land of Yugoslavia, winning a gold medal in 1980 and two silver medals in 1968 and 1976. He ended his career as the all-time Croatian scoring leader, and went on to coach the Yugoslavian national team for many years.

His national and international accomplishments led to his induction into the Basketball Hall of Fame in Springfield, Mass., on May 6, 1996, making Cosic the second Cougar to receive the prestigious honor. He is also a member of the Utah Basketball Hall of Fame, inducted in 2001.

In September of 1992, Cosic was appointed as deputy ambassador for Croatia to the United States. He and his family lived in Washington D.C. where he performed his diplomatic duties in the same excellent manner in which he played basketball.

On May 25, 1995, Cosic lost his battle against the toughest opponent of his career – cancer. During his 46 years on earth, Cosic became one of the most influential and well-known of all European basketball players. He left behind the legacy and credit of being the individual that first introduced the American game of basketball to Europe.





# cougars in the NBA

## BYU NBA DRAFT CHOICES


Year	Player	Team	Round
1948	Brady Walker	Providence Steamrollers	
1948	Joe Nelson	Philadelphia Warriors	
1949	Bill Weight	Boston Celtics	
1950	Joe Nelson	Rochester Royals	
1951	Mel Hutchins	Tri-Cities Blackhawks	1st
1951	Roland Minson	New York Knicks	
1952	Jerry Romney	Rochester Royals	
1953	Harold Christensen	Minneapolis Lakers	
1953	Joe Richey	Minneapolis Lakers	
1954	Phil Larson	Fort Wayne Pistons	
1956	Hershel Pederson	St. Louis Hawks	
1959	John Nicoll	New York Knicks	13th
1965	John Fairchild	Los Angeles Lakers	2nd
1966	Dick Nemeika	St. Louis Hawks	5th
1966	Jeff Congdon	Detroit Pistons	4th
1967	Craig Raymond	Philadelphia 76ers	1st
1968	Jim Eakins	San Francisco Warriors	5th
1969	Kari Liimbo	Los Angeles Lakers	7th
1970	Doug Howard	Chicago Bulls	11th
1970	Paul Ruffner	Chicago Bulls	2nd
1971	Steve Kelly	Detroit Pistons	7th
1972	Bernie Fryer	Phoenix Suns	7th
1972	Kresimir Cosic	Portland Trailblazers	10th
1973	Kresimir Cosic	Los Angeles Lakers	5th
1973	Kalevi Sarkalahti	Phoenix Suns	13th
1973	Phil Tollestop	Buffalo Braves	20th
1974	Doug Richards	Portland Trailblazers	7th
1977	Jay Chessman	Chicago Bulls	6th
1977	Vern Thompson	Atlanta Hawks	8th
1980	Alan Taylor	Utah Jazz	4th
1981	Danny Ainge	Boston Celtics	2nd
1981	Steve Craig	Philadelphia 76ers	5th
1982	Fred Roberts	Milwaukee Bucks	2nd
1982	Steve Trumbo	Utah Jazz	3rd
1983	Greg Kite	Boston Celtics	1st
1984	Brett Applegate	Portland Trailblazers	4th
1984	Devin Durrant	Indiana Pacers	2nd
1985	Timo Saarelainen	Los Angeles Lakers	5th
1987	Tom Gneiting	Seattle SuperSonics	6th
1989	Michael Smith	Boston Celtics	1st
1993	Shawn Bradley	Philadelphia 76ers	1st

During Danny Ainge's 14-year NBA playing career he was a member of some of the most successful and dominant teams in league history. During six seasons his teams won 60 games or more. Below is a breakdown of the success Ainge experienced as an NBA player:

- **2 CHAMPIONSHIP TEAMS:** Boston 1984 and 1985
- **6 NBA FINALS APPEARANCES:** Boston 1984-87; Portland 1992; Phoenix 1993
- **9 CONFERENCE FINALS APPEARANCES:** Boston 1982, 1984-1988; Portland 1991-92; Phoenix 1993.



Shawn Bradley and Steve Cleveland enjoy a moment at the 2001 BYU Men's Basketball Golf Tournament.



### COUGAR TOP NBA STATS

No	Player	Points
1.	Danny Ainge	11,964
2.	Jim Eakins	8,255
3.	Fred Roberts	5,962
4.	Shawn Bradley	5,779
5.	Mel Hutchins	4,851
6.	Jeff Congdon	1,995
7.	Greg Kite	1,717
8.	Craig Raymond	1,658
9.	Brady Walker	1,603
10.	John Fairchild	1,085

No	Player	Rebounds
1.	Jim Eakins	5,578
2.	Shawn Bradley	4,405
3.	Mel Hutchins	4,186
4.	Danny Ainge	2,768
5.	Greg Kite	2,603
6.	Fred Roberts	2,308
7.	Craig Raymond	1,510
8.	Jeff Congdon	601
9.	Brady Walker	*549
10.	John Fairchild	523

\*Partial career rebound stats

*Shawn Bradley enters his 10th season in the NBA in 2002-03. He has led the NBA in blocks twice, most recently with 228 rejections in 2000-01. He holds the Mavericks record for most points by a center (32) and most blocks (13) in a game. He has averaged three blocks per game over his career and was the first NBA Player to record back-to-back double figure blocks on two separate occasions.*

# all-time lettermen

## AAA

Ron Abegglen	1958-60
Jarkko Ahlbom	1996-98
Danny Ainge	1978-81
Doug Ainge	1974
Von Alleman	1982-83
Glen Allen	1938-40
John Allen	1999-00
Markland Allred	1935, 38
John Alstrom	1962-63
Brian Ambrozich	1972-73
Belmont Anderson	1972-74
Blaine Anderson	1954-56
David Anderson	1996-97
Greg Anderson	1977-78
Harry Anderson	1955-57
Jack Anderson	1956-57
Kenneth Anderson	1924
Steve Anderson	1978-80
Lou Andrus	1963
Steve Andrus	1989-90
Brett Applegate	1983-84
Jordan Archibald	2000-2001
Lance Archibald	1995-1999
Stan Ashby	1962
Alan Astle	1987-89
David Astle	1990-93

## BBB

Bryce Bailey	1945-46
Dave Bailey	1971-72
Maynard Bailey	1945
Clyde Baker	1970-71
Jimmy Balderson	2002

Wilburn Ball	1933
Greg Ballif	1978, 80-82
Mark Ballif	1929-30
Dave Barber	1960
Bruce Barron	1968-69
Gary Batchelor	1961-63
Ivan Beam	1947-50
Doug Beck	1957
Chad Beckstead	1937-38
Ron Bell	1960
John Benson	1955-57
Jim Benton	1935
Grant Berges	1995-97
Mike Berning	1975
Frank Berrett	1959-60
Sherrell Berrett	1959
Roland Beyell	1960-61
Lowell Biddulph	1925
Mark Bigelow	1999, 02-
Nick Bird	1923
Gus Black	1935-37
Bill Blumenthal	1962-64
Daniel Bobik	2001-2002
Ralph Bonham	1953
Malcolm Booth	1938
Danny Bower	1998-99
Shawn Bradley	1991
Paul Briggs	1989-90
Lloyd Brink	1939-41
Eldon Brinley	1928-31
Walter Brooks	1935-36
Tyrone Brown	1996-97
Vince Bryan	1988-89

Jay Bunker	1971-73
Van Burgess	1953-55
Bruce Burton	1961-63

## CCC

Nathan Call	1987-88, 91-92
Elbert Campbell	1935
Jeff Campbell	1991, 95-97
Hugh Cannon	1934-36
Bobby Capener	1982-83, 86-87
Jon Carisle	2002
Jeff Chatman	1985-88
Jay Cheesman	1974-77
Larry Cheesman	1977-78
Junior Child	1943, 46-47
Jacob Chrisman	2001
Bryce Christensen	1940-41
Craig Christensen	1976, 79, 81-82
Harold Christensen	1951-53
Jack Christensen	1937-39
Kurt Christensen	1992-94
Todd Christensen	1995-96, 98-00
Lee Christiansen	1930
Fred Clark	1918-19
Randy Clark	1947-49
Grig Clawson	1973-75
Mark Clausen	1988
Robert Cochran	1985-86
Reed Collins	1926-28
Stan Collins	1953
Jeff Congdon	1964-66
George Cooper	1928-31
Nathan Cooper	1996, 98-01
Kresimir Cosic	1971-73
Wayne Cottle	1950
Bob Craig	1949-51
Steve Craig	1979-81
Jack Cravens	1957-58
Bill Crow	1962
Todd Crow	1990
Larry Crowley	1960
Dave Crowton	1936
Ralph Crowton	1935-36, 39
Sherm Crump	1953-54
Ryan Cuff	1993

## DDD

Dick Dabflng	1946
Jerry Dahlman	1963
Kirk Davidson	1990
Bob Davis	1968-70
Derek Dawes	2001
Larry DeLaittre	1970
Dee Denzer	1964
Bob Detmers	1937
Willard Devitt	1938
Brian Dignan	1998-99
Buck Dixon	1923-26
Sanky Dixon	1926-29
Chris Dowling	1969
Paul Drecksel	1983-84
Jon Dresser	1967-69
Jerry Dunn	18, 20-21
Loren Dunn	1953
Devin Durrant	1979-80, 83-84

Kent Durrant	1949
Mark Durrant	1990, 93-95

## EEE

Jim Eakins	1966-68
Gary Earnest	1959-61
Dave Eastis	1959-61
Valoy Eaton	1958-60
Clarence Edwards	1918-20
Bud Eggertsen	1940
Joe Ellsworth	1999-00
Duane Esplin	1941-42, 47
Fay Evans	1932-33
Ferd Evans	1932-33
Talmadge Eyre	1998

## FFF

John Fairchild	1964-65
Mel Fawcett	1932
Bryan Fink	1985-86
John Fish	1989, 92-94
Orville Fisher	1966-68
Chad Fister	1995-96
Alan Frampton	1990
Danny Frazier	1978
Bernie Fryer	1971-72
DeRay Fullmer	1947-49
Frank Fullmer	1940-42
Gary Furniss	1981-83

## GGG

Dean Gardner	1940-42
Mike Gardner	1963-65
Morris Gardner	1947
Floyd Garn	1931-32
Todd Gentry	1990
Earl Giles	1934-37
Floyd Giles	1941-43, 46
Lynn Gleave	1958
Elwood Gledhill	1923
Tom Gneiting	1985-87
George Gourley	1933
Lee Gourley	1935
Clark Greenhalgh	1945-46, 49
Tom Griggs	1924
Dick Grimmett	1934
Earl Groesbeck	1925
Holden Gunnett	1935, 39
John Gustin	1957-58

## HHH

Ed Hale	1947
Lynn Halvorsen	1929
Lee Hamblin	1943
Brian Hamilton	1998
Chris Handy	1998
Mark Handy	1974-77
Travis Hansen	2001-present
Don Hanson	1943
Chauncey Harmon	1925
Irel Hart	1927
Jacob Hawkins	1998-99
Marty Haws	1987-90
Leon Heaps	1952
Don Helm	1958




Mike Herring	1988-89
Mark Heslop	1989-92
Bruce Hill	1959-60
Gary Hill	1965-67
Russ Hillman	1949-51
Willard Hirschi	1954-56
Bryan Hofheins	1994-96
Jim House	1968
Bob Howard	1923-26
Dan Howard	2000-present
Doug Howard	1968-70
Greg Humphreys	1986-87
Dale Hunt	1941
Jim Hunter	1931-34
Mel Hutchins	1948-51

## III

Rags Ingersoll	1924-25, 28-29
Bob Inglis	1960
Ivan Iverson	1937

## JJJ

Elwood Jackson	1922
Gee Jackson	1942
Boyd Jarman	1951-53
Ken James	1965-67
Hal Jensen	1957
Jay Jensen	1947
Jared Jensen	2002-present



JEFF CHATMAN

John Jensen 1945  
 Lawrell Jensen 1930  
 Bart Jepsen 1998, 2002-  
 Bret Jepsen 1995, 98-99  
 Jim Jimas 1965-67  
 Joe Johnson 1932-35  
 Lloyd Johnson 1961-62  
 Lou Johnson 1930-32  
 Dick Jones 1949-51  
 Robert Jones 1991-92  
 Russ Jones 1957  
 Troy Jones 1974-76  
 Craig Jorgensen 1971-73

**KK**


Keegan Kane 1991  
 Tom Karren 1952-54  
 Ralph Keeler 1919, 22-23  
 Steve Kelly 1969-71  
 Jim Kelson 1961-63  
 Andy Kimball 1945  
 Paul Kitchen 1956  
 Greg Kite 1980-83  
 Nate Knight 2001  
 Shane Knight 1992-95  
 Steve Kramer 1964-66  
 LaVar Kump 1936-38  
 Ron Kump 1954-56  
 Gene Kunz 1961-62

**LLL**

Timo Lampen 1961  
 Dean Larsen 1952-54  
 Russell Larson 1992-95  
 Vance Law 1975-77  
 Veryl Law 1974-77  
 Drew Leonard 1937  
 Malcolm LeSueur 1932-33  
 Dave Lewis 1954-56  
 John Lewis 1963  
 Kari Liimo 1967-69  
 Shawn Lindquist 1993-94  
 Chick Little 1946  
 John Lloyd 1990  
 Wesley Lloyd 1924-26  
 Matt Lohner 1995-96  
 Paul Loveday 1965-66  
 Terrell Lyday 1999-01  
 Chris Lynch 1988  
 Walter Lyons 1935  
 Marty Lythgoe 1967-69

**MMM**

Mac Madsen 1958-59  
 McRay Magleby 1930-31  
 Russell Magleby 1928-31  
 Jack Mannion 1961  
 Nick Mateljan 1952-54  
 Anthony Matthews 1985  
 LeRoy Maughan 1969  
 Mike Maxwell 1980-82  
 Mike May 1977-78  
 Dave McGuire 1978-81  
 Emerson McOmber 1933  
 Jim McIntyre 1960  
 Steve Merta 1962  
 Bert Meyers 1959  
 Mark Michaelis 1998-99  
 Gary Miles 1957-59  
 Paul Millar 1963-64  
 Jared Miller 1991-93



**NATE KNIGHT**

Jim Miller 1969-71  
 Mark Miller 1960, 63  
 Floyd Millett 1933  
 Duard Millett 1943  
 Wayne Millett 1935  
 Roland Minson 1949-51  
 John Moala 1996-97  
 Matt Montague 1997, 99-pres.  
 Scott Moon 1990-91  
 Tim Mould 1976  
 Bert Myers 1959

**NNN**

Nick Nakic 1977  
 Terry Nashif 2002-present  
 Ross Neilson 1923  
 Byron Nelson 1931-34  
 Joe Nelson 1947-50  
 Dick Nemelka 1964-66  
 John Nicoll 1958-59  
 David Nielsen 1999-00  
 Eric Nielsen 1997, 99-02



**ANDY TOOLSON**

Gifford Nielsen 1974-75  
 Kevin Nielsen 1978-82-84  
 Stan Nielsen 1940-41  
 Chris Nikchevich 1983-85  
 Kevin Nixon 1992-93  
 Reed Noble 1976

**OOO**

Ralph Olsen 1951  
 Roy Olsen 1945  
 Shawn Opunui 2002  
 Bob Orr 1941-43

Misho Ostarcevic 1976-77  
 Clarence Osterhues 1949  
 Don Overly 1940-41

**PPP**

Paul Packard 1922-25  
 Albert Page 1919-20  
 Bill Pardoe 1938  
 Averian Parrish 1985-86  
 Lynn Parsons 1967-69  
 Truman Partridge 1922-23  
 Herschel Peterson 1954-56  
 Marty Perry 1983-85  
 Jared Peterson 1998  
 Morris Peterson 1953-55  
 Rolfe Peterson 1943, 46  
 Russ Peterson 1957-59  
 Ed Pinegar 1954-56  
 Jesse Pinegar 2002  
 Alan Pollard 1985-86  
 Carl Pollard 1984  
 Wendell Poulson 1927  
 Thomas Pyne 1920

**QQQ**

Bob Quinney 1963-65

**RRR**

Gary Radunich 1970  
 Lloyd Rasmussen 1955  
 Mahlon Rasmusson 1943  
 Craig Raymond 1965-67  
 Mark Reeve 1927-30  
 Fenton Reeves 1920  
 Randy Reid 1993-96  
 Robbie Reid 1994-95  
 George Rekoutis 1964  
 Dale Rex 1941-43  
 Keith Rice 1978-79  
 Bob Ricks 1957  
 Doug Richards 1972-74  
 Frosty Richards 1924-27  
 Harry Richards 1918-21  
 Joe Richey 1951-53  
 Grant Richins 1943  
 Vir Richins 1938-39  
 Silester Rivers 1998-00  
 Charles Roberts 1937-38  
 Fred Roberts 1979-82  
 Glen Roberts 1977-79  
 Kenneth Roberts 1991, 94-96  
 Marc Roberts 2000, -present  
 Neil Roberts 1965-67  
 Burl Robison 1930-33  
 Elwood Romney 1930-33  
 Golden Romney 1923-26  
 Jerry Romney 1950-52  
 Lynn Rowe 1955-57  
 Owen Rowe 1927-29  
 Bill Ruffner 1964-66  
 Bryon Ruffner 1995-96  
 Paul Ruffner 1969-70  
 Scott Runia 1977-80

**SSS**

Timo Saarelainen 1982, 84-85  
 Nick Sanderson 1992-93  
 Kevin Santiago 1989-90  
 Mark Santiago 1991-92  
 Moni Sarkalahti 1971-73  
 LaVon Satterfield 1950

Randy Schouten 1966-68  
 Steve Schreiner 1989-91  
 Ron Selleaze 1998  
 Ernest Shumway 1918  
 Rickey Shumway 1959

Don Simmons 1927  
 Glen Simmons 1918, 22  
 Scott Sinek 1982-85  
 Bob Skousen 1959, 62-63  
 Clarence Skousen 1927-29  
 Michael Smith 1984, 87-89  
 Don Snow 1940  
 Greg Snow 1973-75  
 Bill Snow 1921, 27  
 Scott Sonnenberg 1996-97  
 Meade Squire 1946  
 Jim Spencer 1959  
 Jon Stanley 1964-65  
 George Staples 1930  
 Ron Steinke 1961-63  
 Tom Steinke 1955-57  
 Neil Stephens 1953  
 Brent Stephenson 1986-87  
 Reed Stewart 1923-25  
 Chris Stock 1995-96  
 Earl Sumsion 1918  
 Russell Swenson 1921-22, 26

**TTT**

Nick Taggart 1996-97, 99-00  
 Alan Taylor 1977-80  
 Brian Taylor 1983-84, 87-88  
 Snide Taylor 1924  
 John Taylor 1953  
 Terry Tebbs 1954-56  
 Roy Thacker 1957-59  
 Ted Thiel 1948  
 Cy Thompson 1943  
 Jermaine Thompson 1994-96  
 Paul Thompson 1945  
 Verne Thompson 1976-77  
 Paul Thorn 1929  
 Dick Thorne 1952  
 Phil Tollestrup 1970-72  
 Michael Tompson 1996-97  
 Byron Toone 1950  
 Andy Toolson 1985, 88-90  
 Bill Treu 1958  
 Gary Trost 1988, 91-93  
 Steve Trumbo 1979-82  
 Marlow Turpin 1935-37

**UUU**

Jim Usevitch '83-84, 87-88

**VVV**

Veikko Vainio 1969-71  
 Don Volpi 1958  
 Michael Vranes 1998-00

**WWW**

Brent Wade 1986-87  
 Brady Walker 1942-43, 46-47  
 Bud Walker 1929  
 Scott Warner 1968-70  
 Stan Watts 1937-38  
 Richie Webb 1983-86  
 Justin Weidauer 1992, 95-98  
 Joe Weight 1946-49  
 Ken Weight 1920-22  
 Fred Weimer 1939-41  
 Neil Welling 1943-45




**NICK SANDERSON**

Mekeli Wesley 1998-01  
 Vern Whatcott 1949  
 Jack Whipple 1948-50  
 Trent Whiting 2001  
 Jay Whitman 1932-35  
 Craig Wilcox 1994-95  
 Mel Wilkes 1957-58  
 Chris Williams 1974-76  
 Frank Willis 1919  
 Bob Wilson 1961-62  
 Joe Winters 1943  
 David Wolfe 1988-89  
 Frank Wright 1935-36  
 Leslie Wright 1927-29  
 Paul Wyatt 1962-64

**YYY**

Robbie Yates 1997-98  
 Ike Young 1923



**VRANES, RIVERS, LYDAY**

# postseason results

## POSTSEASON APPEARANCES SINCE 1964

### 1965

UCLA 100, BYU 76 (NCAA)  
Okla. City 112, BYU 102 (NCAA)

### 1966

BYU 90, Temple 78 (NIT)  
BYU 97, Army 60 (NIT)  
BYU 97, NYU 84 (NIT Final)

### 1969

New Mexico St. 74, BYU 62 (NCAA)

### 1971

BYU 91, Utah St. 82 (NCAA)  
UCLA 91, BYU 73 (NCAA)  
Pacific 84, BYU 81 (NCAA)

### 1972

Long Beach St. 95, BYU 90 (NCAA)

### 1979

San Francisco 86, BYU 63 (NCAA)

### 1980

Clemson 71, BYU 66 (NCAA)

### 1981

BYU 60, Princeton 51 (NCAA)  
BYU 78, UCLA 55 (NCAA)  
BYU 51, Notre Dame 50 (NCAA)  
Virginia 74, BYU 60 (NCAA)

### 1982

Washington 66, BYU 63 (NIT)

### 1984

BYU 84, UAB 68 (NCAA)  
Kentucky 77, BYU 66 (NCAA)

### 1986

at BYU 67, SMU 63 (NIT)  
at BYU 93, Cal-Irvine 80 (NIT)  
at Ohio State 79, BYU 68 (NIT)

### 1987

New Orleans 83, BYU 79 (NCAA)

### 1988

BYU 98, NC Charlotte 92 (NCAA)  
Louisville 97, BYU 76 (NCAA)

### 1990

Clemson 49, BYU 47 (NCAA)

### 1991

BYU 61, Virginia 48 (NCAA)  
Arizona 76, BYU 61 (NCAA)

### 1992

LSU 94, BYU 83 (NCAA)

### 1993

BYU 80, SMU 71 (NCAA)  
Kansas 90, BYU 76 (NCAA)

### 1994

at BYU 74, Arizona St. 67 (NIT)  
at Fresno St. 68, BYU 66 (NIT)

### 1995

Tulane 76, BYU 70 (NCAA)

### 2000

at BYU 81, Bowling Green 54 (NIT)  
at BYU 82, Southern Illinois 57 (NIT)  
at Notre Dame 64, BYU 52 (NIT)

### 2001


Cincinnati 84, BYU 59 (NCAA)

### 2002

at BYU 78, UC Irvine 55 (NIT)  
at Memphis 80, BYU 69 (NIT)

### OVERALL RECORD

NCAA 11-22 (19 years)  
NIT 12-7 (9 years)  
(Champions 1951, 1966)



2001 MWC Tournament MVP Mekeli Wesley celebrates BYU earning an NCAA Tournament berth after capturing the MWC Tournament Championship, 69-65, over New Mexico.

## CONFERENCE TOURNAMENT RECORD


3/9/84	v. New Mexico (at El Paso)	55-64 L
3/04/85	Air Force (at Provo)	79-82 L
3/06/86	v. New Mexico	68-79 L
3/05/87	v. Air Force (in Alb.)	82-79 (OT) W
3/06/87	at New Mexico	86-93 L
3/10/88	Hawaii (in Provo)	76-74 W
3/11/88	UTEP	63-66 L
3/10/89	v. Hawaii (in SLC)	69-72 L
3/8/90	v. Utah (in El Paso)	61-62 (OT) L
3/7/91	v. CSU (in Laramie)	69-56 W
3/8/91	v. Hawaii	73-71 (OT) W
3/9/91	v. Utah	51-49 (OT) W
3/12/92	v. Air Force (in Ft Collins)	72-51 W
3/13/92	v. Utah	75-62 W
3/14/92	v. UTEP	73-71 W
3/11/93	v. Hawaii (in SLC)	85-71 W
3/12/93	v. New Mexico	59-68 L
3/10/94	v. Utah (in SLC)	96-65 W
3/11/94	v. Fresno State	87-72 W
3/12/94	v. Hawaii	66-73 L
3/9/95	v. CSU (in Albuquerque)	73-75 L
3/7/96	v. CSU (in Albuquerque)	84-100 L
3/3/98	v. Tulsa (in Las Vegas)	56-59 L
3/2/99	v. TCU (in Las Vegas)	90-74 W
3/4/99	v. Utah	62-81 L
3/9/00	v. New Mexico (in Las Vegas)	55-43 W
3/10/00	v. Utah	58-54 W
3/11/00	at UNLV	56-79 L
3/8/01	v. Air Force (in Las Vegas)	69-54 W
3/9/01	v. Utah	77-66 W
3/10/01	v. New Mexico	69-65 W
3/7/02	vs. San Diego State	51-62 L

Conference Tournament Record	.....	17-15
First Round Record	.....	9-9
Second Round Record	.....	5-4
Championship Finals Record	.....	3-2
WAC Tournament Record	.....	12-13
MWC Tournament Record	.....	5-2
Tournament Record (NEUTRAL)	.....	16-11
Tournament Record (HOME)	.....	1-2
Tournament Record (AWAY)	.....	0-2



## 2001 NCAA TOURNAMENT

YEAR	TOURNAMENT	PLC.	REC.			
1949-50	Rocky Mtn. Conf.	1st	3-0	1981-82	NCAA Regional	3-1
	Los Angeles Inv.	4th	1-1		Cougar Classic	1st 2-0
	NCAA	4th	1-1	1982-83	NIT	0-1
1950-51	Rocky Mtn. Conf.	2nd	2-1		Cougar Classic	3rd 1-1
	NIT	1st	3-0	1983-84	Holiday Festival	4th 0-2
	NCAA	4th	1-2		Cougar Classic	3rd 1-1
1951-52	Sugar Bowl	4th	0-2		Kentucky Inv.	2nd 2-1
1952-53	Dixie Classic	2nd	2-1		WAC	0-1
	NIT		0-1	1984-85	NCAA Regional	1-1
1953-54	Holiday Festival	3rd	2-1		Stanford Inv.	3rd 1-1
	NIT		0-1		Cougar Classic	1st 2-0
1955-56	Motor City	1st	2-0		Cotton States	3rd 1-1
1956-57	Holiday Festival	3rd	2-1		WAC	0-1
	NCAA Regional	3rd	1-1	1985-86	Kactus Klassic	3rd 1-1
1958-59	Queen City	4th	0-2		Cougar Classic	2nd 1-1
1959-60	Hurricane	3rd	1-1		WAC	0-1
1960-61	Poinsetta	3rd	1-1	1986-87	NIT	2-1
1962-63	Quaker City	2nd	2-1		Coca-Cola NIT Classic	0-1
1963-64	Far West	2nd	2-1		Cougar Classic	2nd 1-1
1964-65	All-College	3rd	2-1		Cable Car Classic	1st 2-0
	NCAA Regional	4th	0-2		WAC	1-1
1965-66	Quaker City	5th	2-1	1987-88	NCAA	0-1
	NIT	1st	3-0		Cougar Classic	1st 2-0
1966-67	Holiday Festival	6th	1-2		WAC	1-1
1967-68	All-College	2nd	2-1	1988-89	NCAA	1-1
1968-69	Cable Car Classic	4th	0-2		Lapchick	2nd 1-1
	Far West Classic	3rd	2-1		Cougar Classic	2nd 1-1
	NCAA Regional		0-1	1989-90	WAC	0-1
1969-70	Quaker City	5th	1-2		Cougar Classic	1st 2-0
1970-71	NCAA Regional	4th	1-2		WAC	1-1
	Rainbow Classic	2nd	2-1	1990-91	NCAA	0-1
1971-72	Cougar Classic	1st	2-0		Big Apple NIT	0-1
	Jayhawk Classic	3rd	1-1		Cougar Classic	2nd 1-1
	Old Dominion	3rd	1-1		Holiday Festival	4th 0-2
	NCAA Regional		0-1	1991-92	WAC	1st 3-0
1972-73	All-College	2nd	2-1		NCAA	1-1
1973-74	Far West Classic	4th	2-1		Cougar Classic	1st 2-0
1975-76	Cougar Classic	2nd	1-1		Red Lobster Clsc.	3rd 1-1
	Old Dominion	1st	2-0		WAC	1st 3-0
1976-77	Cougar Classic	1st	2-0	1992-93	NCAA	0-1
	All-College	3rd	2-1		Cougar Classic	1st 2-0
1977-78	Cougar Classic	4th	0-2		Maui Invitational	2nd 2-1
	Rainbow Classic	7th	1-2		Far West Classic	4th 0-2
1978-79	Cougar Classic	1st	2-0		WAC	1-1
	Pillsbury Classic	3rd	1-1	1993-94	NCAA	1-1
	NCAA Regional		0-1		T. of Champions	2nd 1-1
1979-80	Cougar Classic	1st	2-0		Cougar Classic	1st 2-0
	Far West Classic	3rd	2-1		WAC	2nd 2-1
	NCAA Regional		0-1	1994-95	NIT	1-1
1980-81	Cougar Classic	1st	2-0		Alaska Shootout	2nd 2-1
	Volunteer Classic	2nd	1-1		Cougar Classic	1st 2-0
					Cable Car Classic	1st 2-0



Terrell Lyday poured in 68 points during the 2001 MWC Tournament helping the Cougars win their first conference tournament title in 10 years

	WAC		0-1
	NCAA		0-1
1995-96	Cougar Classic	1st	2-0
	WAC		0-1
1996-97	Cougar Classic	4th	0-2
1997-98	Cougar Classic	1st	2-0
	Rainbow Classic		1-2
	WAC		0-1
1998-99	Cougar Classic	1st	2-0
	WAC		1-1
1999-00	Cougar Classic	1st	2-0
	MWC	2nd	2-1
	NIT		2-1
2000-01	Yahoo Sports Invitational	4th	1-2
	MWC	1st	3-0
	NCAA		0-1
2001-02	Las Vegas Showdown		1-0
	MWC		0-1
	NIT		1-1

(19 NCAA Appearances: 11-22)  
(9 NIT Appearances: 12-7)

Former LDS Church President Ezra T. Benson greets Brian Taylor and the 1987-88 BYU team members before the NCAA Mideast Regional in Birmingham, Ala. The Cougars were the 4th seed and defeated NC-Charlotte in the first round of the NCAA Tournament.



## BYU NCAA TOURNAMENT RESULTS

### 1950

Western Regional Semis (Kansas City)  
Baylor 56, BYU 55  
Western Consolation (Kansas City)  
BYU 83, UCLA 62

### 1951

West First Round (Kansas City)  
BYU 68, San Jose State 61  
West Regional Semifinals (Kansas City)  
Kansas State 64, BYU 54  
West Regional Consolation (Kansas City)  
Washington 80, BYU 67

### 1957

West Regional Semifinals (Corvallis, Ore.)  
California 86, BYU 59  
West Regional Consolation (Corvallis, Ore.)  
BYU 65, Idaho State 54

### 1965

West Regional Semifinals (Provo)  
UCLA 100, BYU 76  
West Regional Consolation (Provo)  
Oklahoma City 112, BYU 102

### 1969

West First Round (Las Cruces, NM)  
New Mexico State 74, BYU 62

### 1971

West First Round (Logan, UT)  
BYU 91, Utah State 82  
West Reg. Semifinals (Salt Lake)  
UCLA 91, BYU 73  
West Reg. Consolation (Salt Lake)  
Pacific 84, BYU 81

### 1972

West First Round (Pocatello, Idaho)  
Long Beach State 95, BYU 90

### 1979

West Second Round (Tucson, Ariz.)  
(4) San Francisco 86 (5) BYU 63

### 1980

West First Round (Ogden, Utah)  
(6) Clemson 71 (3) BYU 66

### 1981

East Regional (Providence, R.I.)  
(6) BYU 60, (11) Princeton 51  
(6) BYU 78, (3) UCLA 55  
East Regional Semifinals (Atlanta)  
(6) BYU 51, (2) Notre Dame 50  
West Regional Finals (Atlanta)  
(1) Virginia 74, (6) BYU 60

### 1984

Midwest Regional (Birmingham, Ala.)  
(8) BYU 84, (9) UAB 68  
(1) Kentucky 93, (8) BYU 68

### 1987

SE First Round (Birmingham, Ala.)  
(7) New Orleans 83, (10) BYU 79

### 1988

Midwest Regional (Birmingham, Ala.)  
(4) BYU 98, (13) NC-Charlotte 92 (OT)  
(5) Louisville 97, (4) BYU 76

### 1990

East First Round (Hartford, Conn.)  
(5) Clemson 49, (12) BYU 47

*In the 1981 NCAA tournament the Cougars advanced to the "Elite Eight" where they took on All-American Ralph Sampson and the Virginia Cavaliers. After beating Princeton, UCLA and Notre Dame earlier in the tournament, the Cougars, led by Greg Kite, Fred Roberts and Danny Ainge, were finally eliminated by the Cavaliers in the elite eight.*

### 1991

West First Round (Salt Lake)  
(10) BYU 61, (7) Virginia 48  
West Second Round (Salt Lake)  
(2) Arizona 76, (10) BYU 61

### 1992

West First Round (Boise, Idaho)  
(7) LSU 94, (10) BYU 83

### 1993


Midwest First Round (Chicago)  
(7) BYU 80, (10) SMU 71  
Midwest Second Round (Chicago)  
(2) Kansas 90, (7) BYU 76

### 1995


Midwest First Round (Memphis, Tenn.)  
(9) Tulane 76, (8) BYU 70

### 2001

West First Round (San Diego, Calif.)  
(5) Cincinnati 84, (11) BYU 59



## 19 NCAA APPEARANCES



## BYU nails Irish on Ainge shot; Lamp lights way as Cavs win

ATLANTA (AP) — All-American Danny Ainge drove the length of the floor and sank a layup with two seconds remaining in the game, giving 100-ranked Brigham Young a 51-50 victory

### NCAA East

"We didn't want to go out [of the

tournament] after Tennessee had taken a 36-31 lead with 12:00 remaining on a steal and layup by Michael Brooks. Tennessee went on to win for the next 6:00 as Lamp, a third-team All Ameri-

Cavaliers came right back with six straight points and finished the race at the free-throw line in the final three minutes. Lee Raber, playing despite an injured






# individual records

## POINTS IN A SINGLE GAME

PTS.	PLAYER	DATE	OPPONENT
47	Bob Skousen	Dec. 1, 1961	UCLA
44	Dave Eastis	Feb. 5, 1960	New Mexico
41	Timo Saarelainen	Feb. 7, 1985	New Mexico
40	Marty Haws	Nov. 24, 1989	Siena
40	John Fairchild	Feb. 26, 1965	Arizona
40	Dick Nemelka	Dec. 29, 1965	St. Bonaventure
40	Danny Ainge	Dec. 23, 1978	Oral Roberts
39	Michael Smith	Dec. 29, 1987	La Salle
39	Michael Smith	Dec. 19, 1987	Utah State
39	Dick Nemelka	Dec. 4, 1964	Oregon
39	Dick Nemelka	Dec. 4, 1965	Houston
39	Danny Ainge	Dec. 27, 1980	Utah State
38	Devin Durrant	Jan. 20, 1984	Hawaii
38	Dick Nemelka	Dec. 30, 1965	Cornell
37	Steve Schreiner	Feb. 9, 1991	Hawaii
37	Marty Haws	Jan. 4, 1990	Hawaii
37	Danny Ainge	Jan. 8, 1981	San Diego St.
37	Paul Ruffner	Dec. 29, 1969	Georgia
37	Joe Nelson	Jan. 1948	Denver
37	Danny Ainge	Mar. 14, 1981	UCLA
36	Russell Larson	Dec. 10, 1993	Nicholls State
36	Devin Durrant	Feb. 8, 1984	Texas-El Paso
36	Devin Durrant	Jan. 26, 1984	Wyoming
36	Devin Durrant	Dec. 28, 1983	UCLA
36	Paul Ruffner	Dec. 13, 1969	San Jose State
36	Doug Richards	Dec. 13, 1973	Idaho State
36	Danny Ainge	Dec. 3, 1977	Idaho State
36	Kresimir Cosic	Jan. 25, 1973	Arizona
35	Terrell Lyday	Jan. 8, 2000	Utah State
35	Russell Larson	Jan. 27, 1994	Wyoming
35	Michael Smith	Jan. 12, 1989	San Diego State
35	Devin Durrant	Jan. 7, 1984	Weber State
35	Devin Durrant	Dec. 10, 1983	St. Mary's
35	Devin Durrant	Nov. 30, 1983	Hofstra
35	Danny Ainge	Mar. 7, 1981	Utah
35	Kresimir Cosic	Dec. 22, 1971	Utah State
35	Paul Ruffner	Jan. 3, 1970	Utah
35	Dick Nemelka	Dec. 3, 1965	Illinois
35	Dick Nemelka	Dec. 6, 1963	UCLA
35	Bob Quinney	Dec. 23, 1963	Michigan State
35	Timo Saarelainen	Nov. 30, 1984	La Salle
34	Mekeli Wesley	Jan. 20, 2000	Wyoming
34	Kenneth Roberts	Mar. 4, 1995	Utah
34	Russell Larson	Feb. 25, 1995	Air Force
34	Michael Smith	Feb. 5, 1987	New Mexico
34	Michael Smith	Jan. 10, 1987	New Mexico
34	Michael Smith	Dec. 23, 1986	Pittsburgh
34	Devin Durrant	Jan. 14, 1984	Utah
34	Dick Nemelka	Feb. 6, 1966	Utah
34	John Nicoll	Feb. 7, 1958	New Mexico
34	Jay Cheesman	Feb. 27, 1977	New Mexico
34	Kari Liimo	Feb. 1, 1969	St. Francis
34	John Fairchild	Feb. 28, 1964	Arizona State
34	John Fairchild	Jan. 11, 1964	Wyoming
33	Devin Durrant	4 Times	
33	Michael Smith	3 Times	
33	Mark Bigelow, Andy Toolson, Timo Saarelainen, Fred Roberts, Danny Ainge, Jay Cheesman, Kresimir Cosic, Paul Ruffner, Jeff Congdon, Dick Nemelka, Steve Kramer, John Fairchild		

## REBOUNDS IN A SINGLE GAME

RBD.	PLAYER	DATE	OPPONENT
27	Scott Warner	Dec. 18, 1969	Texas Tech
26	John Benson	Dec. 1, 1956	Washington
25	John Fairchild	Dec. 23, 1965	Oklahoma City
25	Bruce Burton	Feb. 2, 1962	Denver
24	Mel Hutchins	Mar. 3, 1951	Utah
23	Alan Taylor	Mar. 1, 1980	San Diego State
23	Mark Handy	Mar. 7, 1975	Wyoming
23	Kresimir Cosic	Mar. 18, 1971	UCLA
23	Steve Trumbo	Jan. 21, 1982	Air Force
22	Brian Ambrozich	Dec. 9, 1972	Wisconsin
22	Kresimir Cosic	Feb. 27, 1971	Arizona
21	Craig Raymond	Feb. 5, 1966	Utah
21	John Fairchild	Mar. 13, 1965	Utah State
20	Alan Taylor	Jan. 20, 1979	Utah
20	Kresimir Cosic	Jan. 30, 1971	Arizona
20	John Fairchild	Feb. 6, 1965	Utah State
20	John Nicholls	1959	
19	Kresimir Cosic	Jan. 17, 1973	Niagara
19	Kresimir Cosic	Jan. 8, 1972	Arizona
19	Kresimir Cosic	Jan. 22, 1972	Utah State
19	Kresimir Cosic	Mar. 6, 1971	Utah
19	Kari Liimo	Feb. 1, 1969	St. Francis
19	Jim Eakins	Feb. 26, 1966	Wyoming
18	Gary Trost	Dec. 19, 1991	McNeese State
18	Steve Schreiner	Jan. 12, 1991	New Mexico
18	Michael Smith	Jan. 15, 1987	San Diego State
18	Steve Trumbo	Dec. 26, 1981	Utah State
18	Paul Ruffner	Dec. 29, 1969	Georgia
18	Bruce Burton	Feb. 16, 1963	Arizona State
17	Brett Applegate	Dec. 28, 1983	UCLA
17	Brett Applegate	Jan. 14, 1983	San Diego State
17	Steve Trumbo	Feb. 27, 1982	San Diego State
17	Steve Trumbo	Feb. 6, 1982	Colorado State
17	Greg Kite	Dec. 19, 1981	Illinois
17	Steve Trumbo	Feb. 2, 1981	Wyoming
17	Steve Trumbo	Jan. 8, 1981	Hawaii
17	Jay Cheesman	Feb. 13, 1976	Arizona State
17	Mark Handy	Feb. 22, 1975	Utah State
17	K. Sarkalahti	Dec. 16, 1972	Utah State
17	Paul Ruffner	Jan. 3, 1970	Utah
17	Steve Kramer	Dec. 21, 1965	St. Joseph's
17	Craig Raymond	Dec. 21, 1965	St. Joseph's
17	Dave Eastis	Feb. 4, 1961	Denver
17	Travis Hansen	Jan. 5, 2002	at Pepperdine



*Travis Hansen was a rebounding machine against Pepperdine in 2002 when he pulled down a career-high 17 rebounds – the most ever by a BYU guard.*

## INDIVIDUAL SINGLE GAME BESTS

### POINTS SCORED

47 Bob Skousen vs. UCLA (1961)

### FIELD GOALS ATTEMPTED

36 John Nicoll vs. New Mexico (1958)

### FIELD GOALS MADE

21 Dave Eastis vs. New Mexico (1960)

### FIELD GOAL PERCENTAGE

100% 12/12, Kresimir Cosic vs. Arizona (1971)

### THREE-POINT FIELD GOALS ATTP.

15 Nick Sanderson vs. Kansas (1993)

### THREE-POINT FIELD GOALS MADE

7 Nick Sanderson vs. Utah St. (1992)

7 Danny Bower vs. Ohio State (1998)

### THREE-POINT PERCENTAGE (5 ATTPS)

1.000 6/6, Nathan Call vs. Utah (1991)

1.000 5/5, Danny Bower vs. Wyoming (1998)

### FREE THROWS ATTEMPTED

20 John Benson vs. Montana (1957)

20 John Nicoll vs. Utah (1958)

20 Jerry Dahlman vs. Arizona St. (1963)

### FREE THROWS MADE

16 Mekeli Wesley at UTEP (1998)

15 John Benson vs. Montana (1957)

15 Steve Trumbo vs. CS Fullerton (1981)

15 Devin Durrant vs. Hawaii (1983)

### FREE THROW PERCENTAGE (MIN. 10 ATTS.)

1.000 14/14, Andy Toolson vs. California (1989)

1.000 13/13, Doug Howard vs. Ariz. St. (1970)

1.000 13/13, Verne Thompson vs. Wyo. (1977)

1.000 13/13, Devin Durrant vs. St. Joseph's (1982)

1.000 13/13, Marty Haws vs. Hawaii (1990)

1.000 13/13, Russell Larson vs. Fresno St. (1994)

1.000 13/13, Ken Roberts vs. S. Utah (1994)

1.000 12/12, Mekeli Wesley vs. San Francisco (2001)

1.000 11/11, Ron Selleaze vs. Utah (1998)

1.000 11/11, Mekeli Wesley at Utah (1998)

1.000 11/11, Mark Bigelow vs. Arizona (1998)

1.000 11/11, Mark Bigelow vs. California (1998)

1.000 10/10, Nathan Cooper at UC Irvine (1998)

### REBOUNDS

27 Scott Warner vs. Texas Tech (1970)

### ASSISTS

16 Mike May vs. Niagara (1976)

15 Matt Montague vs. Idaho (2002)


15 Matt Montague vs. Wyoming (2002)

### STEALS

9 Mark Bigelow vs. Arizona (1998)

### BLOCKED SHOTS


14 Shawn Bradley vs. E. Kentucky (1990)



Devin Durrant earned several medals while playing for USA Basketball. Durrant is third on BYU's all-time scoring list.



Mekeli Wesley is third all-time in free throws attempted at BYU. The 2002 MWC Tournament MVP is seventh among BYU's all-time scoring leaders.



Matt Montague had two 15-assist games in 2001-2002 and went on to set BYU career and season assist records. Montague is BYU's all-time assist leader.

# individual records

## INDIV. SCORING BY SEASON

YEAR	PLAYER	PTS.	AVG.
2002	Travis Hansen	469	15.6
2001	Mekeli Wesley	569	17.2
2000	Terrell Lyday	565	17.1
1999	Mark Bigelow	419	15.0
1998	Ron Selleaze	352	16.8
1997	Jeff Campbell	383	15.3
1996	Kenneth Roberts	539	19.3
1995	Russell Larson	573	17.9
1994	Russell Larson	637	19.9
1993	Gary Trost	516	15.2
1992	Gary Trost	441	14.2
1991	Shawn Bradley	503	14.8
1990	Marty Haws	556	18.5
1989	Michael Smith	765	26.4
1988	Michael Smith	679	21.2
1987	Michael Smith	643	20.1
1986	Jeff Chatman	559	17.5
1985	Timo Saarelainen	639	22.0
1984	DEVIN DURRANT	866	27.9
1983	Devin Durrant	662	22.8
1982	Fred Roberts	466	15.5
1981	Danny Ainge	782	24.4
1980	Danny Ainge	555	19.1
1979	Danny Ainge	498	18.4
1978	Danny Ainge	632	21.1
1977	Jay Cheesman	429	15.9
1976	Jay Cheesman	441	17.6
1975	Brian Frishman	354	15.4
1974	Doug Richards	527	20.3
1973	Kresimir Cosic	524	20.2
1972	Kresimir Cosic	581	22.3
1971	Bernie Fryer	558	19.2
1970	Doug Howard	472	18.2
1969	Doug Howard	430	15.4
1968	Kari Liimo	410	17.0
1967	Craig Raymond	342	14.2
1966	Dick Nemeika	599	24.0
1965	John Fairchild	602	21.5
1964	John Fairchild	507	20.3
1963	Bruce Burton	445	17.1
1962	Bob Skousen	363	15.9
1961	Gary Earnest	429	16.5
1960	Dave Eastis 483	20.1	
1959	Bob Skousen	462	17.7
1958	John Nicoll	463	17.8
1957	Tom Steinke5	11	19.7
1956	Terry Tebbs	506	19.5
1955	Herschel Pedersen	421	16.1
1954	Dean Larsen	426	15.2
1953	Joe Richey	525	17.5
1952	Joe Richey	352	14.6
1951	Roland Minson	619	16.7
1950	Joe Nelson	420	14.5

## INDIV. REBOUNDS BY SEASON

YEAR	PLAYER	RBS.	AVG.
2002	Travis Hansen	187	6.2
2001	Mekeli Wesley	181	5.5
2000	Mekeli Wesley	192	5.8
1999	Mark Bigelow	175	6.3
1998	Ron Selleaze	146	7.0
1997	Justin Weidauer	158	8.3
1996	Justin Weidauer	204	7.3
1995	Russell Larson	222	6.9
1994	Russell Larson	292	9.1
1993	Gary Trost	236	6.9
1992	Gary Trost	203	6.3
1991	Shawn Bradley	262	7.7
1990	Andy Toolson	198	6.6
1989	Michael Smith	248	8.6
1988	Michael Smith	248	7.8
1987	Michael Smith	273	8.5
1986	Tom Gneiting	230	7.4
1985	Alan Pollard	189	6.5
1984	Brett Applegate	352	11.4
1983	Greg Kite	255	8.8
1982	Steve Trumbo	335	11.5
1981	Steve Trumbo	342	10.7
1980	Alan Taylor	317	10.9
1979	Alan Taylor	266	9.5
1978	Alan Taylor	246	8.5
1977	Jay Cheesman	225	8.3
1976	Jay Cheesman	233	9.3
1975	Mark Handy	236	9.1
1974	Mark Handy	227	8.7
1973	Kresimir Cosic	246	9.5
1972	Kresimir Cosic	332	12.8
1971	Kresimir Cosic	341	12.6
1970	Paul Ruffner	254	9.8
1969	Paul Ruffner	268	9.6
1968	Jim Eakins	252	10.1
1967	Craig Raymond	183	7.6
1966	Craig Raymond	247	9.9
1965	John Fairchild	348	12.4
1964	JOHN FAIRCHILD	330	13.2
1963	Bruce Burton	271	10.4
1962	Bruce Burton	271	10.4
1961	Dave Eastis	243	9.3
1960	Dave Eastis	245	10.2
1959	Bob Skousen	239	9.2
1958	John Nichol	307	11.8
1957	John Bensen	317	11.3
1956	Herschel Pedersen	314	12.1
1955	Herschel Pedersen	293	11.3
1954	Nick Mateljan	276	10.6
1953	Nick Mateljan	292	9.7
1952	Joe Richey	167	7.0
1951	MEL HUTCHINS	471	12.7
1950	No Record Available		

## INDIV. ASSISTS BY SEASON

YEAR	PLAYER	AST.	AVG.
2002	MATT MONTAGUE	217	7.2
2001	Matt Montague	97	2.9
2000	Matt Montague	125	3.8
1999	Michael Vranes	80	2.9
1998	Brian Dignan	109	4.0
1997	Matt Montague	131	5.0
1996	Randy Reid	142	5.1
1995	Robbie Reid	157	4.9
1994	Randy Reid	87	2.7
1993	Randy Reid	141	4.1
1992	Nathan Call	204	6.4
1991	Nathan Call	164	4.8
1990	Marty Haws	123	4.1
1989	Marty Haws	149	5.1
1988	Brian Taylor	151	4.7
1987	Brian Taylor	118	3.7
1986	Bob Capener	104	3.3
1985	Marty Perry	114	4.2
1984	Chris Nikchevich	117	3.9
1983	Marty Perry	91	3.4
1982	Scott Sinek	100	3.3
1981	Danny Ainge	127	4.0
1980	Danny Ainge	132	4.6
1979	Danny Ainge	122	4.5
1978	Danny Ainge	158	5.3
1977	Mike May	108	4.2
1976	Verne Thompson	78	3.0
1975-53	No Records Available		
1952	Jerry Romney	37	1.6
1951	Roland Minson	99	2.7
1950	No Record Available		



JAY CHEESMAN

## INDIVIDUAL SEASON RECORDS

### POINTS SCORED

866	Devin Durrant (27.9 avg.)	1984
782	Danny Ainge (24.4)	1981
765	Michael Smith (26.4)	1989
679	Michael Smith (21.2)	1988
662	Devin Durrant (22.8)	1983
643	Michael Smith (20.1)	1987
639	Timo Saarelainen (22.0)	1985
637	Russell Larson (19.5)	1994
632	Danny Ainge (21.1)	1978
623	Jeff Chatman (19.5)	1988
619	Roland Minson (16.7)	1951
603	Fred Roberts (18.8)	1981
602	John Fairchild (21.5)	1965
599	Dick Nemelka (24.0)	1966
581	Kresimir Cosic (22.3)	1972
573	Russell Larson (17.9)	1995
571	Mel Hutchins (15.4)	1951
569	Mekeli Wesley (17.2)	2001
565	Terrell Lyday (17.1)	2000
559	Jeff Chatman (17.5)	1986
558	Bernie Fryer (19.2)	1971
556	Marty Haws (18.5)	1990
556	Mekeli Wesley (16.8)	2000
555	Danny Ainge (19.1)	1980
540	Terrell Lyday (16.4)	2001
539	Kenneth Roberts (19.3)	1996
527	Doug Richards (20.3)	1974
525	Joe Richey (17.5)	1953
524	Kresimir Cosic (20.2)	1973
516	Gary Trost (15.2)	1993
511	Tom Steinke (19.7)	1957
507	John Fairchild (20.3)	1964
506	Terry Tebbs (19.5)	1956
503	Shawn Bradley (14.8)	1991

### POINTS PER GAME

27.9	Devin Durrant	1984
26.4	Michael Smith	1989
24.4	Danny Ainge	1981
24.0	Dick Nemelka	1966
22.8	Devin Durrant	1983
22.3	Kresimir Cosic	1972
22.0	Timo Saarelainen	1985
21.5	John Fairchild	1965
21.2	Michael Smith	1988
21.1	Danny Ainge	1978
20.3	Doug Richards	1974
20.3	John Fairchild	1964
20.2	Kresimir Cosic	1973
20.1	Michael Smith	1987
20.1	Dave Eastis	1960

### FIELD GOALS ATTEMPTED

627	Roland Minson	1951
-----	---------------	------

### FIELD GOALS MADE

312	Devin Durrant	1984
-----	---------------	------

### FIELD GOAL PERCENTAGE (STARTERS)

.631	Russell Larson	1993
.616	Tom Gneiting	1987
.606	Eric Nielsen	2001
.597	Alan Taylor	1980
.595	Jeff Chatman	1988
.591	Jared Jensen	2002
.588	Fred Roberts	1980
.581	Shawn Bradley	1991
.579	Fred Roberts	1981
.578	Eric Nielsen	2000
.577	Kenneth Roberts	1994
.575	Devin Durrant	1984

### THREE-POINT FIELD GOALS ATTEMPTED

209	Nick Sanderson	1993
-----	----------------	------

### THREE-POINT FIELD GOALS MADE

74	Andy Toolson	1990
73	Nick Sanderson	1993
68	Danny Bower	1998
67	Terrell Lyday	2000
65	Mark Bigelow	2002

### THREE-POINT PERCT. (30+ ATTS)

.532	Nathan Call	1988
------	-------------	------

### CONSECUTIVE GAMES WITH A THREE-POINT FIELD GOAL IN A SINGLE SEASON

21	Terrell Lyday	2000
16	Andy Toolson	1990
15	Mark Bigelow	
14	Terrell Lyday	2001
11	Terrell Lyday	2001

### FREE THROWS ATTEMPTED

307	Devin Durrant	1984
-----	---------------	------

### FREE THROWS MADE

242	Devin Durrant	1984
-----	---------------	------

### FREE THROW PERCENTAGE (STARTERS)

.925	Michael Smith (160/173)	1989
.904	Michael Smith (103/114)	1987
.902	Bob Quinney (55/61)	1966
.902	Chris Nikchevich (55/61)	1984
.877	Scott Runia (50/57)	1979
.874	Gary Batchelor (104/119)	1963
.874	Brian Taylor (97/111)	1988
.864	Danny Ainge (146/169)	1978
.855	Randy Reid (71/83)	1993
.853	Doug Howard (122/143)	1969
.845	Jared Jensen (82/97)	2002

### CONSECUTIVE FREE THROWS


32	Michael Smith	1989
----	---------------	------

### REBOUNDS

471	Mel Hutchins	1951
352	Brett Applegate	1984
348	John Fairchild	1965
342	Steve Trumbo	1981
341	Kresimir Cosic	1971
335	Steve Trumbo	1982
332	Kresimir Cosic	1972
330	John Fairchild	1964
317	Alan Taylor	1980
317	John Bensen	1957
314	Herschel Pedersen	1956
307	John Nichol	1958

### REBOUNDS PER GAME (STARTERS)

13.2	John Fairchild	1964
12.8	Kresimir Cosic	1972
12.7	Mel Hutchins	1951
12.6	Kresimir Cosic	1971
12.4	John Fairchild	1965
12.1	Herschel Pedersen	1956
11.8	John Nichol	1958
11.5	Steve Trumbo	1982
11.4	Brett Applegate	1984
11.3	John Bensen	1957
11.3	Herschel Pedersen	1955
10.9	Alan Taylor	1980
10.7	Steve Trumbo	1981
10.6	Nick Mateljan	1954



10.2	Dave Eastis	1960
10.1	Jim Eakins	1968

### PERSONAL FOULS

124	Jared Miller	1993
-----	--------------	------

### TIMES DISQUALIFIED

11	Jared Miller	1993
11	Glen Roberts	1978

### BLOCKED SHOTS

177	Shawn Bradley	1991
-----	---------------	------

### STEALS

66	Marty Haws	1990
62	Terrell Lyday	2000

### ASSISTS - TOTAL

217	Matt Montague	2002
204	Nathan Call	1992
164	Nathan Call	1991
158	Danny Ainge	1978
157	Robbie Reid	1995

### ASSISTS - AVERAGE

7.2	Matt Montague	2002
6.4	Nathan Call	1992
5.3	Danny Ainge	1978
5.1	Marty Haws	1989
5.1	Randy Reid	1996
5.0	Matt Montague	1997
4.9	Robbie Reid	1995
4.8	Nathan Call	1991
4.7	Brian Taylor	1988
4.6	Danny Ainge	1980
4.5	Danny Ainge	1979

### TRIPLE DOUBLES

1	Danny Ainge (LB St.)	1978
1	Fred Roberts	1981
1	Michael Smith	1988

# individual/team records

## INDIVIDUAL CAREER RECORDS

### POINTS SCORED

2467	Danny Ainge	78-79-80-81
2319	Michael Smith	84-87-88-89
2285	Devin Durrant	79-80-83-84
1885	Russell Larson	92-93-94-95
1841	Fred Roberts	79-80-81-82
1824	Jeff Chatman	85-86-87-88
1740	Mekeli Wesley	98-99-00-01
1652	Kenneth Roberts	91-94-95-96
1512	Kresimir Cosic	71-72-73
1408	Jay Cheesman	74-75-76-77
1388	Andy Toolson	85-88-89-90

### POINTS PER GAME

20.92	John Fairchild	20.2, 21.5
20.91	Danny Ainge	21.1, 18.4, 19.1, 24.4
19.5	D. Durrant	13.2, 13.3, 22.8, 27.9
19.1	Kresimir Cosic	15.0, 22.3, 20.2
19.0	Michael Smith	8.0, 20.1, 21.2, 26.4
18.7	Bernie Fryer	19.2, 18.2
16.7	Terrell Lyday	17.1, 16.4
16.7	Dick Nemeika	10.8, 15.4, 24.0
16.3	Paul Ruffner	15.1, 17.7
16.2	Bob Skousen	17.7, 15.9, 13.0
15.6	Doug Richards	20.3, 15.9, 10.7
15.1	Mekeli Wesley	13.5, 11.0, 16.8, 17.2

### FIELD GOALS ATTEMPTED

1875	Danny Ainge	78-79-80-81
1749	Michael Smith	84-87-88-89
1527	Devin Durrant	79-80-83-84
1369	Jeff Chatman	85-86-87-88
1333	Joe Richey	51-52-53
1259	Fred Roberts	79-80-81-82
1227	Mekeli Wesley	98-99-00-01
1188	Russell Larson	92-93-94-95
1162	Kresimir Cosic	71-72-73
1152	Jay Cheesman	74-75-76-77

### FIELD GOALS MADE

987	Danny Ainge	78-79-80-81
886	Michael Smith	84-87-88-89
832	Devin Durrant	79-80-83-84
751	Jeff Chatman	85-86-87-88
687	Fred Roberts	79-80-81-82
660	Russell Larson	92-93-94-95
570	Mekeli Wesley	98-99-00-01
566	Kresimir Cosic	71-72-73
561	Kenneth Roberts	91-94-95-96
558	Jay Cheesman	74-75-76-77
548	Roland Minson	49-50-51

### FIELD GOAL PERCENTAGE (STARTERS)

.574	Alan Taylor	77-78-79-80
.566	Gary Trost	88-91-92-93
.556	Jared Miller	91-92-93
.556	Russell Larson	92-93-94-95
.550	Kenneth Roberts	91-94-95-96
.550	Tom Gneiting	85-86-87
.549	Jeff Chatman	85-86-87-88
.546	Fred Roberts	79-80-81-82
.546	Kenneth Roberts	91-94-95-96
.545	Devin Durrant	79-80-83-84

### THREE-POINT FIELD GOALS ATTEMPTED

355	Randy Reid	92-96
321	Terrell Lyday	00-01

### THREE-POINT FIELD GOALS MADE

141	Andy Toolson	85-88-89-90
127	Terrell Lyday	00-01

### THREE-POINT PERCENTAGE (STARTERS)

.456	Nathan Call	86-87-90-91
.445	Mark Heslop	88-89-90-91
.437	Andy Toolson	85-88-89-90
.430	Michael Smith	84-87-88-89

### CONSECUTIVE GAMES WITH A THREE-POINT FIELD GOAL - CAREER

22	Mark Bigelow	1999, 2002
21	Terrell Lyday	2000

### FREE THROWS ATTEMPTED

820	Devin Durrant	79-80-83-84
673	Russell Larson	92-93-94-95
651	Mekeli Wesley	98-99-00-01
641	Kenneth Roberts	91-94-95-96
605	Danny Ainge	78-79-80-81
602	Fred Roberts	79-80-81-82
496	Gary Trost	88-91-92-93
491	Michael Smith	84-87-88-89
484	Kresimir Cosic	71-72-73
477	Jeff Chatman	85-86-87-88
430	Marty Haws	87-88-89-90

### FREE THROWS MADE

621	Devin Durrant	79-80-83-84
541	Russell Larson	92-93-94-95
511	Kenneth Roberts	91-94-95-96
509	Mekeli Wesley	98-99-00-01
493	Danny Ainge	78-79-80-81
467	Fred Roberts	79-80-81-82
431	Michael Smith	84-87-88-89
381	Kresimir Cosic	71-72-73
359	Gary Trost	88-91-92-93
338	Randy Reid	93-94-95-96
326	Marty Haws	87-88-89-90

### FREE THROW PERCENTAGE (STARTERS)

.878	Michael Smith	84-87-88-89
.830	Randy Reid	93-94-95-96
.828	Mark Heslop	88-89-90-91
.827	Brian Taylor	83-84-87-88
.826	Nick Sanderson	92-93
.826	Gary Bachelor	61-62-63
.816	Danny Ainge	78-79-80-81
.813	Doug Howard	68-69-70

### REBOUNDS

922	Michael Smith	84-87-88-89
919	Kresimir Cosic	71-72-73
919	Alan Taylor	7-78-79-80
839	Greg Kite	80-81-82-83
838	Fred Roberts	79-80-81-82
835	Steve Trumbo	79-80-81-82
821	Russell Larson	92-93-94-95

803	John Benson	56-57-58
801	Mark Handy	74-75-76-77

### REBOUNDS PER GAME (STARTERS ONLY)

12.8	John Fairchild	64-65
11.6	Kresimir Cosic	71-72-73
10.2	John Benson	56-57-58

### GAMES PLAYED

129	Russell Larson	92-93-94-95
129	Nathan Call	86-87-90-91

### PERSONAL FOULS

408	Russell Larson	92-93-94-95
-----	----------------	-------------

### ASSISTS - TOTAL

570	Matt Montague	97, 00-01-02
539	Danny Ainge	78-79-80-81
528	Nathan Call	86-87-90-91
502	Marty Haws	87-88-89-90

### ASSISTS - AVERAGE


4.67	Matt Montague	97, 00-01-02
4.57	Danny Ainge	78-79-80-81
4.09	Nathan Call	86-87-90-91

### BLOCKED SHOTS

208	Greg Kite	80-81-82-83
-----	-----------	-------------

### TRIPLE DOUBLES

1	Danny Ainge (LB St.)	1978
1	Fred Roberts	1981
1	Michael Smith	1988



*Terrell Lyday was a three-point bomber, hitting 60 treys in 2001 and 67 in 2000. In 2000 he set the BYU single-season record of 21 consecutive games with a three-point field goal.*

## TEAM SEASON SCORING

Year	Offense		Defense	
	Pts.	Ave.	Pts.	Avg.
2002	2115	70.5	1951	65.0
2001	2324	70.4	2069	62.7
2000	2328	70.5	2107	63.8
1999	2009	71.8	2055	73.4
1998	1906	63.5	2093	69.8
1997	1547	59.5	2061	79.3
1996	2303	82.3	2194	78.4
1995	2405	75.2	2214	69.2
1994	2540	79.4	2382	74.4
1993	2754	81.0	2445	71.9
1992	2567	80.2	2227	69.6
1991	2454	72.2	2336	68.7
1990	2110	70.3	1971	65.7
1989	2338	80.6	2322	80.1
1988	2735	85.5	2437	76.2
1987	2634	82.3	2469	77.2
1986	2328	72.8	2159	74.4
1985	2175	75.0	2159	74.4
1984	2433	78.5	2325	75.0
1983	2014	69.5	1919	66.2
1982	1885	62.8	1752	58.4
1981	2525	78.8	2275	71.1
1980	2421	83.5	2103	72.5
1979	2381	85.0	2144	76.6
1978	2429	81.0	2495	83.2
1977	2013	74.6	2027	75.1
1976	2015	77.5	2183	83.9
1975	2062	79.3	2088	80.3
1974	2015	77.5	2183	83.9
1973	2068	79.5	1940	74.6
1972	2128	81.8	1927	74.1
1971	2401	82.8	2294	79.1
1970	2096	80.7	2188	84.1
1969	2325	83.0	2259	80.7
1968	2064	82.6	1956	78.2
1967	1960	81.7	1827	76.1
1966	2388	95.5	2073	82.9
1965	2639	94.3	2356	83.1
1964	1974	79.0	2004	80.2
1963	1985	77.1	2035	78.3
1962	1834	70.5	1947	74.9
1961	1923	73.9	1870	71.9
1960	1676	67.0	1877	75.1
1959	1965	75.5	1854	71.2
1958	1697	65.3	1735	66.7
1957	1985	77.1	1888	67.1
1956	2006	77.2	1743	67.0
1955	1892	72.7	1847	71.0
1954	1991	68.6	1897	64.8
1953	2053	69.2	1694	56.2
1952	1451	60.4	1412	58.8
1951	2355	65.3	2012	55.7
1950	1903	55.0	1698	49.9

## TEAM SINGLE GAME

FIELD GOALS ATTEMPTED		
108	vs. Montana	1953
FIELD GOALS MADE		
56	vs. Americas	1966
FIELD GOAL PERCENTAGE		
.736	vs. St. Mary's (39/53)	1983
.708	vs. Elon College (34-48)	2001
THREE-POINTERS ATTEMPTED		
33	vs. Louisiana State	1992
THREE-POINT FIELD GOALS MADE		
13	vs. SDSU	2001
13	vs. TCU	1999
13	vs. Louisiana State	1992
THREE-POINT PERCENTAGE (MIN 10)		
.733	vs. Air Force (11/15)	1993
FREE THROWS ATTEMPTED		
49	vs. Santa Clara	1965
FREE THROWS MADE		
39	vs. Utah State	1957
CONSECUTIVE FREE THROWS		
18	vs. Wyoming	2/10/1996
BEST FREE THROW PERCENTAGE		
1.000	BYU vs. Wichita St. (12/12)	1955
.957	BYU vs. Wyoming (22/23)	1974
.950	vs. San Diego State (19-20)	2001
MOST REBOUNDS		
77	vs. St. Mary's	1966
MOST STEALS		
17	vs. James Madison	1990
MOST ASSISTS		
34	vs. Northeast Louisiana	1975
34	vs. San Diego State	1980
REBOUND MARGIN		
40	vs. St. Mary's	1967
FEWEST PERSONAL FOULS		
5	vs. Michigan State	1980
FEWEST TOTAL POINTS		
25	vs. Wyoming	1982
FEWEST POINT IN A HALF		
12	vs. Wyoming	1980, 1982
MOST PERSONAL FOULS		
36	vs. Idaho State	1976
MOST TOTAL POINTS		
128	vs. Sacramento State	1993
MOST POINTS ONE HALF		
69	vs. North Texas	1980
BIGGEST SCORING MARGIN		
51	vs. St. Mary's (108-57)	1966
FEWEST FIELD GOALS ATTEMPTED		
23	vs. Wyoming	1980
FEWEST FIELD GOALS MADE		
10	vs. Wyoming	1980
10	vs. Southern Utah	2001
FEWEST FREE THROWS ATTEMPTED		
3	vs. Niagara	1976
4	vs. San Diego State	2001
FEWEST FREE THROWS MADE		
1	vs. Niagara	1976
2	vs. San Diego State	2001

## TEAM SINGLE SEASON

GAMES	37	1951
FIELD GOALS	1,014	1965
FG ATTEMPTS	2,611	1951
FIELD GOAL PERCENTAGE		
.531		1988
.528		1979
.522		1980
.506		1984
.500		1989
.498		1993
.498		1992
.493		1993
.492		1994
THREE-POINT SHOTS ATTEMPTED		
638		1998
THREE-POINT SHOTS MADE		
214		1992
THREE-POINT PERCENTAGE		
.452		1988
FREE THROWS MADE		
697		1993
FREE THROW ATTS.		
909		1993
FREE THROW PERCENTAGE		
.815		1989
.780		2001
.773		1995
.767		1993
.765		1996
.763		1988
.760		2002
.755		1974
.750		1984
.746		1987
REBOUNDS		
1,457		1951 & 1965
TEAM REBOUNDING AVERAGE		
55.8		1956
ASSISTS		
613		1993
STEALS		
236		2000
BLOCKED SHOTS		
246		1991
MOST PERSONAL FOULS		
721		1993
MOST PERSONAL FOULS PER GAME		
23.1		1985 (67.1 in 29 games)
FEWEST PERSONAL FOULS PER GAME		
13.9		1971 (40.3 in 29 games)
MOST PLAYERS DISQUALIFIED		
39		1978
WINNING PERCENTAGE		
.850	17-3	1942
.828	24-5	1980
.812	26-6	1988
.807	21-5	1972
CONSECUTIVE VICTORIES		
17		1988
HOMECOURT WINNING STREAK		
36	2/19/00 - present	
24	3/17/1994 - 1/18/1996	
CONSECUTIVE DEFEATS		
21		1997
8		1927
LARGEST SCORING MARGIN		
12.6		1966 (95.5 - 82.9)
		1953 (68.1 - 55.5)
MOST POINTS SCORED PER GAME		
95.5		1966
FEWEST POINTS SCORED PER GAME		
48.6		1946
FEWEST POINTS ALLOWED PER GAME		
46.4		1946

# marriott center records

## TEAM SINGLE GAME

### MOST FIELD GOALS ATTEMPTED

102 North Texas vs. BYU, Dec. 12, 1980

### MOST FIELD GOALS MADE

58 Southern Utah vs. South Alabama, Dec. 10, 1994

### BEST FIELD GOAL PERCENTAGE

.744 Georgetown vs. Oregon State, Mar. 19, 1982

### MOST THREE-POINT FIELD GOALS ATTEMPTED

51 Arizona State vs. BYU, Dec. 1, 1992

### MOST THREE-POINT FIELD GOALS MADE

16 Arizona State vs. BYU, Dec. 1, 1992

### BEST THREE-POINT FIELD GOAL PERCENTAGE

.778 BYU vs. Eastern Washington, 7/9, Nov. 25, 1989

### MOST FREE THROWS ATTEMPTED

47 BYU vs. Tulsa, Dec. 22, 1990

47 BYU vs. Southern Utah, Nov. 24, 1999

### MOST FREE THROWS MADE

37 BYU vs. Utah, Jan. 14, 1984

37 BYU vs. Utah State, Dec. 18, 1992

37 BYU vs. Southern Utah, Nov. 24, 1999

### BEST FREE THROW PERCENTAGE

1.000 SW Mo. vs. Santa Clara, 15/15, Dec. 14, 1984

.955 BYU vs. New Mexico, 21/22, Feb. 18, 1989

### MOST REBOUNDS

76 UCLA vs. Weber State, Mar. 16, 1972

### BIGGEST REBOUND MARGIN OVER OPPONENT

38 BYU vs. Morgan State, 59-21, Dec. 28, 1995

### MOST PERSONAL FOULS

34 North Texas vs. BYU, Dec. 12, 1980

34 Washington vs. BYU, Dec. 22, 1984

### FEWEST PERSONAL FOULS

5 BYU vs. Michigan State, Dec. 16, 1980

### ASSISTS

36 Southern Utah vs. South Alabama, Dec. 10, 1994

34 BYU vs. Northeast Louisiana, Jan. 4, 1975

34 BYU vs. Wyoming, Jan. 15, 1977

34 BYU vs. San Diego State, Mar. 1, 1980

### POINTS

140 Southern Utah vs. South Alabama, Dec. 10, 1994

### POINTS IN FIRST HALF

61 Southern Utah vs. South Alabama, Dec. 10, 1994

### POINTS IN SECOND HALF

79 Southern Utah vs. South Alabama, Dec. 10, 1994

### LARGEST SCORING MARGIN

68 So. Utah vs. So. Alabama, 140-72, Dec. 10, 1994

### FEWEST POINTS IN A GAME

25 BYU vs. Wyoming, Jan. 23, 1982

### FEWEST POINTS IN FIRST HALF

12 BYU & Wyoming, Jan. 23, 1982

### FEWEST POINTS IN SECOND HALF

12 BYU vs. Wyoming, Jan. 18, 1980

### FEWEST FIELD GOALS ATTEMPTED

29 Wyoming vs. BYU, Jan. 23, 1982

### FEWEST FIELD GOALS MADE

10 BYU vs. Wyoming, Jan. 23, 1982

10 BYU vs. Southern Utah, Dec. 14, 2000

### FEWEST FREE THROWS ATTEMPTED

2 UTEP vs. BYU, Feb. 15, 1973

### FEWEST FREE THROWS MADE

1 UTEP vs. BYU, Feb. 15, 1973

1 BYU vs. Niagara, Dec. 11, 1976

### MOST TURNOVERS COMMITTED

32 New Mexico vs. BYU, Jan. 30, 1976

### MOST BLOCKED SHOTS

17 BYU vs. E. Kentucky, Dec. 7, 1990

### MOST STEALS

19 BYU vs. James Madison, Dec. 19, 1990

## INDIVIDUAL SINGLE GAME

### FIELD GOALS ATTEMPTED

36 Michael Brooks, La Salle vs. BYU, Dec. 15, 1979

### FIELD GOALS MADE

24 Michael Brooks, La Salle vs. BYU, Dec. 15, 1979

### FIELD GOAL PERCENTAGE (12 ATT)

.917 Scott Runia, BYU vs. Wyoming, 11/12, Feb. 11, 1978

.917 Devin Durrant, BYU vs. St. Mary's, 11/12, Dec. 10, 1983

### THREE-POINT FIELD GOALS ATTEMPTED

18 Jack Hurd, La Salle vs. BYU, Feb. 15, 1992

### THREE-POINT FIELD GOALS MADE

9 Jay Goodman, Utah St. vs. BYU, Nov. 24, 1990

### THREE-POINT FIELD GOAL PCT. (MIN. 5 ATT)

1.000 Nathan Call, BYU vs. Utah, 6/6, Mar. 3, 1991

1.000 D. Praylow, Wichita St. vs. BYU, 5/5, Jan. 28, 1989

1.000 Paris Bryant, Wyo. vs. BYU, 5/5, Jan. 26, 1991

1.000 Danny Bower, BYU vs. Wyoming, 5/5, Jan. 15, 1998

### FREE THROWS ATTEMPTED

19 Timo Saarelainen, BYU vs. Hawaii, Feb. 1, 1985

### FREE THROWS MADE

16 Keith Van Horn, Utah vs. BYU, 16/16, Mar. 2, 1996

16 David Rivers, Notre Dame vs. BYU, Jan. 13, 1986

### FREE THROW PERCENTAGE (12 ATT)

1.000 Keith Van Horn, Utah vs. BYU, 16/16, Mar. 2, 1996

1.000 Andy Toolson, BYU vs. Calif., 14/14, Feb. 14, 1989

1.000 Marty Haws, BYU vs. Hawaii, 13/13, Feb. 2, 1990

1.000 K. Youngblood, USU vs. BYU, 13/13, Dec. 13, 1991

1.000 K. Roberts, BYU vs. S. Utah, 13/13, Dec. 9, 1994

1.000 D. Ainge, BYU vs. SDSU, 12/12, Mar. 1, 1980

1.000 F. Roberts, BYU vs. Wash., 12/12, Mar. 10, 1982

1.000 D. Durrant, BYU vs. Wyoming, 12/12, Jan. 26, 1984

### REBOUNDS

23 Alan Taylor, BYU vs. San Diego State, Mar. 1, 1980

23 Steve Trumbo, BYU vs. Air Force, Jan. 21, 1982

### POINTS SCORED

51 Michael Brooks, La Salle vs. BYU, Dec. 15, 1979

### ASSISTS

16 Mike May, BYU vs. Niagara, Dec. 11, 1976

15 Matt Montague, BYU vs. Idaho, Dec. 5, 2001

15 Matt Montague, BYU vs. Wyoming, Feb. 2, 2002

### BLOCKED SHOTS

14 Shawn Bradley, BYU vs. Eastern Kentucky, Dec. 7, 1990

## COMBINED TEAM SINGLE GAME

### FIELD GOALS ATTEMPTED

175 Utah St. (97) vs. BYU (78), Jan. 22, 1972

175 N. Texas (102) vs. BYU (73), Dec. 12, 1980

### FIELD GOALS MADE

91 La Salle (47) vs. BYU (44), Dec. 15, 1979

### THREE-POINT FIELD GOALS ATTEMPTED

63 CS Northridge (38) vs. S. F. Austin (25) Dec. 9, 1995

### THREE-POINT FIELD GOALS MADE

22 La Salle (13) vs. BYU (9), Feb. 15, 1992

### FREE THROWS ATTEMPTED

87 BYU (46) vs. Washington (41), Dec. 22, 1984

### FREE THROWS MADE

60 BYU (31) vs. Utah State (29), Nov. 24, 1990

### REBOUNDS

130 UCLA (76) vs. Weber State (54), Mar. 16, 1972

### PERSONAL FOULS

63 Washington (34) vs. BYU (29), Dec. 22, 1984

63 Utah (32) vs. BYU (31), Mar. 2, 1985

### PLAYERS DISQUALIFIED

6 BYU (3) vs. Colorado State (3), Mar. 5, 1976

6 BYU (4) vs. Utah State (2), Dec. 27, 1980

### POINTS SCORED

233 BYU (121) vs. Utah St. (112), OT, Dec. 19, '87

### LOST POSSESSIONS

60 New Mexico (32) vs. BYU (28), Jan. 30, 1976



**DANNY BOWER**



## INDIVIDUAL SINGLE GAME

### POINTS

- 37, Danny Ainge vs UCLA (3/14/81)
- 30, Kresimir Cosic vs Utah State (3/13/71)
- 29, Michael Smith vs NC Charlotte (3/17/88)
- 27, Kresimir Cosic vs Long Beach (3/11/72)
- 27, Alan Taylor vs Clemson (3/8/80)
- 26, Gary Trost vs SMU (3/18/93)
- 25, Jeff Chatman vs New Orleans (3/12/87)
- 25, Mekeli Wesley vs Cincinnati (3/15/01)
- 24, Bob Quinney vs OCU (3/13/65)
- 24, Steve Kelly vs UCLA (3/18/71)
- 24, Nick Sanderson vs Kansas (3/20/93)
- 23, John Fairchild vs UCLA (3/12/65)
- 21, Danny Ainge vs Princeton (3/12/81)
- 21, Michael Smith vs Louisville (3/19/88)
- 20, Russell Larson vs Tulane (3/16/95)
- 20, Kenneth Roberts vs Tulane (3/16/95)
- 18, Kari Liimo vs NMSU (3/8/69)

### FIELD GOALS

- 14, Danny Ainge vs UCLA (3/14/81)
- 11, Jeff Chatman vs New Orleans (3/12/87)
- 11, Michael Smith vs NC Charlotte (3/17/88)
- 10, Bob Quinney vs OCU (3/13/65)
- 10, Kresimir Cosic vs Utah State (3/13/71)
- 10, Kenneth Roberts vs Tulane (3/16/95)
- 9, Steve Kelly vs UCLA (3/18/71)
- 9, Kresimir Cosic vs Long Beach (3/11/72)
- 9, Doug Richards vs Long Beach (3/11/72)
- 9, Russell Larson vs SMU (3/18/93)
- 8, John Fairchild vs UCLA (3/12/65)
- 8, Michael Smith vs Louisville (3/19/88)
- 8, Mekeli Wesley vs Cincinnati (3/15/01)
- 7, Kari Liimo vs NMSU (3/8/69)
- 7, Jim Miller vs Pacific (3/20/71)
- 7, Scott Runia vs San Francisco (3/10/79)
- 7, Danny Ainge vs Princeton (3/12/81)
- 7, Kevin Nixon vs Louisiana State (3/19/92)
- 7, Nick Sanderson vs Kansas (3/20/93)

### FIELD GOALS ATTEMPTED

- 25, Michael Smith vs New Orleans (3/12/87)
- 23, Dick Nemelka vs OCU (3/13/65)
- 22, Danny Ainge vs UCLA (3/14/81)
- 21, Steve Kelly vs Pacific (3/20/71)
- 20, Kresimir Cosic vs Long Beach (3/11/72)
- 20, Michael Smith vs Louisville (3/19/88)
- 19, Kresimir Cosic vs Utah State (3/13/71)
- 19, Bernie Fryer vs UCLA (3/18/71)
- 18, Kevin Nixon vs Louisiana State (3/19/92)
- 18, Nick Sanderson vs Kansas (3/20/93)
- 17, John Fairchild vs UCLA (3/12/65)
- 17, Alan Taylor vs San Francisco (3/10/79)
- 17, Michael Smith vs NC Charlotte (3/17/88)
- 16, Doug Howard vs NMSU (3/8/69)
- 16, Danny Ainge vs Princeton (3/12/81)
- 16, Kenneth Roberts vs Tulane (3/16/95)

### THREE-POINT FIELD GOALS

- 6, Nick Sanderson vs Kansas (3/20/93)
- 5, Nick Sanderson vs Louisiana State (3/19/92)

- 4, Michael Smith vs Louisville (3/19/88)
- 3, Robbie Reid vs Tulane (3/16/95)
- 3, Trent Whiting vs Cincinnati (3/15/01)
- 2, Nathan Call vs NC Charlotte (3/17/88)
- 2, Andy Toolson vs Clemson (3/15/90)
- 2, Kevin Santiago vs Clemson (3/15/90)
- 2, Nick Sanderson vs SMU (3/18/93)

### THREE-POINT FIELD GOALS ATTEMPTED

- 15, Nick Sanderson vs Kansas (3/20/93)
- 13, Nick Sanderson vs Louisiana State (3/19/92)
- 9, Michael Smith vs Louisville (3/19/88)
- 8, Trent Whiting vs Cincinnati (3/15/01)
- 8, Andy Toolson vs Clemson (3/15/90)
- 6, Robbie Reid vs Tulane (3/16/95)
- 4, Mark Heslop vs Arizona (3/16/91)
- 3, Michael Smith vs New Orleans (3/12/87)
- 3, Nick Sanderson vs SMU (3/18/93)
- 3, Kevin Nixon vs SMU (3/18/93)
- 2, Michael Smith vs NC Charlotte (3/17/88)
- 2, Andy Toolson vs NC Charlotte (3/17/88)
- 2, Nathan Call vs NC Charlotte (3/17/88)
- 2, Nathan Call vs Virginia (3/14/91)
- 2, Mark Heslop vs Virginia (3/14/91)

### FREE THROWS

- 13, Bernie Fryer vs Utah State (3/13/71)
- 9, Kresimir Cosic vs Long Beach (3/11/72)
- 9, Danny Ainge vs UCLA (3/14/81)
- 9, Jim Usevitch vs Louisville (3/19/88)
- 8, John Fairchild vs OCU (3/13/65)
- 8, Marty Haws vs NC Charlotte (3/17/88)
- 8, Mekeli Wesley vs Cincinnati (3/15/01)
- 7, John Fairchild vs UCLA (3/12/65)
- 7, Fred Roberts vs Princeton (3/12/81)
- 7, Danny Ainge vs Princeton (3/12/81)
- 7, Gary Trost vs SMU (3/18/93)
- 6, Steve Kelly vs UCLA (3/18/71)
- 6, Randy Reid vs Kansas (3/20/93)

### FREE THROWS ATTEMPTED

- 15, Bernie Fryer vs Utah State (3/13/71)
- 12, John Fairchild vs OCU (3/13/65)
- 10, Fred Roberts vs Princeton (3/12/81)
- 10, Danny Ainge vs UCLA (3/14/81)
- 10, Jim Usevitch vs Louisville (3/19/88)
- 10, Gary Trost vs SMU (3/18/93)
- 9, Kresimir Cosic vs Long Beach (3/11/72)
- 9, Marty Haws vs NC Charlotte (3/17/88)
- 9, Mekeli Wesley vs Cincinnati (3/15/01)
- 8, John Fairchild vs UCLA (3/12/65)

### REBOUNDS

- 23, Kresimir Cosic vs UCLA (3/18/71)
- 21, John Fairchild vs OCU (3/13/65)
- 15, Michael Smith vs New Orleans (3/12/87)
- 13, John Fairchild vs UCLA (3/12/65)
- 13, Paul Ruffner vs NMSU (3/8/69)
- 13, Kresimir Cosic vs Pacific (3/20/71)
- 13, Kresimir Cosic vs Long Beach (3/11/72)
- 13, Brian Ambrozich vs Long Beach (3/11/72)
- 13, Steve Trumbo vs UCLA (3/14/81)
- 13, Michael Smith vs NC Charlotte (3/17/88)

- 12, Steve Kramer vs Temple (3/14/66)
- 11, Kresimir Cosic vs Utah State (3/13/71)
- 11, Michael Smith vs Louisville (3/19/88)
- 11, Gary Trost vs Virginia (3/14/91)
- 11, Gary Trost vs Virginia (3/16/91)
- 10, Steve Trumbo vs Washington (3/10/82)
- 10, Greg Kite vs Washington (3/10/82)
- 10, Jared Miller vs SMU (3/18/93)
- 10, Jared Miller vs Kansas (3/20/93)

### ASSISTS

- 8, Randy Reid vs SMU (3/18/93)
- 8, Gary Trost vs Kansas (3/20/93)
- 7, Steve Craig vs UCLA (3/14/81)
- 7, Nathan Call vs Arizona (3/16/91)
- 7, Nathan Call vs Louisiana State (3/19/92)
- 6, Bernie Fryer vs UCLA (3/18/71)
- 6, Steve Kelly vs Pacific (3/20/71)
- 6, Brian Taylor vs NC Charlotte (3/17/88)
- 6, Robbie Reid vs Tulane (3/16/95)

### BLOCKED SHOTS

- 10, Shawn Bradley vs Virginia (3/14/91)
- 4, Greg Kite vs UCLA (3/14/81)
- 2, Jeff Chatman vs Louisville (3/19/88)
- 2, Kenneth Roberts vs Arizona (3/16/91)
- 2, Steve Schreiner vs Arizona (3/16/91)
- 2, Shawn Bradley vs Arizona (3/16/91)
- 2, Jared Miller vs Arizona (3/16/91)

### STEALS

- 5, Robbie Reid vs Tulane (3/16/95)
- 4, Nathan Call vs Louisiana State (3/19/92)
- 3, Alan Taylor vs San Francisco (3/10/79)
- 3, Danny Ainge vs UCLA (3/14/81)
- 3, Danny Ainge vs Notre Dame (3/19/81)
- 3, Andy Toolson vs Clemson (3/15/90)

### MINUTES

- 42, Michael Smith vs NC Charlotte (3/17/88)-OT
- 40, Fred Roberts vs Princeton (3/12/81)
- 40, Danny Ainge vs Princeton (3/12/81)
- 40, Steve Trumbo vs Notre Dame (3/19/81)
- 40, Danny Ainge vs Notre Dame (3/19/81)
- 40, Andy Toolson vs Clemson (3/15/90)
- 40, Gary Trost vs SMU (3/18/93)
- 39, Danny Ainge vs UCLA (3/14/81)
- 38, Danny Ainge vs Virginia (3/21/81)



# NIT records

## INDIVIDUAL SINGLE GAME

### POINTS

- 27, Dick Nemelka vs Temple (3/14/66)
- 23, Travis Hansen vs UC Irvine (3/14/02)
- 22, Fred Roberts vs Washington (3/10/82)
- 22, Russell Larson vs ASU (3/17/94)
- 21, Gary Hill vs NYU (3/19/66)
- 21, Craig Raymond vs NYU (3/19/66)
- 20, Tom Gneiting vs SMU (3/13/86)
- 20, Jeff Chatman vs California Irvine (3/18/86)
- 19, Terrell Lyday vs Southern Illinois (3/20/00)
- 17, Richie Webb vs Ohio State (3/21/86)
- 17, Travis Hansen at Memphis (3/20/02)
- 17, Mark Bigelow at Memphis (3/20/02)

### FIELD GOALS

- 10, Dick Nemelka vs Temple (3/14/66)
- 10, Craig Raymond vs NYU (3/19/66)
- 9, Jeff Chatman vs Calif. Irvine (3/18/86)
- 9, Russell Larson vs ASU (3/17/94)
- 8, Travis Hansen vs UC Irvine (3/14/02)
- 8, Terrell Lyday vs Southern Illinois (3/20/00)
- 7, Travis Hansen at Memphis (3/20/02)
- 7, Richie Webb vs SMU (3/13/86)
- 7, Jeff Chatman vs Ohio State (3/21/86)
- 7, Richie Webb vs Ohio State (3/21/86)
- 6, Steve Trumbo vs Washington (3/10/82)
- 6, Scott Sinek vs Washington (3/10/82)
- 6, Russell Larson vs Fresno State (3/22/94)
- 6, Mekeli Wesley vs Bowling Green (3/15/00)
- 6, Eric Nielsen vs Bowling Green (3/15/00)

### FIELD GOALS ATTEMPTED

- 20, Steve Kramer vs NYU (3/19/66)
- 19, Terrell Lyday vs Southern Illinois (3/20/00)
- 18, Dick Nemelka vs Temple (3/14/66)
- 18, Jeff Congdon vs Temple (3/14/66)
- 18, Jeff Chatman vs Calif. Irvine (3/18/86)
- 18, Jeff Chatman vs Ohio State (3/21/86)
- 16, Travis Hansen vs Memphis (3/20/02)
- 14, Terrell Lyday vs Notre Dame (3/22/00)
- 13, Travis Hansen vs UC Irvine (3/14/02)
- 12, Bob Capener vs SMU (3/13/86)
- 12, Tom Gneiting vs SMU (3/13/86)

### THREE-POINT FIELD GOALS

- 5, Terrell Lyday vs Bowling Green (3/15/00)
- 4, Daniel Bobik at Memphis (3/20/02)
- 3, Mark Bigelow vs UC Irvine (3/14/02)
- 3, Mark Bigelow at Memphis (3/20/02)
- 3, Robbie Reid vs ASU (3/17/94)
- 3, Michael Vranes vs Southern Illinois (3/20/00)
- 2, Robbie Reid vs Fresno State (3/22/94)
- 2, Randy Reid vs Fresno State (3/22/94)
- 2, Mekeli Wesley vs Notre Dame (3/22/00)
- 2, Michael Vranes vs Notre Dame (3/22/00)
- 2, Terrell Lyday vs Notre Dame (3/22/00)
- 2, John Allen vs Notre Dame (3/22/00)

### THREE-POINT FIELD GOALS ATTEMPTED

- 11, Terrell Lyday vs Notre Dame (3/22/00)

- 7, Robbie Reid vs ASU (3/17/94)
- 6, Robbie Reid vs Fresno State (3/22/94)
- 6, Terrell Lyday vs Bowling Green (3/15/00)
- 6, Terrell Lyday vs Southern Illinois (3/20/00)
- 6, Mark Bigelow vs UC Irvine (3/14/02)

### FREE THROWS

- 12, Fred Roberts vs Washington (3/10/82)
- 8, Steve Kramer vs Temple (3/14/66)
- 8, Tom Gneiting vs SMU (3/13/86)
- 7, Richie Webb vs Calif. Irvine (3/18/86)
- 7, Bob Capener vs Ohio State (3/21/86)
- 5, Dick Nemelka vs NYU (3/19/66)
- 6, Kenneth Roberts vs ASU (3/17/94)
- 6, Travis Hansen vs UC Irvine (3/14/02)

### FREE THROWS ATTEMPTED

- 12, Fred Roberts vs Washington (3/10/82)
- 11, Dick Nemelka vs Temple (3/14/66)
- 10, Jeff Chatman vs SMU (3/13/86)
- 10, Tom Gneiting vs SMU (3/13/86)
- 8, Richie Webb vs Calif. Irvine (3/18/86)
- 8, Bob Capener vs Calif. Irvine (3/18/86)
- 8, Bob Capener vs Ohio State (3/21/86)
- 8, Kenneth Roberts vs ASU (3/17/94)
- 7, Travis Hansen vs UC Irvine (3/14/02)
- 7, Craig Raymond vs NYU (3/19/66)
- 6, Randy Reid vs Fresno State (3/22/94)
- 6, Mark Bigelow vs UC Irvine (3/14/02)

### REBOUNDS

- 18, Craig Raymond vs NYU (3/19/66)
- 13, Tom Gneiting vs Calif. Irvine (3/18/86)
- 12, Tom Gneiting vs SMU (3/13/86)
- 11, Tom Gneiting vs Ohio State (3/21/86)
- 9, Russell Larson vs ASU (3/17/94)
- 9, Robbie Reid vs Fresno State (3/22/94)
- 9, Mekeli Wesley vs Southern Illinois (3/20/00)
- 7, Mekeli Wesley vs Bowling Green (3/15/00)
- 7, David Nielsen vs Bowling Green (3/15/00)

### ASSISTS

- 12, Matt Montague vs UC Irvine (3/14/02)
- 10, Matt Montague vs Southern Illinois (3/20/00)
- 8, Richie Webb vs Calif. Irvine (3/18/86)
- 8, Bob Capener vs Calif. Irvine (3/18/86)
- 8, Matt Montague vs Notre Dame (3/22/00)
- 6, Bob Capener vs SMU (3/13/86)
- 6, Robbie Reid vs Fresno State (3/22/94)
- 6, Nathan Cooper vs Bowling Green (3/15/00)
- 5, Steve Kramer vs Temple (3/14/66)
- 5, Gary Hill vs Temple (3/14/66)
- 5, Gary Hill vs NYU (3/19/66)
- 5, Matt Montague at Memphis (3/20/02)
- 5, Travis Hansen at Memphis (3/20/02)

### BLOCKED SHOTS

- 4, Greg Kite vs Washington (3/10/82)
- 3, Kenneth Roberts vs ASU (3/17/94)
- 2, Alan Pollard vs SMU (3/13/86)
- 2, Jeff Chatman vs Ohio State (3/21/86)

### STEALS


- 5, Richie Webb vs SMU (3/13/86)
- 4, Mark Bigelow at Memphis (3/20/02)
- 3, Travis Hansen vs UC Irvine (3/14/02)
- 3, Alan Pollard vs Calif. Irvine (3/18/86)
- 3, David Nielsen vs Bowling Green (3/15/00)
- 3, Michael Vranes vs Southern Illinois (3/20/00)

### MINUTES

- 40, Steve Trumbo vs Washington (3/10/82)
- 40, Richie Webb vs SMU (3/13/86)
- 40, Tom Gneiting vs SMU (3/13/86)
- 39, Robbie Reid vs Fresno State (3/22/94)
- 38, Tom Gneiting vs Ohio State (3/21/86)
- 38, Richie Webb vs Ohio State (3/21/86)
- 38, Robbie Reid vs ASU (3/17/94)
- 38, Terrell Lyday vs Notre Dame (3/22/00)
- 37, Bob Capener vs Calif. Irvine (3/18/86)
- 34, Michael Vranes vs Bowling Green (3/15/00)
- 34, David Nielsen vs Bowling Green (3/15/00)
- 34, Matt Montague vs UC Irvine (3/14/02)

## CAREER POINTS (1966-2002)

Steve Kramer	61
Dick Nemelka	57
Richie Webb	52
Tom Gneiting	48
Jeff Chatman	45
Terrell Lyday	42
Jeff Congdon	42
Travis Hansen	40
Mekeli Wesley	39
Bob Capener	38
Craig Raymond	36
Michael Vranes	37
Eric Nielsen	37
Russell Larson	35
Mark Bigelow	32



## INDIVIDUAL RECORDS

PLACE	CATEGORY	STAT	PLAYER
T-1st	Blocked Shots/single game:	14	Shawn Bradley, vs. E. Kentucky 12/07/90
4th	Blocked Shots/season	177	Shawn Bradley, 1991
19th	Free Throw Percentage/career	87.8	Michael Smith

## TEAM RECORDS

PLACE	CATEGORY	STAT	SEASON/OPPONENT
2nd	Free-throw percentage/season	81.5	1989
5th	Blocked Shots/season	246	1991
T-7th	Blocked Shots/game	17	vs. E. Kentucky, 12/07/90
14th	Blocked Shots/game avg.	7.24	1991
T-17th	Free-throw percentage/game	93.8	vs. Weber State, 12/28/00
19th	All-Time Victories	1427	
T-40th	All-Time Winning Percentage	.607	

## NCAA ANNUAL CHAMPIONS

Team Free Throw Percentage	81.5	1989
	77.3	1995
	78.0	2001
Individual Blocked Shot Average	5.21	Shawn Bradley, 1991
Individual Free-Throw Percentage	92.5	Michael Smith, 1989

## CURRENT HOME COURT WINNING STREAKS

36	BYU
29	Tennessee Tech
26	Gonzaga
23	McNeese St.
22	Oklahoma
20	Cincinnati

## NATION'S LONGEST RIVALRIES/CONSECUTIVE YEARS

101	Colombia vs. Yale	1902-2002
101	Princeton vs. Yale	1902-2002
100	Pennsylvania vs. Princeton	1903-2002
99	Columbia vs. Pennsylvania	1904-2002
99	Cornell vs. Pennsylvania	1904-2002
98	Maine vs. New Hampshire	1905-2002
97	Idaho vs. Washington St.	1906-2002
96	Kansas vs. Kansas St.	1907-2002
96	Kansas vs. Missouri	1907-2002
95	Kansas St. Nebraska	1908-2002
94	BYU vs. Utah	1909-2002

## MOST GAMES PLAYED (RIVALRY)

10th	BYU vs. Utah	232 games
------	--------------	-----------



## YEARS RANKED/HIGHEST RANKING

### A.P. POLL

YEAR	RANK
1950-51	11
1953-54	19
1955-56	5
1964-65	9
1965-66	6
1966-67	7
1970-71	20
1971-72	6
1972-73	12
1979-80	12
1980-81	15
1981-82	15
1987-88	4
1992-93	21

## FINAL REGULAR SEASON RANKINGS

1951	11th (AP)	10th (UPI)
1953	19th (AP)	
1957	14th (UPI)	
1965	9th (AP)	6th (UPI)
1966	19th (AP)	
1971	20th (AP)	11th (UPI)
1972	9th (AP)	9th (UPI)
1980	12th (AP)	12th (UPI)
1981	16th (AP)	17th (UPI)
1988	19th (AP)	17th (UPI)



# cumulative stats



Year	Gms	Minutes	FG	FGA	FG%	3 FG	3 FGA	3-FG%	FT	FTA	FT%	O-RB	D-RB	Total Reb.	RB Avg	PF	FO
1948-49	34		837						442	654	0.676					607	
1949-50	34		670	1977	0.339				420	668	0.629					563	
1950-51	<b>37</b>		920	<b>2611</b>	0.352				597	902	0.660			<b>1457</b>	39.4	709	25
1951-52	24		576	1756	0.328				299	482	0.620			901	37.5	442	15
1952-53	30		743		0.330				566		0.660			1392	46.4	558	22
1953-54	28		697		0.330				529		0.610			1335	47.7	539	9
1954-55	26		685	2104	0.326				522	808	0.646			1268	48.8	521	
1955-56	26		735	2032	0.362				536	770	0.696			1451	<b>55.8</b>	473	20
1956-57	28		688	1956	0.352				609	831	0.733			1230	43.9	508	18
1957-58	26		646	1731	0.373				405	650	0.623			1279	49.2	513	22
1958-59	26		751	1822	0.412				436	698	0.625			1402	53.9	470	22
1959-60	25		630	1653	0.381				416	613	0.679			1168	46.7	459	18
1960-61	26		736	1790	0.411				451	670	0.673			1255	48.3	524	
1961-62	26		725	1910	0.380				390	604	0.646			1293	49.7	530	
1962-63	26		745	1825	0.408				495	701	0.706			1273	49.0	596	
1663-64	25		775	1775	0.437				424	605	0.701			1220	48.8	508	
1964-65	28		<b>1014</b>	2122	0.478				611	825	0.741			<b>1457</b>	52.0	584	
1965-66	25		946	1898	0.498				496	693	0.720			1346	53.8	488	
1966-67	24		762	1550	0.492				436	644	0.678			1117	46.5	519	
1967-68	25		787	1803	0.436				490	720	0.681			1276	51.0	498	
1968-69	28		903	2029	0.445				519	785	0.661			1438	51.4	574	
1969-70	26		812	1859	0.437				472	718	0.657			1369	52.7	534	
1970-71	29		918	1933	0.475				565	805	0.702			1352	46.6	403	
1971-72	26		801	1659	0.483				526	736	0.715			1206	46.4	435	12
1972-73	26		822	1701	0.483				428	594	0.721			1240	47.7	365	
1973-74	26		788	1730	0.455				439	581	0.756			1137	43.7	492	12
1974-75	26		819	1725	0.475				424	613	0.692			1119	43.0	552	24
1975-76	26		805	1722	0.467				405	585	0.692			1162	44.7	572	31
1976-77	27		800	1706	0.469				413	571	0.723			1071	39.7	579	24
1977-78	30		957	1974	0.485				515	725	0.710			1126	37.5	640	<b>39</b>
1978-79	28		940	1778	0.529				501	717	0.699			1176	42.0	587	29
1979-80	29		955	1830	0.529				511	722	0.708			1224	42.2	543	21
1980-81	32		960	1954	0.491				600	840	0.714			1366	42.7	591	29
1981-82	30		697	1511	0.461				491	689	0.712			1118	37.2	507	14
1982-83	29		761	1652	0.461				492	687	0.716			1111	38.3	560	27
1983-84	31		896	1762	0.509				641	855	0.75			1076	34.7	624	17
1984-85	29		821	1773	0.463				533	789	0.676			1048	36.1	671	29
1985-86	32		897	1917	0.468				534	769	0.694			1171	36.6	654	22
1986-87	32		965	1972	0.489	127	318	0.399	577	773	0.746			1186	37.1	673	15
1987-88	32		976	1839	<b>0.531</b>	146	323	<b>0.452</b>	637	835	0.763			1160	36.3	597	15
1988-89	29		838	1675	0.500	135	359	0.376	527	647	<b>0.815</b>			968	33.4	574	14
1989-90	30		739	1482	0.499	140	311	0.450	492	684	0.719			925	30.8	584	21
1990-91	34		876	1796	0.488	121	303	0.399	581	825	0.704	348	811	1257	37.0	660	18
1991-92	32		877	1762	0.498	<b>214</b>	497	0.431	599	813	0.737	302	760	1176	36.8	621	20
1992-93	34	6875	948	1905	0.498	161	443	0.363	<b>697</b>	<b>909</b>	0.767	<b>405</b>	<b>837</b>	1324	38.9	<b>721</b>	15
1993-94	32	6453	876	1779	0.492	141	444	0.318	647	880	0.735	330	741	1185	37.0	691	21
1994-95	32	6481	809	1743	0.464	170	486	0.350	617	798	0.773	338	693	1124	35.1	601	22
1995-96	28	5602	802	1690	0.475	112	335	0.334	587	767	0.765	307	652	1061	37.9	599	
1996-97	26	5218	578	1453	0.398	99	379	0.261	292	453	0.645	246	483	824	31.7	505	18
1997-98	30	6081	589	1571	0.375	194	<b>638</b>	0.304	534	749	0.713	328	620	1060	35.3	638	
1998-99	28	5650	671	1487	0.451	176	474	0.371	491	677	0.725	254	659	913	32.6	585	28
1999-2000	33	6624	795	1725	0.461	192	515	0.373	546	784	0.696	299	819	1118	33.9	640	15
2000-2001	33	6600	744	1620	0.459	185	485	0.381	651	835	0.780	292	760	1052	31.9	691	23
2001-2002	30	6076	711	1514	0.470	170	428	0.397	523	688	0.760	265	735	1000	33.3	561	18

# cumulative stats



Year	PF	FO	Assts	TO	Blocks	Steals	Points	PPG	Wins	Loss	Win %	Conf. Wins	Conf. Loss	Conf., Place
1948-49	607						2116	58.8	21	13	0.618	12	8	4th, SC
1949-50	563						1760	55.0	22	12	0.647	14	6	1st, SC
1950-51	709	25	405				2416	65.3	<b>28</b>	9	0.757	<b>15</b>	5	1st, SC
1951-52	442	15	171				1451	60.4	14	10	0.583	9	5	2nd, SC
1952-53	558	22					2052	68.5	22	8	0.733	11	3	2nd, SC
1953-54	539	9					1923	68.6	18	11	0.621	9	5	3rd, SC
1954-55	521						1892	72.8	13	13	0.500	10	4	2nd, SC
1955-56	473	20					2006	77.2	18	8	0.692	10	4	2nd, SC
1956-57	508	18					1985	70.1	19	9	0.679	11	3	1st, SC
1957-58	513	22					1697	65.3	12	14	0.462	9	5	T2nd, SC
1958-59	470	22					1965	75.6	15	11	0.577	8	6	4th, SC
1959-60	459	18					1676	67.0	8	17	0.320	5	9	5th, SC
1960-61	524						1923	74.0	15	11	0.577	9	5	3rd, SC
1961-62	530						1834	70.5	10	16	0.385	5	9	
1962-63	596						1985	76.3	12	14	0.462	6	4	2nd, WAC
1963-64	508						1974	79.0	13	12	0.520	5	5	3rd, WAC
1964-65	584						2639	94.3	21	7	0.750	8	2	1st, WAC
1965-66	488						2388	<b>95.5</b>	20	<b>5</b>	0.800	6	4	2nd, WAC
1966-67	519						1960	81.7	14	10	0.583	8	2	T1st, WAC
1967-68	498						2064	85.6	13	12	0.52	4	6	T4th, WAC
1968-69	574						2325	83.0	16	12	0.571	6	4	T1st, WAC
1969-70	534						2096	80.6	8	18	0.308	4	10	7th, WAC
1970-71	403						2401	82.8	18	11	0.621	10	4	1st, WAC
1971-72	435	12					2128	81.8	21	<b>5</b>	0.808	12	2	1st, WAC
1972-73	365						2068	79.5	19	7	0.731	9	5	T2nd, WAC
1973-74	492	12					2015	77.5	11	15	0.423	6	8	6th, WAC
1974-75	552	24					2062	79.3	12	14	0.462	5	9	6th, WAC
1975-76	572	31	445				2015	77.5	12	14	0.462	6	8	T5th, WAC
1976-77	579	24	444				2013	74.6	12	15	0.444	4	10	7th, WAC
1977-78	640	<b>39</b>	565	475	70	168	2429	81.0	12	18	0.400	6	8	T4th, WAC
1978-79	587	29	540	489	97	172	2381	85.0	20	8	0.714	10	2	1st, WAC
1979-80	543	21	560	450	103	144	2421	83.5	24	<b>5</b>	<b>0.828</b>	13	<b>1</b>	1st, WAC
1980-81	591	29	542	476	117	157	2520	78.8	25	7	0.781	12	4	3rd, WAC
1981-82	507	14	450	444	90	127	1885	62.8	17	13	0.567	9	7	T4th, WAC
1982-83	560	27	445	394	133	173	2014	69.4	15	14	0.517	11	5	T1st, WAC
1983-84	624	17	495	444	75	196	2433	78.5	20	11	0.645	12	4	2nd, WAC
1984-85	671	29	438	364	64	183	2175	75.0	15	14	0.517	9	7	T3rd, WAC
1985-86	654	22	496	452	102	187	2328	72.8	18	14	0.563	11	5	4th, WAC
1986-87	673	15	540	423	109	201	2634	82.3	21	11	0.656	12	4	2nd, WAC
1987-88	597	15	597	442	86	205	2735	85.5	26	6	0.813	13	3	1st, WAC
1988-89	574	14	438	392	25	175	2338	80.6	14	15	0.483	7	9	5th, WAC
1989-90	584	21	467	369	47	191	2110	70.3	21	9	0.700	11	5	T1st, WAC
1990-91	660	18	565	473	<b>246</b>	175	2454	72.2	21	13	0.618	11	5	2nd, WAC
1991-92	621	20	564	451	94	219	2567	80.2	25	7	0.781	12	4	T1st, WAC
1992-93	<b>721</b>	15	<b>613</b>	<b>566</b>	127	214	<b>2754</b>	81.0	25	9	0.735	<b>15</b>	3	T1st, WAC
1993-94	691	21	482	474	108	219	2540	79.4	22	10	0.688	12	6	3rd, WAC
1994-95	601	22	498	448	99	225	2405	75.2	22	10	0.688	13	5	T2nd, WAC
1995-96	599		479	386	71	185	2303	82.3	15	13	0.536	9	9	5th, WAC
1996-97	505	18	316	425	53	147	1547	59.5	1	<b>25</b>	0.038	0	<b>16</b>	8th, WAC Mtn
1997-98	638		355	486	72	194	1906	63.5	9	21	0.300	4	10	6th, WAC Mtn
1998-99	585	28	359	484	87	188	2009	71.8	12	16	0.429	6	8	5th, WAC Pac
1999-2000	640	15	478	453	73	<b>236</b>	2328	70.5	22	11	0.667	7	7	6th, MWC
2000-2001	691	23	414	454	108	203	2324	70.4	24	9	0.727	10	4	T1st, MWC
2001-2002	561	18	420	412	92	158	2115	70.5	18	12	0.600	7	7	T4th, MWC

# coaching records

## CONFERENCE COACHING RECORDS

YEAR	COACH	CONF. FINISH	(REC.)	OVERALL	OFF.	DEF.	DIFF.	
2002	Steve Cleveland	T4th	MWC	7-7	18-12	70.5	65.0	+5.5
2001	Steve Cleveland	1st	MWC	10-4	24-9	70.4	62.7	+7.7
2000	Steve Cleveland	6th	MWC	(7-7)	22-11	70.5	63.8	+6.7
1999	Steve Cleveland	5th	WAC	(6-8)	12-16	71.8	73.4	-1.6
1998	Steve Cleveland	6th	WAC	(4-10)	9-21	63.5	69.8	-6.3
1997	Tony Ingle	16th	WAC	(0-16)	0-19	58.3	78.9	-20.6
1997	Roger Reid		WAC	(0-0)	1-6	62.9	80.3	-17.4
1996	Roger Reid	5th	WAC	(9-9)	15-13	82.3	78.4	+3.9
1995	Roger Reid	2nd	WAC	(13-5)	22-10	75.2	69.2	+6.0
1994	Roger Reid	3rd	WAC	(12-6)	22-10	79.4	74.4	+5.0
1993	Roger Reid	1st	WAC	(15-3)	25-9	81.0	71.9	+9.1
1992	Roger Reid	1st	WAC	(12-4)	25-7	80.2	69.6	+10.6
1991	Roger Reid	2nd	WAC	(11-5)	21-13	72.2	68.7	+3.5
1990	Roger Reid	1st	WAC	(11-5)	21-9	70.3	65.7	+4.6
1989	Ladell Andersen	5th	WAC	(7-9)	14-15	80.6	80.1	+0.5
1988	Ladell Andersen	1st	WAC	(13-3)	26-6	85.5	76.2	+9.3
1987	Ladell Andersen	2nd	WAC	(12-4)	21-11	82.3	77.2	+5.1
1986	Ladell Andersen	4th	WAC	(11-5)	18-14	72.8	70.6	+2.2
1985	Ladell Andersen	3rd	WAC	(9-7)	15-14	75.0	74.4	+0.6
1984	Ladell Andersen	2nd	WAC	(12-4)	20-11	78.5	75.0	+3.5
1983	Frank Arnold	1st	WAC	(11-5)	15-14	69.5	66.2	+3.3
1982	Frank Arnold	4th	WAC	(9-7)	17-13	62.8	58.4	+4.4
1981	Frank Arnold	3rd	WAC	(12-4)	25-7	78.8	71.1	+7.7
1980	Frank Arnold	1st	WAC	(13-1)	24-5	83.5	72.5	+11.0
1979	Frank Arnold	1st	WAC	(10-2)	20-8	85.0	76.6	+8.4
1978	Frank Arnold	4th	WAC	(6-8)	12-18	81.0	83.2	-2.2
1977	Frank Arnold	7th	WAC	(4-10)	12-15	74.6	75.1	-0.5
1976	Frank Arnold	5th	WAC	(6-8)	12-14	77.5	83.9	-6.4
1975	Glenn Potter	6th	WAC	(5-9)	12-14	79.3	80.3	-1.0
1974	Glenn Potter	6th	WAC	(6-8)	11-15	77.5	83.9	-6.4
1973	Glenn Potter	2nd	WAC	(9-5)	19-7	79.5	74.6	+4.9
1972	Stan Watts	1st	WAC	(12-2)	21-5	81.8	74.1	+7.7
1971	Stan Watts	1st	WAC	(10-4)	18-11	82.8	79.1	+3.7
1970	Stan Watts	7th	WAC	(4-10)	8-18	80.7	84.1	-3.4
1969	Stan Watts	1st	WAC	(6-4)	16-12	83.0	80.7	+2.3
1968	Stan Watts	4th	WAC	(4-6)	13-12	82.6	78.2	+4.4
1967	Stan Watts	1st	WAC	(8-2)	14-10	81.7	76.1	+5.6
1966	Stan Watts	2nd	WAC	(6-4)	20-9	95.5	82.9	+12.6
1965	Stan Watts	1st	WAC	(8-2)	21-7	94.3	84.1	+10.2
1964	Stan Watts	3rd	WAC	(5-5)	13-12	79.0	80.2	-1.2
1963	Stan Watts	2nd	WAC	(6-4)	12-14	77.1	78.3	-1.2
1962	Stan Watts	4th	MSC	(5-9)	10-16	70.5	74.9	-4.4
1961	Stan Watts	3rd	MSC	(9-5)	15-11	73.9	71.9	+2.0
1960	Stan Watts	5th	MSC	(5-9)	9-17	67.0	75.1	-8.1
1959	Stan Watts	4th	MSC	(8-6)	15-11	75.5	71.2	+4.3
1958	Stan Watts	2nd	MSC	(9-5)	13-13	65.3	66.7	-1.4
1957	Stan Watts	1st	MSC	(11-3)	19-9	70.7	67.1	+3.6
1956	Stan Watts	2nd	MSC	(10-4)	18-8	77.2	67.0	+10.2
1955	Stan Watts	2nd	MSC	(10-4)	13-13	72.7	71.0	+1.7
1954	Stan Watts	2nd	MSC	(9-5)	18-11	68.6	64.8	+3.83
1953	Stan Watts	2nd	MSC	(11-3)	22-8	69.2	56.2	+13.0
1952	Stan Watts	2nd	MSC	(9-5)	14-10	60.4	58.8	+1.6
1951	Stan Watts	1st	RMC	(15-5)	28-8	65.3	55.7	+9.6
1950	Stan Watts	1st	RMC	(14-6)	22-12	55.0	49.9	+5.1

WAC=Western Athletic Conference; MSC=Mountain State Conference;  
RMC=Rocky Mountain Conference

## MARRIOTT CENTER W/L RECORDS


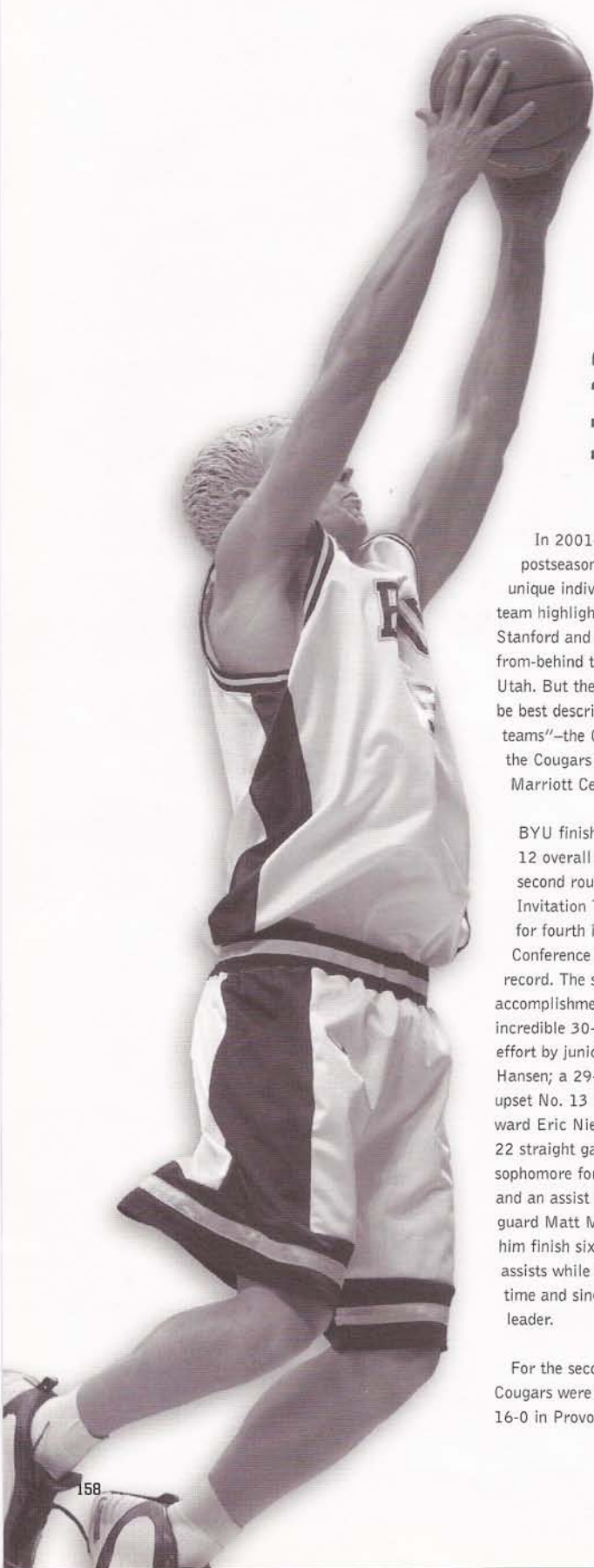
YEARS	HEAD COACH	W/L	PCT.
1971-72	Stan Watts	12-0	1.000
1972-73	Glenn Potter	11-3	.786
1973-74	Glenn Potter	6-4	.600
1974-75	Glenn Potter	9-6	.533
1975-76	Frank Arnold	7-5	.583
1976-77	Frank Arnold	6-6	.500
1977-78	Frank Arnold	9-4	.692
1978-79	Frank Arnold	14-0	1.00
1979-80	Frank Arnold	12-2	.857
1980-81	Frank Arnold	13-0	1.00
1981-82	Frank Arnold	11-5	.688
1982-83	Frank Arnold	9-6	.600
1983-84	Ladell Andersen	14-1	.933
1984-85	Ladell Andersen	9-5	.643
1985-86	Ladell Andersen	12-4	.750
1986-87	Ladell Andersen	10-4	.786
1987-88	Ladell Andersen	16-2	.889
1988-89	Ladell Andersen	10-5	.667
1989-90	Roger Reid	15-0	1.00
1990-91	Roger Reid	10-6	.625
1991-92	Roger Reid	14-1	.933
1992-93	Roger Reid	13-1	.929
1993-94	Roger Reid	14-2	.875
1994-95	Roger Reid	14-0	1.000
1995-96	Roger Reid	11-4	.733
1996-97	Roger Reid	1-4	.143
1996-97	Tony Ingle	0-9	.000
1997-98	Steve Cleveland	4-10	.286
1998-99	Steve Cleveland	9-5	.643
1999-00	Steve Cleveland	14-2	.875
2000-01	Steve Cleveland	15-0	1.000
2001-02	Steve Cleveland	16-0	1.000
	<b>Total</b>	<b>340-106</b>	<b>.762</b>

## BYU COACHING RECORDS

YEARS	HEAD COACH	WON	LOST	PCT.
1905-08	C.T. Teetzel	22	6	.786
1908-10	Fred Bennion	16	6	.727
1910-11	Henry Rose	7	0	1.000
1911-20	E.L. Roberts	58	20	.744
1920-25	Alvin Twitchell	50	20	.714
1925-27	E.L. Roberts	16	19	.457
	Roberts Overall	74	39	.655
1927-35	G. Ott Romney	152	81	.652
1935-36	Edwin R. Kimball	17	10	.630
1936-38	Fred "Buck" Dixon	25	23	.521
1938-41	Edwin R. Kimball	43	29	.597
	Kimball Overall	60	39	.606
1941-49	Floyd Millet	105	77	.577
1949-72	Stan Watts	372	254	.594
1972-75	Glenn Potter	42	36	.538
1975-83	Frank Arnold	137	94	.593
1983-89	Ladell Andersen	114	71	.616
1989-96	Roger Reid	152	77	.664
1996-97	Tony Ingle	0	19	.000
1997-02	Steve Cleveland	85	69	.552
	<b>OVERALL</b>	<b>1,427</b>	<b>922</b>	<b>.607</b>

# 2001-2002 SEASON REVIEW





## 2001-2002 SEASON IN REVIEW

In 2001-02 BYU earned its third consecutive postseason tournament berth and featured several unique individual accomplishments and some key team highlights, including a win over No. 13 Stanford and a dramatic come-from-behind triumph over rival Utah. But the 2001-02 season may be best described as "a tale of two teams"—the Cougars at home and the Cougars away from the Marriott Center.

BYU finished the season at 18-12 overall and advanced to the second round of the National Invitation Tournament after tying for fourth in the Mountain West Conference with a 7-7 league record. The season's individual accomplishments included an incredible 30-point, 17-rebound effort by junior guard Travis Hansen; a 29-point performance to upset No. 13 Stanford by senior forward Eric Nielsen; a BYU record 22 straight games with a trey by sophomore forward Mark Bigelow; and an assist display by senior point guard Matt Montague that helped him finish sixth in the nation in assists while becoming BYU's all-time and single-season assist leader.

For the second year in a row the Cougars were perfect at home going 16-0 in Provo. This feat, together


with a 15-0 home record from 2000-01 and part of the 1999-00 season has earned the Cougars the longest home winning streak in the nation at 36 games. Big home victories in 2001-02 included wins

### 2001-2002 GAME RESULTS

DATE	OPPONENT	SCORE	ATTEND
11/17/01	at University of San Diego	W 70-59	2315
11/24/01	Arizona State	W 82-70	6228
11/28/01	at UC Santa Barbara	L 58-68	3608
12/01/01	at Utah State	LOT 81-90	10270
12/05/01	Weber State	W 65-47	5948
12/08/01	Creighton	W 61-52	6072
12/12/01	Fort Lewis	W 101-53	3881
12/15/01	Idaho	W 70-48	5003
12/22/01	vs Stanford	W 81-76	9601
12/27/01	Cal State Northridge	W 84-70	8632
12/29/01	Southern Utah	W 79-58	10266
01/02/02	San Francisco	W 65-51	8453
01/05/02	at Pepperdine	LOT 79-82	3378
* 01/12/02	San Diego State	W 75-64	19411
* 01/15/02	UNLV	W 60-47	8978
* 01/19/02	at New Mexico	L 58-73	17046
* 01/21/02	at Air Force	L 64-74	1581
* 01/28/02	at Utah	L 66-71	14517
* 02/02/02	Wyoming	W 85-70	10121
* 02/04/02	Colorado State	W 57-52	8325
* 02/09/02	at UNLV	L 70-73	11733
* 02/11/02	at San Diego State	L 73-77	5752
* 02/16/02	New Mexico	W 68-62	7103
* 02/18/02	Air Force	W 67-51	7736
* 02/23/02	Utah	W 63-61	15628
* 02/28/02	at Wyoming	L 60-76	11189
* 03/02/02	at Colorado State	LOT 75-79	2587
03/07/02	vs San Diego State	L 51-62	11621
03/14/02	U.C. Irvine	W 78-55	6288
03/20/02	at Memphis	L 69-80	7201

\* Denotes Mountain West Conference Games





over Utah, Creighton and San Diego State, all of which made it to the NCAA's "big dance" at season's end. The Cougars also beat NIT bound teams such as New Mexico, UNLV, Wyoming, and Arizona State at home.

In the last regular season home game of their careers, seniors Montague and Nielsen combined to create an unforgettable comeback that led to a 63-61 victory over rival Utah at the Marriott Center. With 1:18 left in the game, Montague hit a three-pointer to bring BYU within one, 61-60. The Marriott Center crowd of 15,628 erupted. Then Montague made a record-setting assist to Nielsen, who finished the play by hitting an eight-foot jumper to give the Cougars their first lead of the game, 62-61, with 25 seconds remaining. The assist tied Montague with BYU legend Danny Ainge for the all-time career record for assists and added more lore to the tradition of Marriott Center magic. BYU victory looked very doubtful in the first half as the Cougars trailed 43-26 at the break. Early scores by Utah in the second half pushed the lead to 21, 47-26, but BYU then went on a 24-5 run to make it 52-50 with 7:26 remaining.

Despite being in every game, including three overtime defeats, BYU finished the season with a 2-12 record away from home. The Cougars opened the season with a win at the University of San Diego but mustered only one other road win the rest of the way. That win, however, was perhaps the team's biggest of the season as the Cougars defeated national powerhouse Stanford at the Las Vegas Showdown on December 22. The Cougars were carried by the hot hand of Nielsen, who shot the lights out and ended the game with a career-best 29 points. The win came in the middle of an eight-game winning streak, which was the longest of the season.

BYU became the first Cougar team to win every conference game at home while dropping each league contest on the road. After advancing to the title game at the MWC Tournament in Las Vegas the prior two seasons, BYU had its string of consecutive appearances in the championship game snapped in the first round by San Diego State. The Aztecs went on to beat UNLV in the championship to earn the MWC Tournament crown.

The Cougars' made their third consecutive postseason tournament appearance and their second NIT bid in the past three years. BYU beat UC Irvine 78-55 in Provo to advance to the second round of the NIT but the Cougar's road woes continued in a second-round loss at Memphis. The Tigers eventually won the NIT title, beating South Carolina 72-62.

The Cougars top scorer of the year was forward Travis Hansen with 15.6 ppg. Hansen also led the Cougars in rebounding at 6.2 boards per game. His best performance came in an overtime loss to Pepperdine where he recorded career highs of 30 points and 17 boards. Hansen was named MWC Player of the Week for his efforts in Malibu. He was named Second Team All-MWC at season's end.

Another bright spot for the Cougars was the emergence of freshman center Jared Jensen. He was named MWC Co-Freshman of the Year along with Jason Straight of Wyoming. Jensen finished the season with an 8.6 ppg average and was solid in the middle for the Cougars. His best game came at Air Force when he scored a team-high 20 points while pulling down seven boards and recording two steals.

Montague passed BYU Hall-of-Famer Danny Ainge as the school's all-team assists leader. Montague holds the top spots in almost all assist categories including total assists/career-565, total assists/season-212, assists by average/career- 4.67, and assists by average/season- 7.3. Montague dished out 15 assists twice, which puts him in second place on the single-game assist record behind Mike May, who had a 16-assist game in 1976.

Bigelow scored 31 points in a win over Arizona State and set the school record for consecutive games with a three pointer at 22 when he connected from behind the arc against UNLV. The 22-game span dated back to his freshman year. The previous record was 21 games held by former Cougar Terrell Lyday. Lyday's mark of 21 games remains the single season record.

Seniors Montague and Nielsen finished the year with solid seasons as Nielsen was third on the team in scoring at 10.0 ppg and second in rebounds at 5.1, while Montague averaged 6.2 points, 4.2 rebounds and 7.2 assists. As a team, BYU shot 47 percent from the floor, including 39.7 percent on threes, and continued to be among the nation's top free throw shooting teams at 76 percent. The Cougars outscored their opponents 70.5 to 65.0 and held the opposition to 42.4 percent shooting from the floor and 30.6 percent from behind the arc.

## 2001-2002 PLAYER HONORS

### TRAVIS HANSEN

All-MWC Second Team  
MWC Player of the Week (Jan. 7)  
Coaches - Most Outstanding Player

### MATT MONTAGUE

Honorable Mention All-MWC  
Coaches - Most Inspirational Player  
Single-Season Assist Record - 217  
Career Assist record - 570  
Team Captain

### ERIC NIELSEN

Honorable Mention All-MWC  
MWC Player of the Week (Dec. 24)  
Coaches - Best Defender  
Coaches - Academic Athlete  
Academic All-MWC  
Team Captain

### MARK BIGELOW

Honorable Mention All-MWC  
Coaches - Coaches Award

### JARED JENSEN

MWC Co-Freshman of the Year  
Academic All-MWC  
Coaches - Newcomer of the Year

### JON CARLISLE

Academic All-MWC

### JIMMY BALDERSON

Academic All-MWC

### DAN HOWARD

Coaches - Most Improved Player

### BART JEPSEN

Coaches - Academic Athlete

### TERRY NASHIF

Coaches - Academic Athlete

### RICKY BOWER

Coaches - Academic Athlete

### GIFFORD NIELSEN

Coaches - Academic Athlete



# 31

## MATT MONTAGUE

6-0, 190, G

Louisville, Kentucky


**CAPSULE:** An experienced floor-leader and outstanding ball handler, Matt Montague completed his college career as BYU's all-time assist leader and single-season assist record holder ... An extremely durable player, he played in all 122 games over his four-year career at BYU, including 87 starts, and led the team in assists during each of his four seasons ... A hard-nosed competitor, he sees the floor well and is a great transition passer ... He was a Mountain West Conference honorable mention selection as a senior when he led the league in assists, finishing tied for sixth in the nation with 7.2 assists per game ... Prior to serving an LDS church mission, Montague was a freshman member of the 1996-97 BYU team that finished 1-25 ... In his three seasons under Coach Steve Cleveland, Montague helped the Cougars to a combined 64-32 record and three postseason berths ... His career averages at BYU were 4.2 points, 4.7 assists and 2.9 rebounds.

**SENIOR (2001-2002):** Montague started all 30 games and was named honorable mention All-MWC in 2002 ... Montague was a workhorse as a senior, hardly ever coming out of the game. He averaged a team-leading 37.0 minutes per game and played 40 or more minutes in 10 games, including a full 45 in two of the three overtime games. He played 39 minutes in an additional six games ... He was tied for sixth nationally in assists with Pittsburgh's Brandin Knight at 7.2 apg. He became BYU's all-time assist leader (570), passing Danny Ainge at Wyoming, and set a new BYU single-season assist (217) passing Nate Call ... Montague led the MWC in assists and assist/turnover ratio. He was 10th in defensive rebounds, tied for 8th in steals, and 17th in rebounding ... He averaged a MWC-best 7.2 assists (tied for 6th nationally) and had two of the nation's top assist games. He had 15 assists vs. Wyoming and Idaho - the most assists by a Cougar since Mike May's school record of 16 vs. Niagara in 1976. He passed Danny Ainge at Wyoming as BYU's all-time assist leader ... He recorded double-digit assists in back-to-back games for the first time in his career, with 15 (vs. Wyo.) and 11 (vs. CSU). After his 12 assists vs. UCI, he had 10 or more assists in seven games as a senior and 10 times overall in his career. He had a season-low 3 assists at Wyoming. Ironically, it was the same

game he set the career assist record at BYU, surpassing Danny Ainge ... He reached double figures points in six games in 2001-2002, including a season-high 13 points (vs. AFA, at Utah) ... He averaged career highs of 6.2 ppg, 7.2 apg and 4.2 rpg.

**JUNIOR (2000-2001):** Played in all 33 games, including 12 starts while averaging 2.2 points, 1.8 rebounds and a team-best 2.9 assists ... had a team-high 97 assists ... career-best season shooting percentages from the floor

(.408), on threes (.444) and the line (.742) ... started the first seven games before Trent Whiting's debut and started three of the last five games of the year as the Cougars won the MWC regular season and tournament titles ... made a big steal and hit three free throws after being fouled as the clock expired to end the first half at AFA ... hit a three at the first half buzzer vs. AFA at the MWC tournament ... took only 16 shots in the 14 MWC games ... started the year making his first eight shots, including 5-5 on threes ... nearly tripled the number of threes he made from the prior season, going 8-18 after shooting 3-12 as a sophomore ... had season-highs of 6 rebounds and 9 assists with 2 steals vs. TAMCC ... had a game-high 3 assists vs Idaho and a game-high 7 assists vs USA ... had 7 points, 2 rebounds, game-high 5 assists, 1 steal in 18 minutes at Weber State ... his lone steal vs. WSU was taken from WSU star Jermaine Boyette and set up a Travis Hansen hammer dunk to finally pull BYU even at 46-46 - BYU did not trail the rest of the way ... had 5 assists and his first-ever block vs. Boise St. ... had 4 points, 3 rebounds, 3 assists, career-high 5 steals vs. SUU ... played all 40 minutes vs. Rice ... had 8 points, 3 rebounds vs. FIU ... had 3 rebounds and 3 assists at ASU ... had a season-high 12 points with 6 assists at USF ... had 9 points, 3 rebounds, 7 assists in 33 minutes vs. UCSB ... had 6 points, 4 rebounds, 8 assists (no turnovers), 3 steals in team-high 30 minutes vs. Elon College, going 2-2 from the floor, both three pointers, marking the first time he had made two threes in a game during his career ... wasn't able to participate in preseason conditioning fully because of a flair up of an Achilles injury.



### CAREER HIGHS:

POINTS: 15 vs. SMU  
 FG MADE: 6 vs. TCU, at Utah  
 FG ATT: 12 vs. SDSU  
 FG%: 1.000 (4-4) vs. AFA  
 3FG MADE: 3 vs. AFA  
 3FG ATT: 5 at Utah  
 3FG%: 1.000 (3-3) vs. AFA  
 FT MADE: 8 vs. Stanford  
 FT ATT: 12 vs. CS Fullerton  
 FT %: .875 (7-8) at San Diego  
 REB: 10 vs. Tulsa  
 ASSISTS: 15 v. Idaho, Wyoming  
 STEALS: 5 vs. SUU, USF  
 BLOCKS: 1 vs. Boise State  
 MINUTES: 45 at Pepp., at CSU



## MONTAGUE SETS BOTH CAREER AND SINGLE-SEASON ASSIST RECORDS

Matt Montague passed Nate Call as BYU's single-season assist record holder with his fifth assist vs. UC Irvine. He went on to dish out 12 assists vs. UC Irvine in BYU's 2002 NIT victory. He finished 2002 with 217 assists. Earlier at Wyoming, Montague surpassed Danny Ainge to become BYU's all-time assist leader. He broke a tie with Ainge on his first assist (a bucket by Eric Nielsen) vs. the Cowboys. Montague is also BYU's leader in career average (4.67), just ahead of Ainge, and single-season average (7.2 apg was sixth nationally in 2002). Montague also dished out 15 assists in a game twice in 2002, just one off the BYU mark of 16 set by Mike May in 1976.

### TOTAL ASSISTS - CAREER

1. Matt Montague	570
2. Danny Ainge	539
3. Nathan Call	528
4. Marty Haws	502

### TOTAL ASSISTS - SEASON

1. Matt Montague (2002)	217
2. Nathan Call (1992)	204
3. Nathan Call (1991)	164
4. Danny Ainge (1978)	158

### ASSISTS IN A GAME

1. Mike May (1976)	16
2. Matt Montague (2002)	15 (twice)

### ASSISTS AVERAGE - CAREER

1. Matt Montague	4.67
2. Danny Ainge	4.57
3. Nathan Call	4.09

### ASSISTS AVERAGE - SEASON

1. Matt Montague (2002)	7.2
2. Nathan Call (1992)	6.4
3. Danny Ainge (1978)	5.3

**SOPHOMORE (1999-2000):** Totaled a team-leading 125 assists (3.8 apg) ... started in 19 of 33 games at the point, including the first 12 games ... averaged 3.0 points and 2.6 rebounds ... had a season-high 10 assists vs. Southern Illinois; 8 assists and 6 points (3-6 FG) at Notre Dame and 6 points, 3 assists vs. Bowling Green in the NIT ... had 7 points, matched season-best 6 rebounds, with 4 assists vs. SDSU ... had 6 points, 2 rebounds, 2 assists and 2 steals in 20 minutes vs. AFA ... made his third trey of the year at Utah, scoring 5 points with 3 assists ... took season-high 7 shots and had season-best 9 points with 6 assists at AFA ... had 5 assists, 5 rebounds vs. CSU and 7 points vs. Wyoming ... totaled 6 points and 7 assists at UNLV ... was limited to 10 minutes (Achilles) against UC Irvine without an assist (one of three games with no assists) ... made three clutch free throws down the stretch in win at UCSB ... had 2 points, 4 rebounds and 8 assists in team- and personal season-high 41 minutes at Florida International ... had 4 assists and shared team-high 5 rebounds with Mekeli Wesley at South Alabama ... returned after receiving stitches above his eye to lead BYU on a 14-1 run in win vs. Arizona State ... had a season-high 9 assists vs. Weber State while helping hold Wildcat guard (now NBA) Eddie Gill to 2-14 shooting ... after returning from his mission, he averaged seven points during BYU's 1999 summer trip to Europe.

**FRESHMAN (1996-1997):** Scored 6.2 points per game as the starting point guard his freshman year before leaving to serve an LDS Church mission to England ... started all games ... had four steals vs. Penn State ... scored 13 points and had 11 assists at Weber State ... 10 points and 10 assists vs. SDSU ... led team in scoring, rebounding, and assists vs. Tulsa ... his 131 assists ranked 10th-best for a Cougar season ... selected as the winner of the team's Dish Award, Mr. Hustle, Best Defensive Player and the Geneva Steel Man.

**BEFORE BYU:** Prepped at Male High where he lettered four times in basketball, twice in baseball and once in soccer ... member of National Honor Society ... first-team all-state, all-region, all-district, All-King of Bluegrass Tourney ... back-to-back MVP of the Louisville Invitational Tourney in leading his team to the title both years ... played in the Derby Classic and in the Kentucky-Indiana All-Star game ... was the Voice-Tribune co-player of the year ... averaged 12.7 points, 5.6 assists and 3.5 rebounds per game ... had 1,155 points and 495 assists in his prep career ... coached by Maurice Payne.

**PERSONAL:** Born February 1978 in Louisville, Ky. ... parents are Michael and Carolyn ... served a two-year mission for the Church of Jesus Christ of Latter-day Saints to England ... likes golf ... recruited by Utah and BYU ... communications/public relations major.



### MONTAGUE CAREER TOTALS

	TOTAL			3-PTS			REBOUNDS						PP-FO		A	AVG.	TO	BLK	STL	PTS	AVG			
	G-GS	MIN	AVG.	FG	FGA	PCT	3FG	FGA	PCT	FT	FTA	PCT	OFF	DEF								TOT	AVG	PP-FO
1996-1997	26-26	962	37.0	60	158	.380	12	44	.273	28	45	.622	15	66	81	3.1	55-0	131	5.0	104	0	26	160	6.2
1999-2000	33-19	750	22.7	32	80	.400	3	12	.250	32	48	.667	13	72	85	2.6	37-0	125	3.8	67	0	24	99	3.0
2000-2001	33-12	657	19.9	20	49	.408	8	18	.444	23	31	.742	4	54	58	1.8	30-0	97	2.9	47	1	32	71	2.2
2001-2002	30-30	1111	37.0	60	142	.423	15	48	.313	52	71	.732	14	112	126	4.2	50-0	217	7.2	82	0	42	187	6.2
<b>Total</b>	<b>122-87</b>	<b>3480</b>	<b>28.5</b>	<b>172</b>	<b>429</b>	<b>.401</b>	<b>38</b>	<b>122</b>	<b>.311</b>	<b>135</b>	<b>195</b>	<b>.692</b>	<b>46</b>	<b>304</b>	<b>350</b>	<b>2.9</b>	<b>172-0</b>	<b>570</b>	<b>4.7</b>	<b>300</b>	<b>1</b>	<b>124</b>	<b>517</b>	<b>4.2</b>



# 25

## ERIC NIELSEN

6-9, 215, F  
Fremont, Calif.

**CAPSULE:** A four-year starter, Nielsen played a crucial role on the 2001-2002 Cougar squad as the only returning starter from the 2000-2001 NCAA team... Nielsen was selected as a team captain for both his junior and senior years ... An intelligent player with a great mid-range jumper, Nielsen finished his career with a 54.1 field goal percentage (354/655) and 35.1 percent three point field goal percentage (20/51) ... Prior to serving an LDS-church mission, Nielsen was a freshman member of the 1996-97 BYU team that finished 1-25 ... In his three seasons under Coach Steve Cleveland, Nielsen helped the Cougars to a combined 64-32 record and three postseason berths ... He averaged 7.4 ppg and 4.2 rpg in his career at BYU.

**SENIOR (2001-2002):**Nielsen started 29 of 30 games in the 2001-2002 season, missing his only start against Air Force due to illness ... saw extended playing time in his senior campaign, averaging 32 minutes per game. He played 37 or more minutes in 11 games and played the second most minutes on the team behind point guard Matt Montague ... was third on the team in scoring (10.0 ppg), second in rebounding (5.1 rpg) and led the team in blocks (0.8 bpg) ... recorded double figure points in 18 games in 2001-2002, including a career-high 29 against Stanford ... shot a career best .444 percentage on three point field goals (12/27) to lead the team while shooting .502 overall from the floor ... a clutch performer, two of Nielsen's strongest performances on the season came in two of BYU's biggest games. Nielsen hit the game-winning jumper vs. Utah to cap a 21-point comeback. Against nationally-ranked Stanford, Nielsen scored a career-high 29 points, taking a career-high 16 attempts and making a new-best 11 shots to lead the Cougars to victory ... he had a double-double (11 pts, 11 rbs) vs. SDSU at the MWC Tournament. He also tied a career high with 3 blocks against SDSU ... an Academic All-MWC and a Cougar Club Scholar Athlete, Nielsen was named to the 2002 Verizon Academic All-District VIII team ... averaged career highs of 10.0 ppg and 5.1 rpg for the 2001-2002 season while earning honorable

### CAREER HIGHS:


POINTS: 29 vs. Stanford  
FG MADE: 11 vs. Stanford  
FG ATT: 16 vs. Stanford  
FG%: 1.000 (6-6) (twice)  
3FG MADE: 2 (three times)  
3FG ATT: 5 at Utah  
3FG%: 1.000 (2-2) Stanford, at UNM  
FT MADE: 7 vs. SUU  
FT ATT: 8 (twice)  
FT %: 1.000 (5-5) vs. Stanford  
REB: 13 vs. S. Alabama  
ASSISTS: 4 at Utah  
STEALS: 3 (twice)  
BLOCKS: 3 (three times)  
MINUTES: 41 at Pepperdine

mention  
All-MWC  
recognition.

**JUNIOR (2000-2001):**Nielsen was fourth on the team in scoring (6.2) and second in rebounding (3.8) ... started in 28 of 33 games ... had seven double-digit scoring games ... had a season-high 16 points at Utah, going 6-6 from the field – his

career high is 17 points, which he recorded against Utah in the 2000 MWC tournament ... had his first career double-double with 10 points and a career-high 13 rebounds vs. South Alabama ... led the team in rebounding in seven games ... shot a team-best 61 percent from the floor – the third-best season percentage in school history.

**SOPHOMORE (1999-2000):**Nielsen averaged 5.8 points (fifth on the team) and 4.1 rebounds (third on the team) ... made a team-best 57.8 percent of his field goal attempts ... started 28 of 33 games ... after scoring 10 and 12 points in the first two games of the year, he went 14 straight outings without reaching double digits until scoring 10 points in back-to-back games vs. CSU and at AFA ... had eight double-digit games, including three of the last five ... in NIT games, had 6 points at Notre Dame, 10 points on 5-6 shooting vs. Southern Illinois and 13 points on perfect 6-6 shooting vs. Bowling Green ... set career-highs with 11 rebounds vs. UNM and 17 points vs. Utah during MWC tournament ... averaged 12.5 points and 10 rebounds in the two MWC tournament wins ... had 11 points in 22 minutes vs. UNLV and only one foul after having fouled out of the previous three games ... had a then career-best 9 rebounds and scored 10 points on 4-5 shooting at AFA ... was held scoreless in two games (Wyoming and Utah State) ... married BYU All-American volleyball ball



## NIELSEN 2001-02 GAME-BY-GAME

OPPONENT	DATE	GS	MIN	TOTAL			3-PTS			FT	FTA	PCT	REBOUNDS		PF	FO	A	TO	BLK	STL	PTS	AVG		
				FG	FGA	PCT	3FG	3FGA	PCT				OFF	DEF									TOT	AVG
at Univ. of San Diego	11-17-01	*	38	3	7	.429	0	0	.000	2	2	1.000	1	6	7	7.0	2	0	2	0	8	8.0		
Arizona State	11/24/01	*	38	8	11	.727	0	0	.000	3	5	.600	4	2	6	6.5	3	0	1	2	0	2	19	13.5
at UC Santa Barbara	11-28-01	*	24	1	4	.250	0	1	.000	1	1	1.000	2	2	4	5.7	4	0	1	5	0	1	3	10.0
at Utah State	12/1/01	*	30	5	8	.625	0	0	.000	4	4	1.000	1	3	4	5.3	4	0	0	1	0	0	14	11.0
Weber State	12-05-01	*	35	6	10	.600	1	1	1.000	1	2	.500	0	8	8	5.8	3	0	2	2	0	0	14	11.6
Creighton	12/8/01	*	36	4	8	.500	0	0	.000	1	3	.333	1	4	5	5.7	1	0	2	2	0	0	9	11.2
Fort Lewis	12/12/01	*	19	2	3	.667	0	0	.000	0	0	.000	2	2	4	5.4	3	0	2	2	0	0	4	10.1
Idaho	12/15/01	*	25	1	2	.500	0	0	.000	0	0	.000	0	4	4	5.3	0	0	1	0	0	0	2	9.1
vs Stanford	12/22/01	*	38	11	16	.688	2	2	1.000	5	5	1.000	2	4	6	5.3	4	0	2	3	0	0	29	11.3
Cal State Northridge	12/27/01	*	34	2	7	.286	0	0	.000	1	1	1.000	0	6	6	5.4	3	0	0	0	0	0	5	10.7
Southern Utah	12/29/01	*	25	3	3	1.000	0	0	.000	0	0	.000	2	2	4	5.3	4	0	1	3	2	0	6	10.3
San Francisco	01/02/02	*	37	5	8	.625	0	0	.000	2	3	.667	1	7	8	5.5	3	0	3	1	2	0	12	10.4
at Pepperdine	1/5/02	*	41	5	11	.455	0	1	.000	0	2	.000	3	0	3	5.3	4	0	0	4	0	0	10	10.4
San Diego State	01/12/02	*	23	3	5	.600	0	0	.000	5	6	.833	1	2	3	5.1	4	0	1	0	1	0	11	10.4
UNLV	01/15/02	*	33	5	6	.833	0	0	.000	1	1	1.000	0	4	4	5.1	4	0	0	5	0	0	11	10.5
at New Mexico	01/19/02	*	37	4	11	.364	2	2	1.000	0	0	.000	1	3	4	5.0	1	0	0	3	0	1	10	10.4
at Air Force	1-21-02		20	0	0	.000	0	0	.000	3	4	.750	0	0	0	4.7	0	0	1	1	0	0	3	10.0
at Utah	01/28/02	*	21	5	7	.714	0	1	.000	0	0	.000	1	2	3	4.6	5	1	1	5	1	0	10	10.0
Wyoming	02/02/02	*	38	5	14	.357	1	2	.500	1	2	.500	1	6	7	4.7	1	0	2	1	3	0	12	10.1
Colorado State	02/04/02	*	30	2	8	.250	0	0	.000	3	4	.750	0	4	4	4.7	3	0	1	2	1	0	7	10.0
at UNLV	02/09/02	*	34	6	10	.600	1	2	.500	1	2	.500	1	4	5	4.7	1	0	0	1	2	0	14	10.1
at San Diego State	02-11-02	*	38	6	15	.400	2	4	.500	0	0	.000	2	5	7	4.8	3	0	0	1	3	0	14	10.3
New Mexico	02/16/02	*	38	4	8	.500	1	1	1.000	1	1	1.000	0	5	5	4.8	4	0	1	0	1	0	10	10.3
Air Force	02/18/02	*	31	1	2	.500	0	0	.000	0	0	.000	6	3	9	5.0	3	0	2	3	1	0	2	10.0
Utah	02/23/02	*	40	6	11	.545	0	1	.000	2	2	1.000	1	3	4	5.0	3	0	1	3	1	1	14	10.1
at Wyoming	2/28/02	*	35	5	9	.556	1	1	1.000	3	4	.750	0	3	3	4.9	0	0	0	1	1	1	14	10.3
at Colorado State	3-2-02	*	33	6	13	.462	1	3	.333	1	2	.500	0	6	6	4.9	5	1	1	1	0	1	14	10.4
vs San Diego State	03/07/02	*	37	5	15	.333	0	3	.000	1	2	.500	2	9	11	5.1	1	0	0	1	3	2	11	10.4
UC Irvine	03/14/02	*	25	1	3	.333	0	1	.000	0	0	.000	0	3	3	5.1	4	0	1	3	1	1	2	10.1
at Memphis	03/20/02	*	33	2	8	.250	0	1	.000	2	4	.500	2	3	5	5.1	3	0	3	1	0	1	6	10.0
<b>Totals</b>			<b>29</b>	<b>966</b>	<b>122</b>	<b>243</b>	<b>.502</b>	<b>12</b>	<b>27</b>	<b>.444</b>	<b>44</b>	<b>62</b>	<b>115</b>	<b>152</b>	<b>5.1</b>	<b>83</b>	<b>2</b>	<b>29</b>	<b>59</b>	<b>23</b>	<b>11</b>	<b>300</b>	<b>10.0</b>	


player Anna-Lena Smith Dec. 30, the day after UCSB win, in Mesa, Ariz. ... scored 12 points versus Southern Utah and 10 against UC Riverside ... after returning from his mission, he averaged seven points per game during BYU's 1999 summer trip to Europe.

**FRESHMAN (1996-1997):** Scored 7.8 points per game as a starting forward during his freshman year ... among the top three point shooters and dunkers in the Varsity Preview...had two blocks vs. Washington and Utah State ... started first four games of the season and vs. Houston, at TCU and then the final 12 games of the season...had seven points and two blocks vs. SDSU ... had 15 points, six rebounds, and four blocks vs. Rice ... scored first five team points to start the second half at UTEP ... selected as the winner of the team's most improved player award.

**BEFORE BYU:** Prepped at Irvington High (Fremont)...lettered four years in basketball, and once in swimming ... student body president his senior year ... Golden State Scholar Award for algebra, geometry and biology ... averaged 20.6 points, 11.6 rebounds, 4.9 blocks, 2.4 assists and 1.6 steals as a senior ... holds school season records for field goal percentage (59.4%), rebounds per game (12.3) and blocked shots per game (5.1) ... three-time first team all-league ... three-time Irvington MVP ... first-team Greater East Bay by the Alameda Newspaper Group ... two-time Argus Newspaper Basketball Player of the Year ... played for Adidas All-America Team USA vs. Team Utah in Spring, 1996 ... made all-tournament teams in the Pirate Classic, Moreau Tournament, Converse Summer Jam Invitational, North Salinas Tournament, Husky Classic and John May Classic ... coached by Jerry Nobis (Cal State Hayward).

**PERSONAL:** Born May 1978 in Santa Clara, Calif. ... parents are Christopher and Kristina, both graduates of BYU ... married to former BYU All-America

volleyball setter Anna-Lena Smith ... spent three weeks in Russia in March 1996 to help high schools set up student councils .... served an LDS Church mission to Russia after freshman season ... likes to go body boarding ... recruited by Stanford, Santa Clara and Colorado State ... civil engineering major.



## NIELSEN CAREER TOTALS

	G-GS	MIN	AVG.	TOTAL			3-PTS			FT	FTA	PCT	REBOUNDS		PF-FO	A	AVG.	TO	BLK	STL	PTS	AVG		
				FG	FGA	PCT	3FG	3FGA	PCT				OFF	DEF									TOT	AVG
1996-1997	26-18	707	27.2	81	157	.516	6	23	.261	34	48	.708	34	59	93	3.6	94-10	33	1.3	43	19	16	202	7.8
1999-2000	33-28	777	23.5	74	128	.578	1	4	.250	44	61	.721	41	94	135	4.1	104-7	25	0.8	34	14	21	193	5.8
2000-2001	33-27	744	22.5	77	127	.606	1	3	.333	51	66	.773	39	88	127	3.8	110-9	21	0.6	52	18	11	206	6.2
2001-2002	30-29	966	32.2	122	243	.502	12	27	.444	44	62	.710	37	115	152	5.1	83-2	29	1.0	59	23	11	300	10.0
<b>Total</b>	<b>122-102</b>	<b>3194</b>	<b>26.2</b>	<b>354</b>	<b>655</b>	<b>.540</b>	<b>20</b>	<b>57</b>	<b>.351</b>	<b>173</b>	<b>237</b>	<b>.730</b>	<b>151</b>	<b>356</b>	<b>507</b>	<b>4.2</b>	<b>391-28</b>	<b>108</b>	<b>0.9</b>	<b>188</b>	<b>74</b>	<b>61</b>	<b>901</b>	<b>7.4</b>

# 2001-02 statistics

## INDIVIDUAL STATS-ALL GAMES


RECORD:	OVERALL	HOME	AWAY	NEUTRAL
All Games	18-12	16-0	1-11	1-1
Conference	7-7	7-0	0-7	0-0
Non-Conference	11-5	9-0	1-4	1-1

##Player	GP	GS	Min	Avg	TOTAL			3-PTS			REBOUNDS			PF	FO	A	TO	Blk	Stl	Pts	Avg				
					FG	FGA	Pct	3FG	FGA	Pct	FT	FTA	Pct									Off	Def	Tot	Avg
02 Hansen, Travis	30	30	933	31.1	148	340	.435	35	83	.422	138	182	.758	42	145	187	6.2	97	4	46	68	13	19	469	15.6
03 Bigelow, Mark	30	30	954	31.8	138	317	.435	65	154	.422	106	132	.803	14	68	82	2.7	66	2	44	62	11	21	447	14.9
25 Nielsen, Eric	30	29	966	32.2	122	243	.502	12	27	.444	44	62	.710	37	115	152	5.1	83	2	29	59	23	11	300	10.0
52 Jensen, Jared	30	25	599	20.0	88	149	.591	0	0	.000	82	97	.845	50	56	106	3.5	73	3	6	27	13	18	258	8.6
20 Bobik, Daniel	30	1	549	18.3	66	145	.455	31	74	.419	40	46	.870	10	56	66	2.2	56	2	34	51	6	23	203	6.8
31 Montague, Matt	30	30	1111	37.0	60	142	.423	15	48	.313	52	71	.732	14	112	126	4.2	50	0	217	82	0	42	187	6.2
22 Balderson, Jimmy	27	0	229	8.5	37	76	.487	11	36	.306	23	35	.657	11	30	41	1.5	21	1	12	15	1	9	108	4.0
42 Carlisle, Jon	24	1	193	8.0	22	41	.537	0	0	.000	13	21	.619	15	24	39	1.6	34	1	5	13	14	2	57	2.4
40 HOWARD, Dan	21	4	200	9.5	13	22	.591	0	0	.000	12	20	.600	18	28	46	2.2	35	2	1	8	8	4	38	1.8
12 Oponui, Shawn	4	0	26	6.5	2	3	.667	1	2	.500	1	3	.333	0	4	4	1.0	2	0	11	4	0	3	6	1.5
32 Jepsen, Bart	30	0	235	7.8	12	27	.444	0	1	.000	3	7	.429	11	31	42	1.4	34	1	4	11	3	2	27	0.9
04 Pinegar, Jesse	7	0	21	3.0	2	6	.333	0	1	.000	0	0	.000	0	3	3	0.4	1	0	1	2	0	2	4	0.6
10 Nashif, Terry	21	0	60	2.9	1	3	.333	0	2	.000	9	12	.750	0	9	9	0.4	9	0	10	9	0	2	11	0.5
TM TEAM														43	54	97		0			1				
Total	30				711	1514	.470	170	428	.397	523	688	.760	265	735	1000	33.3	561	18	420	412	92	158	2115	70.5
Opponents	30				684	1615	.424	147	480	.306	436	615	.709	297	636	933	31.1	603	-	377	380	79	192	1951	65.0

## TEAM STATISTICS-ALL GAMES

TEAM STATISTICS	BYU	OPP
<b>SCORING</b>	2115	1951
Points per game	70.5	65.0
Scoring margin	+5.5	-
<b>FIELD GOALS-ATT</b>	711-1514	684-1615
Field goal pct	.470	.424
<b>3 POINT FG-ATT</b>	170-428	147-480
3-point FG pct	.397	.306
3-pt FG made per game	5.7	4.9
<b>FREE THROWS-ATT</b>	523-688	436-615
Free throw pct	.760	.709
<b>REBOUNDS</b>	1000	933
Rebounds per game	33.3	31.1
Rebounding margin	+2.2	-
<b>ASSISTS</b>	420	377
Assists per game	14.0	12.6
<b>TURNOVERS</b>	412	380
Turnovers per game	13.7	12.7
Turnover margin	-1.1	-
Assist/turnover ratio	1.0	1.0
<b>STEALS</b>	158	192
Steals per game	5.3	6.4
<b>BLOCKS</b>	92	79
Blocks per game	3.1	2.6
<b>WINNING STREAK</b>	0	-
Home win streak	16	-
<b>ATTENDANCE</b>	138,073	112,399
Home games-Avg/Game	(16) 8,630	(12) 7,598
Neutral site-Avg/Game	-	(2) 10,611

SCORE BY PERIODS:	1st	2nd	OT	Total
BYU Cougars	995	1088	32	2115
Opponents	918	985	48	1951



## INDIVIDUAL STATS—HOME GAMES

RECORD:	OVERALL	HOME	AWAY	NEUTRAL
All Games	16-0	16-0	0-0	0-0
Conference	7-0	7-0	0-0	0-0
Non-Conference	9-0	9-0	0-0	0-0

##Player	GP	GS	Min	Avg	TOTAL			3-PTS			REBOUNDS			PF	FO	A	TO	Blk	Stl	Pts	Avg				
					FG	FGA	Pct	3FG	FGA	Pct	FT	FTA	Pct									Off	Def	Tot	Avg
03 Bigelow, Mark	16	16	499	31.2	86	177	.486	39	89	.438	57	72	.792	8	38	46	2.9	27	0	26	34	7	12	268	16.8
02 Hansen, Travis	16	16	481	30.1	76	157	.484	21	47	.447	76	102	.745	22	73	95	5.9	46	0	27	40	8	9	249	15.6
52 Jensen, Jared	16	15	329	20.6	50	86	.581	0	0	.000	49	57	.860	24	40	64	4.0	35	2	6	10	10	12	149	9.3
25 Nielsen, Eric	16	16	507	31.7	58	109	.532	3	6	.500	21	30	.700	19	65	84	5.3	46	0	20	30	13	4	140	8.8
20 Bobik, Daniel	16	0	271	16.9	30	71	.423	15	39	.385	27	31	.871	4	31	35	2.2	17	0	22	23	4	12	102	6.4
31 Montague, Matt	16	16	582	36.4	30	68	.441	10	29	.345	27	32	.844	6	64	70	4.4	15	0	129	44	0	27	97	6.1
22 Balderson, Jimmy	14	0	113	8.1	24	40	.600	7	18	.389	8	15	.533	4	13	17	1.2	9	0	6	8	0	5	63	4.5
12 Opunui, Shawn	2	0	22	11.0	2	3	.667	1	2	.500	1	3	.333	0	4	4	2.0	2	0	10	3	0	3	6	3.0
42 Carlisle, Jon	14	0	108	7.7	13	23	.565	0	0	.000	11	15	.733	11	15	26	1.9	19	0	4	9	6	2	37	2.6
32 Jepsen, Bart	16	0	125	7.8	9	17	.529	0	1	.000	3	7	.429	6	16	22	1.4	24	1	3	8	2	0	21	1.3
40 Howard, Dan	13	1	106	8.2	5	10	.500	0	0	.000	7	13	.538	9	15	24	1.8	15	0	0	5	6	0	17	1.3
10 Nashif, Terry	10	0	37	3.7	1	3	.333	0	2	.000	5	8	.625	0	8	8	0.8	4	0	7	4	0	1	7	0.7
04 Pinegar, Jesse	7	0	21	3.0	2	6	.333	0	1	.000	0	0	.000	0	3	3	0.4	1	0	1	2	0	2	4	0.6
TM TEAM														20	32	52	3.5	0				0			
<b>Total</b>	<b>16</b>				<b>386</b>	<b>770</b>	<b>.501</b>	<b>96</b>	<b>234</b>	<b>.410</b>	<b>292</b>	<b>385</b>	<b>.758</b>	<b>133</b>	<b>417</b>	<b>550</b>	<b>34.4</b>	<b>260</b>	<b>3</b>	<b>261</b>	<b>220</b>	<b>56</b>	<b>89</b>	<b>1160</b>	<b>72.5</b>
<b>Opponents</b>	<b>16</b>				<b>334</b>	<b>836</b>	<b>.400</b>	<b>68</b>	<b>251</b>	<b>.271</b>	<b>175</b>	<b>254</b>	<b>.689</b>	<b>134</b>	<b>310</b>	<b>444</b>	<b>27.8</b>	<b>328</b>	<b>-</b>	<b>170</b>	<b>225</b>	<b>26</b>	<b>103</b>	<b>911</b>	<b>56.9</b>

## INDIVIDUAL STATS—ROAD GAMES

RECORD:	OVERALL	HOME	AWAY	NEUTRAL
All Games	1-11	0-0	1-11	0-0
Conference	0-7	0-0	0-7	0-0
Non-Conference	1-4	0-0	1-4	0-0

##Player	GP	GS	Min	Avg	TOTAL			3-PTS			REBOUNDS			PF	FO	A	TO	Blk	Stl	Pts	Avg				
					FG	FGA	Pct	3FG	FGA	Pct	FT	FTA	Pct									Off	Def	Tot	Avg
02 Hansen, Travis	12	12	392	32.7	66	161	.410	12	30	.400	58	73	.795	17	59	76	6.3	42	3	19	22	4	10	202	16.8
03 Bigelow, Mark	12	12	383	31.9	45	118	.381	21	52	.404	38	46	.826	4	24	28	2.3	35	2	18	25	4	9	149	12.4
25 Nielsen, Eric	12	11	384	32.0	48	103	.466	7	16	.438	17	25	.680	14	37	51	4.3	32	2	7	25	7	5	120	10.0
52 Jensen, Jared	12	9	237	19.8	35	55	.636	0	0	.000	28	34	.824	22	14	36	3.0	33	1	0	13	3	6	98	8.2
20 Bobik, Daniel	12	1	250	20.8	32	66	.485	15	33	.455	10	12	.833	5	22	27	2.3	37	2	9	27	2	11	89	7.4
31 Montague, Matt	12	12	449	37.4	28	66	.424	5	18	.278	16	26	.615	7	36	43	3.6	32	0	80	32	0	13	77	6.4
22 Balderson, Jimmy	12	0	104	8.7	12	32	.375	4	17	.235	15	20	.750	5	16	21	1.8	11	1	5	6	1	4	43	3.6
40 Howard, Dan	6	2	73	12.2	6	9	.667	0	0	.000	5	7	.714	6	12	18	3.0	15	1	1	2	2	4	17	2.8
42 Carlisle, Jon	9	1	71	7.9	8	15	.533	0	0	.000	2	6	.333	3	8	11	1.2	13	1	1	2	7	0	18	2.0
32 Jepsen, Bart	12	0	105	8.8	3	8	.375	0	0	.000	0	0	.000	5	14	19	1.6	9	0	1	3	1	2	6	0.5
10 Nashif, Terry	10	0	23	2.3	0	0	.000	0	0	.000	4	4	1.000	0	1	1	0.1	5	0	3	5	0	1	4	0.4
12 Opunui, Shawn	2	0	4	2.0	0	0	.000	0	0	.000	0	0	.000	0	0	0	0.0	0	0	1	1	0	0	0	0.0
TM TEAM														21	15	36	3.0	0				1			
<b>Total</b>	<b>12</b>				<b>283</b>	<b>633</b>	<b>.447</b>	<b>64</b>	<b>166</b>	<b>.386</b>	<b>193</b>	<b>253</b>	<b>.763</b>	<b>109</b>	<b>258</b>	<b>367</b>	<b>30.6</b>	<b>264</b>	<b>13</b>	<b>145</b>	<b>164</b>	<b>31</b>	<b>65</b>	<b>823</b>	<b>68.6</b>
<b>Opponents</b>	<b>12</b>				<b>302</b>	<b>659</b>	<b>.458</b>	<b>70</b>	<b>192</b>	<b>.365</b>	<b>228</b>	<b>316</b>	<b>.722</b>	<b>144</b>	<b>274</b>	<b>418</b>	<b>34.8</b>	<b>236</b>	<b>-</b>	<b>182</b>	<b>137</b>	<b>43</b>	<b>77</b>	<b>902</b>	<b>75.2</b>
<b>Opponents</b>	<b>2</b>				<b>48</b>	<b>120</b>	<b>.400</b>	<b>9</b>	<b>37</b>	<b>.243</b>	<b>33</b>	<b>45</b>	<b>.733</b>	<b>19</b>	<b>52</b>	<b>71</b>	<b>35.5</b>	<b>39</b>	<b>-</b>	<b>25</b>	<b>18</b>	<b>10</b>	<b>12</b>	<b>138</b>	<b>69.0</b>

# 2001-02 statistics

## INDIVIDUAL STATS-WINS

RECORD:	OVERALL	HOME	AWAY	NEUTRAL
All Games	18-0	16-0	1-0	1-0
Conference	7-0	7-0	0-0	0-0
Non-Conference	11-0	9-0	1-0	1-0

##Player	GP	GS	Min	Avg	TOTAL			3-PTS			REBOUNDS			PF	FO	A	TO	Blk	Stl	Pts	Avg				
					FG	FGA	Pct	3FG	FGA	Pct	FT	FTA	Pct									Off	Def	Tot	Avg
03 Bigelow, Mark	18	18	559	31.1	93	196	.474	42	96	.438	64	82	.780	8	45	53	2.9	34	1	29	38	7	12	292	16.2
02 Hansen, Travis	18	18	543	30.2	85	175	.486	23	51	.451	85	118	.720	23	89	112	6.2	55	1	28	45	10	10	278	15.4
25 Nielsen, Eric	18	18	583	32.4	72	132	.545	5	8	.625	28	37	.757	22	75	97	5.4	52	0	22	35	13	4	177	9.8
52 Jensen, Jared	18	16	357	19.8	54	93	.581	0	0	.000	56	65	.862	28	42	70	3.9	43	3	6	11	10	12	164	9.1
20 Bobik, Daniel	18	0	325	18.1	36	85	.424	18	46	.391	34	38	.895	6	37	43	2.4	23	0	26	28	4	14	124	6.9
31 Montague, Matt	18	18	660	36.7	32	76	.421	10	30	.333	42	51	.824	7	72	79	4.4	18	0	141	48	0	29	116	6.4
22 Balderson, Jimmy	15	0	123	8.2	25	42	.595	7	18	.389	9	17	.529	5	17	22	1.5	11	0	6	10	0	6	66	4.4
42 Carlisle, Jon	15	0	122	8.1	14	26	.538	0	0	.000	11	15	.733	12	16	28	1.9	21	0	4	11	7	2	39	2.6
12 Oponui, Shawn	3	0	23	7.7	2	3	.667	1	2	.500	1	3	.333	0	4	4	1.3	2	0	10	4	0	3	6	2.0
32 Jepsen, Bart	18	0	132	7.3	9	18	.500	0	1	.000	3	7	.429	7	17	24	1.3	26	1	3	8	2	0	21	1.2
40 Howard, Dan	15	2	115	7.7	5	11	.455	0	0	.000	7	13	.538	10	16	26	1.7	16	0	0	6	6	0	17	1.1
10 Nashif, Terry	12	0	38	3.2	1	3	.333	0	2	.000	5	8	.625	0	8	8	0.7	4	0	7	4	0	1	7	0.6
04 Pinegar, Jesse	7	0	21	3.0	2	6	.333	0	1	.000	0	0	.000	0	3	3	0.4	1	0	1	2	0	2	4	0.6
TM TEAM														21	35	56	3.3				0				
<b>Total</b>	<b>18</b>				<b>430</b>	<b>866</b>	<b>.497</b>	<b>106</b>	<b>255</b>	<b>.416</b>	<b>345</b>	<b>454</b>	<b>.760</b>	<b>149</b>	<b>476</b>	<b>625</b>	<b>34.7</b>	<b>306</b>	<b>6</b>	<b>283</b>	<b>250</b>	<b>59</b>	<b>95</b>	<b>1311</b>	<b>72.8</b>
<b>Opponents</b>	<b>18</b>				<b>379</b>	<b>954</b>	<b>.397</b>	<b>78</b>	<b>293</b>	<b>.266</b>	<b>210</b>	<b>313</b>	<b>.671</b>	<b>159</b>	<b>353</b>	<b>512</b>	<b>28.4</b>	<b>378</b>	<b>-</b>	<b>197</b>	<b>244</b>	<b>33</b>	<b>115</b>	<b>1046</b>	<b>58.1</b>

## INDIVIDUAL STATS-LOSSES

RECORD:	OVERALL	HOME	AWAY	NEUTRAL
All Games	0-12	0-0	0-11	0-1
Conference	0-7	0-0	0-7	0-0
Non-Conference	0-5	0-0	0-4	0-1

##Player	GP	GS	Min	Avg	TOTAL			3-PTS			REBOUNDS			PF	FO	A	TO	Blk	Stl	Pts	Avg				
					FG	FGA	Pct	3FG	FGA	Pct	FT	FTA	Pct									Off	Def	Tot	Avg
02 Hansen, Travis	12	12	390	32.5	63	165	.382	12	32	.375	53	64	.828	19	56	75	6.3	42	3	18	23	3	9	191	15.9
03 Bigelow, Mark	12	12	395	32.9	45	121	.372	23	58	.397	42	50	.840	6	23	29	2.4	32	1	15	24	4	9	155	12.9
25 Nielsen, Eric	12	11	383	31.9	50	111	.450	7	19	.368	16	25	.640	15	40	55	4.6	31	2	7	24	10	7	123	10.3
52 Jensen, Jared	12	9	242	20.2	34	56	.607	0	0	.000	26	32	.813	22	14	36	3.0	30	0	0	16	3	6	94	7.8
20 Bobik, Daniel	12	1	224	18.7	30	60	.500	13	28	.464	6	8	.750	4	19	23	1.9	33	2	8	23	2	9	79	6.6
31 Montague, Matt	12	12	451	37.6	28	66	.424	5	18	.278	10	20	.500	7	40	47	3.9	32	0	76	34	0	13	71	5.9
40 Howard, Dan	6	2	85	14.2	8	11	.727	0	0	.000	5	7	.714	8	12	20	3.3	19	2	1	2	2	4	21	3.5
22 Balderson, Jimmy	12	0	106	8.8	12	34	.353	4	18	.222	14	18	.778	6	13	19	1.6	10	1	6	5	1	3	42	3.5
42 Carlisle, Jon	9	1	71	7.9	8	15	.533	0	0	.000	2	6	.333	3	8	11	1.2	13	1	1	2	7	0	18	2.0
32 Jepsen, Bart	12	0	103	8.6	3	9	.333	0	0	.000	0	0	.000	4	14	18	1.5	8	0	1	3	1	2	6	0.5
10 Nashif, Terry	9	0	22	2.4	0	0	.000	0	0	.000	4	4	1.000	0	1	1	0.1	5	0	3	5	0	1	4	0.4
12 Oponui, Shawn	1	0	3	3.0	0	0	.000	0	0	.000	0	0	.000	0	0	0	0.0	0	0	1	0	0	0	0	0.0
TM TEAM														22	19	41					1				
<b>Total</b>	<b>12</b>				<b>281</b>	<b>648</b>	<b>.434</b>	<b>64</b>	<b>173</b>	<b>.370</b>	<b>178</b>	<b>234</b>	<b>.761</b>	<b>116</b>	<b>259</b>	<b>375</b>	<b>31.3</b>	<b>255</b>	<b>12</b>	<b>137</b>	<b>162</b>	<b>33</b>	<b>63</b>	<b>804</b>	<b>67.0</b>
<b>Opponents</b>	<b>12</b>				<b>305</b>	<b>661</b>	<b>.461</b>	<b>69</b>	<b>187</b>	<b>.369</b>	<b>226</b>	<b>302</b>	<b>.748</b>	<b>138</b>	<b>283</b>	<b>421</b>	<b>35.1</b>	<b>225</b>	<b>-</b>	<b>180</b>	<b>136</b>	<b>46</b>	<b>77</b>	<b>905</b>	<b>75.4</b>




## 2001-2002 RESULTS & LEADERS – ALL GAMES

OPPONENT	DATE	SCORE	WL	POINTS	REBOUNDS	ASSISTS	STEALS	BLOCKED SHOTS
at Univ. of San Diego	11/17/01	70-59	W	21-Hansen, Travis	8-Hansen, Travis	8-Montague, Matt	2-Bobik, Daniel 2-Montague, Matt	2-Hansen, Travis
Arizona State	11/24/12	82-70	W	31-Bigelow, Mark	15-Hansen, Travis	6-Montague, Matt	2-Nielsen, Eric	1-Bobik, Daniel
at UC Santa Barbara	11/28/01	58-68	L	15-Bigelow, Mark	10-Hansen, Travis	6-Montague, Matt	2-Bobik, Daniel	3-Bigelow, Mark
at Utah State	12/01/01	81-90	LOT	26-Hansen, Travis	5-Hansen, Travis	10-Montague, Matt	2-Bigelow, Mark	1-Jepsen, Bart
Weber State	12/05/01	65-47	W	14-Bigelow, Mark 14-Nielsen, Eric	8-Nielsen, Eric	7-Montague, Matt	2-Bobik, Daniel	1-Bobik, Daniel 1-Jensen, Jared 1-Howard, Dan
Creighton	12/08/01	61-52	W	18-Hansen, Travis	10-Jensen, Jared	5-Montague, Matt	4-Montague, Matt	3-Bigelow, Mark
Fort Lewis	12/12/01	101-53	W	19-Balderson, Jimmy	7-Hansen, Travis 7-Balderson, Jimmy	10-Opunui, Shawn	3-Balderson, Jimmy 3-Opunui, Shawn	2-Carlisle, Jon
Idaho	12/15/01	70-48	W	19-Bigelow, Mark	4-Jensen, Jared 4-NielsenN, Eric 4-Hansen, Travis 4-Bigelow, Mark	15-Montague, Matt	2-Pinegar, Jesse	2-Jensen, Jared 2-Howard, Dan
vs Stanford	12/22/01	81-76	W	29-Nielsen, Eric	9-Hansen, Travis	4-Montague, Matt	None	1-Carlisle, Jon
Cal State Northridge	12/27/01	84-70	W	27-Bigelow, Mark	10-Jensen, Jared	4-Bobik, Daniel 4-Montague, Matt	3-Bobik, Daniel	1-Jensen, Jared
Southern Utah	12/29/01	79-58	W	20-Bigelow, Mark	6-Bigelow, Mark	10-Montague, Matt	2-Montague, Matt	2-Nielsen, Eric
San Francisco	01/02/02	65-51	W	15-Bigelow, Mark	8-Nielsen, Eric	7-Montague, Matt	5-Montague, Matt	2-Carlisle, Jon 2-Nielsen, Eric
at Pepperdine	01/05/02	79-82	LOT	30-Hansen, Travis	17-Hansen, Travis	8-Montague, Matt	2-Montague, Matt	2-Bobik, Daniel
San Diego State	01/12/02	75-64	W	19-Hansen, Travis	8-Montague, Matt	6-Montague, Matt	3-Montague, Matt	1-Jepsen, Bart 1-Nielsen, Eric 1-Bobik, Daniel 1-Hansne, Travis
UNLV	01/15/02	60-47	W	16-Bigelow, Mark	7-Jensen, Jared	5-Montague, Matt	2-Jensen, Jared	1-Bigelow, Mark 1-Jensen, Jared
at New Mexico	01/19/02	58-73	L	15-Jensen, Jared	6-Montague, Matt	11-Montague, Matt	2-Bobik, Daniel	3-Carlisle, Jon
at Air Force	01/21/02	64-74	L	20-Jensen, Jared	7-Jensen, Jared	4-Montague, Matt	2-Jensen, Jared	1-Bigelow, Mark 1-Hansen, Travis
at Utah	01/28/02	66-71	L	22-Hansen, Travis	11-Hansen, Travis	5-Montague, Matt	2-Hansen, Travis	2-Carlisle, Jon
Wyoming	02/02/02	85-70	W	19-Hansen, Travis 19-Bigelow, Mark	9-Hansen, Travis	15-Montague, Matt	2-Montague, Matt	3-Nielsen, Eric
Colorado State	02/04/02	57-52	W	20-Bigelow, Mark	5-Hansen, Travis 5-Bigelow, Mark	11-Montague, Matt	2-Bigelow, Mark 2-Montague, Matt	1-Nielsen, Eric 1-Jepsen, Bart 1-Hansen, Travis
at UNLV	02/09/02	70-73	L	21-Hansen, Travis	7-Jensen, Jared	8-Montague, Matt	2-Hansen, Travis	2-Nielsen, Eric
at San Diego State	02/11/02	73-77	L	14-Nielsen, Eric	7-Howard, Dan 7-Nielsen, Eric	5-Montague, Matt	1-Howard, Dan 1-Bobik, Daniel	3-Nielsen, Eric
New Mexico	02/16/02	68-62	W	20-Hansen, Travis	5-Nielsen, Eric 5-Hansen, Travis	8-Montague, Matt	1-Carlisle, Jon 1-Bigelow, Mark 1-Montague, Matt	1-Jensen, Jared 1-Hansen, Travis 1-Nielsen, Eric
Air Force	02/18/02	67-51	W	19-Hansen, Travis	9-Nielsen, Eric	7-Montague, Matt	1-Hansen, Travis 2-Montague, Matt 2-Bobik, Daniel	1-Carlisle, Jon 1-Howard, Dan 1-Hansen, Travis 1-Nielsen, Eric 1-Bigelow, Mark
Utah	02/23/02	63-61	W	17-Hansen, Travis	7-Hansen, Travis	7-Montague, Matt	2-Bigelow, Mark 2-Jensen, Jared	1-NielsenN, Eric 1-Howard, Dan
at Wyoming	02/28/02	60-76	L	16-Hansen, Travis	4-Hansen, Travis	3-Montague, Matt	2-Montague, Matt	2-Howard, Dan 2-Carlisle, Jon
at Colorado State	03/02/02	75-79	LOT	18-Jensen, Jared	6-Howard, Dan 6-Nielsen, Eric	7-Montague, Matt	1-Montague, Matt 1-Howard, Dan 1-Hamsem, Travis 1-Bigelow, Mark 1-Jensen, Jared 1-Balderson, Jimmy 1-Nielsen, Eric	1-Jensen, Jared
vs San Diego State	03/07/02	51-62	L	15-Bigelow, Mark	11-Nielsen, Eric	4-Montague, Matt	2-Nielsen, Eric 2-Montague, Matt	3-Nielsen, Eric
U.C. Irvine	03/14/02	78-55	W	23-Hansen, Travis	6-Montague, Matt	12-Montague, Matt	3-Hansen, Travis	1-Bigelow, Mark 1-Nielsen, Eric
at Memphis	03/20/02	69-80	L	17-Bigelow, Mark 17-Hansen, Travis	5-Nielsen, Eric	5-Hansen, Travis 5-Montague, Matt	4-Bigelow, Mark	None


# 2001-02 statistics




**MONTAGUE**



**BIGELOW**



**JENSEN**



**NIELSEN**

## 2001-2002 INDIVIDUAL GAME HIGHS

### POINTS

31	Bigelow, Mark vs Arizona State (11/24/12)
30	Hansen, Travis at Pepperdine (01/05/02)
29	Nielsen, Eric vs Stanford (12/22/01)
27	Bigelow, Mark vs Cal State Northridge (12/27/01)
26	Hansen, Travis at Utah State (12/01/01)

### FIELD GOALS MADE

11	Nielsen, Eric vs Stanford (12/22/01)
10	Hansen, Travis at Pepperdine (01/05/02)
10	Bigelow, Mark vs Cal State Northridge (12/27/01)
10	Hansen, Travis at Utah State (12/1/01)

### FIELD GOAL ATT

20	Bigelow, Mark vs Cal State Northridge (12/27/01)
19	Hansen, Travis at Pepperdine (01/05/02)

### FG PCT (min 5 made)

1.000 (5-5)	Bobik, Daniel at Memphis (03/20/02)
.857 (6-7)	Jensen, Jared at New Mexico (01/19/02)

### 3 PT FG MADE

5	Bigelow, Mark vs Southern Utah (12/29/01)
5	Bobik, Daniel vs Idaho (12/15/01)

### 3 PT FG ATTEMPTS

10	Bigelow, Mark vs Cal State Northridge (12/27/01)
9	Bigelow, Mark vs San Diego State (03/07/02)
9	Bigelow, Mark at Air Force (01/21/02)

### 3-PT FG PCT (min 2 made)

1.000 (4-4)	Bobik, Daniel at Memphis (03/20/02)
1.000 (3-3)	Montague, Matt vs Air Force (02/18/02)
1.000 (2-2)	Hansen, Travis vs Utah (02/23/02)
1.000 (2-2)	Montague, Matt at San Diego State (02/11/02)
1.000 (2-2)	Hansen, Travis vs Wyoming (02/02/02)
1.000 (2-2)	Nielsen, Eric at New Mexico (01/19/02)
1.000 (2-2)	Montague, Matt vs Univ. San Francisco (01/02/02)
1.000 (2-2)	Nielsen, Eric vs Stanford (12/22/01)

### FREE THROWS MADE

10	Hansen, Travis at Pepperdine (01/05/02)
9	Jensen, Jared vs San Diego State (01/12/02)
9	Bigelow, Mark vs Arizona State (11/24/12)
9	Hansen, Travis at Univ. of San Diego (11/17/01)

### FREE THROW ATT.

15	Hansen, Travis at Univ. of San Diego (11/17/01)
12	Hansen, Travis vs Colorado State (02/04/02)
12	Jensen, Jared vs San Diego State (01/12/02)

### FT PCT (min 3 made)

1.000 (10-10)	Hansen, Travis at Pepperdine (01/05/02)
1.000 (8-8)	Jensen, Jared at Colorado State (03/02/02)
1.000 (8-8)	Jensen, Jared vs Air Force (02/18/02)
1.000 (8-8)	Hansen, Travis at Utah (01/28/02)
1.000 (8-8)	Bobik, Daniel vs Cal State Northridge (12/27/01)
1.000 (8-8)	Bigelow, Mark vs Idaho (12/15/01)

### REBOUNDS

17	Hansen, Travis at Pepperdine (01/05/02)
15	Hansen, Travis vs Arizona State (11/24/12)

### ASSISTS

15	Montague, Matt vs Wyoming (02/02/02)
15	Montague, Matt vs Idaho (12/15/01)

### STEALS

5	Montague, Matt vs Univ. of San Francisco (01/02/02)
4	Bigelow, Mark at Memphis (3/20/02)
4	Montague, Matt vs Creighton (12/8/01)

### BLOCKED SHOTS


3	Nielsen, Eric vs San Diego State (03/07/02)
3	Nielsen, Eric at San Diego State (02/11/02)
3	Nielsen, Eric vs Wyoming (02/02/02)
3	Carlisle, Jon at New Mexico (01/19/02)
3	Bigelow, Mark vs Creighton (12/8/01)
3	Bigelow, Mark at UC Santa Barbara (11/28/01)

### TURNOVERS

6	Montague, Matt at Memphis (03/20/02)
6	Hansen, Travis vs UNLV (01/15/02)

## 2001-2002 CATEGORY LEADERS

FG PERCENTAGE				FREE THROW ATTEMPTS			OFFENSIVE REBOUNDS				
FG	ATT	Pct		G	Att	Att/G		G	No.	Avg/G	
Opunui, Shawn	2	3	.667	Hansen, Travis	30	182	6.1	Jensen, Jared	30	50	1.7
Howard, Dan	13	22	.591	Bigelow, Mark	30	132	4.4	Hansen, Travis	30	42	1.4
Jensen, Jared	88	149	.591	Jensen, Jared	30	97	3.2	Nielsen, Eric	30	37	1.2
Carlisle, Jon	22	41	.537	Montague, Matt	30	71	2.4	Howard, Dan	21	18	0.9
Nielsen, Eric	122	243	.502	Nielsen, Eric	30	62	2.1	Carlisle, Jon	24	15	0.6
Balderson, Jimmy	37	76	.487								
Bobik, Daniel	66	145	.455	FREE THROWS MADE			DEFENSIVE REBOUNDS				
Jepsen, Bart	12	27	.444	G	Made	Made/G	G	No.	Avg/G		
Bigelow, Mark	138	317	.435	Hansen, Travis	30	138	4.6	Hansen, Travis	30	145	4.8
Hansen, Travis	148	340	.435	Bigelow, Mark	30	106	3.5	Nielsen, Eric	30	115	3.8
Montague, Matt	60	142	.423	Nielsen, Eric	30	44	1.5	Montague, Matt	30	112	3.7
Pinegar, Jesse	2	6	.333	Jensen, Jared	30	82	2.7	Bigelow, Mark	30	68	2.3
Nashif, Terry	1	3	.333	Bobik, Daniel	30	40	1.3	Bobik, Daniel	30	56	1.9
				Montague, Matt	30	52	1.7	Jensen, Jared	30	56	1.9
FIELD GOAL ATTEMPTS				POINTS			BLOCKED SHOTS				
G	Att	Att/G		G	Pts	Pts/G	G	No.	Blk/G		
Hansen, Travis	30	340	11.3	Hansen, Travis	30	469	15.6	Nielsen, Eric	30	23	0.8
Bigelow, Mark	30	317	10.6	Bigelow, Mark	30	447	14.9	Carlisle, Jon	24	14	0.6
Nielsen, Eric	30	243	8.1	Nielsen, Eric	30	300	10.0	Hansen, Travis	30	13	0.4
Jensen, Jared	30	149	5.0	Jensen, Jared	30	258	8.6	Jensen, Jared	30	13	0.4
Bobik, Daniel	30	145	4.8	Bobik, Daniel	30	203	6.8	Bigelow, Mark	30	11	0.4
				Montague, Matt	30	187	6.2				
FIELD GOALS MADE				MINUTES							
G	Made	Made/G		G	No.	Min/G					
Hansen, Travis	30	148	4.9	Montague, Matt	30	1111	37.0				
Bigelow, Mark	30	138	4.6	Carlisle, Jon	24	57	2.4				
Nielsen, Eric	30	122	4.1	Howard, Dan	21	38	1.8				
Jensen, Jared	30	88	2.9	Jepsen, Bart	30	27	0.9				
Bobik, Daniel	30	66	2.2	Nashif, Terry	21	11	0.5				
				Opunui, Shawn	4	6	1.5				
3-POINT PERCENTAGE				POINTS AVERAGE			FOULS				
3FG	ATT	Pct		G	Pts	Avg/G	G	No.	Per/G		
Opunui, Shawn	1	2	.500	Hansen, Travis	30	469	15.6	Hansen, Travis	30	97	3.2
Nielsen, Eric	12	27	.444	Bigelow, Mark	30	447	14.9	Nielsen, Eric	30	83	2.8
Bigelow, Mark	65	154	.422	Nielsen, Eric	30	300	10.0	Jensen, Jared	30	73	2.4
Hansen, Travis	35	83	.422	Jensen, Jared	30	258	8.6	Bigelow, Mark	30	66	2.2
Bobik, Daniel	31	74	.419	Bobik, Daniel	30	203	6.8	Bobik, Daniel	30	56	1.9
Montague, Matt	15	48	.313	Montague, Matt	30	187	6.2				
Balderson, Jimmy	11	36	.306	Balderson, Jimmy	27	108	4.0	FOULOUTS			
Pinegar, Jesse	0	1	.000	Carlisle, Jon	24	57	2.4	G	No.		
Jepsen, Bart	0	1	.000	Howard, Dan	21	38	1.8	Hansen, Travis	30	4	
Nashif, Terry	0	2	.000	Opunui, Shawn	4	6	1.5	Jensen, Jared	30	3	
				Jepsen, Bart	30	27	0.9	Bobik, Daniel	30	2	
				Pinegar, Jesse	7	4	0.6	Nielsen, Eric	30	2	
								Howard, Dan	21	2	
3-POINT FG ATTEMPTS				REBOUNDS			TURNOVERS				
G	Att	Att/G		G	Reb	Reb/G	G	No.	TO/G		
Bigelow, Mark	30	154	5.1	Hansen, Travis	30	187	6.2	Montague, Matt	30	82	2.7
Hansen, Travis	30	83	2.8	Nielsen, Eric	30	152	5.1	Hansen, Travis	30	68	2.3
Bobik, Daniel	30	74	2.5	Montague, Matt	30	126	4.2	Bigelow, Mark	30	62	2.1
Montague, Matt	30	48	1.6	Jensen, Jared	30	106	3.5	Nielsen, Eric	30	59	2.0
Balderson, Jimmy	27	36	1.3	Bigelow, Mark	30	82	2.7	Bobik, Daniel	30	51	1.7
3-POINT FGS MADE				REBOUND AVERAGE							
G	Made	Made/G		G	Reb	Avg/G					
Bigelow, Mark	30	65	2.2	Hansen, Travis	30	187	6.2				
Hansen, Travis	30	35	1.2	Nielsen, Eric	30	152	5.1				
Bobik, Daniel	30	31	1.0	Montague, Matt	30	126	4.2				
Montague, Matt	30	15	0.5	Jensen, Jared	30	106	3.5				
Nielsen, Eric	30	12	0.4	Bigelow, Mark	30	82	2.7				
FT PERCENTAGE				ASSISTS							
FT	ATT	Pct		G	No.	A/G					
Bobik, Daniel	40	46	.870	Montague, Matt	30	217	7.2				
Jensen, Jared	82	97	.845	Hansen, Travis	30	46	1.5				
Bigelow, Mark	106	132	.803	Bigelow, Mark	30	44	1.5				
Hansen, Travis	138	182	.758	Bobik, Daniel	30	34	1.1				
Nashif, Terry	9	12	.750	Nielsen, Eric	30	29	1.0				
Montague, Matt	52	71	.732	STEALS							
Nielsen, Eric	44	62	.710	G	No.	S/G					
Balderson, Jimmy	23	35	.657	Montague, Matt	30	42	1.4				
Carlisle, Jon	13	21	.619	Bobik, Daniel	30	23	0.8				
Howard, Dan	12	20	.600	Bigelow, Mark	30	21	0.7				
Jepsen, Bart	3	7	.429	Hansen, Travis	30	19	0.6				
				Jensen, Jared	30	18	0.6				



*Travis Hansen led the Cougars in rebounding and scoring in 2001-02.*

# 2001-02 statistics

## STATS SUMMARY – ALL GAMES

SUMMARY	GP	GS	Min/G	FG%	3PT%	FT%	R/G	A/G	STL	BLK	PTS/G
Hansen, Travis	30	30	31.1	.435	.422	.758	6.2	1.5	19	13	15.6
Bigelow, Mark	30	30	31.8	.435	.422	.803	2.7	1.5	21	11	14.9
Nielsen, Eric	30	29	32.2	.502	.444	.710	5.1	1.0	11	23	10.0
Jensen, Jared	30	25	20.0	.591	.000	.845	3.5	0.2	18	13	8.6
Bobik, Daniel	30	1	18.3	.455	.419	.870	2.2	1.1	23	6	6.8
Montague, Matt	30	30	37.0	.423	.313	.732	4.2	7.2	42	0	6.2
Balderson, Jimmy	27	0	8.5	.487	.306	.657	1.5	0.4	9	1	4.0
Carlisle, Jon	24	1	8.0	.537	.000	.619	1.6	0.2	2	14	2.4
Howard, Dan	21	4	9.5	.591	.000	.600	2.2	0.0	4	8	1.8
Opunui, Shawn	4	0	6.5	.667	.500	.333	1.0	2.8	3	0	1.5
Jepsen, Bart	30	0	7.8	.444	.000	.429	1.4	0.1	2	3	0.9
Pinegar, Jesse	7	0	3.0	.333	.000	.000	0.4	0.1	2	0	0.6
Nashif, Terry	21	0	2.9	.333	.000	.750	0.4	0.5	2	0	0.5
<b>TOTAL</b>	<b>30</b>			<b>.470</b>	<b>.397</b>	<b>.760</b>	<b>33.3</b>	<b>14.0</b>	<b>158</b>	<b>92</b>	<b>70.5</b>
<b>OPPONENTS</b>	<b>30</b>			<b>.424</b>	<b>.306</b>	<b>.709</b>	<b>31.1</b>	<b>12.6</b>	<b>192</b>	<b>79</b>	<b>65.0</b>

SCORING	FG	FGA	FG%	3FG	FGA	3PT%	FT	FTA	FT%	PTS	PTS/G
Hansen, Travis	148	340	.435	35	83	.422	138	182	.758	469	15.6
Bigelow, Mark	138	317	.435	65	154	.422	106	132	.803	447	14.9
Nielsen, Eric	122	243	.502	12	27	.444	44	62	.710	300	10.0
Jensen, Jared	88	149	.591	0	0	.000	82	97	.845	258	8.6
Bobik, Daniel	66	145	.455	31	74	.419	40	46	.870	203	6.8
Montague, Matt	60	142	.423	15	48	.313	52	71	.732	187	6.2
Balderson, Jimmy	37	76	.487	11	36	.306	23	35	.657	108	4.0
Carlisle, Jon	22	41	.537	0	0	.000	13	21	.619	57	2.4
Howard, Dan	13	22	.591	0	0	.000	12	20	.600	38	1.8
Opunui, Shawn	2	3	.667	1	2	.500	1	3	.333	6	1.5
Jepsen, Bart	12	27	.444	0	1	.000	3	7	.429	27	0.9
Pinegar, Jesse	2	6	.333	0	1	.000	0	0	.000	4	0.6
Nashif, Terry	1	3	.333	0	2	.000	9	12	.750	11	0.5
<b>TOTAL</b>	<b>711</b>	<b>1514</b>	<b>.470</b>	<b>170</b>	<b>428</b>	<b>.397</b>	<b>523</b>	<b>688</b>	<b>.760</b>	<b>2115</b>	<b>70.5</b>
<b>OPPONENTS</b>	<b>684</b>	<b>1615</b>	<b>.424</b>	<b>147</b>	<b>480</b>	<b>.306</b>	<b>436</b>	<b>615</b>	<b>.709</b>	<b>1951</b>	<b>65.0</b>

TOTALS	O-REB	D-REB	TOTAL	PF	FO	A	TO	A/TO	Hi Pts
Hansen, Travis	42	145	187	97	4	46	68	0.7	30
Bigelow, Mark	14	68	82	66	2	44	62	0.7	31
Nielsen, Eric	37	115	152	83	2	29	59	0.5	29
Jensen, Jared	50	56	106	73	3	6	27	0.2	20
Bobik, Daniel	10	56	66	56	2	34	51	0.7	17
Montague, Matt	14	112	126	50	0	217	82	2.6	13
Balderson, Jimmy	11	30	41	21	1	12	15	0.8	19
Carlisle, Jon	15	24	39	34	1	5	13	0.4	9
Howard, Dan	18	28	46	35	2	1	8	0.1	8
Opunui, Shawn	0	4	4	2	0	11	4	2.8	6
Jepsen, Bart	11	31	42	34	1	4	11	0.4	7
Pinegar, Jesse	0	3	3	1	0	1	2	0.5	2
Nashif, Terry	0	9	9	9	0	10	9	1.1	4
<b>TOTAL</b>	<b>265</b>	<b>735</b>	<b>1000</b>	<b>561</b>	<b>18</b>	<b>420</b>	<b>412</b>	<b>1.0</b>	<b>101</b>
<b>OPPONENTS</b>	<b>297</b>	<b>636</b>	<b>933</b>	<b>603</b>	<b>-</b>	<b>377</b>	<b>380</b>	<b>1.0</b>	<b>90</b>

## STATS SUMMARY – CONFERENCE GAMES

GP	GS	Min/G	FG%	3PT%	FT%	R/G	A/G	STL	BLK	PTS/G
14	14	31.5	.420	.472	.710	5.1	1.7	10	7	15.4
14	14	32.6	.446	.371	.682	2.4	1.4	11	4	12.1
14	13	32.2	.487	.529	.750	4.6	0.8	4	15	10.4
14	13	19.8	.579	.000	.859	3.4	0.1	11	7	10.2
14	1	16.1	.435	.333	.857	1.6	0.6	6	1	4.2
14	14	38.3	.458	.379	.682	3.9	7.3	17	0	6.6
14	0	8.3	.400	.263	.722	1.3	0.4	4	1	3.6
14	0	6.9	.471	.000	.643	1.1	0.3	1	9	1.8
8	1	12.0	.667	.000	.583	3.3	0.1	3	4	2.9
14	0	7.5	.583	.000	.250	1.0	0.1	2	2	1.1
1	0	1.0	.000	.000	.000	0.0	0.0	0	0	0.0
10	0	2.2	.000	.000	1.000	0.0	0.3	1	0	0.4
14			<b>.467</b>	<b>.389</b>	<b>.735</b>	<b>29.6</b>	<b>13.0</b>	<b>70</b>	<b>50</b>	<b>67.2</b>
14			<b>.449</b>	<b>.332</b>	<b>.744</b>	<b>31.5</b>	<b>13.3</b>	<b>81</b>	<b>42</b>	<b>66.4</b>


FG	FGA	FG%	3FG	FGA	3PT%	FT	FTA	FT%	PTS	PTS/G
66	157	.420	17	36	.472	66	93	.710	215	15.4
58	130	.446	23	62	.371	30	44	.682	169	12.1
58	119	.487	9	17	.529	21	28	.750	146	10.4
44	76	.579	0	0	.000	55	64	.859	143	10.2
20	46	.435	7	21	.333	12	14	.857	59	4.2
33	72	.458	11	29	.379	15	22	.682	92	6.6
16	40	.400	5	19	.263	13	18	.722	50	3.6
8	17	.471	0	0	.000	9	14	.643	25	1.8
8	12	.667	0	0	.000	7	12	.583	23	2.9
7	12	.583	0	1	.000	1	4	.250	15	1.1
0	0	.000	0	0	.000	0	0	.000	0	0.0
0	0	.000	0	0	.000	4	4	1.000	4	0.4
<b>318</b>	<b>681</b>	<b>.467</b>	<b>72</b>	<b>185</b>	<b>.389</b>	<b>233</b>	<b>317</b>	<b>.735</b>	<b>941</b>	<b>67.2</b>
<b>328</b>	<b>730</b>	<b>.449</b>	<b>68</b>	<b>205</b>	<b>.332</b>	<b>206</b>	<b>277</b>	<b>.744</b>	<b>930</b>	<b>66.4</b>

O-REB	D-REB	TOTAL	PF	FO	A	TO	A/TO	Hi Pts
17	55	72	41	2	24	27	0.9	22
4	30	34	32	0	20	29	0.7	20
14	50	64	37	2	11	26	0.4	14
29	18	47	35	2	1	11	0.1	20
3	19	22	27	1	9	22	0.4	11
6	49	55	24	0	102	37	2.8	13
5	13	18	13	1	5	6	0.8	14
5	11	16	18	0	4	6	0.7	8
10	16	26	16	1	1	3	0.3	8
4	10	14	12	0	2	4	0.5	7
0	0	0	0	0	0	0	0.0	0
0	0	0	5	0	3	2	1.5	4
<b>115</b>	<b>300</b>	<b>415</b>	<b>260</b>	<b>9</b>	<b>182</b>	<b>174</b>	<b>1.0</b>	<b>85</b>
<b>141</b>	<b>300</b>	<b>441</b>	<b>284</b>	<b>7</b>	<b>186</b>	<b>174</b>	<b>1.1</b>	<b>79</b>

## 2001-2002 GAME-BY-GAME (POINTS-REBOUNDS-ASSISTS)

Opponent	Date	Score	WL	02	03	04	10	12	20	22	25	31
				Hansen	Bigelow	Pinegar	Nashif	Opunui	Bobik	Balderson	Nielsen	Montague
at Univ. of San Diego	11/17/01	70-59	W	21-8-1	9-2-3	DNP	0-0-0	0-0-0	12-4-2	3-5-0	8-7-0	11-2-8
Arizona State	11/24/12	82-70	W	18-15-0	31-3-4	DNP	DNP	DNP	7-2-1	DNP	19-6-1	2-4-6
at UC Santa Barbara	11/28/01	58-68	L	14-10-2	15-5-1	DNP	DNP	DNP	4-5-0	0-0-1	3-4-1	8-5-6
at Utah State	12/01/01	81-90	LOT	26-5-1	21-2-1	DNP	DNP	0-0-1	13-4-3	1-0-0	14-4-0	2-1-10
Weber State	12/05/01	65-47	W	7-6-1	14-7-3	DNP	0-0-0	DNP	9-2-2	6-2-2	14-8-2	8-2-7
Creighton	12/08/01	61-52	W	18-5-1	17-0-1	DNP	DNP	DNP	7-8-1	DNP	9-5-2	4-4-5
Fort Lewis	12/12/01	101-53	W	15-7-2	14-1-1	0-1-1	2-2-3	6-4-10	7-1-1	19-7-0	4-4-2	7-5-4
Idaho	12/15/01	70-48	W	11-4-1	19-4-1	0-1-0	0-0-1	0-0-0	17-3-2	3-1-0	2-4-0	4-3-15
vs Stanford	12/22/01	81-76	W	8-9-0	15-5-0	DNP	0-0-0	DNP	10-4-2	DNP	29-6-2	8-7-4
Cal State Northridge	12/27/01	84-70	W	11-4-1	27-2-1	0-0-0	3-2-1	DNP	17-4-4	0-0-0	5-6-0	6-7-4
Southern Utah	12/29/01	79-58	W	16-4-3	20-6-2	2-1-0	0-3-2	DNP	6-0-2	11-2-2	6-4-1	2-3-10
San Francisco	01/02/02	65-51	W	9-6-2	15-2-1	0-0-0	0-1-0	DNP	2-2-2	2-0-0	12-8-3	11-7-7
at Pepperdine	01/05/02	79-82	LOT	30-17-2	14-2-1	DNP	0-0-0	DNP	8-2-0	3-0-0	10-3-0	12-6-8
San Diego State	01/12/02	75-64	W	19-2-2	13-1-2	DNP	DNP	DNP	0-2-0	0-0-0	11-3-1	8-8-6
UNLV	01/15/02	60-47	W	10-6-3	16-4-0	DNP	0-0-0	DNP	7-2-2	0-0-0	11-4-0	6-6-5
at New Mexico	01/19/02	58-73	L	8-3-1	4-2-0	DNP	0-0-0	DNP	11-2-0	2-1-0	10-4-0	4-6-11
at Air Force	01/21/02	64-74	L	5-5-1	16-1-1	DNP	0-0-1	DNP	2-0-0	14-6-1	3-0-1	2-3-4
at Utah	01/28/02	66-71	L	22-11-0	4-4-3	DNP	0-0-0	DNP	10-1-0	5-2-0	10-3-1	13-7-5
Wyoming	02/02/02	85-70	W	19-9-1	19-2-1	DNP	DNP	DNP	5-2-3	6-0-0	12-7-2	6-3-15
Colorado State	02/04/02	57-52	W	17-5-1	20-5-0	DNP	DNP	DNP	2-3-0	0-2-0	7-4-1	5-3-11
at UNLV	02/09/02	70-73	L	21-4-3	13-2-2	DNP	0-0-1	DNP	2-3-0	4-2-1	14-5-0	0-2-8
at San Diego State	02/11/02	73-77	L	7-2-1	10-2-4	DNP	0-0-1	DNP	7-3-1	8-0-1	14-7-0	12-2-5
New Mexico	02/16/02	68-62	W	20-5-4	14-1-2	DNP	DNP	DNP	0-1-1	2-1-0	10-5-1	5-1-8
Air Force	02/18/02	67-51	W	19-5-2	3-4-2	0-0-0	0-0-0	DNP	8-1-1	5-0-1	2-9-2	13-6-7
Utah	02/23/02	63-61	W	17-7-3	11-2-2	DNP	0-0-0	DNP	0-1-0	2-1-0	14-4-1	7-2-7
at Wyoming	02/28/02	60-76	L	16-4-0	14-3-1	DNP	4-0-0	DNP	2-0-1	0-1-1	14-3-0	4-1-3
at Colorado State	03/02/02	75-79	LOT	15-4-2	12-1-0	DNP	0-0-0	DNP	3-1-0	2-2-0	14-6-1	7-5-7
vs San Diego State	03/07/02	51-62	L	10-7-0	15-3-0	DNP	DNP	DNP	2-0-1	2-3-1	11-11-0	5-6-4
U.C. Irvine	03/14/02	78-55	W	23-5-0	15-2-3	2-0-0	2-0-0	DNP	8-1-0	7-1-1	2-3-1	3-6-12
at Memphis	03/20/02	69-80	L	17-3-5	17-2-1	DNP	0-1-0	DNP	15-2-2	1-2-0	6-5-3	2-3-5

Opponent	Date	Score	WL	32	40	42	52
				Jepsen	Howard	Carlisle	Jensen
at Univ. of San Diego	11/17/01	70-59	W	0-1-0	0-1-0	DNP	6-4-0
Arizona State	11/24/12	82-70	W	1-6-0	DNP	DNP	4-2-1
at UC Santa Barbara	11/28/01	58-68	L	0-5-0	DNP	DNP	14-0-0
at Utah State	12/01/01	81-90	LOT	0-3-0	0-0-0	DNP	4-1-0
Weber State	12/05/01	65-47	W	0-1-0	0-1-0	0-2-0	7-2-0
Creighton	12/08/01	61-52	W	2-2-0	0-0-0	DNP	4-10-2
Fort Lewis	12/12/01	101-53	W	5-3-2	4-5-0	6-3-0	12-1-0
Idaho	12/15/01	70-48	W	2-1-0	0-3-0	0-1-0	12-4-0
vs Stanford	12/22/01	81-76	W	0-1-0	0-1-0	2-2-0	9-2-0
Cal State Northridge	12/27/01	84-70	W	0-0-0	2-0-0	0-1-0	13-10-1
Southern Utah	12/29/01	79-58	W	0-3-0	1-0-0	1-2-0	14-5-0
San Francisco	01/02/02	65-51	W	0-0-0	0-0-0	4-3-1	10-2-0
at Pepperdine	01/05/02	79-82	LOT	0-1-0	DNP	2-2-0	0-5-0
San Diego State	01/12/02	75-64	W	7-2-0	DNP	0-4-1	17-2-0
UNLV	01/15/02	60-47	W	0-0-0	DNP	2-2-0	8-7-1
at New Mexico	01/19/02	58-73	L	0-0-0	DNP	4-4-0	15-3-0
at Air Force	01/21/02	64-74	L	0-0-0	DNP	2-0-0	20-7-0
at Utah	01/28/02	66-71	L	2-3-0	DNP	0-1-0	0-2-0
Wyoming	02/02/02	85-70	W	0-0-1	0-0-0	8-1-2	10-2-0
Colorado State	02/04/02	57-52	W	0-1-0	0-0-0	0-0-0	6-3-0
at UNLV	02/09/02	70-73	L	4-3-0	DNP	0-1-0	12-7-0
at San Diego State	02/11/02	73-77	L	0-3-0	8-7-0	0-0-1	7-0-0
New Mexico	02/16/02	68-62	W	2-0-0	3-2-0	5-2-0	7-2-0
Air Force	02/18/02	67-51	W	0-2-0	1-5-0	2-0-0	14-2-0
Utah	02/23/02	63-61	W	0-0-0	3-3-0	0-1-0	9-6-0
at Wyoming	02/28/02	60-76	L	0-0-1	4-3-0	2-0-0	0-3-0
at Colorado State	03/02/02	75-79	LOT	0-0-0	4-6-1	0-0-0	18-1-0
vs San Diego State	03/07/02	51-62	L	0-0-0	4-3-0	DNP	2-4-0
U.C. Irvine	03/14/02	78-55	W	2-1-0	3-5-0	9-4-0	2-4-1
at Memphis	03/20/02	69-80	L	0-0-0	1-1-0	8-3-0	2-3-0




# 2001-02 statistics

## BYU GAME HIGHS

<b>POINTS</b> .....	101	vs Fort Lewis College (12/12/01)
.....	.85	vs Wyoming (02/02/02)
.....	.84	vs Cal State Northridge (12/27/01)
.....	.82	vs Arizona State (11/24/12)
.....	.81	vs Stanford (12/22/01)
.....	.81	at Utah State (12/01/01)
<b>FIELD GOALS MADE</b> .....	.39	vs Fort Lewis (12/12/01)
.....	.34	vs Wyoming (02/02/02)
<b>FIELD GOAL ATTEMPTS</b> .....	.66	at Pepperdine (01/05/02)
.....	.59	vs San Diego State (03/07/02)
<b>FIELD GOAL PCT.</b> .....	.696 (39-56)	vs Fort Lewis College (12/12/01)
.....	.596 (28-47)	vs Southern Utah (12/29/01)
<b>3 PT FIELD GOALS MADE</b> .....	.11	vs Southern Utah (12/29/01)
.....	.11	vs Idaho (12/15/01)
<b>3 PT FG ATTEMPTS</b> .....	.22	vs Southern Utah (12/29/01)
.....	.21	vs Idaho (12/15/01)
<b>3 PT FG PERCENTAGE</b> .....	.636 (7-11)	vs Stanford (12/22/01)
.....	.615 (8-13)	at Memphis (03/20/02)
.....	.615 (8-13)	vs Air Force (02/18/02)
<b>FREE THROWS MADE</b> .....	.29	vs Cal State Northridge (12/27/01)
.....	.27	at Univ. of San Diego (11/17/01)
<b>FREE THROW ATTEMPTS</b> .....	.36	vs Cal State Northridge (12/27/01)
.....	.35	vs San Diego State (01/12/02)
.....	.35	at Univ. of San Diego (11/17/01)
<b>FREE THROW PCT.</b> .....	.895 (17-19)	vs Idaho (12/15/01)
.....	.889 (8-9)	vs Weber State (12/05/01)
<b>REBOUNDS</b> .....	.47	vs Fort Lewis (12/12/01)
.....	.45	vs San Diego State (03/07/02)
<b>ASSISTS</b> .....	.26	vs Fort Lewis (12/12/01)
.....	.25	vs Wyoming (02/02/02)
<b>STEALS</b> .....	.13	at Memphis (03/20/02)
.....	.09	vs Univ. of San Francisco (01/02/02)
<b>BLOCKED SHOTS</b> .....	.08	vs Wyoming (02/02/02)
.....	.07	at Wyoming (02/28/02)
<b>TURNOVERS</b> .....	.20	vs UNLV (01/15/02)
.....	.20	vs Southern Utah (12/29/01)
<b>FOULS</b> .....	.28	at Pepperdine (01/05/02)
.....	.27	at Colorado State (03/02/02)
.....	.27	at Univ. of San Diego (11/17/01)

## BYU GAME LOWS

<b>POINTS</b> .....	.51	vs San Diego State (03/07/02)
.....	.57	vs Colorado State (02/04/02)
.....	.58	at UC Santa Barbara (11/28/01)
.....	.58	at New Mexico (01/19/02)
.....	.60	vs UNLV (01/15/02)
.....	.60	at Wyoming (02/28/02)
<b>FIELD GOALS MADE</b> .....	.15	vs Colorado State (02/04/02)
.....	.18	vs UNLV (01/15/02)
.....	.18	vs San Diego State (03/07/02)
<b>FIELD GOAL ATTEMPTS</b> .....	.34	vs Air Force (02/18/02)
.....	.39	vs Idaho (12/15/01)
<b>FIELD GOAL PCT.</b> .....	.305 (18-59)	vs San Diego State (03/07/02)
.....	.375 (15-40)	vs Colorado State (02/04/02)
<b>3 PT FIELD GOALS MADE</b> .....	.02	vs New Mexico (02/16/02)
.....	.03	at Univ. of San Diego (11/17/01)
.....	.03	vs Creighton (12/08/01)
.....	.03	at New Mexico (01/19/02)
.....	.03	at Wyoming (02/28/02)
.....	.03	vs San Diego State (03/07/02)
<b>3 PT FG ATTEMPTS</b> .....	.07	vs Creighton (12/08/01)
.....	.10	at Univ. of San Diego (11/17/01)
.....	.10	vs UNLV (01/15/02)
.....	.10	vs New Mexico (02/16/02)
<b>3 PT FG PCT.</b> .....	.176 (3-17)	vs San Diego State (03/07/02)
.....	.200 (2-10)	vs New Mexico (02/16/02)
<b>FREE THROWS MADE</b> .....	.07	at New Mexico (01/19/02)
.....	.08	vs Weber State (12/05/01)
<b>FREE THROW ATTEMPTS</b> .....	.09	vs Weber State (12/05/01)
.....	.11	vs Wyoming (02/02/02)
<b>FREE THROW PCT</b> .....	.583 (7-12)	at New Mexico (01/19/02)
.....	.647 (11-17)	at Memphis (3/20/02)
<b>REBOUNDS</b> .....	.23	at Air Force (01/21/02)
.....	.24	at Utah State (12/01/01)
.....	.24	at Wyoming (2/28/02)
<b>ASSISTS</b> .....	.06	vs San Diego State (03/07/02)
.....	.07	at Wyoming (02/28/02)
<b>STEALS</b> .....	.00	vs Stanford (12/22/01)
.....	.02	at San Diego State (02/11/02)
<b>BLOCKED SHOTS</b> .....	.00	at Memphis (03/20/02)
.....	.01	vs Arizona State (11/24/12)
.....	.01	at Utah State (12/01/01)
.....	.01	vs Stanford (12/22/01)
.....	.01	vs Cal State Northridge (12/27/01)
.....	.01	at Colorado State (03/02/02)
<b>TURNOVERS</b> .....	.08	vs San Diego State (01/12/02)
.....	.08	at Wyoming (02/28/02)
<b>FOULS</b> .....	.12	vs Univ. of San Francisco (01/02/02)
.....	.12	vs UNLV (01/15/02)




## OPPONENT GAME HIGHS

POINTS	.90	at Utah State (12/01/01)
	.82	at Pepperdine (01/05/02)
	.80	at Memphis (03/20/02)
	.79	at Colorado State (03/02/02)
	.77	at San Diego State (02/11/02)
FIELD GOALS MADE	.30	at New Mexico (01/19/02)
	.29	at Memphis (03/20/02)
FIELD GOAL ATTEMPTS	.66	vs Stanford (12/22/01)
	.65	at Pepperdine (01/5/02)
FIELD GOAL PCT.	.543 (25-46)	at Air Force (01/21/02)
	.536 (30-56)	at New Mexico (01/19/02)
3 PT FIELD GOALS MADE	.13	at Air Force (01/21/02)
	.9	at Pepperdine (01/05/02)
3 PT FG ATTEMPTS	.25	vs Air Force (02/18/02)
	.25	at Pepperdine (01/05/02)
	.25	vs Stanford (12/22/01)
3 PT FG PERCENTAGE	.542 (13-24)	at Air Force (01/21/02)
	.500 (6-12)	at San Diego State (02/11/02)
FREE THROWS MADE	.28	at Utah State (12/01/01)
	.27	at Colorado State (03/02/02)
FREE THROW ATTEMPTS	.36	at Pepperdine (01/05/02)
	.35	at Univ. of San Diego (11/17/01)
FREE THROW PCT.	.933 (28-30)	at Utah State (12/01/01)
	.913 (21-23)	vs Wyoming (02/02/02)
REBOUNDS	.48	at Wyoming (2/28/02)
	.44	vs San Diego State (01/12/02)
ASSISTS	.23	at Utah State (12/01/01)
	.20	at San Diego State (02/11/02)
	.20	at UNLV (02/09/02)
STEALS	.13	vs UNLV (01/15/02)
	.11	at Memphis (03/20/02)
BLOCKED SHOTS	.7	at Colorado State (03/02/02)
	.6	at Memphis (03/20/02)
	.6	at Pepperdine (01/05/02)
TURNOVERS	.18	vs U.C. Irvine (03/14/02)
	.18	at Colorado State (03/02/02)
	.18	vs Colorado State (02/04/02)
FOULS	.28	at Univ. of San Diego (11/17/01)
	.26	vs Colorado State (02/04/02)
	.26	vs San Diego State (01/12/02)
	.26	vs Arizona State (11/24/12)

## OPPONENT GAME LOWS

POINTS	.47	vs Weber State (12/05/01)
	.47	vs UNLV (01/15/02)
	.48	vs Idaho (12/15/01)
	.51	vs Univ. of San Francisco (01/02/02)
	.51	vs Air Force (02/18/02)
FIELD GOALS MADE	.16	vs Air Force (02/18/02)
	.17	vs Weber State (12/05/01)
	.17	vs Idaho (12/15/01)
FIELD GOAL ATTEMPTS	.44	vs Air Force (02/18/02)
	.46	at Air Force (01/21/02)
FIELD GOAL PCT.	.333 (19-57)	vs Fort Lewis (12/12/01)
	.340 (17-50)	vs Idaho (12/15/01)
3 PT FIELD GOALS MADE	.1	vs Wyoming (02/02/02)
	.2	vs Weber State (12/05/01)
	.2	vs UNLV (01/15/02)
3 PT FG ATTEMPTS	.9	vs San Diego State (01/12/02)
	.9	vs Wyoming (02/02/02)
3 PT FG PERCENTAGE	.111 (1-9)	vs Wyoming (02/02/02)
	.143 (2-14)	vs UNLV (01/15/02)
	.143 (3-21)	vs Univ. of San Francisco (01/02/02)
FREE THROWS MADE	.5	vs UNLV (01/15/02)
	.8	vs Fort Lewis (12/12/01)
	.8	vs Univ. of San Francisco (01/02/02)
	.8	vs Colorado State (02/04/02)
	.8	vs U.C. Irvine (03/14/02)
FREE THROW ATTEMPTS	.8	vs UNLV (01/15/02)
	.9	vs Univ. of San Francisco (01/02/02)
FREE THROW PCT.	.528 (19-36)	at Pepperdine (01/05/02)
	.543 (19-35)	at Univ. of San Diego (11/17/01)
REBOUNDS	.15	vs Air Force (02/18/02)
	.17	vs Fort Lewis (12/12/01)
ASSISTS	.7	vs Weber State (12/05/01)
	.7	vs Creighton (12/08/01)
STEALS	.2	vs San Diego State (01/12/02)
	.2	at Air Force (01/21/02)
	.2	vs Wyoming Cowboys (02/02/02)
	.2	vs New Mexico (02/16/02)
BLOCKED SHOTS	.0	vs Ft. Lewis/Idaho/CSUN/SUU/UCI
TURNOVERS	.7	at Utah State (12/1/01)
	.7	at San Diego State (02/11/02)
FOULS	.13	vs Wyoming Cowboys (02/02/02)
	.14	vs Idaho (12/15/01)




# 2001-02 statistics

## 2001-2002 BYU/OPPONENT GAME-BY-GAME STATS

Opponent	1st	2nd	Score	Mar	Total FG	FG Pct	3-Pointers	3FG Pct	Free Throws	FT Pct	Rebounds	Mar	Assist	TOver	Block	Steal	Fouls
University of San Diego	27/23	43/36	70-59	+11	20-44/18-52	.455/.346	3-10/4-17	.300/.235	27-35/19-35	.771/.543	37/31	+6	14/13	18/11	2/2	6/7	27/28
Arizona State	37/29	45/41	82-70	+12	25-55/26-56	.455/.464	7-17/4-11	.412/.364	25-31/14-20	.806/.700	42/26	+16	13/11	19/16	1/2	3/9	21/26
UC Santa Barbara	34/29	24/39	58-68	(10)	20-52/20-53	.385/.377	6-14/3-16	.429/.188	12-16/25-28	.750/.893	35/35	-	11/15	17/11	3/3	4/9	18/16
Utah State	37/34	38/41	81-90	(9)	28-58/28-55	.483/.509	9-20/6-13	.450/.462	16-19/28-30	.842/.933	24/35	(11)	16/23	10/7	1/1	4/4	24/16
Weber State	43/29	22/18	65-47	+18	26-57/17-48	.456/.354	5-15/2-12	.333/.167	8-9/11-20	.889/.550	37/32	+5	17/7	12/15	3/1	5/5	20/15
Creighton	26/23	35/29	61-52	+9	19-40/19-55	.475/.345	3-7/4-17	.429/.235	20-25/10-16	.800/.625	36/29	+7	12/7	16/11	5/4	6/10	16/21
Fort Lewis	50/21	51/32	101-53	+48	39-56/19-57	.696/.333	5-14/7-24	.357/.292	18-24/8-14	.750/.571	47/17	+30	26/14	16/13	3/0	8/7	16/22
Idaho	32/19	38/29	70-48	+22	21-39/17-50	.538/.340	11-21/5-14	.524/.357	17-19/9-13	.895/.692	29/25	+4	20/10	11/9	5/0	4/5	13/14
Stanford	40/41	41/35	81-76	+5	24-52/27-66	.462/.409	7-11/6-25	.636/.240	26-34/16-24	.765/.667	38/37	+1	8/14	12/8	1/5	0/5	19/22
Cal State Northridge	34/24	50/46	84-70	+14	25-55/26-59	.455/.441	5-18/7-22	.278/.318	29-36/11-17	.806/.647	39/32	+7	12/14	12/15	1/0	8/8	16/24
Southern Utah	34/21	45/37	79-58	+21	28-47/20-56	.596/.357	11-22/7-21	.500/.333	12-17/11-19	.706/.579	38/26	+12	22/11	20/14	3/0	3/10	18/17
San Francisco	36/31	29/20	65-51	+14	21-49/20-50	.429/.400	4-14/3-21	.286/.143	19-23/8-9	.826/.889	32/30	+2	16/8	9/15	6/2	9/3	12/18
Pepperdine	34/26	35/43	79-82	(3)	26-66/27-65	.394/.415	5-15/9-25	.333/.360	22-28/19-36	.786/.528	44/43	+1	11/9	15/17	2/6	4/6	28/24
San Diego State	39/32	36/32	75-64	+11	22-49/21-57	.449/.368	5-16/3-9	.313/.333	26-35/19-23	.743/.826	28/44	(16)	12/10	8/13	4/2	6/2	20/26
UNLV	22/26	38/21	60-47	+13	18-42/20-51	.429/.392	4-10/2-14	.400/.143	20-28/5-8	.714/.625	39/22	+17	11/10	20/15	2/5	4/13	12/22
New Mexico	32/31	26/42	58-73	(15)	24-54/30-56	.444/.536	3-13/4-13	.231/.308	7-12/9-14	.583/.643	29/33	(4)	12/16	13/10	3/3	5/5	18/15
Air Force	30/42	34/32	64-74	(10)	20-43/25-46	.465/.543	5-16/13-24	.313/.542	19-23/11-17	.826/.647	23/27	(4)	9/17	11/10	2/3	5/2	17/20
Utah	22/34	44/37	66-71	(5)	24-55/21-50	.436/.420	5-16/4-18	.313/.222	13-15/25-31	.867/.806	36/29	+7	9/9	17/11	3/3	5/8	26/16
Wyoming	45/33	40/37	85-70	+15	34-58/24-53	.586/.453	8-14/1-9	.571/.111	9-11/21-23	.818/.913	27/29	(2)	25/9	9/13	8/1	5/2	19/13
Colorado State	30/30	27/22	57-52	+5	15-40/20-47	.375/.426	6-14/4-10	.429/.400	21-31/8-12	.677/.667	30/30	-	13/14	14/18	3/2	6/4	14/26
UNLV	31/43	39/30	70-73	(3)	25-54/28-60	.463/.467	5-13/5-16	.385/.313	15-20/12-19	.750/.632	32/35	(3)	15/20	12/10	2/2	5/7	17/20
San Diego State	32/40	41/37	73-77	(4)	26-51/27-56	.510/.482	6-12/6-12	.500/.500	15-20/17-22	.750/.773	27/31	(4)	14/20	9/7	5/2	2/5	22/18
New Mexico	34/34	34/28	68-62	+6	24-49/24-53	.490/.453	2-10/5-17	.200/.294	18-23/9-15	.783/.600	25/32	(7)	16/11	9/17	4/3	4/2	15/19
Air Force	39/26	28/25	67-51	+16	19-34/16-44	.559/.364	8-13/7-25	.615/.280	21-32/12-15	.656/.800	35/15	+20	15/12	17/10	4/1	6/10	14/24
Utah	26/43	37/18	63-61	+2	22-49/23-47	.449/.489	6-14/4-13	.429/.308	13-19/11-18	.684/.611	32/29	+3	13/14	11/13	2/3	5/8	18/19
Wyoming	29/34	31/42	60-76	(16)	21-51/26-60	.412/.433	3-12/4-11	.250/.364	15-19/20-26	.789/.769	24/48	(24)	7/15	8/9	7/5	5/4	21/22
Colorado State	35/26	24/33	75-79	(4)	24-52/23-50	.462/.460	6-12/6-14	.500/.429	21-29/27-34	.724/.794	28/37	(9)	11/9	16/18	1/7	7/9	27/24
San Diego State	18/24	33/38	51-62	(11)	18-59/21-54	.305/.389	3-17/3-12	.176/.250	12-16/17-21	.750/.810	45/34	+11	6/11	16/10	4/5	4/7	18/17
U.C. Irvine	38/28	40/27	78-55	+23	28-51/22-53	.549/.415	6-15/3-12	.400/.250	16-22/8-12	.727/.667	34/26	+8	18/8	17/18	2/0	7/5	16/22
Memphis	29/42	40/38	69-80	(11)	25-53/29-56	.472/.518	8-13/6-13	.615/.462	11-17/16-24	.647/.667	28/34	(6)	16/16	18/16	0/6	13/11	19/17

\*NOTE: GAME TOTALS ARE DISPLAYED IN THE FORMAT TEAM/OPPONENT FOR EACH CATEGORY

Games played: 30  
 Points/game: 67.2  
 Assists/game: 13.0  
 FG Pct: 46.7%  
 3FG Pct: 38.9%  
 FT Pct: 73.5%  
 Rebounds/game: 29.6  
 Blocks/game: 3.6  
 Steals/game: 5.0  
 Turnovers/game: 12.4  
 Assist/turnover ratio: 1.0





## GAME #1

Brigham Young University **70**  
University of San Diego **59**

November 17, 2001  
Jenny Craig Pavilion • San Diego (2,315)

BYU Cougars 1-0	tot-fg		3-pt		rebounds		pts		blk		min			
## Player	fg	fga	fg	fga	ft	fta	of	de	tp	a	to	blk		
03 BIGELOW, Mark	f	3	10	3	2	2	2	2	5	9	3	2	0	23
25 NIELSEN, Eric	f	3	7	0	0	2	2	1	6	7	2	0	0	38
40 HOWARD, Dan	c	0	0	0	0	0	0	1	1	1	0	0	0	7
02 HANSEN, Travis	g	6	11	0	1	9	15	1	7	8	4	21	1	37
31 MONTAGUE, Matt	g	2	5	0	1	7	8	0	2	3	11	8	3	38
10 NASHIF, Terry	g	0	0	0	0	0	0	0	0	0	0	0	0	1
12 OPUINU, Shawn	g	0	0	0	0	0	0	0	0	0	0	0	0	1
20 BOBIK, Daniel	g	3	7	2	5	4	4	1	3	4	12	2	4	33
22 BALDERSON, Jim	g	1	2	0	0	1	2	1	4	5	2	3	0	10
32 JEPSEN, Bart	g	0	0	0	0	0	1	0	1	0	0	0	0	3
52 JENSEN, Jared	g	2	2	0	0	2	2	4	5	6	0	0	0	9
TEAM														
Totals.....		20	44	3	10	27	35	8	29	37	27	70	14	28

TOTAL FG%	1st Half: 10-25 40%	2nd Half: 10-19 52.6%	Game: 45.5%	DEADBALL
3-PT FG%	1st Half: 2-7 28.6%	2nd Half: 1-3 33.3%	Game: 30.0%	REBOUNDS
F Throw %	1st Half: 5-8 62.5%	2nd Half: 22-27 81.5%	Game: 77.1%	4

Univ. of San Diego 0-1	tot-fg		3-pt		rebounds		pts		blk		min			
## Player	fg	fga	fg	fga	ft	fta	of	de	tp	a	to	blk		
24 LIPPOLD, Tom	f	3	9	0	0	4	6	0	3	3	10	0	0	1
53 HANSON, Kevin	c	0	1	0	0	2	4	0	1	1	4	2	1	0
12 LAWS, Andre	g	2	10	0	0	3	8	1	0	1	9	2	1	0
20 McGRAIN, Mike	g	0	2	0	1	2	4	0	1	5	2	3	5	0
25 ADAMO, Sam	g	5	15	1	5	0	0	3	6	9	3	11	0	2
14 DELZELL, Matt	g	1	1	1	0	0	0	0	0	2	3	2	0	0
21 BOAROMAN, Scott	g	1	3	0	2	1	2	0	0	0	4	3	2	0
32 BELSER, Corey	g	0	1	0	1	2	1	2	3	2	1	1	1	0
34 BLAIR, Jason	g	0	1	0	3	4	2	4	4	15	1	0	0	11
42 LEWIS, Nick	g	0	1	0	1	2	1	0	1	0	1	0	1	0
54 HEGARTY, Ryan	g	1	1	0	0	0	3	0	1	0	2	0	0	1
TEAM														
Totals.....		18	52	4	17	19	35	12	19	31	28	59	13	11

TOTAL FG%	1st Half: 6-25 24.0%	2nd Half: 12-27 44.4%	Game: 34.6%	DEADBALL
3-PT FG%	1st Half: 1-11 9.1%	2nd Half: 3-6 50.0%	Game: 23.5%	REBOUNDS
F Throw %	1st Half: 10-15 66.7%	2nd Half: 9-20 45.0%	Game: 54.3%	9

Officials: Fred Carbone, Andy Rios, Sam Haddad  
Technical fouls: Brigham Young University-None. University of San Diego-None.

Score by Periods	1st	2nd	Total
Brigham Young University	27	43	70
University of San Diego	23	36	59

## GAME #2

Brigham Young University **82**  
Arizona State **70**

November 24, 2001  
Marriott Center • Provo (6,228)

BYU Cougars 2-0	tot-fg		3-pt		rebounds		pts		blk		min			
## Player	fg	fga	fg	fga	ft	fta	of	de	tp	a	to	blk		
03 BIGELOW, Mark	f	9	17	4	8	9	10	1	2	3	4	2	0	37
25 NIELSEN, Eric	f	8	11	0	0	3	5	4	2	3	19	1	2	38
52 JENSEN, Jared	c	2	3	0	0	0	0	2	2	3	4	1	0	0
02 HANSEN, Travis	g	16	2	6	6	5	10	15	4	18	0	5	0	31
31 MONTAGUE, Matt	g	0	2	1	2	0	4	2	2	6	5	0	0	40
20 BOBIK, Daniel	g	1	2	1	2	4	6	2	2	7	1	2	1	19
32 JEPSEN, Bart	g	0	4	0	0	1	2	1	5	6	1	0	3	20
TEAM														
Totals.....		25	55	7	17	25	31	15	27	42	21	82	13	19

TOTAL FG%	1st Half: 12-31 38.7%	2nd Half: 13-24 54.2%	Game: 45.5%	DEADBALL
3-PT FG%	1st Half: 5-12 41.7%	2nd Half: 2-5 40.0%	Game: 41.2%	REBOUNDS
F Throw %	1st Half: 8-11 72.7%	2nd Half: 17-20 85.0%	Game: 80.6%	3

Arizona State 1-2	tot-fg		3-pt		rebounds		pts		blk		min			
## Player	fg	fga	fg	fga	ft	fta	of	de	tp	a	to	blk		
04 SMITH, Tommy	f	5	12	0	1	9	11	2	7	9	5	19	0	3
25 PREWITT, Chad	c	7	10	2	3	4	6	3	1	4	20	2	3	0
03 DODD, Kyle	g	1	1	0	0	0	1	0	0	1	2	0	0	0
14 MILLAGE, Curtis	g	6	14	0	3	0	0	1	0	1	3	12	3	0
15 SHELL, Tanner	g	0	1	0	1	2	0	1	2	1	2	1	0	0
01 BRAXTON, Jason	g	2	5	0	0	0	1	1	3	4	1	4	2	22
02 KNIGHT, Dorell	g	1	2	0	0	0	0	2	2	2	0	1	0	1
11 STOREY, Aunte	g	0	0	0	0	0	3	0	0	0	0	0	0	0
12 CRANDALL, Kenny	g	2	4	1	2	0	0	1	1	4	5	1	0	13
20 NAMRA, Brad	g	0	0	0	0	0	1	1	1	0	0	0	0	1
22 JOHNSTON, Tyson	g	0	0	0	0	0	0	0	0	0	0	0	0	2
23 HOWARD, Jonathan	g	1	2	0	0	0	0	1	1	2	4	0	0	9
24 ALLEN, Justin	g	0	0	0	0	0	0	0	0	0	0	0	0	1
42 REDHAGE, Shawn	g	1	3	1	1	0	0	0	0	0	3	0	2	1
TEAM														
Totals.....		26	56	4	11	14	20	7	19	26	70	11	16	2

TOTAL FG%	1st Half: 10-21 47.6%	2nd Half: 16-35 45.7%	Game: 46.4%	DEADBALL
3-PT FG%	1st Half: 1-3 33.3%	2nd Half: 3-8 37.5%	Game: 36.4%	REBOUNDS
F Throw %	1st Half: 8-12 66.7%	2nd Half: 6-8 75.0%	Game: 70.0%	1

Officials: Bill Gracy, Stanley Reynolds, Mark Whitehead  
Technical fouls: Arizona State-None. BYU Cougars-None.

Score by Periods	1st	2nd	Total
Arizona State	29	41	70
Brigham Young University	37	45	82

## GAME #3

Brigham Young University **58**  
UC Santa Barbara **68**

November 28, 2001  
The Thunderdome • Santa Barbara (3,608)

BYU Cougars 2-1	tot-fg		3-pt		rebounds		pts		blk		min			
## Player	fg	fga	fg	fga	ft	fta	of	de	tp	a	to	blk		
25 NIELSEN, Eric	f	1	4	0	1	1	2	2	4	4	3	1	5	0
52 JENSEN, Jared	f	4	5	0	0	6	8	0	0	0	14	0	0	32
02 HANSEN, Travis	g	4	16	2	4	4	2	8	10	13	14	2	1	0
03 BIGELOW, Mark	g	5	13	4	6	1	0	5	1	15	1	5	3	0
31 MONTAGUE, Matt	g	4	7	0	1	0	2	1	4	5	3	8	6	2
20 BOBIK, Daniel	g	2	7	0	2	0	0	1	4	5	2	4	0	2
22 BALDERSON, J.	g	0	0	0	0	0	0	0	0	0	0	0	0	1
32 JEPSEN, Bart	g	0	0	0	0	0	0	0	1	4	5	1	0	0
TEAM														
Totals.....		20	52	6	14	12	16	7	28	35	18	58	11	17

TOTAL FG%	1st Half: 14-26 53.8%	2nd Half: 6-26 23.1%	Game: 38.5%	DEADBALL
3-PT FG%	1st Half: 5-13 38.5%	2nd Half: 1-11 9.1%	Game: 42.9%	REBOUNDS
F Throw %	1st Half: 1-1 100%	2nd Half: 11-15 73.3%	Game: 75.0%	1

UC Santa Barbara 3-1	tot-fg		3-pt		rebounds		pts		blk		min			
## Player	fg	fga	fg	fga	ft	fta	of	de	tp	a	to	blk		
30 Hull, Mark	f	9	17	2	6	3	5	0	6	6	1	23	2	1
40 Vukobich, Mike	f	1	5	0	0	0	0	1	1	2	2	2	0	0
45 Midjaye, Adama	c	2	5	0	0	3	3	1	10	11	2	7	3	2
05 Alako, Jacoby	g	1	3	0	1	2	0	1	1	3	4	3	4	0
33 Fullow, Brandrind	g	1	12	0	5	10	2	2	4	1	12	2	1	0
03 Jones, Nick	g	4	8	1	4	0	1	4	5	1	9	1	3	0
32 Cool, Casey	g	0	0	0	0	0	0	0	0	0	0	0	0	0
35 Ward, B.J.	g	2	2	0	0	5	6	2	2	3	9	4	0	3
50 Whitehead, Bryan	g	0	1	0	0	2	1	2	3	2	2	0	0	0
TEAM														
Totals.....		20	53	3	16	25	28	7	28	35	16	68	15	13

TOTAL FG%	1st Half: 10-27 37.0%	2nd Half: 10-26 38.5%	Game: 37.7%	DEADBALL
3-PT FG%	1st Half: 2-7 28.6%	2nd Half: 1-9 11.1%	Game: 18.8%	REBOUNDS
F Throw %	1st Half: 7-8 87.5%	2nd Half: 10-20 50.0%		

# box scores

## GAME #7

Brigham Young University 101  
Fort Lewis 53

December 12, 2001

Marriott Center • Provo (3,881)

#	Player	tot-fg		3-pt		rebounds			ft	fta	of	de	tot	pf	tp	a	to	blk	s	min	
		fg	fga	fg	fga	ft	fta	of													de
03	BIGELOW, Mark	f	4	5	1	2	5	0	1	1	1	1	14	1	2	0	1	19			
25	NIELSEN, Eric	f	2	3	0	0	0	0	2	2	4	3	4	2	2	0	0	19			
52	JENSEN, Jared	c	5	7	0	0	2	3	0	1	0	12	0	0	0	0	0	16			
02	HANSEN, Travis	g	2	5	1	1	4	2	1	6	7	15	2	2	0	0	19				
31	MONTAGUE, Matt	g	6	8	1	4	2	2	1	4	5	0	7	4	2	0	1	19			
04	PINGEAR, Jesse	g	2	0	0	0	0	0	1	1	1	0	1	0	0	0	7				
10	NASHIF, Terry	g	1	1	0	0	0	0	2	2	2	3	1	0	0	0	10				
12	OPUNJU, Shawn	g	2	3	1	2	1	3	0	4	1	6	10	2	0	3	20				
20	BOBIK, Daniel	g	3	1	2	2	0	1	1	0	7	1	1	0	0	18					
22	BALDERSON, J.	g	8	10	1	3	2	4	1	6	7	19	0	2	0	22					
32	JEPSEN, Bart	g	2	3	0	0	0	1	1	2	3	5	2	1	0	11					
40	HOWARD, Dan	g	2	2	0	0	0	2	3	5	4	0	1	0	1	13					
42	CARLISLE, Jon	g	3	4	0	0	0	0	1	2	3	1	6	0	2	0	7				
TEAM																					
Totals.....		39		56		5		14		18		24		12		35		47		8	

TOTAL FG%	1st Half: 18-29 62.1%	2nd Half: 21-27 77.8%	Game: 69.6%	DEADBALL
3-PL FG%	1st Half: 2-9 22.2%	2nd Half: 5-10 50.0%	Game: 35.7%	REBOUNDS
F Throw %	1st Half: 12-14 85.7%	2nd Half: 6-10 60.0%	Game: 75.0%	2

#	Player	tot-fg		3-pt		rebounds			ft	fta	of	de	tot	pf	tp	a	to	blk	s	min	
		fg	fga	fg	fga	ft	fta	of													de
02	FUJIZ, Ben	*	4	10	0	0	0	0	2	3	5	4	8	1	0	0	0	20			
22	COLE, Zack	*	1	5	1	0	0	0	0	2	3	1	0	0	1	17					
23	PATIK, Kurt	*	4	10	1	2	2	3	0	4	2	11	3	1	0	29					
33	LORZ, Terop	*	4	10	2	5	2	4	0	1	1	12	1	4	0	31					
35	HATCH, Kevin	*	13	27	7	2	6	0	1	3	12	4	0	2	35						
01	YUTZ, Derek	*	0	0	0	0	0	0	0	0	1	0	2	0	12						
05	SMINGTON, Dan	g	1	2	1	2	0	0	1	2	3	1	1	0	15						
11	PIETRACK, Bob	g	0	0	0	0	0	0	0	0	1	0	1	0	4						
12	EDSTROM, Tim	g	0	2	0	1	0	0	1	2	1	0	0	0	13						
24	FAUST, Jason	g	0	0	0	0	0	0	2	2	1	0	0	0	4						
42	BROOKS, Nick	g	1	4	0	1	0	0	1	3	2	2	0	1	7						
55	GUNKLEMAN, Rob	g	1	1	0	0	0	0	0	2	0	1	1	0	13						
TEAM																					
Totals.....		19		57		7		24		8		14		7		20		7		200	

TOTAL FG%	1st Half: 8-28 28.6%	2nd Half: 11-29 37.9%	Game: 33.3%	DEADBALL
3-PL FG%	1st Half: 2-11 18.2%	2nd Half: 5-13 38.5%	Game: 29.2%	REBOUNDS
F Throw %	1st Half: 3-8 37.5%	2nd Half: 5-6 83.3%	Game: 57.1%	3

Officials: Terry Christman, Mark McMullen, Roosevelt Brown

Technical fouls: Fort Lewis College-None. BYU Cougars-None.

Score by Periods	1st	2nd	Total
Fort Lewis College	21	52	53
Brigham Young University	50	51	101

## GAME #8

Brigham Young University 70  
Idaho 48

December 15, 2001

Marriott Center • Provo (10,033)

#	Player	tot-fg		3-pt		rebounds			ft	fta	of	de	tot	pf	tp	a	to	blk	s	min	
		fg	fga	fg	fga	ft	fta	of													de
03	BIGELOW, Mark	f	4	7	3	6	8	0	4	4	3	19	1	2	0	1	24				
25	NIELSEN, Eric	f	1	2	0	0	0	0	4	4	0	2	0	1	0	25					
52	JENSEN, Jared	c	4	4	0	0	4	4	0	4	12	0	1	2	0	20					
02	HANSEN, Travis	g	2	8	2	4	3	5	0	4	11	1	0	1	0	33					
31	MONTAGUE, Matt	g	2	4	2	0	0	0	3	3	1	4	15	2	0	33					
04	PINGEAR, Jesse	g	0	1	0	0	0	0	1	1	0	0	1	0	2	5					
10	NASHIF, Terry	g	0	0	0	0	0	0	0	0	0	0	1	1	0	5					
12	OPUNJU, Shawn	g	0	0	0	0	0	0	0	0	1	0	1	0	2	2					
20	BOBIK, Daniel	g	5	8	5	7	2	2	0	3	3	17	2	1	0	19					
22	BALDERSON, J.	g	1	2	1	2	0	0	1	1	0	3	0	0	0	7					
32	JEPSEN, Bart	g	1	1	0	0	0	0	1	1	2	0	0	0	0	8					
40	HOWARD, Dan	g	1	0	0	0	0	0	1	2	3	0	0	0	13						
42	CARLISLE, Jon	g	0	1	0	0	0	0	1	1	0	0	0	0	0	6					
TEAM																					
Totals.....		21		39		11		27		29		13		20		11		5		200	

TOTAL FG%	1st Half: 9-18 50.0%	2nd Half: 12-21 57.1%	Game: 53.8%	DEADBALL
3-PL FG%	1st Half: 6-11 54.5%	2nd Half: 5-10 50.0%	Game: 52.4%	REBOUNDS
F Throw %	1st Half: 6-8 100%	2nd Half: 9-11 81.8%	Game: 89.5%	0

#	Player	tot-fg		3-pt		rebounds			ft	fta	of	de	tot	pf	tp	a	to	blk	s	min	
		fg	fga	fg	fga	ft	fta	of													de
25	HILAIRE, Rodney	f	2	7	0	2	1	2	1	3	4	1	5	1	2	0	27				
44	GERSCHESKE, M	f	0	8	0	2	1	2	2	4	6	5	1	2	0	26					
11	FLETCHER, Bethuel	g	4	9	3	5	0	0	2	2	4	11	3	1	0	37					
15	LOGAN, Justin	g	3	7	2	5	0	0	2	2	0	8	2	0	3	40					
21	JENKINS, Jerald	g	6	13	0	0	5	6	0	2	2	1	17	0	2	28					
04	HOLMES, Marquis	g	2	3	0	0	1	2	4	0	4	2	0	0	21						
05	TURNER, Jeremiah	g	0	0	0	0	0	0	0	0	0	0	1	0	4						
54	HOWELL, David	g	0	3	0	0	2	2	0	1	3	2	0	0	0	17					
TEAM																					
Totals.....		17		50		14		9		13		25		14		10		9		200	

TOTAL FG%	1st Half: 8-25 32.0%	2nd Half: 9-25 36.0%	Game: 34.0%	DEADBALL
3-PL FG%	1st Half: 0-4 0.0%	2nd Half: 5-10 50.0%	Game: 35.7%	REBOUNDS
F Throw %	1st Half: 3-5 60.0%	2nd Half: 6-8 75.0%	Game: 69.2%	3

Officials: Bill Kennedy, Greg Burks, Shawn Lbhig

Technical fouls: Idaho-Team. BYU Cougars-None.

Score by Periods	1st	2nd	Total
Idaho	19	29	48
Brigham Young University	32	38	70

## GAME #9

Brigham Young University 81  
Stanford (#13) 76

December 22, 2001 (Las Vegas Showdown)

Thomas & Mack Center • Las Vegas (9,601)

#	Player	tot-fg		3-pt		rebounds			ft	fta	of	de	tot	pf	tp	a	to	blk	s	min
		fg	fga	fg	fga	ft	fta	of												
03	BIGELOW, Mark	f	4	9	2	4	5	8	0	5	5	2	15	0	2	0	0	37		
25	NIELSEN, Eric	f	11	16	2	2	5	2	4	6	4	29	3	0	0	38				
52	JENSEN, Jared	c	2	5	0	0	0	6	2	0	3	9	0	1	0	19				
02	HANSEN, Travis	g	3	7	2	3	0	1	0	9	5	8	0	2	0	25				
31	MONTAGUE, Matt	g	0	3	0	0	0	8	1	1	6	7	0	8	4	1	0	40		
10	NASHIF, Terry	g	0	0	0	0	0	0	0	0	0	0	0	0	0	0	0	21		
20	BOBIK, Daniel	g	3	7	1	2	3	3	4	2	10	2	1	0	0	0	0	0	0	
32	JEPSEN, Bart	g	1	0	0	0	0	0	1	1	0	0	0	0	0	4				
40	HOWARD, Dan	g	0	1	0															

## GAME #13

Brigham Young University  
Pepperdine

79 (OT)  
82

January 5, 2002

Firestone Fieldhouse • Malibu, Calif. (3,378)

BYU Cougars 10-3	tot-fg	3-pt	rebounds														
# Player	fg	fga	fga	ft	fta	of	de	tot	pf	tp	a	to	bk	s	min		
03 BIGELOW, Mark	f	3	12	1	5	7	8	0	2	2	4	14	1	1	0	33	
25 NIELSEN, Eric	f	5	11	0	1	0	2	3	0	3	4	10	4	0	0	41	
52 JENSEN, Jared	c	0	4	0	0	0	0	3	2	5	1	0	0	2	0	29	
02 HANSEN, Travis	g	10	19	0	1	10	10	2	15	17	5	30	2	3	0	42	
31 MONTAGUE, Matt	g	9	8	1	2	5	8	1	5	6	2	12	8	1	0	25	
10 NASHIF, Terry	g	0	0	0	0	0	0	0	0	0	0	0	0	1	0	0	
20 BOBIK, Daniel	g	3	9	2	5	0	0	0	2	2	5	0	0	3	2	1	25
22 BALDERSON, Jimmy	g	1	1	1	0	0	0	0	0	0	1	3	0	0	0	1	
32 JEPSEN, Bart	g	0	0	0	0	0	0	0	0	0	1	1	0	0	0	1	
42 CARLISLE, Jon	g	2	0	0	0	0	1	1	2	5	2	0	0	0	0	8	
TEAM								5	1	6							
Totals.....	26	66	5	15	22	18	15	29	44	28	79	11	15	2	4	225	

TOTAL FG%	1st Half: 12-24 50.0%	2nd Half: 10-33 30.3%	Game: 39.4%	DEADBALL
3-Pt. FG%	1st Half: 2-7 28.6%	2nd Half: 3-6 50.0%	Game: 33.3%	REBOUNDS
F Throw %	1st Half: 8-9 88.9%	2nd Half: 12-17 70.6%	Game: 78.6%	5

Pepperdine (7-6)	tot-fg	3-pt	rebounds													
# Player	fg	fga	fga	ft	fta	of	de	tot	pf	tp	a	to	bk	s	min	
22 MCGOWAN, Glen	g	4	7	2	2	1	1	1	0	1	1	3	4	0	0	23
01 MONTGOMERY, D.	g	4	7	2	2	1	1	1	0	1	1	3	4	0	0	43
20 JOHNSON, Terrance	g	5	17	3	13	1	5	3	6	1	14	1	0	0	0	45
11 LEWIS, Craig	g	3	3	3	3	4	0	0	0	0	1	12	0	0	0	9
21 TURNER, Robert	g	0	1	0	0	0	0	0	0	0	0	0	0	0	0	4
22 MCGOWAN, Glen	g	5	11	0	3	3	10	3	1	4	5	13	0	0	0	22
23 COLBERT, Gary	g	0	0	0	0	0	0	0	0	0	2	0	0	0	0	2
25 WESTPHAL, Mike	g	0	0	0	0	0	0	0	0	0	0	0	0	0	0	1
TEAM								4	2	4						
Totals.....	27	65	9	25	19	16	17	26	43	24	82	9	17	6	2	225

TOTAL FG%	1st Half: 10-27 37.0%	2nd Half: 12-28 42.9%	Game: 41.5%	DEADBALL
3-Pt. FG%	1st Half: 2-10 20.0%	2nd Half: 4-10 40.0%	Game: 36.0%	REBOUNDS
F Throw %	1st Half: 4-7 57.1%	2nd Half: 15-25 60.0%	Game: 52.8%	8

Officials: David Libbey, Tom Wood and Bruce Hicks  
Technical fouls: Brigham Young-None. Pepperdine-None.

Score by Periods	1st	2nd	OT	Total
Brigham Young	34	35	10	79
Pepperdine	26	43	13	82

## GAME #14

Brigham Young University  
San Diego State

75  
64

January 12, 2002

Marriott Center • Provo (19,411)

BYU Cougars 11-3, 1-0	tot-fg	3-pt	rebounds													
# Player	fg	fga	fga	ft	fta	of	de	tot	pf	tp	a	to	bk	s	min	
03 BIGELOW, Mark	f	5	13	1	6	2	0	1	1	3	13	2	2	0	1	29
25 NIELSEN, Eric	f	3	5	0	1	1	2	3	4	11	1	0	1	0	1	23
52 JENSEN, Jared	c	4	6	0	0	9	12	1	2	5	17	0	1	0	1	28
02 HANSEN, Travis	g	5	10	3	4	6	9	0	2	2	9	19	2	1	1	36
31 MONTAGUE, Matt	g	2	5	1	2	3	4	0	8	8	1	8	6	3	0	39
20 BOBIK, Daniel	g	0	5	0	3	0	0	0	2	2	1	0	0	1	1	17
22 BALDERSON, Jimmy	g	0	0	0	0	0	0	0	0	0	0	0	0	0	0	1
32 JEPSEN, Bart	g	3	4	0	1	2	2	0	2	2	7	0	0	1	0	19
42 CARLISLE, Jon	g	0	1	0	0	0	0	1	3	4	1	0	1	0	0	8
TEAM								2	2	4						
Totals.....	22	49	5	16	26	35	7	21	28	20	75	12	8	4	6	200

TOTAL FG%	1st Half: 12-27 44.4%	2nd Half: 10-22 45.5%	Game: 44.9%	DEADBALL
3-Pt. FG%	1st Half: 4-11 36.4%	2nd Half: 1-5 20.0%	Game: 31.3%	REBOUNDS
F Throw %	1st Half: 11-15 73.3%	2nd Half: 15-20 75.0%	Game: 74.3%	2

San Diego State 10-5, 0-1	tot-fg	3-pt	rebounds													
# Player	fg	fga	fga	ft	fta	of	de	tot	pf	tp	a	to	bk	s	min	
02 SMITH, Brandon	f	2	3	0	0	0	0	3	3	6	4	4	2	2	0	24
23 HOLCOMB, Randy	f	10	14	0	1	1	2	9	11	4	21	6	0	0	0	35
30 MACKELL, Mike	c	2	6	0	0	11	12	4	2	6	5	15	1	0	0	26
04 BLAND, Tonyh	g	0	10	0	0	2	2	0	2	2	1	2	1	2	0	36
05 FAUX, Al	g	5	18	2	5	2	3	1	2	3	3	14	3	0	1	32
00 JOHNSON, Tommy	g	0	0	0	0	0	0	0	0	0	0	0	0	0	0	1
01 MOORE, Deandre	g	1	2	1	2	0	0	1	1	2	3	1	0	0	0	19
03 WALTON, Chris	g	0	1	0	1	2	0	2	2	2	1	2	0	0	0	11
10 KOVACIC, Karlo	g	0	1	0	1	0	0	0	0	0	0	0	0	0	0	2
33 EPPS, Myron	g	0	0	0	0	0	0	1	1	1	0	0	0	0	0	5
34 SANDERS, AErick	g	1	2	0	0	2	2	0	2	4	4	0	1	0	1	9

TOTAL FG%	1st Half: 11-29 37.9%	2nd Half: 10-28 35.7%	Game: 36.8%	DEADBALL
3-Pt. FG%	1st Half: 2-6 33.3%	2nd Half: 1-3 33.3%	Game: 33.3%	REBOUNDS
F Throw %	1st Half: 8-9 88.9%	2nd Half: 11-14 78.6%	Game: 82.6%	2

Officials: Jim Stupin, Bill Gracy, Mill Stowe  
Technical fouls: San Diego State-None. BYU Cougars-None.

Score by Periods	1st	2nd	Total
San Diego State	32	32	64
Brigham Young University	39	36	75

## GAME #15

Brigham Young University  
UNLV

47  
60

January 15, 2002

Marriott Center • Provo (8,978)

BYU Cougars 12-3, 2-0	tot-fg	3-pt	rebounds													
# Player	fg	fga	fga	ft	fta	of	de	tot	pf	tp	a	to	bk	s	min	
03 BIGELOW, Mark	f	4	10	2	5	6	8	1	3	4	1	16	0	5	1	34
25 NIELSEN, Eric	f	5	6	0	0	1	1	0	4	4	11	0	5	0	0	33
52 JENSEN, Jared	c	3	7	0	0	2	2	4	3	7	1	8	1	0	1	21
02 HANSEN, Travis	g	2	10	1	3	5	10	1	5	6	2	10	3	6	0	1
31 MONTAGUE, Matt	g	2	2	0	0	2	3	0	6	6	0	5	3	0	1	39
10 NASHIF, Terry	g	0	0	0	0	0	0	0	0	0	0	0	0	0	0	1
20 BOBIK, Daniel	g	2	6	1	2	2	2	0	2	3	7	2	1	0	0	20
22 BALDERSON, Jimmy	g	0	0	0	0	0	0	0	0	0	0	0	0	0	0	1
32 JEPSEN, Bart	g	0	0	0	0	0	0	0	0	0	1	0	0	0	0	9
42 CARLISLE, Jon	g	0	1	0	0	2	2	1	2	0	2	0	0	0	0	6
TEAM								4	8							
Totals.....	18	42	4	10	20	28	11	28	39	12	60	11	20	2	4	200

TOTAL FG%	1st Half: 8-21 38.1%	2nd Half: 10-21 47.6%	Game: 42.9%	DEADBALL
3-Pt. FG%	1st Half: 1-7 14.3%	2nd Half: 3-3 100%	Game: 40.0%	REBOUNDS
F Throw %	1st Half: 5-8 62.5%	2nd Half: 15-20 75.0%	Game: 71.4%	4

UNLV 8-7, 1-3	tot-fg	3-pt	rebounds													
# Player	fg	fga	fga	ft	fta	of	de	tot	pf	tp	a	to	bk	s	min	
10 JOHNSON, Daron	f	8	12	0	0	2	2	0	4	4	5	18	0	4	2	37
20 RICHARDSON, C.	f	5	9	0	2	0	0	2	2	4	4	10	0	2	1	25
32 BANKS, Marcus	g	1	8	0	3	0	0	1	3	4	3	2	3	2	0	34
15 KELLY, Lou	g	2	10	1	4	1	2	1	4	5	3	6	2	4	0	32
24 BOOKER, Vince	g	2	4	1	2	2	2	0	0	3	7	1	2	0	1	30
11 BANKS, Jevon	g	0	2	0	2	0	2	0	2	2	1	0	3	0	2	18
12 JOHNSON, Laforste	g	0	1	0	1	0	0	0	0	0	0	0	0	0	0	5
14 PEARSON, Omar	g	2	5	0	0	0	1	2	3	3	4	1	1			

# Box scores

## GAME #19

Brigham Young University  
Wyoming

85  
70

February 2, 2002  
Marriott Center • Provo (10,121)

BYU Cougars 13-6, 3-3	tot-fg	3-pt	rebounds												
## Player	fg	fga	fga	ft	fta	of	de	tot	pf	tp	a	to	blk	s	min
03 BIGELOW, Mark	f	8	12	3	6	0	0	0	2	3	19	1	1	1	34
25 NIELSEN, Eric	f	5	14	1	2	1	2	1	6	7	12	2	1	3	38
52 JENSEN, Jared	c	4	8	0	0	2	2	1	1	2	5	10	0	0	18
02 HANSEN, Travis	g	8	12	2	2	2	2	7	9	3	19	1	2	1	25
31 MONTAGUE, Matt	g	3	4	0	0	0	3	3	0	6	15	2	0	2	40
20 BOBIK, Daniel	g	2	3	1	2	1	1	0	0	2	5	3	1	0	15
22 BALDERSON, Jimmy	c	2	3	1	2	1	1	0	0	1	6	0	0	0	5
32 JEPSEN, Bart	g	0	0	0	0	0	0	0	0	2	0	1	1	0	2
40 HOWARD, Dan	g	0	0	0	0	0	0	0	0	0	0	0	0	0	4
42 CARLISLE, Jon	g	2	2	0	0	4	4	0	1	1	3	8	2	1	10
TEAM	1														
Totals.....	34	58	8	14	9	11	4	23	27	19	85	25	9	8	200

TOTAL FG%	1st Half: 17-25 68.0%	2nd Half: 17-33 51.5%	Game: 58.6%	DEADBALL
3-PL FG%	1st Half: 5-7 71.4%	2nd Half: 3-7 42.9%	Game: 57.1%	REBOUNDS
F Throw %	1st Half: 6-8 75.0%	2nd Half: 3-3 100%	Game: 81.8%	1

Wyoming 14-5, 5-1	tot-fg	3-pt	rebounds												
## Player	fg	fga	fga	ft	fta	of	de	tot	pf	tp	a	to	blk	s	min
22 DAVID, Josh	f	3	8	0	2	1	2	0	1	1	4	7	0	2	10
44 BAILEY, Marcus	f	4	6	0	0	4	1	4	5	0	12	0	0	0	33
05 NSONWU-AMADI	c	1	2	0	0	9	10	1	9	10	11	0	4	0	31
01 RICHARDSON, D.	g	6	14	0	4	2	2	0	0	1	14	3	2	0	35
03 STRAIGHT, Jason	g	1	5	0	2	2	2	0	3	1	4	3	2	0	28
00 MINGO, Ronell	g	6	9	0	2	2	2	2	2	14	0	3	0	1	22
04 IDEZUE, Ugo	g	1	1	0	1	1	0	1	3	3	0	0	0	0	8
20 ROTTINGHAUS, D.	g	0	0	0	0	0	0	1	1	0	0	0	0	0	6
24 CORNER, Paris	g	2	8	1	1	0	0	1	1	0	5	3	0	0	18
25 RIES, Joe	g	0	0	0	0	0	1	0	0	0	0	0	0	0	3
TEAM	4														
Totals.....	24	53	1	9	21	23	8	21	29	13	70	9	13	1	200

TOTAL FG%	1st Half: 13-31 41.9%	2nd Half: 11-22 50.0%	Game: 45.3%	DEADBALL
3-PL FG%	1st Half: 0-6 0.0%	2nd Half: 1-3 33.3%	Game: 11.1%	REBOUNDS
F Throw %	1st Half: 7-7 100%	2nd Half: 14-16 87.5%	Game: 91.3%	0

Officials: Steve Welmer, Mark Whitehead, Greg Burks  
Technical fouls: Wyoming Cowboys-None. BYU Cougars-None.

Score by Periods	1st	2nd	Total
Wyoming Cowboys	33	37	70
Brigham Young University	45	40	85

## GAME #20

Brigham Young University  
Colorado State

57  
52

February 4, 2002  
Marriott Center • Provo (8,325)

BYU Cougars 14-6, 4-3	tot-fg	3-pt	rebounds												
## Player	fg	fga	fga	ft	fta	of	de	tot	pf	tp	a	to	blk	s	min
03 BIGELOW, Mark	f	7	12	4	7	2	4	1	4	5	20	0	1	0	24
25 NIELSEN, Eric	f	2	8	0	0	3	4	0	4	3	7	1	2	1	30
52 JENSEN, Jared	c	2	6	0	0	4	6	1	2	3	6	0	1	0	24
02 HANSEN, Travis	g	5	9	1	3	6	12	1	4	5	27	1	1	1	36
31 MONTAGUE, Matt	g	1	5	1	3	2	3	1	2	3	5	11	3	0	40
20 BOBIK, Daniel	g	0	1	0	0	1	2	3	0	2	0	0	0	0	13
22 BALDERSON, Jimmy	g	1	1	0	0	0	1	1	2	0	0	0	0	0	4
32 JEPSEN, Bart	g	0	1	0	0	0	0	1	1	2	0	0	1	1	9
40 HOWARD, Dan	g	0	0	0	0	0	0	0	0	0	0	0	0	0	3
42 CARLISLE, Jon	g	0	1	0	0	0	0	0	0	3	0	0	0	0	7
TEAM	4														
Totals.....	15	40	6	14	21	31	6	24	30	14	57	13	14	3	200

TOTAL FG%	1st Half: 8-21 38.1%	2nd Half: 7-19 36.8%	Game: 37.5%	DEADBALL
3-PL FG%	1st Half: 4-9 44.4%	2nd Half: 2-5 40.0%	Game: 42.9%	REBOUNDS
F Throw %	1st Half: 10-11 90.9%	2nd Half: 11-20 55.0%	Game: 67.7%	5

Colorado State 9-12, 1-6	tot-fg	3-pt	rebounds												
## Player	fg	fga	fga	ft	fta	of	de	tot	pf	tp	a	to	blk	s	min
33 GREENE, Brian	f	7	14	0	1	2	0	7	7	4	15	2	5	1	2
22 WILLIAMS, Matt	c	2	3	0	0	4	5	0	2	2	1	8	0	1	0
02 MACKLIN, Jon	g	2	6	0	0	0	2	4	6	3	4	2	0	0	33
10 RAKIETSKI, Andy	g	1	1	1	0	0	0	2	1	3	1	1	0	0	20
11 BIRLEY, Jonathan	g	4	10	3	6	0	0	2	2	0	11	6	1	0	34
03 SMITH, Quantone	g	1	1	0	0	0	1	3	3	2	2	2	0	0	18
13 ROBINSON, Freddy	g	3	0	2	1	2	1	0	1	3	1	0	1	0	9
20 CLARK, Ronnie	g	2	4	0	0	0	0	3	3	4	4	0	0	0	15
25 BROWN, Matt	g	1	3	0	1	2	2	1	3	4	4	1	1	0	21
34 BURKE, Darian	g	0	2	0	0	0	0	1	0	1	4	0	0	0	6
TEAM	4														
Totals.....	20	47	4	10	8	12	6	24	30	26	52	14	18	2	200

TOTAL FG%	1st Half: 11-25 44.0%	2nd Half: 9-22 40.9%	Game: 42.6%	DEADBALL
3-PL FG%	1st Half: 3-5 60.0%	2nd Half: 1-5 20.0%	Game: 40.0%	REBOUNDS
F Throw %	1st Half: 5-6 83.3%	2nd Half: 3-6 50.0%	Game: 66.7%	1

Officials: Stanley Reynolds, Jim Danner, Randy McCall  
Technical fouls: Colorado State-None. BYU Cougars-None.

Score by Periods	1st	2nd	Total
Colorado State University	30	22	52
Brigham Young University	30	27	57

## GAME #21

Brigham Young University  
UNLV

70  
73

February 9, 2002  
Thomas & Mack Center • Las Vegas (11,733)

BYU Cougars 14-7, 4-4	tot-fg	3-pt	rebounds												
## Player	fg	fga	fga	ft	fta	of	de	tot	pf	tp	a	to	blk	s	min
03 BIGELOW, Mark	f	4	11	3	5	2	2	0	2	2	13	2	2	0	38
25 NIELSEN, Eric	f	6	10	1	2	1	2	1	4	5	14	0	1	0	34
52 JENSEN, Jared	c	6	9	0	0	0	0	6	1	7	2	12	0	0	19
02 HANSEN, Travis	g	6	12	1	3	8	10	1	3	4	21	3	0	0	23
31 MONTAGUE, Matt	g	3	10	3	1	0	0	0	2	3	0	8	3	0	36
20 NASHIF, Terry	g	0	0	0	0	0	0	0	0	1	0	1	0	0	4
22 BOBIK, Daniel	g	1	3	0	0	0	1	2	3	3	2	4	0	0	16
22 BALDERSON, Jimmy	g	0	2	0	2	4	4	0	2	1	4	1	0	0	6
32 JEPSEN, Bart	g	2	4	0	0	0	0	3	3	0	4	0	0	0	22
42 CARLISLE, Jon	g	0	0	0	0	0	2	0	1	1	0	0	0	0	2
TEAM	3														
Totals.....	25	54	5	13	15	20	11	21	32	17	70	15	12	2	200

TOTAL FG%	1st Half: 11-31 35.5%	2nd Half: 14-23 60.9%	Game: 46.3%	DEADBALL
3-PL FG%	1st Half: 2-8 25.0%	2nd Half: 3-5 60.0%	Game: 38.5%	REBOUNDS
F Throw %	1st Half: 7-9 77.8%	2nd Half: 8-11 72.7%	Game: 75.0%	2

UNLV 12-8, 4-4	tot-fg	3-pt	rebounds												
## Player	fg	fga	fga	ft	fta	of	de	tot	pf	tp	a	to	blk	s	min
10 JOHNSON, Dairon	f	6	16	0	2	2	3	1	4	5	14	3	1	0	25
15 KELLY, Lou	f	8	17	2	8	4	7	2	4	6	22	4	2	1	34
22 AMUNDSON, Louis	f	0	1	0	0	0	0	1	1	4	0	2	0	0	12
03 BANKS, Marcus	g	4	11	1	3	3	6	1	2	3	12	4	2	0	38
24 BOOKER, Vince	g	3	4	1	2	0	0	2	3	7	4	1	0	2	27
11 BANSE, Jevon	g	2	3	0	2	2	1	3	0	6	5	0	0	0	22
32 JOHNSON, Lafonte	g	1	1	1	0	0	0	1	1	0	3	0	0	0	3
14 PEARSON, Omar	g	0	2	0	0	1	2	3	5	2	1	2	0	0	10
20 RICHARDSON, Chris	g	4	5	0	0	0	0	3	4	7	1	8	0	0	19
TEAM	2														
Totals.....	28	60	5	16	12	19	14	21	35	20	73	20	10	2	200

TOTAL FG%	1st Half: 17-31 54.8%	2nd Half: 11-29 37.9%	Game: 46.7%	DEADBALL
3-PL FG%	1st Half: 4-9 44.4%	2nd Half		

## GAME #25

Brigham Young University **63**  
Utah **61**

February 23, 2002  
Marriott Center • Provo (15,628)

BYU Cougars 17-8, 7-5	tot-fg	3-pt	rebounds										
## Player	fg	fga	fta	of	de	tot	pf	tp	a	to	blk	s	min
03 BIGELOW, Mark	4	9	3	5	0	0	2	3	11	2	0	2	37
25 NIELSEN, Eric	6	11	0	1	2	3	4	3	14	1	3	1	40
52 JENSEN, Jared	2	6	0	0	5	6	3	6	2	9	0	1	20
02 HANSEN, Travis	5	8	2	5	8	0	7	4	17	3	1	0	37
31 MONTAGUE, Matt	3	8	1	4	0	0	2	2	7	7	0	0	34
10 NASHIF, Terry	0	0	0	0	0	0	0	0	0	0	0	0	1
20 BOBIK, Daniel	0	1	0	0	0	0	0	1	1	0	0	0	5
22 BALDERSON, Jimmy	1	3	0	1	0	1	1	2	2	0	0	0	9
32 JEPSSEN, Bart	0	0	0	0	0	0	0	0	0	0	0	0	1
40 HOWARD, Dan	1	2	0	1	2	1	3	1	3	0	1	0	14
42 CARLISLE, Jon	0	1	0	0	0	0	1	0	0	0	1	0	2
TEAM				3	2	5							
Totals.....	22	49	6	14	13	19	10	22	32	18	63	13	21

TOTAL FG%	1st Half: 8-21 38.1%	2nd Half: 14-28 50.0%	Game: 44.9%	DEADBALL
3-PL FG%	1st Half: 3-9 33.3%	2nd Half: 3-5 60.0%	Game: 42.9%	REBOUNDS
F Throw %	1st Half: 7-8 87.5%	2nd Half: 6-11 54.5%	Game: 68.4%	2

### Utah 19-6, 9-3

## Player	fg	fga	fta	of	de	tot	pf	tp	a	to	blk	s	min
31 JOHNSON, Britton	6	12	2	5	1	2	4	9	13	4	15	2	0
35 JOHNSON, Jeff	2	8	1	4	0	0	2	2	1	5	2	2	0
13 KOPROD, Cameron	4	4	0	2	2	1	2	3	10	1	0	0	1
11 SPEIVE, Travis	5	9	0	1	2	7	0	2	12	3	1	1	32
15 JACOBSON, Nick	5	10	0	2	3	1	1	2	11	3	1	1	32
03 OSIMANI, Martin	0	0	0	0	0	0	1	1	1	0	0	0	9
21 CATON, Trace	0	0	0	0	0	0	0	2	0	1	0	0	20
32 OSMUNDSON, Eric	0	1	0	0	0	0	1	1	2	0	0	1	4
40 CULLEN, Phil	1	3	1	3	4	1	3	4	7	1	3	2	1
TEAM				1	1	2							
Totals.....	23	47	4	13	11	18	8	21	29	16	14	13	3

TOTAL FG%	1st Half: 17-26 65.4%	2nd Half: 6-21 28.6%	Game: 48.9%	DEADBALL
3-PL FG%	1st Half: 4-8 50.0%	2nd Half: 0-0 0.0%	Game: 30.8%	REBOUNDS
F Throw %	1st Half: 5-10 50.0%	2nd Half: 6-13 46.2%	Game: 61.1%	1

Officials: Scott Thornley, Randy McCall, Tim Gabutero  
Technical fouls: Utah-None. BYU Cougars-None.

### Score by Periods

Utah	43	18	61
Brigham Young	26	37	63

## GAME #26

Brigham Young University **60**  
Wyoming **76**

February 28, 2002  
Arena Auditorium • Laramie, Wyo. (11,189)

BYU Cougars 17-9, 7-6	tot-fg	3-pt	rebounds										
## Player	fg	fga	fta	of	de	tot	pf	tp	a	to	blk	s	min
03 BIGELOW, Mark	6	10	1	3	1	1	2	3	14	1	3	0	30
25 NIELSEN, Eric	5	9	1	3	4	0	3	0	14	0	1	1	35
52 JENSEN, Jared	0	2	0	0	0	1	2	3	2	0	1	0	12
02 HANSEN, Travis	5	16	1	3	5	1	3	4	16	1	1	0	41
31 MONTAGUE, Matt	2	4	0	2	0	0	1	2	4	3	1	0	36
10 NASHIF, Terry	0	0	0	4	4	0	0	0	1	4	0	1	4
20 BOBIK, Daniel	1	2	0	1	0	0	0	2	2	1	0	0	12
22 BALDERSON, Jimmy	0	2	0	0	0	0	1	0	1	0	1	0	7
32 JEPSSEN, Bart	0	0	0	0	0	0	0	1	0	1	0	0	8
40 HOWARD, Dan	1	1	0	2	3	0	3	4	4	0	2	1	14
42 CARLISLE, Jon	1	3	0	0	0	0	0	2	2	0	2	0	11
TEAM				3	3	6							
Totals.....	21	51	3	12	15	19	7	17	24	21	60	7	5

TOTAL FG%	1st Half: 12-31 38.7%	2nd Half: 9-20 45.0%	Game: 41.2%	DEADBALL
3-PL FG%	1st Half: 2-8 25.0%	2nd Half: 1-4 25.0%	Game: 25.0%	REBOUNDS
F Throw %	1st Half: 3-4 75.0%	2nd Half: 12-15 80.0%	Game: 78.9%	0

### Wyoming 19-7, 10-3

## Player	fg	fga	fta	of	de	tot	pf	tp	a	to	blk	s	min
22 DAVIS, Josh	4	10	0	2	4	6	10	2	10	2	0	1	30
44 BAILEY, Marcus	5	14	1	2	7	8	0	5	5	18	2	0	34
05 NSONWU-AMADI	4	7	0	2	4	3	6	3	6	10	2	0	25
01 RICHARDSON, D	6	13	2	6	2	2	6	8	13	4	2	0	34
03 STRAIGHT, Jason	4	5	1	1	4	4	0	2	2	13	4	0	23
00 MINGO, Ronell	0	2	0	0	0	1	3	4	0	0	0	0	11
04 UDEZUE, Ugo	0	1	0	0	0	1	2	3	3	0	0	0	9
13 DUNN, Alex	0	0	0	0	0	0	0	0	0	0	0	0	1
20 RUTTINGHAUS, D.	1	1	0	0	2	4	0	4	2	4	1	0	12
24 CORNER, Paris	2	7	0	2	1	2	1	0	1	2	5	0	1
25 RES, Joe	0	0	0	0	0	0	0	0	0	1	0	0	3
TEAM				5	5	5							
Totals.....	26	60	4	11	20	26	21	27	48	22	76	15	9

TOTAL FG%	1st Half: 12-27 44.4%	2nd Half: 14-33 42.4%	Game: 43.3%	DEADBALL
3-PL FG%	1st Half: 2-7 28.6%	2nd Half: 2-4 50.0%	Game: 26.4%	REBOUNDS
F Throw %	1st Half: 8-12 66.7%	2nd Half: 12-14 85.7%	Game: 76.9%	2

Officials: Ed Hightower, Verne Harris, Ronnie Hernandez  
Technical fouls: BYU Cougars-None. Wyoming-None.

### Score by Periods

Brigham Young	29	31	60
Wyoming	34	42	76

## GAME #27

Brigham Young University **75 (OT)**  
Colorado State **79**

March 2, 2002  
Moby Arena • Fort Collins, Colo. (2,587)

BYU Cougars 17-10, 7-7	tot-fg	3-pt	rebounds										
## Player	fg	fga	fta	of	de	tot	pf	tp	a	to	blk	s	min
03 BIGELOW, Mark	3	6	1	2	5	7	0	1	2	12	0	3	31
25 NIELSEN, Eric	6	13	1	3	1	2	0	6	6	14	1	0	33
40 HOWARD, Dan	2	4	0	0	0	0	0	4	2	6	5	4	1
02 HANSEN, Travis	4	13	2	4	5	7	1	3	4	15	2	4	43
31 MONTAGUE, Matt	2	5	1	2	2	4	1	4	5	7	4	0	1
10 NASHIF, Terry	0	0	0	0	0	0	0	0	1	0	0	0	0
20 BOBIK, Daniel	1	2	1	1	0	0	0	1	1	3	0	0	13
22 BALDERSON, Jimmy	1	2	0	0	0	1	1	2	2	2	0	1	9
32 JEPSSEN, Bart	0	0	0	0	0	0	0	0	0	0	0	0	6
42 CARLISLE, Jon	0	0	0	0	0	0	0	0	0	0	0	0	2
52 JENSEN, Jared	5	7	0	0	8	8	1	0	3	18	0	1	21
TEAM				2	2	2							
Totals.....	24	52	6	12	21	29	10	18	28	27	75	11	6

TOTAL FG%	1st Half: 12-22 54.5%	2nd Half: 8-24 33.3%	Game: 46.2%	DEADBALL
3-PL FG%	1st Half: 4-7 57.1%	2nd Half: 1-3 33.3%	Game: 50.0%	REBOUNDS
F Throw %	1st Half: 7-9 77.8%	2nd Half: 7-10 70.0%	Game: 72.4%	2

### Colorado State 12-17, 3-11

## Player	fg	fga	fta	of	de	tot	pf	tp	a	to	blk	s	min
25 BROWN, Matt	0	0	0	0	0	0	0	2	2	1	0	0	1
33 GREENE, Brian	7	16	0	8	10	5	4	9	3	22	4	1	35
54 NELSON, Matt	4	8	0	0	12	16	2	7	9	0	20	0	35
10 RAKIJEVIC, Jon	0	4	0	0	0	0	1	2	5	0	1	1	20
11 BIRLEY, Andy	6	10	6	10	4	1	2	3	4	22	1	1	35
02 MACKLIN, Joe	2	3	0	3	4	0	2	2	2	7	3	2	38
03 SMITH, Quantone	1	5	0	0	0	0	1	0	2	2	0	0	3
13 ROBINSON, Freddy	0	0	0	0	0	0	0	1	1	0	0	0	13
20 CLARK, Ronnie	3	4	0	0	0	0	2	5	7	5	6	1	21
34 BURKE, Darian	0	0	0	0	0	0	0	2	0	0	0	0	1
42 WILLIAMS, Matt	0	0	0	0	0	0	0	0	0	1	2	0	9
TEAM				1	1	1							
Totals.....	23	50	6	14	27	34	13	24	79	9	18	7	225

TOTAL FG%	1st Half: 7-16 43.8%	2nd Half: 13-30 43.3%	Game: 46.0%	DEADBALL
3-PL FG%	1st Half: 1-5 20.0%	2nd Half: 4-8 50.0%	Game: 42.9%	REBOUNDS
F Throw %	1st Half: 11-14 78.6%	2nd Half: 6-8 75.0%	Game: 79.4%	3

Officials: Lonnie Dixon, Mike Giarratano, Larry Spaulding  
Technical fouls: None.

**BYUCOUGARS.COM**  
OFFICIAL SITE OF BRIGHAM YOUNG UNIVERSITY ATHLETICS

**Top Stories**



- FTB** - Cougar's prepare for the Adidas 10000000 - BYU men's and women's cross country teams will compete in the Mountain West Conference Championships Friday, Nov. 7, 2008, in Provo, Utah, at Star Bay Golf Course. Both teams travel with the most as ordinary things are not so ordinary when you are on the road.
- CC** - BYU's Men's Soccer Team - The Mountain West Conference Championships will be held at Star Bay Golf Course. Both teams travel with the most as ordinary things are not so ordinary when you are on the road.
- WJOC** - Cougar's Tennis National Fall - The Mountain West Conference Championships will be held at Star Bay Golf Course. Both teams travel with the most as ordinary things are not so ordinary when you are on the road.
- WLB** - Weekly Release #10 - Cougar's to Visit Soccer and Football 10000000 - The Mountain West Conference Championships will be held at Star Bay Golf Course. Both teams travel with the most as ordinary things are not so ordinary when you are on the road.
- WJOC** - Mountain West Conference Championships - The Mountain West Conference Championships will be held at Star Bay Golf Course. Both teams travel with the most as ordinary things are not so ordinary when you are on the road.
- FTB** - Cougar's to Visit Soccer and Football 10000000 - The Mountain West Conference Championships will be held at Star Bay Golf Course. Both teams travel with the most as ordinary things are not so ordinary when you are on the road.
- WJOC** - Mountain West Conference Championships - The Mountain West Conference Championships will be held at Star Bay Golf Course. Both teams travel with the most as ordinary things are not so ordinary when you are on the road.
- WLB** - Weekly Release #10 - Cougar's to Visit Soccer and Football 10000000 - The Mountain West Conference Championships will be held at Star Bay Golf Course. Both teams travel with the most as ordinary things are not so ordinary when you are on the road.
- WJOC** - Mountain West Conference Championships - The Mountain West Conference Championships will be held at Star Bay Golf Course. Both teams travel with the most as ordinary things are not so ordinary when you are on the road.

**WWW.BYUCOUGARS.COM**

- UP-TO-THE-MINUTE INFORMATION
- STATS, BIOS
- NOTES
- PRESS RELEASES
- EXCLUSIVE STORIES
- PHOTOS
- PREVIEWS

visiting head coach will address the media in the pressroom following coach Cleveland's press conference (or outside the visiting locker room if preferred by the visiting team). A typed quote sheet with remarks from both coaches will be provided. Post-game player interviews will also be arranged. BYU player interviews will take place in the interview room following the two coaches. Opponent player interviews are conducted outside the visiting locker. Post-game interview schedules and information is posted in the pressroom prior to each game.

zines, wire services, live television and radio broadcasts, television and radio stations reporting for nightly news and those who regularly cover college basketball will be given priority. Fan-based websites not affiliated with a credentialed media outlet and websites containing BYU chat rooms, message boards, recruiting information or scouting reports will not be credentialed. Media credentials are property of BYU and can be denied or revoked at any time at the discretion of BYU. Credentials must be surrendered upon request.



## MEDIA INTERVIEW POLICY

All player and coaches interview requests must be made at least 24 hours in advance. Special requests regarding breaking news will be accommodated where possible. All interviews must be scheduled through Brett Pyne of BYU Athletic Media Relations Office. He can be reached at 801-422-4912. Local media are encouraged to conduct interviews during the team's weekly media day. Player interviews requested for morning and afternoon hours while school is in session will be avoided except during the team's scheduled media day. No interviews will be given the day of a game.

## WEEKLY MEDIA DAY

With some exceptions due to the schedule, Coach Cleveland and BYU players will be available for interviews during a weekly media day each Thursday before practice at the Marriott Center. Media day interviews begin at 1:30 p.m. during the fall semester and at 2:15 p.m. during winter semester. Special interview requests or extended feature interviews must be arranged in advance through the athletic media relations office.

## POST-GAME INTERVIEWS

Coach Cleveland will speak to the media after the mandatory 10-minute post-game cooling off period in the interview room connected to the pressroom. The

## MEDIA SERVICES

Game notes with updated statistics are available on BYU's website and also will be issued to the media via email. Contact Brett Pyne to be added to the media email list. BYU and opponent game notes and media guides, the Mountain West Conference weekly release and the official game program are provided to the media at each game. Official game statistics are distributed at halftime and at the conclusion of the game. Live radio and television broadcasters will be provided up-to-date statistics during timeouts throughout the game. Several telephones are available in the pressroom adjacent to the court on the southwest corner. Collect or credit card calls can be made from these telephones.

## MEDIA CREDENTIAL POLICY

Working media wishing to cover BYU must submit a request for credentials to Brett Pyne in the media relations office. Season media and photography credentials will be provided at the discretion of the media relations office to media members who regularly cover BYU. Single-game credential requests by working media should be made no later than three days prior to the game. Requests received later than noon the day before the game will not be accepted. Credentials are for working members of the media only. Daily and next-day newspapers, national maga-

## LOCATION AND PARKING

The Marriott Center is located on the BYU campus at the corner of 450 East and University Parkway (1650 North) in Provo. Media parking is available in Lot #1, immediately north of the Marriott Center. Media parking passes must be requested with credentials in advance. To reach the pressroom, use the north entrance (ticket office) of the Marriott Center. Take the elevator down to the first level and follow the hallway to the right. The pressroom is located at the second portal on the southwest corner.

## OBTAINING INFORMATION

The latest news, statistics and information about BYU Basketball is available 24 hours a day on BYU's official athletics website - [www.byucougars.com](http://www.byucougars.com). Please contact Brett Pyne to be put on the media email list.



Photos of BYU Basketball made possible thanks to Mark Philbrick and University Communications.

**MARK PHILBRICK**  
University Photographer  
801.422.7322 (office)  
[mark\\_philbrick@byu.edu](mailto:mark_philbrick@byu.edu)

## TELEVISION BROADCASTS

On Feb. 1, 1999, ESPN, Inc., signed a seven-year contract with the Mountain West Conference, giving ESPN exclusive national television rights to men's basketball and football beginning with the 1999-2000 academic year. BYU will play five basketball games on ESPN /ABC networks in 2002-03. Bob Carpenter and analyst Jimmy Dykes team to call the action for BYU's ESPN and ESPN2 games while Rich Waltz and Irv Brown provide the call and analysis for the ESPN+Plus contests.


BYU also will appear on Fox Sports Arizona and on nine SportsWest Productions telecasts. SportsWest games are aired in Utah on KSL-TV, the NBC affiliate in Salt Lake City. KSL has been televising BYU basketball games on a regular basis since 1984. Dave McCann and Craig Hislop will be the primary SportsWest team calling Cougar games in 2002-03.

## COUGARS ON KBYU-TV AND BYU-TV

Select games will be broadcast on KBYU-TV, channel 11, and on BYU-TV, which is available on the Dish Network 500, DirectTV and some cable systems. These games are primarily broadcast on a tape-delay basis. Please refer to the official BYU Athletics website - [www.byucougars.com](http://www.byucougars.com) - for schedules and times.

## COUGARS & KSL RADIO

The longtime radio home of BYU Cougar Basketball is 50,000-watt KSL Newsradio 1160 in Salt Lake City. KSL Sports Director Greg Wrubell returns for his seventh season as the play-by-play voice of BYU Cougar basketball.




VOICE OF COUGAR BASKETBALL:  
GREG WRUBELL

**KSL 1160**  
NEWSRADIO

A 1990 BYU graduate, Wrubell also became the voice of BYU football in 2001 and has been a member of KSL's Cougar football broadcast team for the past 11 seasons. Joining Wrubell as game analyst in his sixth season is Mark Durrant, a four-year BYU basketball letterman who graduated in 1995 as a three-time Academic All-WAC forward. Brian Santiago, who was the WAC assist and three-point

leader at Fresno State, returns for his second season as a game analyst for select Cougar contests.

KSL Newsradio 1160 broadcasts each Cougar home and away game beginning with a pre-game show one hour before tipoff. KSL's post-game show features interviews with a BYU player and coach.



## THE COUGAR DIRECTORY

### BASKETBALL COACHING STAFF/SUPPORT

Area code - 801

Steve Cleveland	378-3612
FAX	378-5965
Dave Rose	378-6189
Andy Toolson	378-3613
John Wardenburg	378-1621
Nate Call-Director of Operations	378-5040
Brett Pyne-Media Relations	422-4912
Jay Omer-Strength & Conditioning	422-1972
Robert Ramos-Basketball Trainer	422-5142
George Curtis-Head Trainer	422-2936
Dennis Fischer-Equipment Manager	422-5301
Zeffie Nelson-basketball Secretary	378-2916

### ADMINISTRATION

Fred Skousen-Advancement VP	422-2640
Val Hale-Director of Men's Athletics	422-2096
Peter Pilling-Senior Associate AD	422-1562
Duff Tittle-Associate AD	422-4910
Mike King-Associate AD	422-2098
Brian Santiago-Associate AD	422-9059
Gary Pullins-Assistant AD	422-1365
Jim Kimmel-Compliance Director	422-2047
Tony Jewkes-Athletic Marketing	378-2028
Kevin Elzey-Athletic Marketing	378-1918
Bev Utley-Promotions/Special Events	378-8260
Larry Duffin-Special Events Director	378-6022
David Miles-Ticket Manager	378-6022



per-  
centage

# coming to provo



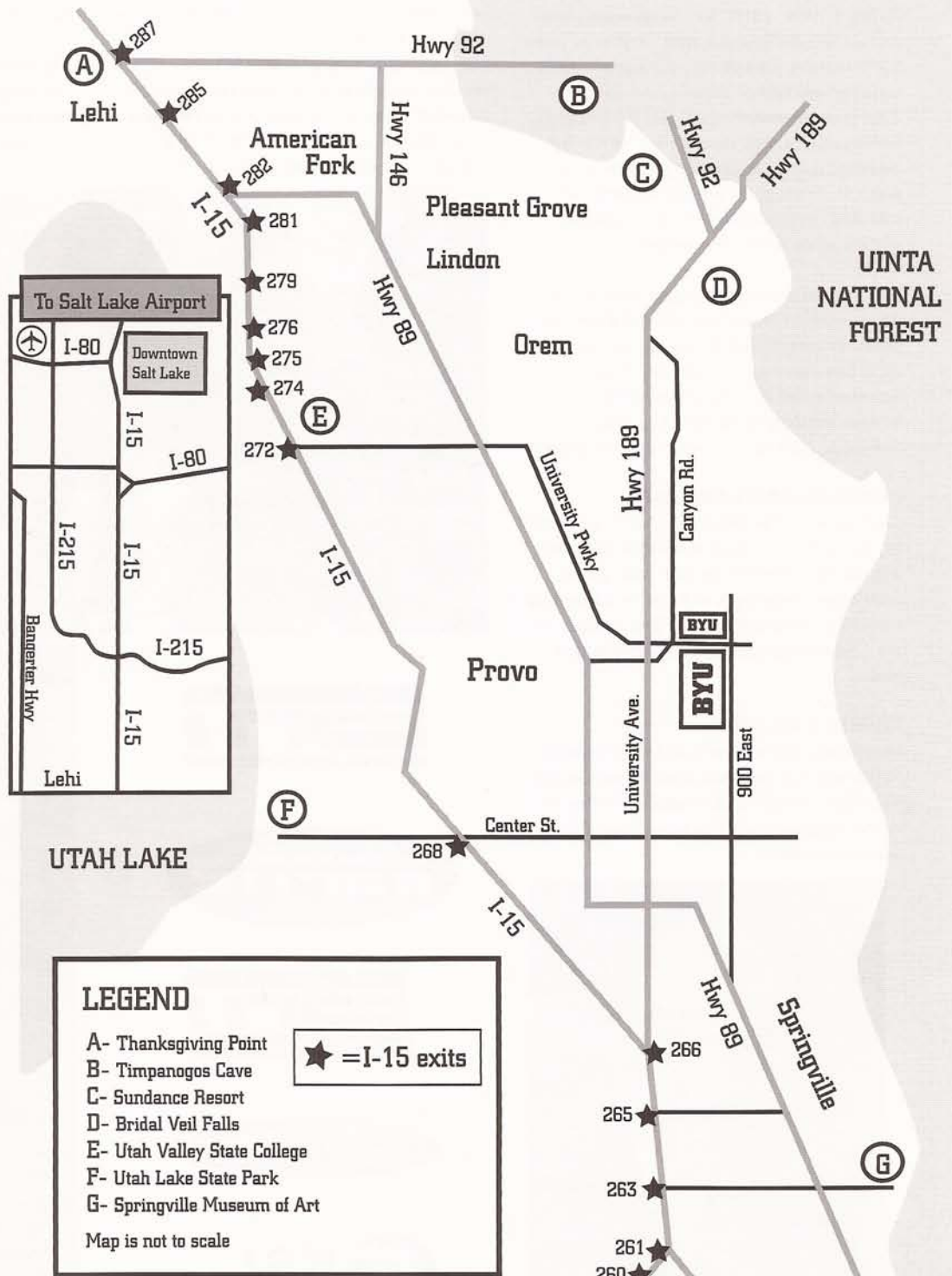
Just 44 miles north of Provo lies the major metropolitan area of Salt Lake City, home of the 2002 Olympic Games.



Just 45 minutes northeast of Provo on Highway 189 lies the winter resort mecca of Park City, home of the Sundance Film Festival and many events in the 2002 Winter Olympics.



Provo is also a major gateway to 6 national parks, seven National Monuments, two National Recreational areas, six National Forests and 44 State Parks.



**Directions to the Marriott Center from Salt Lake International Airport:** Leave airport and head east on I-80 towards Salt Lake City/Provo. Exit I-80 Southbound on I-215. Follow I-215 around belt route until I-15 exit. Take I-15 Southbound towards Provo. Follow I-15 until Orem University Parkway Exit #272. Exit on University Parkway and head east. Follow University Parkway through Orem and past University Avenue in Provo until you reach the Marriott Center, just past LaVell Edwards Stadium (football) and Miller Park (baseball/softball complex).



**BYU BASKETBALL LOCAL MEDIA CONTACTS**

**PRINT MEDIA**

Provo Daily Herald (Daily, A.M.)  
P.O. Box 717  
Provo, UT 84603  
(801) 344-2557  
Patrick Ridgell, Beat Writer  
Dick Harmon, Columnist

Salt Lake Tribune (Daily, A.M.)  
143 South Main  
Salt Lake City, UT 84111  
(801) 237-2070

Jim Halley, Sports Editor  
Patrick Kinahan, Beat Writer  
Mike Lewis, Columnist  
Gordon Monson, Columnist  
Kurt Kragthorpe, Columnist

Deseret News (Daily, P.M.; Weekends, A.M.)  
34 East 100 South  
Salt Lake City, UT 84111  
(801) 237-2161  
Loren Jorgensen, Sports Editor  
Scott Taylor, Beat Writer  
Brad Rock, Columnist

Ogden Standard Examiner (Daily, A.M.)  
P.O. Box 951  
Ogden, UT 84402  
(801) 625-4260  
Chris Miller, Sports Editor  
Brady Bingham, Beat Writer  
Randy Hollis, Columnist

Utah County Journal (Weekly)  
1180 N. Mountain Springs Parkway  
Springville, UT 84663  
(801) 853-5390  
Neil Warner, Sports Editor

BYU Daily Universe (Weekdays, A.M.)  
538 ELWC  
Provo, UT 84602  
(801) 422-7111

Logan Herald Journal (Daily, P.M.)  
P.O. Box 487  
Logan, UT 84321  
(801) 752-2121  
Shawn Harrison, Sports Editor

The Spectrum (Daily, A.M.)  
275 East St. George Blvd.  
St. George, UT 84770  
(435) 673-3511

**WIRE SERVICE**

Associated Press  
30 East 100 South #200  
Salt Lake City, UT 84111  
Doug Alden  
(801) 322-3405

**TELEVISION**

KSL-TV (NBC, Ch. 5)  
Broadcast House  
5 Triad Center  
Salt Lake City, UT 84110  
(801) 575-5535  
Tom Kirkland, Sports Director  
Rod Zundel, Sports Anchor  
Kathy Aiken, Sports Anchor

KTVX-TV (ABC, Ch. 4)  
1760 Fremont Ave.  
Salt Lake City, UT 84119  
(801) 975-4427  
Wesley Ruff, Sports Director  
Marius Payton, Sports Anchor  
Kent Rupe, Sports Anchor

KUTV-TV (CBS, Ch. 2)  
2185 S. 3600 W.  
Salt Lake City, UT 84119  
(801) 973-3167  
Dave Fox, Sports Director  
David James, Sports Anchor  
Jeremy Castro, Sports Producer

KSTU-TV (FOX, Ch. 13)  
5020 W. Amelia Earhart Drive  
Salt Lake City, UT 84116  
(801) 536-1313  
Mike Runge, Sports Director  
Michelle Loibner, Sports Anchor  
Joe Wren, Sports Anchor

**RADIO**

KSL Radio/Cougar Sports Network  
P.O. Box 1160  
Salt Lake City, UT 84116  
(801) 575-5535  
Greg Wrubell, Play-by-Play  
Bill Riley, Steve Cleveland Show Host

KZN Radio, 1280 AM  
Trolley Corners Building  
515 S. 700 E.  
Salt Lake City, UT  
(801) 524-2600

KFAN, 1320 AM  
434 Bearcat Dr.  
Salt Lake City, UT 84115  
(801) 464-8593

**BYU MEDIA RELATIONS OFFICE**

Office phone: 801.422.8948  
Office fax: 801.422.0633  
Address: 30 SFH • Provo, UT 84602-2239  
Website: www.byucougars.com

The Marriott Center  
Pressrow phone: 801.378.3675

**BYU MEDIA RELATIONS**



**BRETT PYNE**

Basketball Media  
Relations Director  
801.422.4912 (office)  
801.367.1631 (cel)  
801.796.6867 (home)  
801.422.0633 (fax)  
brett\_pyne@byu.edu



**DUFF TITTLE**

Associate AD for  
External Relations  
801.422.4910 (office)  
801.372.4401 (cel)  
801.422.0633 (fax)  
duff\_tittle@byu.edu



**DAVE BROBERG**

Athletic Publications  
Director  
801.422.4907 (office)  
801.372.0407 (cel)  
801.422.0633 (fax)  
dave\_broberg@byu.edu



**RALPH ZOBELL**

Web/Programs  
Coordinator  
801.422.9769 (office)  
801.367.3554 (cel)  
801.422.0633 (fax)  
ralph\_zobell@byu.edu



**JEFF REYNOLDS**

Assistant Athletic Media  
Relations Director  
801.422.4909 (office)  
801.372.2080 (cel)  
801.422.0633 (fax)  
jeff\_reynolds@byu.edu



**NORMA COLLETT**

Assistant Athletic Media  
Relations Director  
801.422.4908 (office)  
801.372.0989 (cel)  
801.422.0633 (fax)  
norma\_collett@byu.edu

# SID directory

## BYU

Contact: Brett Pyne  
Office: 801-422-4912  
Home: 801-796-6867  
Email: brett\_pyne@byu.edu  
Fax: 801-422-0633  
WEB SITE: www.byucougars.com

## TOLEDO

Contact: Steve Easton  
Office: 419-530-4921  
Home: 419-476-0238  
Email: seaston@pop3.utoledo.edu  
Fax: 419-530-4930  
WEB SITE: www.utroockets.com

## KANSAS STATE

Contact: Garry Bowman  
Office: 785-532-7708  
Cell: 785-341-1425  
Email: gbowman@ksu.edu  
Fax: 785-532-6039  
WEB SITE: www.k-statesports.com

## MICHIGAN

Contact: Tom Wywrot  
Office: 734-763-4423  
Email: twywrot@umich.edu  
Fax: 734-647-1188  
WEB SITE: MgoBlue.com

## ST. BONAVENTURE

Contact: Steve Mest  
Office: 716-375-2319  
Home: 716-372-3494  
Email: smest@sbu.edu  
Fax: 716-375-2383  
WEB SITE: gobonnies.ocsn.com

## VIRGINIA TECH

Contact: Bill Dyer  
Office: 540-231-8852  
Home: 540-552-8461  
Email: wdyer@vt.edu  
Fax: 540-231-6984  
WEB SITE: hokiesports.com

## RICE

Contact: John Sullivan  
Office: 713-348-4075  
Home: 713-521-9464  
Email: jsully@rice.edu  
Fax: 713-348-6019  
WEB SITE: www.RiceOwls.com

## ARIZONA STATE

Contact: Doug Tammaro  
Office: (480) 965-5799  
Home: (480) 705-5011  
Email: tammaro@asu.edu  
Fax: (480) 965-5408  
WEB SITE: www.thesundevils.com

## CREIGHTON

Contact: Rob Anderson  
Office: (402) 280-5544  
Home: (402) 935-1807  
Email: robert.anderson@creighton.edu  
Fax: (402) 280-2495  
WEB SITE: www.gocreighton.com

## SAN DIEGO

Contact: Ted Gosen  
Office: (619) 260-4745  
Home: (858) 486-3284  
Email: tgosen@sandiego.edu  
Fax: (619) 260-2990  
Web Site: www.usdtoreros.com

## UTAH STATE

Contact: Doug Hoffman  
Office: 435-797-3714  
Home: 435-787-1638  
Email: Doug.Hoffman@usu.edu  
Fax: 435-797-2615  
WEB SITE: www.UtahStateAggies.com

## UC SANTA BARBARA

Contact: Bill Mahoney  
Office: 805-893-3428  
Email: Bill.Mahoney@athletics.ucsb.edu  
Fax: 805-893-4537  
WEB SITE: www.UCSBgauchos.com

## SAN FRANCISCO

Contact: Peter Simon  
Office: 415-422-6161  
Home: 650-875-DONS  
Email: simon@usfca.edu  
Fax: 415-422-2919  
WEB SITE: www.usfdons.com

## SOUTHERN UTAH

Contact: Neil Gardner  
Office: (435) 586-7753  
Home: (435) 586-1127  
Email: gardner@suu.edu  
Fax: (435) 865-8037  
WEB SITE: www.suu.edu/athletics

## PEPPERDINE

Contact: Michael Zapolski  
Office: (310) 506-4333  
Home: (818) 597-1561  
Email: mzapolsk@pepperdine.edu  
Fax: (310) 506-4322  
WEB SITE: gowaves.pepperdine.edu

## OKLAHOMA STATE

Contact: Michael Noteware  
Office: (405) 744-7756  
Home: (405) 372-4846  
Email: michaen@okstate.edu  
Fax: (405) 744-6006  
WEB SITE: www.okstate.com

## WEBER STATE

Contact: Brad Larsen  
Office: 801-626-6010  
Home: 801-776-5376  
Email: blarsen3@weber.edu  
Fax: 801-626-6490  
WEB SITE: www.weber.edu/athletics

## IDAHO STATE

Contact: Frank Mercogliano  
Office: (208) 282-2621  
Home: (208) 234-0755  
Email: mercfran@isu.edu  
Fax: (208) 282-3659  
WEB SITE: www.isubengals.com

## UNLV

Contact: Andy Grossman  
Office: (702) 895-3995  
Home: (702) 630-3949  
Email: agrossman@ccmail.nevada.edu  
Fax: (702) 895-0989  
WEB SITE: UNLVRebels.com

## SAN DIEGO STATE

Contact: Mike May  
Office: (619) 594-5547  
Home: (619) 644-1767  
Email: mmay@mail.sdsu.edu  
Fax: (619) 582-6541  
WEB SITE: www.goaztecs.com

## UTAH

Contact: Mike Lageschulte  
Office: (801) 581-3511  
Home: (801) 582-7181  
Email: mlageschulte@huntsman.utah.edu  
Fax: (801) 581-4358  
WEB SITE: www.UtahUtes.com

## NEW MEXICO

Contact: Greg Remington, Jay Blackman  
Office: (505) 925-5520  
Home: (505) 293-5048/385-9622  
Blackman (505) 710-2828  
Email: gregrem@unm.edu; Blackman:  
blackman@unm.edu  
Fax: (505) 925-5529  
WEB SITE: www.golobos.com

## AIR FORCE

Contact: Jerry Cross  
Office: (719) 333-3950  
Home: (719) 473-8704  
Email: jerry.cross@usafa.af.mil  
Fax: (719) 333-3798  
WEB SITE: www.airforcesports.com

## WYOMING


Contact: Kevin McKinney  
Office: (307) 766-2256  
Home: (307) 742-3181  
Email: kevinm@uwyo.edu  
Fax: (307) 766-2346  
WEB SITE: www.wyomingathletics.com

## COLORADO STATE


Contact: Gary Ozzello  
Office: (970) 491-5067  
Home: (970) 222-3361  
Email: ramsid@lamar.colostate.edu  
Fax: (970) 491-1348  
WEB SITE: www.csurams.com

## MOUNTAIN WEST CONFERENCE

Contact: Javan Hedlund  
Office: (719) 488-4051  
Home: (719) 648-4027  
Email: jhedlund@theMWC.com  
Fax: (719) 487-7241  
WEB SITE: www.theMWC.com



# BYU BASKETBALL RADIO/TELEVISION ROSTER



**TRAVIS HANSEN**  
Senior, Guard/Forward  
6-6, 210



**MARK BIGELOW**  
Junior, Forward/Guard  
6-7, 190



**LUIZ LEMES**  
Junior, Guard  
6-3, 180



**JAKE SHOFF**  
Junior, Forward  
6-9, 265



**TERRY NASHIF**  
Sophomore, Guard  
5-10, 165



**MARC ROBERTS**  
Sophomore, Guard  
6-3, 205



**AUSTIN AINGE**  
Freshman, Guard  
6-1, 175



**RICKY BOWER**  
Junior, Guard  
6-4, 185



**JOHN ALLEN**  
Sophomore, Forward  
6-7, 215




**KEVIN WOODBERRY**  
Junior, Guard  
6-0, 170



**BART JEPSEN**  
Junior, Forward  
6-9, 235



**JERMAINE ODJEGBA**  
Freshman, Guard  
6-5, 190



**DAN HOWARD**  
Junior, Center  
7-0, 225



**JARED JENSEN**  
Sophomore, F/C  
6-9, 250



**RAFAEL ARAUJO**  
Junior, Center  
6-11, 265

## PRONUNCIATION GUIDE

**RAFAEL ARAUJO**  
hahf-igh-L awr-ruh-OO-zjoh

**LUIZ LEMES**  
loo-EEz LEHM-ehs

**TERRY NASHIF**  
NA-shihf

**JERMAINE ODJEGBA**  
oh-DEHJ-buh

**JAKE SHOFF**  
Sh-OHf

CELEBRATING 100 YEARS OF BYU BASKETBALL  
1903-2002

# BRIGHAM YOUNG BASKETBALL

